

ETSI TS 186 002-4 V1.0.0 (2008-04)

Technical Specification

**Telecommunications and Internet converged Services
and Protocols for Advanced Networking (TISPAN);
Interworking between Session Initiation Protocol (SIP) and
Bearer Independent Call Control Protocol (BICC) or
ISDN User Part (ISUP);
Part 4: Abstract Test Suite (ATS) and
partial Protocol Implementation eXtra Information for
Testing (PIXIT) for Profile A and B**



Reference

DTS/TISPAN-06014-3-NGN

Keywords

ATS, BICC, CTS, interworking, PIXIT, SIP,
testing

ETSI

650 Route des Lucioles
F-06921 Sophia Antipolis Cedex - FRANCE

Tel.: +33 4 92 94 42 00 Fax: +33 4 93 65 47 16

Siret N° 348 623 562 00017 - NAF 742 C
Association à but non lucratif enregistrée à la
Sous-Préfecture de Grasse (06) N° 7803/88

Important notice

Individual copies of the present document can be downloaded from:

<http://www.etsi.org>

The present document may be made available in more than one electronic version or in print. In any case of existing or perceived difference in contents between such versions, the reference version is the Portable Document Format (PDF). In case of dispute, the reference shall be the printing on ETSI printers of the PDF version kept on a specific network drive within ETSI Secretariat.

Users of the present document should be aware that the document may be subject to revision or change of status. Information on the current status of this and other ETSI documents is available at

<http://portal.etsi.org/tb/status/status.asp>

If you find errors in the present document, please send your comment to one of the following services:

http://portal.etsi.org/chaicor/ETSI_support.asp

Copyright Notification

No part may be reproduced except as authorized by written permission.
The copyright and the foregoing restriction extend to reproduction in all media.

© European Telecommunications Standards Institute 2008.
All rights reserved.

DECT™, **PLUGTESTS™**, **UMTS™**, **TIPHON™**, the TIPHON logo and the ETSI logo are Trade Marks of ETSI registered for the benefit of its Members.

3GPP™ is a Trade Mark of ETSI registered for the benefit of its Members and of the 3GPP Organizational Partners.

Contents

Intellectual Property Rights	4
Foreword.....	4
1 Scope	5
2 References	5
2.1 Normative references	6
2.2 Informative references.....	7
3 Definitions and abbreviations.....	7
3.1 Definitions.....	7
3.2 Abbreviations	8
4 Abstract Test Method (ATM).....	9
4.1 Network architecture	9
4.2 Protocol architecture.....	9
4.3 Test architecture	10
4.3.1 Interconnection of TS and SUT	10
4.3.2 Test system architecture.....	10
4.3.2.1 General.....	10
4.3.2.2 Structure.....	11
4.3.2.3 Interaction between TTCN-3 Executable (TE) and SUT Adapter (SA).....	12
4.3.2.3.1 Control of the SUT Adapter (SA) by using ASPs	12
4.3.2.3.2 Sending and receiving SIP and ISUP/BICC messages	16
4.3.2.3.3 Logging conventions	19
5 The ATS development process.....	19
5.1 Requirements and Test Purposes.....	19
5.2 ATS structure	20
5.2.1 Test case grouping	20
5.2.2 Test case identifiers	22
5.3 ATS specification framework.....	22
5.3.1 ATS Library.....	22
5.3.2 Use of TTCN-3	23
5.3.2.1 General.....	23
5.3.2.2 TTCN-3 naming conventions.....	24
5.3.2.3 TTCN-3 comment tags.....	26
5.4 ATS archive.....	27
Annex A (normative): Partial PIXIT proforma	28
A.1 Introduction	28
A.2 PIXIT items	28
A.2.1 SIP-related PIXIT.....	29
A.2.2 ISUP/BICC-related PIXIT	30
Annex B (informative): TTCN-3 library modules.....	45
B.1 Electronic annex, zip file with TTCN-3 code	45
Annex C (informative): Bibliography.....	46
History	48

Intellectual Property Rights

IPRs essential or potentially essential to the present document may have been declared to ETSI. The information pertaining to these essential IPRs, if any, is publicly available for **ETSI members and non-members**, and can be found in ETSI SR 000 314: "*Intellectual Property Rights (IPRs); Essential, or potentially Essential, IPRs notified to ETSI in respect of ETSI standards*", which is available from the ETSI Secretariat. Latest updates are available on the ETSI Web server (<http://webapp.etsi.org/IPR/home.asp>).

Pursuant to the ETSI IPR Policy, no investigation, including IPR searches, has been carried out by ETSI. No guarantee can be given as to the existence of other IPRs not referenced in ETSI SR 000 314 (or the updates on the ETSI Web server) which are, or may be, or may become, essential to the present document.

Foreword

This Technical Specification (TS) has been produced by ETSI Technical Committee Telecommunications and Internet converged Services and Protocols for Advanced Networking (TISPAN).

The present document is part 4 of a multi-part deliverable covering the Interworking between Session Initiation Protocol (SIP) and Bearer Independent Call Control Protocol or ISDN User Part, as identified below:

- Part 1: "Protocol Implementation Conformance Statement (PICS)";
- Part 2: "Test Suite Structure and Test Purposes (TSS&TP) for Profile A and B";
- Part 3: "Test Suite Structure and Test Purposes (TSS&TP) for Profile C";
- Part 4: "Abstract Test Suite (ATS) and partial Protocol Implementation eXtra Information for Testing (PIXIT) for Profile A and B";**
- Part 5: "Abstract Test Suite (ATS) and partial Protocol Implementation eXtra Information for Testing (PIXIT) for Profile C".

1 Scope

The present document specifies the Abstract Test Suite (ATS) and partial Protocol Implementation eXtra Information for Testing (PIXIT) proforma based on the Testsuite Structure and Testpurposes defined in TS 186 002-2 [1].

The TSS&TP have been developed to test the interworking between Session Initiation Protocol (SIP) and Bearer Independent Call Control Protocol (BICC) or ISDN User Part, Profiles A and B. The ATS is sometimes referred to in the present document as 'SIP-ISUP-Interworking ATS'.

The test notation used in the ATS is TTCN-3 (ES 201 873-1 [8]).

The following test specification- and design considerations can be found in the body of the present document:

- the overall test suite structure;
- the testing architecture;
- the test methods and port definitions;
- the test configurations;
- the design principles, assumptions, and used interfaces to the TTCN3 tester (System Simulator);
- TTCN styles and conventions;
- the partial PIXIT proforma;
- the modules containing the TTCN-3 ATS.

Annex A provides the Partial Implementation Extra Information for Testing (IXIT) Proforma of the ATS.

Annex B provides the Testing and Test Control Notation (TTCN-3) part of the ATS.

2 References

References are either specific (identified by date of publication and/or edition number or version number) or non-specific.

- For a specific reference, subsequent revisions do not apply.
- Non-specific reference may be made only to a complete document or a part thereof and only in the following cases:
 - if it is accepted that it will be possible to use all future changes of the referenced document for the purposes of the referring document;
 - for informative references.

Referenced documents which are not found to be publicly available in the expected location might be found at <http://docbox.etsi.org/Reference>.

For online referenced documents, information sufficient to identify and locate the source shall be provided. Preferably, the primary source of the referenced document should be cited, in order to ensure traceability. Furthermore, the reference should, as far as possible, remain valid for the expected life of the document. The reference shall include the method of access to the referenced document and the full network address, with the same punctuation and use of upper case and lower case letters.

NOTE: While any hyperlinks included in this clause were valid at the time of publication ETSI cannot guarantee their long term validity.

2.1 Normative references

The following referenced documents are indispensable for the application of the present document. For dated references, only the edition cited applies. For non-specific references, the latest edition of the referenced document (including any amendments) applies.

- [1] ETSI TS 186 002-2: "Telecommunications and Internet Converged Services and Protocols for Advanced Networking (TISPAN); Interworking between Session Initiation Protocol (SIP) and Bearer Independent Call Control Protocol (BICC) or ISDN User Part (ISUP); Part 2: Test Suite Structure and Test Purposes (TSS&TP) for Profile A and B".
- [2] ETSI TS 102 351 (V2.1.1): "Methods for Testing and Specification (MTS); Internet Protocol Testing (IPT); IPv6 Testing: Methodology and Framework".
- [3] ETSI TS 186 002-1: "Telecommunications and Internet converged Services and Protocols for Advanced Networking (TISPAN); Interworking between Session Initiation Protocol (SIP) and Bearer Independent Call Control Protocol (BICC) or ISDN User Part (ISUP); Part 1: Protocol Implementation Conformance Statement (PICS)".
- [4] ETSI EN 383 001: "Telecommunications and Internet converged Services and Protocols for Advanced Networking (TISPAN); Interworking between Session Initiation Protocol (SIP) and Bearer Independent Call Control (BICC) Protocol or ISDN User Part (ISUP) [ITU-T Recommendation Q.1912.5, modified]".
- [5] ITU-T Recommendation Q.1912.5 (2004): "Interworking between Session Initiation Protocol (SIP) and Bearer Independent Call Control protocol or ISDN User Part".
- [6] ITU-T Recommendation Q.2150.1 (2001): "Signalling Transport Converter on MTP3 and MTP3b".
- [7] ETSI TS 102 027-3 (V3.1.1): "Methods for Testing and Specification (MTS); Conformance Test Specification for SIP (IETF RFC 3261); Part 3: Abstract Test Suite (ATS) and partial Protocol Implementation eXtra Information for Testing (PIXIT) proforma".
- [8] ETSI ES 201 873-1(V3.1.1): "Methods for Testing and Specification (MTS); The Testing and Test Control Notation version 3; Part 1: TTCN-3 Core Language".
- [9] ETSI ES 201 873-5 (V3.1.1): "Methods for Testing and Specification (MTS); The Testing and Test Control Notation version 3; Part 5: TTCN-3 Runtime Interface (TRI)".
- [10] ETSI ES 201 873-6 (V3.1.1): "Methods for Testing and Specification (MTS); The Testing and Test Control Notation version 3; Part 6: TTCN-3 Control Interface (TCI)".
- [11] Void.
- [12] ISO/IEC 9646-1 (1992): "Information Technology - Open Systems Interconnection - Conformance Testing Methodology and Framework - Part 1: General concepts".
- [13] ISO/IEC 9646-7 (1994): "Conformance testing methodology and framework - Part 7: Implementation Conformance Statement".
- [14] ITU-T Recommendation Q.761 (2000): "Specifications of Signalling System No.7 ISDN User Part (ISUP)".
- [15] ITU-T Recommendation Q.762(2000): "Specifications of Signalling System No.7 ISDN User Part (ISUP)".
- [16] ITU-T Recommendation Q.763 (2000): "Specifications of Signalling System No.7 ISDN User Part (ISUP); ISDN user part formats and codes".
- [17] ITU-T Recommendation Q.764 (2000): "Specifications of Signalling System No.7 ISDN User Part (ISUP)".
- [18] IETF RFC 3261 (2002): "SIP: Session Initiation Protocol".

- [19] ITU-T Recommendation E.164: "The international public telecommunication numbering plan".
- [20] ETSI ES 283 027: "Telecommunications and Internet converged Services and Protocols for Advanced Networking (TISPAN); Endorsement of the SIP-ISUP Interworking between the IP Multimedia (IM) Core Network (CN) subsystem and Circuit Switched (CS) networks [3GPP TS 29.163 (Release 7), modified]".
- [21] ETSI EN 300 356-1 (V4.2.1): "Integrated Services Digital Network (ISDN); Signalling System No.7 (SS7); ISDN User Part (ISUP) version 4 for the international interface; Part 1: Basic services [ITU-T Recommendations Q.761 to Q.764 (1999) modified]".

2.2 Informative references

The following referenced documents are not essential to the use of the present document but they assist the user with regard to a particular subject area. For non-specific references, the latest version of the referenced document (including any amendments) applies.

- [22] ITU-T Recommendation Q.931: "ISDN user-network interface layer 3 specification for basic call control".

3 Definitions and abbreviations

3.1 Definitions

For the purposes of the present document, the terms and definitions given in:

- SIP/ISUP interworking reference specification is defined in EN 383 001 [4];
- ISDN layer 3 reference specification is defined in EN 300 356-1 [21];
- ISDN User Part (ISUP) reference specification are defined in EN 300 356-1 [21];
- ISO/IEC 9646-1 [12] and ISO/IEC 9646-7 [13];
- ES 201 873-1 [8] (TTCN-3).

and the following apply:

Abstract Test Case (ATC): complete and independent specification of the actions required to achieve a specific test purpose, defined at the level of abstraction of a particular Abstract Test Method, starting in a stable testing state and ending in a stable testing state

Abstract Test Method (ATM): description of how an IUT is to be tested, given at an appropriate level of abstraction to make the description independent of any particular realization of a Means of Testing, but with enough detail to enable abstract test cases to be specified for this method

Abstract Test Suite (ATS): test suite composed of abstract test cases

Implementation Under Test (IUT): implementation of one or more OSI protocols in an adjacent user/provider relationship, being part of a real open system which is to be studied by testing

Means of Testing (MOT): combination of equipment and procedures that can perform the derivation, selection, parameterization and execution of test cases, in conformance with a reference standardized ATS, and can produce a conformance log

PICS proforma: document, in the form of a questionnaire, which when completed for an implementation or system becomes the PICS

PIXIT proforma: document, in the form of a questionnaire, which when completed for the IUT becomes the PIXIT

point of Control and Observation: point within a testing environment where the occurrence of test events is to be controlled and observed, as defined in an Abstract Test Method

pre-test condition: setting or state in the IUT which cannot be achieved by providing stimulus from the test environment

Protocol Implementation Conformance Statement (PICS): statement made by the supplier of a protocol claimed to conform to a given specification, stating which capabilities have been implemented

Protocol Implementation eXtra Information for Testing (PIXIT): statement made by a supplier or implementor of an IUT (protocol) which contains or references all of the information related to the IUT and its testing environment, which will enable the test laboratory to run an appropriate test suite against the IUT

SIP number: number conforming to the numbering and structure specified in ITU-T Recommendation E.164 [19]

System Under Test (SUT): real open system in which the IUT resides

3.2 Abbreviations

For the purposes of the present document, the following abbreviations apply:

- The ISUP message acronyms can be found in table 2/Q.762 in ITU-T Recommendation Q.762 [15].
- In addition, the following further abbreviations apply:

ASP	Abstract Service Primitive (exchanged between entities inside the TS or between the user of the ATS (operator) and the TS).
ATC	Abstract Test Case
ATM	Abstract Test Method
ATM	Asynchronous Transfer Mode
ATS	Abstract Test Suite
BCI	Backward Call Indicators
BICC	Bearer Independent Call Control
CIC	Circuit Identification Code
DSS1	Digital Subscriber System No. 1
EDS	Encoding/Decoding System
FCI	Forward Call Indicators
G/W Type 1	GateWay Type 1
G/W Type 2	GateWay Type 1
IETF	Internet Engineering Task Force
ISDN	Integrated Services Digital Network
ISUP	ISDN User Part
IUT	Implementation Under Test
IWU	InterWorking Unit
LT	Lower Tester
MOT	Means Of Testing
MTP	Message Transfer Part
NCI	Nature of Connection Indicators
NGN	Next Generation Network
PA	Platform Adapter
PICS	Protocol Implementation Conformance Statement
PIXIT	Protocol Implementation eXtra Information for Testing
PTC	Parallel Test Component
SA	System Adapter
SDP	Session Description Protocol
SIP	Session Initiation Protocol
SN	Signalling Node
STC	Signalling Transport Converter (according to ITU-T Recommendation Q.2150.1 [6])
SUT	System Under Test
TC	Test Case
TCI	TTCN-3 Control Interface
TCP	Test Coordination Procedures

TD	Test Description
TE	Test Equipment
TISPAN	Telecommunications and Internet converged Services and Protocols for Advanced Networking
TL	Test Logging
TM	Test Management
TMR	Transmission Medium Requirement
TP	Test Purpose
TS	Test System
TSS	Test Suite Structure
TSS&TP	Test Suite Structure and Test Purposes
TTCN	Tree and Tabular Combined Notation
TTCN-3	Testing and Test Control Notation edition 3

4 Abstract Test Method (ATM)

4.1 Network architecture

Figures 1 and 2 show the network architecture for SIP-ISUP/BICC Interworking Units.

Figure 1 shows the network architecture for SIP-ISUP Interworking.

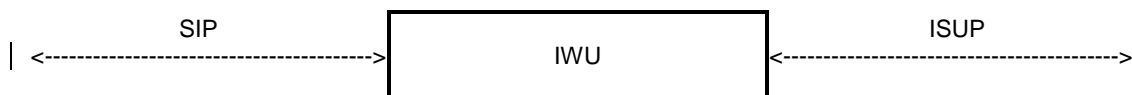


Figure 1: Interworking between SIP and ISUP

Figure 2 shows the network architecture for SIP-BICC Interworking.



Figure 2: Interworking between SIP and BICC

NOTE: There are 3 profiles defined for IWU: Profile A, Profile B and Profile C (out of scope of the present document). Figures 1 and 2 in clause 5 of TS 186 002-2 [1] show the substructures of the IWU for Profiles A and B in terms of gateways and signalling nodes. In the ATS the SUT (IWU) represents either a G/W Type 1 (Profile A) or the combination of G/W Type 2 and SN (Profile B).

4.2 Protocol architecture

Figures 1 and 2 above show that there are 2 interfaces of the IWU (representing the SUT in the testing environment described in the present document): a SIP interface and an ISUP- or BICC interface.

Since the ISUP and BICC protocols are very similar (the latter one being derived from ISUP), they are treated here as one protocol.

NOTE: No signalling is used within the SIP-ISUP-Interworking ATS to control the ATM bearer in case of BICC (ASPs are used).

Figure 3 shows the protocol architecture in 2 branches.

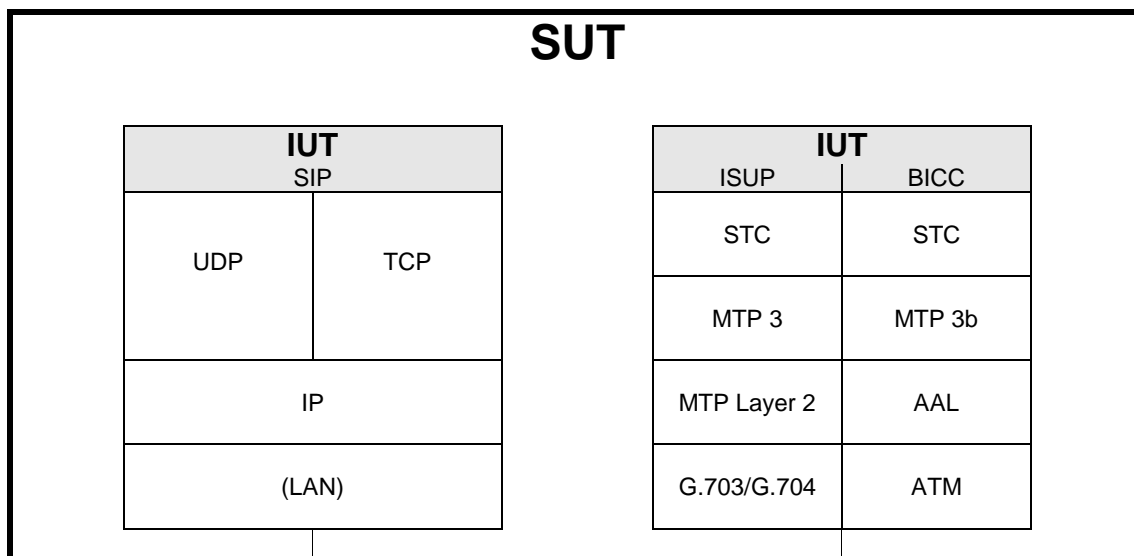


Figure 3: Protocol architecture of the SIP-ISUP-Interworking ATS

4.3 Test architecture

4.3.1 Interconnection of TS and SUT

Figure 4 shows the interconnection of TS and SUT in terms of signalling message flows.

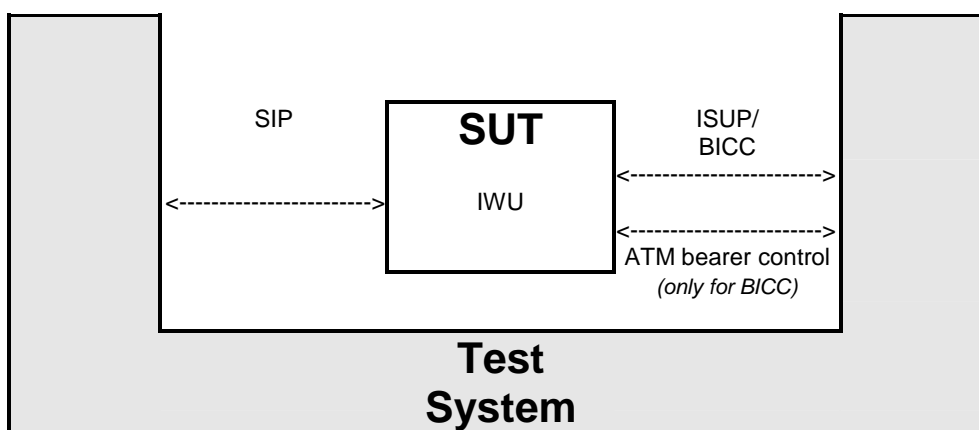


Figure 4: Interconnection of TS and SUT

4.3.2 Test system architecture

4.3.2.1 General

Test systems that implement this ATS shall conform to the requirements as defined in this clause.

4.3.2.2 Structure

An abstract architecture for a test system (TS) implementing a TTCN-3 ATS is displayed in figure 5 and also stated in ES 201 873-5 [9].

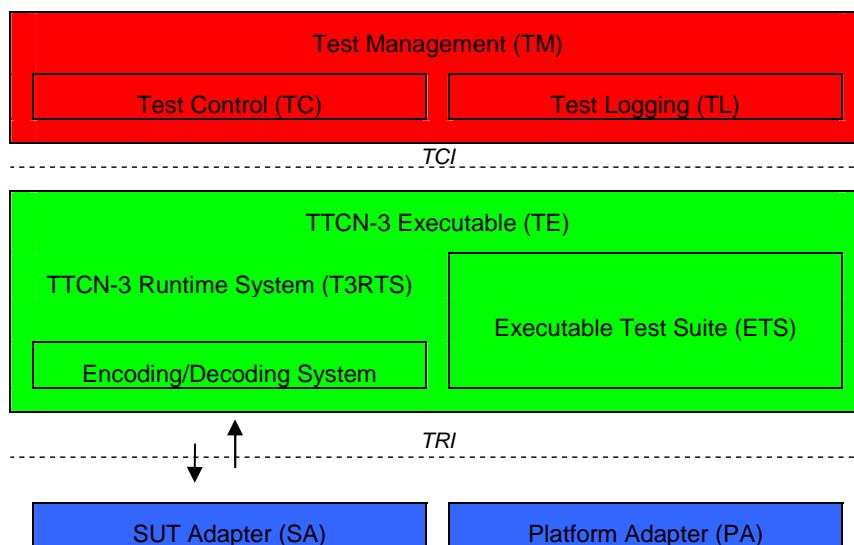


Figure 5: Abstract Test System Architecture

A TS has two interfaces, the TTCN-3 Control Interface (TCI) and the TTCN-3 Runtime Interface (TRI), which specify the interface between Test Management (TM) and TTCN-3 Executable (TE) entities, and TE, SUT Adapter (SA) and Platform Adapter (PA) entities, respectively. Out of these two interfaces the TRI has been standardized in ES 201 873-5 [9], whereas the specification and implementation of the TCI is in ES 201 873-6 [10].

The part of TS that deals with interpretation and execution of TTCN-3 modules, i.e. the Executable Test Suite (ETS), is shown as part of the TTCN-3 Executable (TE). This ETS corresponds either to the executable code produced by a TTCN-3 compiler or a TTCN-3 interpreter from the TTCN-3 ATS in a TS implementation. The remaining part of the TS, which deals with any aspects that cannot be concluded from information being present in the TTCN-3 ATS alone, can be decomposed into Test Management (TM), SUT Adapter (SA) and Platform Adapter (PA) entities. In general, these entities cover a TS user interface, test execution control, test event logging, communication of test data with the SUT, and timer implementation.

The part of SA used for SIP message transfer shall implement the TRI adaptation as well as the SIP transport protocol architecture described in clause 4.2.

The Encoding/Decoding System (EDS) entity, as far as applied to SIP messages, with the TE and Test Logging (TL) entity within the TM shall comply with the conventions defined in clause 4.3.2 of TS 102 027-3 [7].

The part of SA used for ISUP/BICC message transfer shall implement the TRI adaptation as well as the ISUP/BICC transport protocol architecture described in clause 4.2. For BICC, in addition, the ATM bearer control shall be implemented.

The Encoding/Decoding System (EDS) entity, as far as applied to ISUP/BICC messages, shall comply with the conventions and requirements defined in the following clauses.

4.3.2.3 Interaction between TTCN-3 Executable (TE) and SUT Adapter (SA)

4.3.2.3.1 Control of the SUT Adapter (SA) by using ASPs

Table 1 lists the ASPs used in the SIP-ISUP-Interworking ATS. Detailed descriptions of the ASPs together with their parameters follow.

Table 1: List of ASPs

ASP Name	Short description
InitializelsupBicc_req	Initialize ISUP/BICC part of the test system.
InitializelsupBicc_cnf	Answer whether all necessary ISUP/BICC test system initializations have been successfully performed.
ISUP_BICC_MSG_req	Used to send an ISUP/BICC message.
ISUP_BICC_MSG_ind	Used to receive an ISUP/BICC message.
BearerSetup_req	For BICC: request TS to setup the bearer connection between TS and SUT.
BearerSetup_acc	For BICC: answer to BearerSetup_req.
BearerSetup_ind	For BICC: indication that the bearer has been setup.
BearerRelease_req	For BICC: request to release established bearer connection.
BearerRelease_cnf	For BICC: confirmation that the requested bearer is released.
BearerRelease_ind	For BICC: indication that the bearer has been released (when no BearerRelease_req has been issued before).
s_IsupBicc_conversation	Check that conversation is possible on the bearer.
s_IsupBicc_ringing	Check that ringing occurs.

The following tables 2 to 13 contain the descriptions of the ASPs used in the present document, including the ASP parameters (if any) and the types of values these may assume. No ASP parameter is optional.

Table 2: ISUP_BICC_MSG_req ASP structure

ASP Name: ISUP_BICC_MSG_req		
Port: sysPort		
Direction: TE->SA		
Description: ASP used to send an ISUP/BICC message.		
Parameter	Type	Description
isupBiccSelection	SelectIsupOrBicc	Selector used to distinguish between ISUP and BICC testing. '00000000'B means 'ISUP' and any other value means 'BICC'.
serviceIndicatorOctet	ServiceIndicatorOctet	The contents of this ASP parameter is only evaluated in SA if ISUP has been selected in 'isupBiccSelection'.
routingLabel	RoutingLabel	The contents of this ASP parameter is only evaluated in SA if ISUP has been selected in 'isupBiccSelection'.
circuitIdentityCode	CircuitIdentityCode	The contents of this ASP parameter is only evaluated in SA if ISUP has been selected in 'isupBiccSelection'.
callInstanceCode	CallInstanceCode	The contents of this ASP parameter is only evaluated in SA if BICC has been selected in 'isupBiccSelection'.
iSUP_BICC_MSG	ISUP_BICC_MSG	ISUP_BICC_MSG is a union over all ISUP/BICC message bodie types, where a message body starts with the 'message type' field. This body is common for ISUP and BICC messages. When using this ASP, a particular message(body) template is selected from the union for transmission.
Comments:		
The SA takes from the ASP, depending on the value of parameter 'isupBiccSelection', either the ordered combination of 'serviceIndicatorOctet', 'routingLabel' and 'circuitIdentityCode' (ISUP), or 'callInstanceCode' (BICC), puts it in front of encoded parameter 'iSUP_BICC_MSG', and sends the so constructed message at the ISUP or BICC interface respectively.		

Table 3: ISUP_BICC_MSG_ind ASP structure

ASP Name: ISUP_BICC_MSG_ind		
Port: sysPort		
Direction: SA->TE		
Description: ASP used to receive an ISUP/BICC message.		
Parameter	Type	Description
isupBiccSelection	Bit8	Selector used to distinguish between ISUP and BICC testing. '00000000'B means 'ISUP' and any other value means 'BICC'.
serviceIndicatorOctet	ServiceIndicatorOctet	The contents of this ASP parameter is only evaluated in TE if ISUP has been selected in 'isupBiccSelection'.
routingLabel	RoutingLabel	The contents of this ASP parameter is only evaluated in TE if ISUP has been selected in 'isupBiccSelection'.
circuitIdentityCode	CircuitIdentityCode	The contents of this ASP parameter is only evaluated in TE if ISUP has been selected in 'isupBiccSelection'.
callInstanceCode	CallInstanceCode	The contents of this ASP parameter is only evaluated in TE if BICC has been selected in 'isupBiccSelection'.
iSUP_BICC_MSG	ISUP_BICC_MSG	ISUP_BICC_MSG is a union over all ISUP/BICC message body types, where a message body starts with the 'message type' field. This body is common for ISUP and BICC messages. When using this ASP, a particular message(body) template is selected from the union for receive matching.
Comments:		
<p>The SA takes from the received message, depending on the value of parameter 'isupBiccSelection', either the ordered combination of 'serviceIndicatorOctet', 'routingLabel' and 'circuitIdentityCode' (ISUP), or 'callInstanceCode' (BICC), and puts it into the associated ASP parameters. The complementary ASP parameters 'callInstanceCode' (ISUP) and combination of 'serviceIndicatorOctet', 'routingLabel' and 'circuitIdentityCode' (BICC) are filled by the SA with '0'-bits according to the lengths of their types.</p> <p>The TE does not evaluate the contents of the complementary parameters (but needs the correct lengths to identify the start of 'iSUP_BICC_MSG'.</p> <p>The received message (body) is put by the SA into parameter 'iSUP_BICC_MSG' and is matched in the ATS with an according receive template.</p>		

Table 4: InitializelsupBicc_req ASP structure

ASP Name: InitializelsupBicc_req		
Port: IsupBiccPort		
Direction: TE->SA		
Description: Initialize ISUP/BICC part of the test system.		
Parameter	Type	Description
isupBiccSelection	Bit8	Selector used to distinguish between ISUP and BICC testing. '00000000'B means 'ISUP' and any other value means 'BICC'.
ts_pointCode	Bit14	Signalling point code of the TS (ISUP).
sut_pointCode	Bit14	Signalling point code of the SUT (ISUP).
ts_address_sip	octetstring	Address (e.g. IP) of the TS (SIP side). The use of this address is to enable the TS to communicate with the SUT at the SIP side to establish and maintain the lower layer connections.
ts_address_isup_bicc	octetstring	Address (e.g. IP) of the TS (ISUP/BICC side). The use of this address is to enable the TS to communicate with the SUT at the ISUP/BICC side to establish and maintain the lower layer connections.
sut_address_sip	octetstring	Address (e.g. IP) of the SUT (SIP side). The use of this address is to enable the TS to communicate with the SUT at the SIP side to establish and maintain the lower layer connections.
sut_address_isup_bicc	octetstring	Address (e.g. IP) of the SUT (ISUP/BICC side). The use of this address is to enable the TS to communicate with the SUT at the ISUP/BICC side to establish and maintain the lower layer connections.
Comments:		
This ASP is used at the beginning of each test case to initiate the necessary initialization of the test system, particularly the interfaces to the SUT.		
If parameter isupBiccSelection indicates 'bicc', the values of parameters 'ts_pointCode' and 'sut_pointCode' shall be ignored by the SA.		
If parameter isupBiccSelection indicates 'isup', the values of parameters 'ts_address_isup_bicc' and 'sut_address_isup_bicc' may be ignored, if they are not necessary.		
Among the initializing actions there shall be:		
a) Verification that the ISUP/BICC link is operable between SUT and TS.		
b) Verification that the TS is ready to send and receive SIP messages.		
NOTE: It is a matter of TS implementation whether the TS, upon this request, sets up and initializes lower layer connections, if these are not setup.		
Other initialization actions may be TS-specific.		

Table 5: InitializelsupBicc_cnf ASP STRUCTURE

ASP Name: InitializelsupBicc_cnf		
Port: sysPort		
Direction: LT->TTCN		
Description: Answer whether all necessary ISUP/BICC test system initializations have been successfully performed. The result can be positive or negative. The result will be positive only if the TS is able to send and receive messages at the ISUP/BICC-interface of the SUT.		
Parameter	Type	Description
result	boolean	Indicating success or non-success of the whole initialization.
Comments:		

Table 6: BearerSetup_req ASP structure

ASP Name: BearerSetup_req		
Port: IsupBiccPort		
Direction: TE->SA		
Description: For BICC: request TS to setup the bearer connection between TS and SUT.		
Parameter	Type	Description
cic	CallInstanceCode	Call Instance Code identifying the bearer connection.
Comments:		

Table 7: BearerSetup_acc ASP structure

ASP Name: BearerSetup_acc		
Port: IsupBiccPort		
Direction: SA->TE		
Description: For BICC: answer to BearerSetup_req. The answer can be positive (bearer connection setup successful) or negative (bearer connection setup failed).		
Parameter	Type	Description
result	boolean	The answer is positive when the bearer connection setup was successful and negative when the bearer connection setup failed.
Comments:		

Table 8: BearerSetup_ind ASP structure

ASP Name: BearerSetup_ind		
Port: IsupBiccPort		
Direction: SA->TE		
Description: For BICC: indication that the bearer has been setup.		
Parameter	Type	Description
cic	CallInstanceCode	Call Instance Code identifying the bearer connection.
Comments:		

Table 9: BearerRelease_req ASP structure

ASP Name: BearerRelease_req		
Port: bcPort		
Direction: TE->SA		
Description: For BICC: request to release the established bearer connection.		
Parameter	Type	Description
cic	CIC	Circuit identity code identifying the bearer connection.
Comments:		

Table 10: BearerRelease_cnf ASP structure

ASP Name: BearerRelease_cnf		
Port: bcPort		
Direction: SA->TE		
Description: For BICC: confirmation that the requested bearer is released.		
Parameter	Type	Description
result	boolean	Indication of whether the bearer is successfully released.
Comments: At release collision the result is still 'true'.		

Table 11: BearerRelease_ind ASP structure

ASP Name: BearerRelease_ind		
Port: bcPort		
Direction: SA->TE		
Description: For BICC: indication that the bearer has been released (when no BearerRelease_req has been issued before).		
Parameter	Type	Description
cic	CIC	Circuit identity code identifying the bearer connection.
Comments:		

Table 12: s_IsupBicc_conversation ASP structure

ASP Name: s_IsupBicc_conversation		
Port: operatorPort_IsupBicc		
Direction: SA-<>TE		
Description: Check that conversation is possible on the through-connected bearer.		
Parameter	Type	Description
text	charstring	Request operator to check the conversation.
answer	boolean	Check result entered by the operator.
Comments: This ASP has been implemented as a signature. 'text' is an 'input' parameter and 'answer' is an output parameter.		

Table 13: s_IsupBicc_ringing ASP structure

ASP Name: s_IsupBicc_ringing		
Port: operatorPort_IsupBicc		
Direction: SA-<>TE		
Description: Check that occurs on the through-connected bearer.		
Parameter	Type	Description
text	charstring	Request operator to check the ringing.
answer	boolean	Check result entered by the operator.
Comments: This ASP has been implemented as a signature. 'text' is an 'input' parameter and 'answer' is an output parameter.		

4.3.2.3.2 Sending and receiving SIP and ISUP/BICC messages

4.3.2.3.2.1 General

Before starting a test case, the SA shall be prepared to provide the transport of SIP and ISUP/BICC messages by establishing appropriate connections on the lower layers (see figure 3 above).

4.3.2.3.2.2 Encoding/Decoding System requirements

4.3.2.3.2.2.1 Encoding/Decoding System requirements for SIP

The Encoding/Decoding System (EDS) entity, as far as applied to SIP messages, shall comply with the conventions defined in clause 6.1 of TS 102 027-3 [7].

4.3.2.3.2.2.2 Encoding/Decoding System requirements for ISUP/BICC

4.3.2.3.2.2.2.1 General

ISUP/BICC messages are sent and received in the test suite by embedding them in ASPs ISUP_BICC_MSG_req and ISUP_BICC_MSG_ind respectively.

The ASPs contain all information to route the ISUP/BICC messages to/from the SUT.

ISUP messages and parameters are structured by using tables (see ITU-T Recommendation Q.763 [16]).

NOTE: The term 'parameter' is used as defined in the ISUP protocol context. It corresponds e.g. to the term 'Information Element' in other protocols.

All structure elements are bitstrings, hexstrings or octetstrings.

For ISUP message/parameter elements a specific way is defined to extend bitstring- or hexstring elements over octet boundaries. This is known as 'LowToHigh encoding', as shown in the following example:

EXAMPLE 1:

Coding of element 'Circuit Identity Code' (CIC), consisting of 12 bits.

Octet #	Bit 8	Bit 7	Bit 6	Bit 5	Bit 4	Bit 3	Bit 2	Bit 1
Octet 1	CIC (LSB)							
Octet 2	spare				CIC (MSB)			

Figure 6: Bit field structure of the 'CIC' parameter

The 8 least significant bits of the CIC value fill octet 1 (the least significant bit of CIC is assigned to bit 1 of octet 1), and the 4 most significant bits of the CIC value fill the lower 4 bits of octet 2.

NOTE: When a bitstring (hexstring) is presented as a sequence of bits (semi-octets) from left to right, the leftmost bit (semi-octet) is the most significant and the rightmost bit (semi-octet) is the least significant.

EXAMPLE 2:

Adress digits

Several ISUP parameters have an element 'Adress digits', where the individual digits are BCD-encoded (i.e. e.g. digit '0' is encoded as '0000'B, digit '9' is encoded as '1001'B).

When an address string is given as a sequence of ASCII digits, as a user would type them in, e.g. "0123456789", the encoded value is as shown on figure 7.

Octet #	Bits 8 7 6 5	Bits 4 3 2 1
Octet 1	0001	0000
Octet 2	0011	0010
Octet 3	0101	0100
Octet 4	0111	0110
Octet 5	1001	1000

Figure 7: Hex (BCD) field structure of an 'address digits' element

This also corresponds to a 'LowToHigh' encoding. In this particular case however, for the sake of ATS user convenience, a conversion function is used in the ATS in the following way:

- All module parameters containing address digits have type 'charstring' (resp. IA5String), which means that the user enters digits as ASCII characters '1', '2' and so on.
- Inside the address parameter templates the conversion function converts the ASCII string into a BCD-coded octetstring, taking also care of:
 - 'sending complete' digit (only applicable to the Called Party Number);
 - filler (final semi-octet, if the number of coded digits is odd).

The encoding of octetstrings however is not LowToHigh, as shown in the following example:

EXAMPLE 3:

octetstring value

The octetstring value '01234ABCDE'O is encoded as shown on figure 8:

Octet #	Bits 8 7 6 5	Bits 4 3 2 1
Octet 1	0000	0001
Octet 2	0010	0011
Octet 3	0100	1010
Octet 4	1011	1100
Octet 5	1101	1110

Figure 8: Octetstring field encoding

4.3.2.3.2.2.2.2 Decoding of parameters containing strings of variable length

Typical fields addressed here are e.g. the 'adress digits' field in the 'Called Party Number' parameter, or the 'diagnostics' field in the 'Cause Indicators' parameter.

The above mentioned strings of variable length are the last elements of the related parameter, which has a preceding length field. A 'real' decoder deduces the length (and thereby the value) of such fields from the value of the 'length' field of the parameter and the position of the decoder where the field starts.

The decoder of the test system shall also be able to decode such fields when the value of the template is '?' or '*'.

In order to support this encoding the relevant types have a trailing "with { encode ..." statement, like in the following example (Called Party Number):

EXAMPLE 4:

```

.....
with { encode (paramLen) "tag=""CDN_paramLen"";";
      encode (addressSignals) "length=valueOf(getTag(""CDN_paramLen")).toInt()-2;"; }
End

```

4.3.2.3.2.2.2.3 Decoding of parameters containing extension bits

Some parameters transport IEs from the DSS1 protocol (ITU-T Recommendation Q.931 [22]), such as the Bearer Capability IE:

- IEs of this kind contain extension bits specifying the presence of succeeding octets.
- The decoder shall be able to evaluate the extension bits to deduce the presence of optional octets in case wildcards '?' or '*' are specified in templates of such IEs.

4.3.2.3.2.2.2.4 Receipt of unknown ISUP/BICC messages

Unknown messages in this context are messages not defined in the dated version of ITU-T Recommendation Q.763 [16] referred to in the present document.

Unknown messages shall not be passed to TE by the test system.

4.3.2.3.2.2.2.5 Receipt of unknown ISUP/BICC parameters

Unknown parameters in this context are parameters not defined in the dated version of ITU-T Recommendation Q.763 [16] referred to in the present document, or defined parameters not being assigned in ITU-T Recommendation Q.763 [16] to the particular received message carrying this parameter.

Unknown parameters shall not be passed to TE by the test system (i.e. they shall be removed from the carrying known message before passing this message to TE).

4.3.2.3.2.2.6 Ordering of optional ISUP/BICC parameters and multiple occurrence of parameters

According to ITU-T Recommendation Q.763 [16] optional parameters may occur in any order in a message, and some (few) parameters may occur more than once.

For the controlled test environment specified in this ATS the following assumption has been made:

- Parameters that may occur more than once appear at most two times in a message.

For each message that may contain optional parameters the list of parameters has been specified in the ATS as a **set**.

The decoder shall be able to decode the parameters of a received message correctly, even if they appear in an order different from the one specified in the message template (and type).

4.3.2.3.3 Logging conventions

As the ATS defines on an abstract level the message exchange between TS and SUT the messages encoded messages sent and received shall be logged. The TM entity in the TS shall provide access to this log.

5 The ATS development process

5.1 Requirements and Test Purposes

For each test purpose there is a table defined in clause 6 of TS 186 002-2 [1]. The requirements applicable to this TP are given by a reference to RFC 3261 [18] (SIP) and ITU-T Recommendation Q.1912.5 [5] or ES 283 027 [20] (ISUP). There are no explicit formulations of requirements.

NOTE 1: During the ATS development comments have been made on TS 186 002-2 [1] (TSS&TP) and TS 186 002-1 [3] (PICS). These are not referred to in detail in the present document. Part of the comments related to inconsistent namings of the TP tables in TS 186 002-2 [1]. Re-naming of the TP tables was agreed by TISPAN. Annex C contains a list showing the pairings of original TP identifiers in TS 186 002-2 [1] and the naming used in the ATS.

The test purposes listed in table 14 have not been transformed into complete test cases:

Table 14: Untested test purposes

TP	Reason for not implementing
TP108103	The test purpose description requires that unrecognized backward ISUP or BICC signalling has to be sent by the SS, but it does not specify the specific signalling contents.
TP108107	The test purpose description does not specify the action or signalling that would make the IUT release the call in both directions.
TP308020	The test purpose description does not specify the action or signalling that would make the IUT release the call in both directions.
TP308021	The test purpose description does not specify the action or signalling that would make the IUT release the call in both directions.
TP301038	The contents of the APM message the test purpose description requires to be set does not correspond to any APM structure definition contained in a document listed in the 'References' clause of TS 186 002-2 [1].
TP301043	The contents of the APM message the test purpose description requires to be set does not correspond to any APM structure definition contained in a document listed in the 'References' clause of TS 186 002-2 [1].

NOTE 2: Formally these test cases exist in the ATS, but their executables will not yield the expected results.

5.2 ATS structure

5.2.1 Test case grouping

The ATS structure defined in table 15 is based on the structuring of Test Purposes in clause 5 of TS 186 002-2 [1]. The group names in columns 1 to 3 of table 15 are those assigned in the ATS; they are based on the names provided in clause 5 of TS 186 002-2 [1], but use the naming conventions defined for the ATS (see clause 5.3.2.2).

Table 15: ATS structure

Group	Subgroup	Sub-Subgroup	Group Index	
Basic call	SIP-ISUP		1	
		Sending of the Initial Address Message (IAM)	101	
		Sending of the Subsequent Address Message (SAM)	102	
		Sending of COT	103	
		Receipt of the Address Complete Message (ACM)	104	
		Receipt of the Call Progress message (CPG)	105	
		Receipt of the ANswer Message (ANM)	106	
		Receipt of the Connect message (CON)	107	
		Receipt of the Release message (REL)	108	
		Autonomous release at I-IWU	1081	
		Receipt of the BYE, CANCEL message / sending of a REL message	109	
		Receipt of Reset circuit message (RSC), Circuit group reset message (GRS) or Circuit group blocking message (CGB) with the indication hardware failure oriented	110	
	Receipt of the SUSPEND Message (SUS)	111		
	Receipt of the RESUME Message (RES)	112		
	ISUP-SIP			3
		Sending of the INVITE message		301
		Receipt of the Subsequent address message (SAM)		302
		Sending of the Address complete message (ACM)		303
		Sending of the Call progress message (CPG)		304
		Sending of the answer message (ANM)		305
		Sending of the Connect message (CON)		306
		Receipt of the Release message (REL)		307
		Sending of the Release Message (REL)		308
		Receipt of Reset circuit message (RSC), Circuit group reset message (GRS) or Circuit group blocking message (CGB) with the indication hardware failure oriented		309
Supplementary Services		SIP-ISUP		5
			Calling Line Identification (CLI)	501
	Call Hold (HOLD)		502	
	Terminal Portability (TP)		503	
	Conference Calling (CONF)		504	
	Three-Party (3PTY)		505	
	Connected Line Identification (COL)		506	
	Malicious call identification (MCID)		507	
	Subaddressing (SUB)		508	
	Call Diversion (CDIV)		509	
	Call Waiting (CW)		510	
	User to User Signalling (UUS)		511	
	Explicit Call Transfer (ECT)		512	
	Completion of Call to Busy Subscriber (CCBS)		513	
	Completion of Calls on No reply (CCNR)		514	
	Anonymous Call Rejection (ACR)	515		
	ISUP-SIP			6
		Calling Line Identification (CLI)		601
		Call Hold (HOLD)		602
		Terminal Portability (TP)		603
		Conference Calling (CONF)		604
		Three-Party (3PTY)		605
		Connected Line Identification (COL)		606
		Subaddressing (SUB)		607
		Closed User Group (CUG)		608
		Call Diversion (CDIV)		609
		User to User Signalling (UUS)		610
Explicit Call transfer (ECT)			611	
NOTE: All subgroups except for "Autonomous release at I-IWU"/1081 use 3 digits to number test cases inside this subgroup. For 'Autonomous release at I-IWU'/1081 only 2 digits are available.				

5.2.2 Test case identifiers

The test case names are built up according to the following scheme:

<"TC">"_"<Group index>"_"<TC number>

where:

- a) double quotes (") are used to enclose literal strings,
- b) <Group path index> is the 3-digit number in column 4 of table 15 (which uniquely identifies the path of groups/subgroups),
- d) <TC number> is a running 3-digit decimal number, starting in each subgroup path with "001".

NOTE: See note in table 15 for the one exception from this rule and its reason.

EXAMPLE:

TC_101_001:

- i the identifier has Group index "101", i.e. it is in the subgroup having complete path: BasicCall/SIP-ISUP/Sending of the Initial address message (IAM)/
- ii the identifier is the first test case of this group/subgroup.

NOTE: This naming scheme provides a 1-1 correspondence of TP identifiers as defined in TS 186 002-2 [1] and test case names.
The TP identifier of TC_101_001 is TP101001. See however annex C for the list of re-named test purposes.

5.3 ATS specification framework

5.3.1 ATS Library

For this interworking ATS there are 2 applicable base protocols:

- a) SIP protocol (RFC 3261 [18]); and
- b) ISUP protocol (ITU-T Recommendation Q.76n series [14] to [17], plus associated standards for supplementary services, etc.).

Since e.g. the data structures of these 2 base protocols are independent, and other objects like test cases are common, the TTCN-3 library modules are basically organized as:

- 1) SIP modules;
- 2) ISUP modules;
- 3) Common modules (generated for the present ATS);
- 4) LibCommon modules (taken from TS 102 351 [2]).

Table 16 shows the organization of the ATS as library of modules.

Table 16: Library of modules

Module Class	Module Id	Description
LibCommon	LibCommon_AbstractData	Generic data types for a stack and its operations.
	LibCommon_BasicTypesAndValues	Basic type and value definitions (integer and Boolean).
	LibCommon_DataStrings	Bit and Octet string types.
	LibCommon_Sync	Co-ordination/synchronization of test components.
	LibCommon_TextStrings	Basic character and string types with fixed length.
	LibCommon_Time	Time handling functions and moduleparameter.
	LibCommon_VerdictControl	Basic functions for setting of test component verdicts.
AtsCommon	Siplsup_PICS	Module Parameter declarations associated with PICS.
	Siplsup_PIXITS	SIP-ISUP common Module Parameter declarations associated with PIXIT.
	Siplsup_Testcases	Test case functions.
	Siplsup_TestConfiguration	Functions which implement the configuration of the SUT adapter and mapping of test components for establishing and tearing down different test configurations.
	Siplsup_TestExecution	Module control: execute test cases depending on selection conditions; repeat parameterized test cases based on the "Variant-tables" defined in the test prose.
	Siplsup_TestSystem	Common functions, components, ASPs controlling the test system.
	Siplsup_TypesAndValues	Definitions are based on component type definitions from IPv6, SCOP and common synchronization libraries.
SipAts	Siplsup_SIP_TCFUNCTIONS	PTC root functions for test cases (e.g. f_Sip_TC_101_001).
	Siplsup_SIP_TypesAndConfig	SIP data types (messages, header fields) and parallel test component (according to TS 102 027-3 [7]).
	Siplsup_SIP_Templates	Templates for SIP messages and header fields (according to RFC 3261 [18]).
	Siplsup_SIP_Steps	SIP auxiliary functions.
IsupAts	Siplsup_ISUP_Constants	Constant declarations, mostly corresponding to field values of ISUP messages/parameters.
	Siplsup_ISUP_ModuleParams	Module parameters (all associated with PIXIT).
	Siplsup_ISUP_ParamTypes	ISUP data types (parameter types according to ITU-T Recommendation Q.763 [16] and types required for ASPs).
	Siplsup_ISUP_MsgTypes	ISUP data types (message types according to ITU-T Recommendation Q.763 [16] and ASP type declarations).
	Siplsup_ISUP_ParamTemplates	Templates for ISUP message parameters.
	Siplsup_ISUP_MsgTemplates	Templates for ISUP messages.
	Siplsup_ISUP_Steps	Test step declarations, including preambles, postambles and default.
Siplsup_ISUP_TCFUNCTIONS	Test case functions running on the Isup/Bicc component.	

5.3.2 Use of TTCN-3

5.3.2.1 General

TTCN-3 as defined in ES 201 873-1 [8] is used as ATS specification language.

A number of requirements have been identified for the development and production of the TTCN-3 specification for the SIP/ISUP Interworking ATS:

- 1) Top-down design.
- 2) A uniquely defined testing architecture and test method.
- 3) Uniform TTCN-3 style and naming conventions.
- 4) TTCN-3 is human-readability.
- 5) TTCN-3 specification is feasible, implementable, compilable and maintainable.
- 6) Test cases shall be designed in a way to be easily adaptable, upwards compatible with the evolution of the base protocol and protocol interworking of future releases.

- 7) The test declarations, data structures and data values shall be largely reusable.
- 8) Modularity and modular working method.
- 9) Minimizing the requirements of intelligence on the emulators of the lower testers.
- 10) Giving enough design freedom to the test equipment manufacturers.

Fullfilling these requirements should ensure the investment of the test equipment manufacturers and users of the ATS having stable testing means for a relatively long period.

5.3.2.2 TTCN-3 naming conventions

Like in other software projects using a programming language, the use of naming conventions supports or increases:

- a) the readability;
- b) the detection of semantic errors;
- c) the shared work of several developers;
- d) the maintainability.

The naming conventions applied to the SIP/ISUP Interworking ATS are based on the following underlying principles:

- when constructing meaningful identifiers, the general guidelines specified for naming in clause 9 of [2] should be followed;
- for the SIP ATS part, which is based on a subset of TS 102 027-3 [7], with extensions, the naming conventions defined in TS 102 027-3 [7] should be followed;
- the names of TTCN-3 objects being associated with standardized data types (e.g. in the base protocols) should reflect the names of these data types as close as possible (of course not conflicting with syntactical requirements or other conventions being explicitly stated);
- the subfield names of TTCN-3 objects being associated with standardized data type should also be similar to corresponding element names in the base standards (be recognizable in the local context);
- in most other cases, identifiers should be prefixed with a short alphabetic string (specified in table 3) indicating the type of TTCN-3 element it represents;
- prefixes should be separated from the body of the identifier with an underscore ("_");
- only test case names, module names, data type names and module parameters should begin with an upper-case letter. All other names (i.e. the part of the identifier following the prefix) should begin with a lower-case letter.

Table 17 specifies the naming guidelines for each element of the TTCN-3 language indicating the recommended prefix and capitalization.

Table 17: TTCN-3 naming conventions

Language element	Naming convention	Prefix	Example	Notes
Module	Use upper-case initial letter	none	IPv6Templates	
TSS grouping	Use all upper-case letters as specified in clause 7.1.2.1.1	none	TP_RT_PS_TR	
Item group within a module	Use lower-case initial letter	none	messageGroup	
ISUP message type	Use upper-case initial letter and message name abbreviations as defined in [15].	none	IAM	
ISUP parameter type	Use upper-case initial letter and parameter name abbreviations taken from [16].	none	CalledPartyNumber	
SIP message type	Use upper-case initial letter	none	Request, Response	note 4
SIP header type	Use upper-case initial letter	none	MaxForwards	note 4
Basic common data types (e.g. bit string types of fixed length)	Use upper-case initial letter	none	Take from common module	
Other Data types	Use upper-case initial letter	none	SetupContents	
Template	None	m_	m_IAM_Basic	note 1 note 5
Message template with wildcard or matching expression	None	mw_	mw_AnyUserReply	note 2 note 5
Signature template	Use lower-case initial letter	s_	s_callSignature	
Port instance	Use lower-case initial letter	none	signallingPort	
Test component ref	Use lower-case initial letter	none	userTerminal	
Constant	Use lower-case initial letter	c_	c_maxRetransmission	
External constant	Use lower-case initial letter	cx_	cx_macId	
Function	Use lower-case initial letter	f_	f_authentication()	
External function	Use lower-case initial letter	fx_	fx_calculateLength()	
Altstep (incl. Default)	Use lower-case initial letter	a_	a_receiveSetup()	
Test case	Use naming as specified in clause 5.2.2	TC_	TC_101_001	
Variable (local)	Use lower-case initial letter	v_	v_macId	
Variable (defined within a component)	Use lower-case initial letters	vc_	vc_systemName	
Timer (local)	Use lower-case initial letter	t_	t_wait	
Timer (defined within a component)	Use lower-case initial letters	tc_	tc_authMin	
Module parameter	Use initial upper case letters	PX	PX_MAC_ID	note 3
Parameterization	Use lower-case initial letter	p_	p_macId	
Enumerated Value	Use lower-case initial letter	e_	e_syncOk	
<p>NOTE 1: This prefix must be used for all template definitions which do not assign or refer to templates with wildcards or matching expressions, e.g. templates specifying a constant value, parameterized templates without matching expressions, etc.</p> <p>NOTE 2: This prefix must be used in identifiers for templates which either assign a wildcard or matching expression (e.g. ?, *, value list, if present, pattern, etc.) or reference another template which assigns a wildcard or matching expression</p> <p>NOTE 3: In this case it is acceptable to use underscore as a word delimiter.</p> <p>NOTE 4: This convention has been used in TS 102 027-3 [7] (SIP ATS).</p> <p>NOTE 5: Names of ISUP messages and parameters (IEs) start with a syllable being composed of capital letters only, like IAM e.g. This is different for SIP. Naming conventions concerning the first letter of a template (after prefix 'm_' or 'mw_', may be handled differently for ISUP/BICC and SIP respectively.</p>				

5.3.2.3 TTCN-3 comment tags

Any TTCN-3 definition in the Test Suite Repository or Library should contain embedded comment tags. These comment tags can be used by tools to extract information from the TTCN-3 code to create, for example, a HTML-based reference documentation.

Comment tags which cover one or more lines should be specified using block comments, as illustrated:

```
/* -----
 * @desc This line of text is now identified as a description
 *       which covers multiple lines
 * -----*/
```

Comments tags specified within a single line may be specified using line comments, as illustrated:

```
// @author John Doe
```

or:

```
/* @author John Doe */
```

Table 18 lists the tags that can be used in ETSI TTCN-3 test specifications with a short description of the intended use of each tag. Tools may support other, non standard tags. Such tags should not be used in TTCN-3 modules standardized by ETSI.

NOTE: Tools may also extract other information from the TTCN-3 code based, for example, on TTCN-3 keywords. The definition of that extraction is beyond the scope of the present document.

Table 18: TTCN-3 Comment Tags

Tag	Description
@author	This tag should be used to specify the names of the authors or an authoring organization which either has created or is maintaining a particular piece of TTCN-3 code.
@desc	This is probably the most import of all the tags. It should be used to describe the purpose of a particular piece of TTCN-3 code. The description should be concise yet informative and describe the function and use of the construct.
@remark	This tag may be used to add additional information, such as highlighting a particular feature or aspect not covered in the description.
@img	This tag may be used to associate images with a particular piece of TTCN-3 code.
@see	This tag may be used to refer to other TTCN-3 definitions in the same or another module.
@url	This tag should be used to associate references to external files or web pages with a particular piece of TTCN-3 code, e.g. a protocol specification or standard.
@return	This tag should only be used with functions. It is used to provide additional information on the value returned by the given function.
@param	This tag is used to document the parameters of parameterized TTCN-3 definitions.
@version	This tag is used to state the version of a particular piece of TTCN-3 code.

The following provides some basic guidelines on the usage of tags for specific TTCN-3 definitions:

- each TTCN-3 module should use the *@author*, *@version* and *@desc* tags;
- the *@desc* tag should be used with all TTCN-3 definitions. However, this should not be taken to the extreme. For example, it is probably not useful to tag literally every single constant or template declaration. It is left to the discretion of the writer to find the right level of use. At least all major constructs such as test cases and functions should have a comprehensive description:
 - when a TTCN-3 definition uses module parameters, it is also recommended to mention this explicitly in the description;
 - descriptions for behavioural constructs should mention if they set the test component verdict and also all known limitations of the construct;
 - descriptions for type definitions, e.g. component types, should mention if the type has been designed to be type compatible to another type or vice versa to be used as a basis for other type definitions.

- the *@see* tag should be used to make dependencies between TTCN-3 definitions which are described by a *@desc* tag more explicit in the documentation, e.g. if some TTCN-3 definition uses a module parameter then its TTCN-3 definition should be referenced to using a *@see* tag;
- where applicable, parameterized constructions such as functions, altsteps and templates should use the *@param* and *@return* tags. The *@param* tags should first list the parameter name and then a brief description of how this parameter is used by the construct;
- the *@url* tag should be used to refer to the specification from which the TTCN-3 definition was derived from, e.g. a type definition could refer to a particular RFC IETF page. In some cases it may be necessary to use the *@desc* tag instead for this purpose as documents often are hard to access internally, i.e., it may only be possible to specify a reference to a complete document but impossible to point to a very specific clause in the present document;
- the *@url* and *@img* tag may be used to link to relevant documentation such as Test Purposes or original requirements or even drawings of test configurations. Generally, the corresponding Test Purpose (in the TSS&TP) and to the corresponding Requirement (in the Requirements Catalogue) should be linked from the relevant TTCN-3 test case definition;
- the *@remark* tag may be used with any TTCN-3 definition. It should be used sparingly, e.g. possibly to indicate how a TTCN-3 definition should not be used.

5.4 ATS archive

Annex B contains the ATS archive (.zip file expanding to text files with TTCN-3 code).

Annex A (normative): Partial PIXIT proforma

Notwithstanding the provisions of the copyright clause related to the text of the present document, grants that users of the present document may freely reproduce the PIXIT proforma in this annex so that it can be used for its intended purposes and may further publish the completed PIXIT proforma.
--

A.1 Introduction

This partial PIXIT proforma contained in the present document is provided for completion, when the related Abstract Test Suite is to be used against the Implementation Under Test (IUT).

The completed partial PIXIT will normally be used in conjunction with the completed PICS, as it adds precision to the information provided by the PICS.

A.2 PIXIT items

According to the interworking type of ATS defined in the present document, the PIXIT are divided in SIP-related PIXIT and ISUP/BICC-related PIXIT (there are no common PIXIT defined).

A.2.1 SIP-related PIXIT

For the SIP side of the ATS the PIXIT defined in TS 102 351 [2] apply. In addition the SIP-related PIXIT of table A.1 apply, which have been provided for the particular purposes of this ATS. Each PIXIT item corresponds to a Module Parameter of the ATS.

Table A.1: Additional SIP-related PIXIT items

Item	Module Parameter	Description	Type	Value
1.1	PX_SIP_SDPBODY3	additional SDP parameter proposed by the ETS (delivered with UPDATE).	charstring	
1.2	PX_SIP_SDPBODY4	additional SDP parameter proposed by the SUT (delivered with 200 OK UPDATE), for session modification testing.	charstring	
1.3	PX_SIP_SDPBODY_A_and_U	additional SDP parameter proposed by the ETS (delivered with INVITE), should propose PCMA and PCMU.	charstring	
1.4	PX_SIP_PASSERTEDID	additional SDP parameter proposed by the ETS (delivered with INVITE), used in Suppl. Services Group. format: sip: +CC NDC+SNN	charstring	
1.5	PX_SIP_PASSERTEDID2	2nd P-Asserted-ID, according to rfc3325(9.1) format: sip: +CC NDC+SNN	charstring	
1.6	PX_MAX_NR_OF_HOPS	f_Sip_TC_301_060	integer	
1.7	PX_SIP_BYE_CAUSE	f_Sip_TC_308_004, also used in Failure messages (TC_308_017)	integer	
1.8	PX_SIP_SDPBODY_WITHOUT_MEDIA	SDP parameter proposed by the ETS (delivered with INVITE), includes only the lines up to the m line, e.g. v, o, s, c, t lines	charstring	
1.9	PX_SIP_SDPBODY_DEFAULT_MEDIA	SDP parameter proposed by the ETS (delivered with INVITE), includes only the m and optionally the a line(s)	charstring	
1.10	PX_SDP_MEDIA_PORT	port for SDP media line	charstring	
1.11	PX_SDP_MEDIA_DYNAMIC_PT	Dynamic PT for SDP media line	charstring	
1.12	PX_SDP_T38_ATTRIBUTE	T.38 attribute for SDP attribute line	charstring	
1.13	PX_SIP_MAX_FORWARDS	Max Forwards value for TC101023	integer	
1.14	PX_SIPURL_CDPN_INTERNATIONAL_HOME	SIP Url with a called party number in the format +CC NDC SN, where CC is the country code of the network in which the next hop terminates. used in TC101024	charstring	
1.15	PX_SIPURL_CDPN_INTERNATIONAL_ABROAD	SIP Url with a called party number in the format +CC NDC SN, where CC is NOT the country code of the network in which the next hop terminates. used in TC101025	charstring	
1.16	PX_SIPURL_CDPN	SIP Url with a called party number used in TC101026	charstring	
1.17	PX_SIPURL_CGPN	calling party number (From field) used in TP501 and TP601	charstring	
1.18	PX_SIPURL_CGPN_DISPLAY	calling party number (From field, display name only!) used in TP501 and TP601	charstring	
1.19	PX_SIPURL_CGPN_PASSERTED	calling party number (P-AssertedID line1) used in TP501 and TP601	charstring	
1.20	PX_SIPURL_CGPN_PASSERTED2	calling party number (P-AssertedID line2) used in TP501 and TP601	charstring	
1.21	PX_SIP_CheckConversation	true if conversation check is implemented and used.	boolean	
1.22	PX_SIP_CheckRinging	true if ringing check is implemented and used.	boolean	

A.2.2 ISUP/BICC-related PIXIT

The following tables A.2 to A.5 list the ISUP/BICC-related PIXIT items associated with the ATS. Each PIXIT item corresponds to a Module Parameter of the ATS. Default values are not provided.

Table A.2: General SS/SUT-related ISUP/BICC PIXIT items

Item	Module Parameter	Description	Type	Value
2.1	PX_ISUP_Isup	Select whether ISUP (true) or BICC (false) testing is done (depending on whether the SUT implements ISUP or BICC on the outgoing circuits under test).	boolean	
2.2	PX_ISUP_NW_IND	Network indicator inside the Service Indicator octet (SIO).	bitstring(2)	
2.3	PX_ISUP_SLS	Signalling Link Selection (SLS) value of the ISUP link between TS and SUT.	bitstring(4)	
2.4	PX_ISUP_PC_SUT	Point code of the SUT (ISUP interface).	bitstring(14)	
2.5	PX_ISUP_PC_TS	Point code of the TS (ISUP interface).	bitstring(14)	
2.6	PX_SUT_ADRESS_ISUP_BICC	Address (e.g. IP) of the SUT (ISUP/BICC side). The use of this address is to enable the TS to communicate with the SUT at the ISUP/BICC side to establish and maintain the lower layer connections.	charstring	
2.7	PX_TS_ADRESS_ISUP_BICC	Address (e.g. IP) of the TS (ISUP/BICC side). The use of this address is to enable the TS to communicate with the SUT at the ISUP/BICC side to establish and maintain the lower layer connections.	octetstring	
2.8	PX_ISUP_TX_CIC_cicv1	Default Circuit Identity Code value for signalling connection 1).	bitstring(12)	
2.9	PX_ISUP_TX_CIC_cicv2	Default Circuit Identity Code value for signalling connection 2).	bitstring(12)	
2.10	PX_ISUP_TX_CIC_caicv1	Default Call Instance Code value for signalling connection 1).	octetstring(4)	
2.11	PX_ISUP_TX_CIC_caicv2	Default Call Instance Code value for signalling connection 2).	octetstring(4)	

Table A.3: Timer-related ISUP/BICC PIXIT items

Item	Module Parameter	Description	Type	Value
3.1	PX_ISUP_TAC	Time to control the reception of a message.	float	
3.2	PX_ISUP_TNOAC	Time to control that IUT sends nothing.	float	
3.3	PX_ISUP_TSYNC	Time to control synchronization.	float	
3.4	PX_ISUP_TSYNC_TIME_LIMIT	Time to control synchronization.	float	
3.5	PX_ISUP_TDONE	Time to control PTC.stop.	float	
3.6	PX_ISUP_TWAIT	Time to control that IUT reacts prior to Upper Tester action.	float	
3.7	PX_TDelay_ACM	Time to delay ACM message before sending.	float	
3.8	PX_TDelay_ANM	Time to delay ANM message before sending.	float	
3.9	PX_TDelay_APM	Time to delay APM message before sending.	float	
3.10	PX_TDelay_CGB	Time to delay CGB message before sending.	float	
3.11	PX_TDelay_CON	Time to delay CON message before sending.	float	
3.12	PX_TDelay_COT	Time to delay COTM message before sending.	float	
3.13	PX_TDelay_CPG	Time to delay CPG message before sending.	float	
3.14	PX_TDelay_FAC	Time to delay FAC message before sending.	float	
3.15	PX_TDelay_FAR	Time to delay FAR message before sending.	float	
3.16	PX_TDelay_GRS	Time to delay GRS message before sending.	float	
3.17	PX_TDelay_IDR	Time to delay IDR message before sending.	float	
3.18	PX_TDelay_LOP	Time to delay LOP message before sending.	float	
3.19	PX_TDelay_REL	Time to delay REL message before sending.	float	
3.20	PX_TDelay_RES	Time to delay RES message before sending.	float	
3.21	PX_TDelay_RLC	Time to delay RLC message before sending.	float	
3.22	PX_TDelay_RSC	Time to delay RSC message before sending.	float	
3.23	PX_TDelay_SAM	Time to delay SAM message before sending.	float	
3.24	PX_TDelay_SUS	Time to delay SUS message before sending.	float	
3.25	PX_TDelay_UNKNOWN	Time to delay UNKNOWN message before sending.	float	
3.26	PX_Timeout_T2	Nominal timeout value of ISUP protocol timer T2.	float	
3.27	PX_Timeout_T39	Nominal timeout value of ISUP protocol timer T39.	float	
3.28	PX_Timeout_T6	Nominal timeout value of ISUP protocol timer T6.	float	
3.29	PX_Timeout_T7	Nominal timeout value of ISUP protocol timer T7.	float	
3.30	PX_Timeout_T8	Nominal timeout value of ISUP protocol timer T8.	float	
3.31	PX_Timeout_T9	Nominal timeout value of ISUP protocol timer T9.	float	
3.32	PX_Timeout_TOIW1	Nominal timeout value of ISUP/SIP interworking protocol timer TOIW1.	float	
3.33	PX_Timeout_TOIW2	Nominal timeout value of ISUP/SIP interworking protocol timer TOIW2.	float	

Item	Module Parameter	Description	Type	Value
3.34	PX_Timeout_TOIW3	Nominal timeout value of ISUP/SIP interworking protocol timer TOIW3.	float	

Table A.4: Operator-check-related ISUP/BICC PIXIT items

Item	Module Parameter	Description	Type	Value
4.1	PX_IsupBicc_CheckConversation	True if conversation check is implemented and used. Otherwise false (see note 1).	boolean	
4.2	PX_IsupBicc_CheckRinging	True if ringing check is implemented and used. Otherwise false (see note 2).	boolean	
NOTE 1: If true, test execution will stop at positions where the TP indicates 'conversation' until the operator enters the check result.				
NOTE 2: If true, test execution will stop at positions where the TP indicates 'ringing' until the operator enters the check result.				

Table A.5: ISUP/BICC PIXIT items associated with message fields

Item	Module Parameter	Description	Type	Value
Connected Party Subaddress				
5.1.1	PX_ISUP_TX_consub_information	Default value for connected subaddress information (to be sent when the TP does not specify a specific value for that field). Ref.: Q.931 [22], M.5.4.	octetstring	
5.1.2	PX_ISUP_TX_consub_type_of_subaddress	Default value for connected subaddress type of subaddress (to be sent when the TP does not specify a specific value for that field). Ref.: Q.931 [22], M.5.4.	bitstring(3)	
5.1.3	PX_ISUP_TX_consub_odd_even_indicator	Default value for connected party subaddress odd even indicator (to be sent when the TP does not specify a specific value for that field). Ref.: Q.931 [22], M.5.4.	bitstring(1)	
Facility				
5.2	PX_ISUP_FAC_comp_txDef	'component' value (accepted by the SUT without immediate response (PIXIT)) sent in the 'Facility' parameter in the FAC message.	octetstring	
Called party number - receiving				
5.3.1	PX_ISUP_IAM_CLD_digits_rxDef	Default 'address digits' value received in the 'Called party number' parameter in the IAM message. Ref.: Q.763 [16], 3.9.	IA5String	
5.3.2	PX_ISUP_IAM_CLD_digits_rxIntat	'address digits' value (CC NDC SN) received in the 'Called party number' parameter in the IAM message, when the nature of address is 'international number'. Ref.: Q.763 [16], 3.9.	IA5String	
5.3.3	PX_ISUP_IAM_CLD_digits_rxNatat	'address digits' value (NDC SN) received in the 'Called party number' parameter in the IAM message, when the nature of address is 'national number'. Ref.: Q.763 [16], 3.9.	IA5String	
Called party number - sending				
5.4.1.1	PX_ISUP_IAM_CLD_digits_auto	Complete 'address digits' value sent in the 'Called party number' parameter in the IAM message, when the destination is an automatically answering SIP. Ref.: Q.763 [16], 3.9.	IA5String	
5.4.1.2	PX_ISUP_TX_CLD_natAddr_auto	'nature of address' value sent in the 'Called party number' parameter in the IAM message, when the destination is an automatically answering SIP. Ref.: Q.763 [16], 3.9.	bitstring(7)	
5.4.2.1	PX_ISUP_IAM_CLD_digits_analysis	'address digits' value sent in the 'Called party number' parameter in the IAM message, when 'sending complete' is not sent, not the maximum number of digits are sent, the number is complete and completeness is determined by analysis of the number. Ref.: Q.763 [16], 3.9.	IA5String	

Item	Module Parameter	Description	Type	Value
5.4.2.2	PX_ISUP_TX_CLD_natAddr_analysis	'nature of address' value sent in the 'Called party number' parameter in the IAM message, when 'sending complete' is not sent, not the maximum number of digits are sent, the number is complete and completeness is determined by analysis of the number. Ref.: Q.763 [16], 3.9.	bitstring(7)	
5.4.3.1	PX_ISUP_IAM_CLD_digits_timeout	'address digits' value sent in the 'Called party number' parameter in the IAM message, when 'sending complete' is not sent, not the maximum number of digits are sent, the number is complete and completeness is determined by timeout. Ref.: Q.763 [16], 3.9.	IA5String	
5.4.3.2	PX_ISUP_TX_CLD_natAddr_timeout	'nature of address' value sent in the 'Called party number' parameter in the IAM message, when 'sending complete' is not sent, not the maximum number of digits are sent, the number is complete and completeness is determined by timeout. Ref.: Q.763 [16], 3.9.	bitstring(7)	
5.4.4.1	PX_ISUP_IAM_CLD_digits_max	'address digits' value sent in the 'Called party number' parameter in the IAM message, containing the maximum number of digits according to the national numbering plan, and no 'sending complete'. Ref.: Q.763 [16], 3.9.	IA5String	
5.4.4.2	PX_ISUP_TX_CLD_natAddr_max	'nature of address' value sent in the 'Called party number' parameter in the IAM message, containing the maximum number of digits according to the national numbering plan, and no 'sending complete'. Ref.: Q.763 [16], 3.9.	bitstring(7)	
5.4.5.1	PX_ISUP_IAM_CLD_digits_min	'address digits' value sent in the 'Called party number' parameter in the IAM message, containing the minimum number of digits required for routing, and no 'sending complete'. Ref.: Q.763 [16], 3.9.	IA5String	
5.4.5.2	PX_ISUP_TX_CLD_natAddr_min	'nature of address' value sent in the 'Called party number' parameter in the IAM message, containing the minimum number of digits required for routing, and no 'sending complete'. Ref.: Q.763 [16], 3.9.	bitstring(7)	
5.4.6.1	PX_ISUP_IAM_CLD_digits_SipUri	'address digits' value sent in the 'Called party number' parameter in the IAM message, converted by the IWU such that the To header field contains a sip: URI. Ref.: Q.763 [16], 3.9.	IA5String	
5.4.6.2	PX_ISUP_TX_CLD_natAddr_SipUri	'nature of address' value sent in the 'Called party number' parameter in the IAM message, converted by the IWU such that the To header field contains a sip: URI. Ref.: Q.763 [16], 3.9.	bitstring(7)	

Item	Module Parameter	Description	Type	Value
5.4.7.1	PX_ISUP_IAM_CLD_digits_txDef	Default 'address digits' value sent in the 'Called party number' parameter in the IAM message, containing the complete address and 'sending complete'. Ref.: Q.763 [16], 3.9.	IA5String	
5.4.7.2	PX_ISUP_TX_CLD_natAddr_txDef	Default 'nature of address' value sent in the 'Called party number' parameter in the IAM message, containing the complete address and 'sending complete'. Ref.: Q.763 [16], 3.9.	bitstring(7)	
5.4.8	PX_ISUP_IAM_CLD_digits_Leading_subs	'address digits' value sent in the 'Called party number' parameter in the IAM message, containing a leading part of an address (to be completed by 2 SAM messages), and where the nature of address is 'subscriber number'. Ref.: Q.763 [16], 3.9.	IA5String	
5.4.9	PX_ISUP_IAM_CLD_digits_Leading_nat	'address digits' value sent in the 'Called party number' parameter in the IAM message, containing a leading part of an address (to be completed by 2 SAM messages), and where the nature of address is 'national (sign.) number'. Ref.: Q.763 [16], 3.9.	IA5String	
5.4.10	PX_ISUP_IAM_CLD_digits_Leading_sipUri	'address digits' value sent in the 'Called party number' parameter in the IAM message, containing a leading part of an address (to be completed by 2 SAM messages), converted by the IWU such that the To header field contains a sip: URI. Ref.: Q.763 [16], 3.9.	IA5String	
5.4.11	PX_ISUP_IAM_CLD_digits_Leading_inat	'address digits' value sent in the 'Called party number' parameter in the IAM message, containing a leading part of an address (to be completed by 2 SAM messages), and where the nature of address is 'international number'. Ref.: Q.763 [16], 3.9.	IA5String	
5.4.12	PX_ISUP_IAM_CLD_digits_txDef_inat	Default 'complete address digits' value sent in the 'Called party number' parameter in the IAM message, when the nature of address is specified as 'international number'. Ref.: Q.763 3.9.	IA5String	
5.4.13	PX_ISUP_IAM_CLD_digits_txDef_nat	Default 'complete address digits' value sent in the 'Called party number' parameter in the IAM message, when the nature of address is specified as 'national (sign.) number'.	IA5String	
5.4.14.1	PX_ISUP_IAM_CLD_digits_less	'address digits' value (less than minimum number digits to route the call) sent in the 'Called party number' parameter in the IAM message.	IA5String	
5.4.14.2	PX_ISUP_IAM_CLD_natAddr_less	'nature of address' value (number of digits less than minimum number digits to route the call) sent in the 'Calling party number' parameter in the IAM message. Ref.: Q.763 [16], 3.9.	bitstring(7)	

Item	Module Parameter	Description	Type	Value
5.4.15.1	PX_ISUP_TX_CDN_addrSignals	Default value for element addressSignals inside Called party number parameter (CDN); Variable(V) format (to be sent when the TP does not specify a specific value for that field). Ref.: Q.763 [16], 3.9.	IA5String	
5.4.15.2	PX_ISUP_TX_CDN_natureOfAddressInd	Default value for element natureOfAddressIndicator inside Called party number parameter (CDN); Variable(V) format (to be sent when the TP does not specify a specific value for that field). Ref.: Q.763 [16], 3.9.	bitstring(7)	
5.4.15.3	PX_ISUP_TX_CDN_numberingPlanInd	Default value for element numberingPlanIndicator inside Called party number parameter (CDN); Variable(V) format (to be sent when the TP does not specify a specific value for that field). Ref.: Q.763 [16], 3.9.	bitstring(3)	
5.4.15.4	PX_ISUP_TX_CDN_iNN	Default value for element iNN inside Called party number parameter (CDN); Variable(V) format (to be sent when the TP does not specify a specific value for that field). Ref.: Q.763 [16], 3.9.	bitstring(1)	
Calling party number - receiving				
5.5.1	PX_ISUP_IAM_CLI_digits_rxInt	Default 'address digits' value received in the 'Calling party number' parameter in the IAM message, when the Called party number is 'international'. Ref.: Q.763 [16], 3.10.	IA5String	
5.5.2	PX_ISUP_IAM_CLI_digits_rxNat	Default 'address digits' value received in the 'Calling party number' parameter in the IAM message, when the Called party number is 'national (sign.) number'. Ref.: Q.763 [16], 3.10.	IA5String	
5.5.3	PX_ISUP_IAM_CLI_digits_rxDef	Default 'address digits' value received in the 'Calling party number' parameter in the IAM message, when the Nature of address is not explicitly specified. Ref.: Q.763 [16], 3.10.	IA5String	
5.5.4	PX_ISUP_IAM_CLI_numIncompInd_rxDef	Default 'Number incomplete indicator' value received in the 'Calling party number' parameter in the IAM message. Ref.: Q.763 [16], 3.10.	bitstring(1)	
Calling party number - sending				
5.6.1	PX_ISUP_IAM_CLI_digits_txInt	Default 'address digits' value sent in the 'Calling party number' parameter in the IAM message, when the Called party number is 'international'. Ref.: Q.763 [16], 3.10.	IA5String	
5.6.2	PX_ISUP_IAM_CLI_digits_txNat	Default 'address digits' value sent in the 'Calling party number' parameter in the IAM message, when the Called party number is 'national (sign.) number'. Ref.: Q.763 [16], 3.10.	IA5String	
Generic number - receiving				

Item	Module Parameter	Description	Type	Value
5.7.1	PX_ISUP_IAM_GEN_digits_rxNat	'address digits' value received in the 'Generic number' parameter in the IAM message, when the Nature of Address is 'international number'. Ref.: Q.763 [16], 3.26.	IA5String	
5.7.2	PX_ISUP_IAM_GEN_digits_rxNat	'address digits' value received in the 'Generic number' parameter in the IAM message, when the Nature of Address is 'national (sign.) number'. Ref.: Q.763 [16], 3.26.	IA5String	
Generic number - sending				
5.8.1	PX_ISUP_IAM_GEN_digits_txNat	'address digits' value sent in the 'Generic number' parameter in the IAM message, when the Nature of Address is 'international number'. Ref.: Q.763 [16], 3.26.	IA5String	
5.8.2	PX_ISUP_IAM_GEN_digits_txNat	'address digits' value sent in the 'Generic number' parameter in the IAM message, when the Nature of Address is 'national (sign.) number'. Ref.: Q.763 [16], 3.26.	IA5String	
User-user information				
5.9.1	PX_ISUP_IAM_UUI_userInfo_S1	Default 'user-to-user information' value (Service 1 data) sent in the 'User-to-user information' parameter in the IAM message. Ref.: Q.763 [16], 3.61.	octetstring	
5.9.2	PX_ISUP_IAM_UUI_userInfo_S2	Default 'user-to-user information' value (Service 2 data) sent in the 'User-to-user information' parameter in the IAM message. Ref.: Q.763 3.61.	octetstring	
5.9.3	PX_ISUP_IAM_UUI_userInfo_S3	Default 'user-to-user information' value (Service 3 data) sent in the 'User-to-user information' parameter in the IAM message. Ref.: Q.763 [16], 3.61.	octetstring	
Cause indicator				
5.10.1	PX_ISUP_REL_CAU_cVal_bye	'Cause' value (decimal) received in the 'Cause' parameter in the REL message, when the IW-U has received a BYE message from SIP. Ref.: Q.763 [16], 3.12.	integer	
5.10.2	PX_ISUP_REL_CAU_cVal_cancel	'Cause' value (decimal) received in the 'Cause' parameter in the REL message, when the IW-U has received a CANCEL message from SIP. Ref.: Q.763 [16], 3.12.	integer	
5.10.3	PX_ISUP_REL_CAU_cVal_autonomous	'Cause' value (decimal) received in the 'Cause' parameter in the REL message, when the IWU-O has autonomously released the call. Ref.: Q.763 [16], 3.12.	integer	
5.10.4	PX_ISUP_REL_CAU_CCBSposs	'Cause value' value sent in the 'Cause' parameter in the REL message, when the diagnostics field indicates 'CCBS possible'. Ref.: Q.763 [16], 3.12.	integer	
Subsequent number				
5.11.1	PX_ISUP_SAM_SQN_digits_rx1	'address digits' value (PIXIT) received in the 'Subsequent number' parameter in the first SAM message. Ref.: Q.763 [16], 3.51.	IA5String	

Item	Module Parameter	Description	Type	Value
5.11.2	PX_ISUP_SAM_SQN_digits_rx2	'address digits' value (PIXIT) received in the 'Subsequent number' parameter in the second SAM message. Ref.: Q.763 [16], 3.51.	IA5String	
5.11.3	PX_ISUP_SAM_SQN_digits_txMidLess	'address digits' value sent in the 'Subsequent number' parameter in the first SAM message, containing the middle part of the number, where the IAM contained less than the minimum digits to route the call. Ref.: Q.763 [16], 3.51.	IA5String	
5.11.4	PX_ISUP_SAM_SQN_digits_txFinLess	'address digits' value sent in the 'Subsequent number' parameter in the first SAM message, containing the final part of the number, where the IAM contained less than the minimum digits to route the call. Ref.: Q.763 [16], 3.51.	IA5String	
5.11.5	PX_ISUP_SAM_SQN_digits_txFinDef	'address digits' value sent in the 'Subsequent number' parameter in the second SAM message, completing the (subscriber) number. Ref.: Q.763 [16], 3.51.	IA5String	
5.11.6	PX_ISUP_SAM_SQN_digits_txMidDef	'address digits' value sent in the 'Subsequent number' parameter in the first SAM message, containing the middle part of the complete (subscriber) number. Ref.: Q.763 [16], 3.51.	IA5String	
5.11.7	PX_ISUP_SAM_SQN_digits_txFinNat	Final 'address digits' value sent in the 'Subsequent number' parameter in the second SAM message, completing the (national sign.) number. Ref.: Q.763 [16], 3.51.	IA5String	
5.11.8	PX_ISUP_SAM_SQN_digits_txMidNat	Middle 'address digits' value sent in the 'Subsequent number' parameter in the first SAM message, not completing the (national sign.) number. Ref.: Q.763 [16], 3.51.	IA5String	
5.11.9	PX_ISUP_SAM_SQN_digits_txFinPhone	Final 'address digits' value sent in the 'Subsequent number' parameter in the second SAM message, where the whole number is mapped to the addr-spec component of the To header field which includes the "user=phone" URI parameter. Ref.: Q.763 [16], 3.51.	IA5String	
5.11.10	PX_ISUP_SAM_SQN_digits_txFinInat	'address digits' value sent in the 'Subsequent number' parameter in the second SAM message, completing the (international) number. Ref.: Q.763 [16], 3.51.	IA5String	
5.11.11	PX_ISUP_SAM_SQN_digits_txMidPhone	Middle 'address digits' value sent in the 'Subsequent number' parameter in the first SAM message, where the whole number is mapped to the addr-spec component of the To header field which includes the "user=phone" URI parameter. Ref.: Q.763 [16], 3.51.	IA5String	
5.11.12	PX_ISUP_SAM_SQN_digits_txMidInat	'address digits' value (PIXIT (middle part of standard international address/ to be completed by next SAM)) sent in the 'Subsequent number' parameter in the SAM message. Ref.: Q.763 [16], 3.51.	IA5String	

Item	Module Parameter	Description	Type	Value
Backward call indicators				
5.12.1	PX_ISUP_TX_BCI_v_chargeInd	Default value for element chargeIndicator inside Backward call indicators parameter (BCI); Fixed(F) format (to be sent when the TP does not specify a specific value for that field). Ref.: Q.763 [16], 3.5.	bitstring(2)	
5.12.2	PX_ISUP_TX_BCI_v_cldPStatInd	Default value for element calledPartysStatusIndicator inside Backward call indicators parameter (BCI); Fixed(F) format (to be sent when the TP does not specify a specific value for that field). Ref.: Q.763 [16], 3.5.	bitstring(2)	
5.12.3	PX_ISUP_TX_BCI_v_cldPCatInd	Default value for element calledPartysCategoryIndicator inside Backward call indicators parameter (BCI); Fixed(F) format (to be sent when the TP does not specify a specific value for that field). Ref.: Q.763 [16], 3.5.	bitstring(2)	
5.12.4	PX_ISUP_TX_BCI_v_eTOeMethodInd	Default value for element end_to_endMethodIndicator inside Backward call indicators parameter (BCI); Fixed(F) format (to be sent when the TP does not specify a specific value for that field). Ref.: Q.763 [16], 3.5.	bitstring(2)	
5.12.5	PX_ISUP_TX_BCI_v_interwInd	Default value for element interworkingIndicator inside Backward call indicators parameter (BCI); Fixed(F) format (to be sent when the TP does not specify a specific value for that field). Ref.: Q.763 [16], 3.5.	bitstring(1)	
5.12.6	PX_ISUP_TX_BCI_v_eTOeInfInd	Default value for element end_to_endInformationIndicator inside Backward call indicators parameter (BCI); Fixed(F) format (to be sent when the TP does not specify a specific value for that field). Ref.: Q.763 [16], 3.5.	bitstring(1)	
5.12.7	PX_ISUP_TX_BCI_v_iSDNUserPartInd	Default value for element iSDNUserPartIndicator inside Backward call indicators parameter (BCI); Fixed(F) format (to be sent when the TP does not specify a specific value for that field). Ref.: Q.763 [16], 3.5.	bitstring(1)	
5.12.8	PX_ISUP_TX_BCI_v_holdingInd	Default value for element holdingIndicator inside Backward call indicators parameter (BCI); Fixed(F) format (to be sent when the TP does not specify a specific value for that field). Ref.: Q.763 [16], 3.5.	bitstring(1)	
5.12.9	PX_ISUP_TX_BCI_v_iSDNAccessInd	Default value for element iSDNAccessIndicator inside Backward call indicators parameter (BCI); Fixed(F) format (to be sent when the TP does not specify a specific value for that field). Ref.: Q.763 [16], 3.5.	bitstring(1)	

Item	Module Parameter	Description	Type	Value
5.12.10	PX_ISUP_TX_BCI_v_echoControlDevInd	Default value for element echoControlDeviceIndicator inside Backward call indicators parameter (BCI); Fixed(F) format (to be sent when the TP does not specify a specific value for that field). Ref.: Q.763 [16], 3.5.	bitstring(1)	
5.12.11	PX_ISUP_TX_BCI_v_sCCPMethodInd	Default value for element sCCPMethodIndicator inside Backward call indicators parameter (BCI); Fixed(F) format (to be sent when the TP does not specify a specific value for that field). Ref.: Q.763 [16], 3.5.	bitstring(2)	
Calling party category				
5.13	PX_ISUP_TX_CGC_cliPartyCategory	Default value for element callingPartysCategory inside Calling party's category parameter (CGC); Optional(O) format (to be sent when the TP does not specify a specific value for that field). Ref.: Q.763 [16], 3.11.	bitstring(8)	
Connected number				
5.14.1	PX_ISUP_TX_CPN_natureOfAddressInd	Default value for element natureOfAddressIndicator inside Connected number parameter (CPN); Optional(O) format (to be sent when the TP does not specify a specific value for that field). Ref.: Q.763 [16], 3.16.	bitstring(7)	
5.14.2	PX_ISUP_TX_CPN_screeningInd	Default value for element screeningIndicator inside Connected number parameter (CPN); Optional(O) format (to be sent when the TP does not specify a specific value for that field). Ref.: Q.763 [16], 3.16.	bitstring(2)	
5.14.3	PX_ISUP_TX_CPN_addrRestrInd	Default value for element addrPresRestrInd inside Connected number parameter (CPN); Optional(O) format (to be sent when the TP does not specify a specific value for that field). Ref.: Q.763 [16], 3.16.	bitstring(2)	
5.14.4	PX_ISUP_TX_CPN_numberingPlanInd	Default value for element numberingplanIndicator inside Connected number parameter (CPN); Optional(O) format (to be sent when the TP does not specify a specific value for that field). Ref.: Q.763 [16], 3.16.	bitstring(3)	
5.14.5	PX_ISUP_TX_CPN_addressSignals	Default value for element addressSignals inside Connected number parameter (CPN); Optional(O) format (to be sent when the TP does not specify a specific value for that field). Ref.: Q.763 [16], 3.16.	IA5String	
Forward call indicators				
5.15.1	PX_ISUP_TX_FCI_natInternatCallInd	Default value for element natInternatCallIndicator inside Forward call indicators parameter (FCI); Fixed(F) format (to be sent when the TP does not specify a specific value for that field). Ref.: Q.763 [16], 3.23.	bitstring(1)	

Item	Module Parameter	Description	Type	Value
5.15.2	PX_ISUP_TX_FCI_endToEndMethodInd	Default value for element endToEndMethodIndicator inside Forward call indicators parameter (FCI); Fixed(F) format (to be sent when the TP does not specify a specific value for that field). Ref.: Q.763 [16], 3.23.	bitstring(2)	
5.15.3	PX_ISUP_TX_FCI_interwInd	Default value for element interworkingIndicator inside Forward call indicators parameter (FCI); Fixed(F) format (to be sent when the TP does not specify a specific value for that field). Ref.: Q.763 [16], 3.23.	bitstring(1)	
5.15.4	PX_ISUP_TX_FCI_eToEInfoIndic	Default value for element endToEndInfoIndicator inside Forward call indicators parameter (FCI); Fixed(F) format (to be sent when the TP does not specify a specific value for that field). Ref.: Q.763 [16], 3.23.	bitstring(1)	
5.15.5	PX_ISUP_TX_FCI_iSDNUserPartInd	Default value for element iSDNUserPartIndicator inside Forward call indicators parameter (FCI); Fixed(F) format (to be sent when the TP does not specify a specific value for that field). Ref.: Q.763 [16], 3.23.	bitstring(1)	
5.15.6	PX_ISUP_TX_FCI_iSDNUserPartPrefInd	Default value for element iSDNUserPartPrefIndicator inside Forward call indicators parameter (FCI); Fixed(F) format (to be sent when the TP does not specify a specific value for that field). Ref.: Q.763 [16], 3.23.	bitstring(2)	
5.15.7	PX_ISUP_TX_FCI_iSDNAccessInd	Default value for element iSDNAccessIndicator inside Forward call indicators parameter (FCI); Fixed(F) format (to be sent when the TP does not specify a specific value for that field). Ref.: Q.763 [16], 3.23.	bitstring(1)	
5.15.8	PX_ISUP_TX_FCI_sCCPMethodInd	Default value for element sCCPMethodIndicator inside Forward call indicators parameter (FCI); Fixed(F) format (to be sent when the TP does not specify a specific value for that field). Ref.: Q.763 [16], 3.23.	bitstring(2)	
5.15.9	PX_ISUP_TX_FCI_reserved	Default value for element reserved inside Forward call indicators parameter (FCI); Fixed(F) format (to be sent when the TP does not specify a specific value for that field). Ref.: Q.763 [16], 3.23.	bitstring(4)	
Nature of connection indicators				
5.16.1	PX_ISUP_TX_NCI_satelliteInd	Default value for element satelliteIndicator inside Nature of connection indicators parameter (NCI); Fixed(F) format (to be sent when the TP does not specify a specific value for that field). Ref.: Q.763 [16], 3.35.	bitstring(2)	

Item	Module Parameter	Description	Type	Value
5.16.2	PX_ISUP_TX_NCI_contCheckInd	Default value for element continuityCheckIndicator inside Nature of connection indicators parameter (NCI); Fixed(F) format (to be sent when the TP does not specify a specific value for that field). Ref.: Q.763 [16], 3.35.	bitstring(2)	
5.16.3	PX_ISUP_TX_NCI_echoControlDevInd	Default value for element echoControlDeviceIndicator inside Nature of connection indicators parameter (NCI); Fixed(F) format (to be sent when the TP does not specify a specific value for that field). Ref.: Q.763 [16], 3.35.	bitstring(1)	
Original called number				
5.17.1	PX_ISUP_TX_OCN_natureOfAddressInd	Default value for element natureOfAddressIndicator inside Original called number parameter (OCN); Optional(O) format (to be sent when the TP does not specify a specific value for that field). Ref.: Q.763 [16], 3.39.	bitstring(7)	
5.17.2	PX_ISUP_TX_OCN_addrPresRestrInd	Default value for element addrPresRestrInd inside Original called number parameter (OCN); Optional(O) format (to be sent when the TP does not specify a specific value for that field). Ref.: Q.763 [16], 3.39.	bitstring(2)	
5.17.3	PX_ISUP_TX_OCN_numberingPlanInd	Default value for element numberingPlanIndicator inside Original called number parameter (OCN); Optional(O) format (to be sent when the TP does not specify a specific value for that field). Ref.: Q.763 [16], 3.39.	bitstring(3)	
5.17.4	PX_ISUP_TX_OCN_addressSignals	Default value for element addressSignals inside Original called number parameter (OCN); Optional(O) format (to be sent when the TP does not specify a specific value for that field). Ref.: Q.763 [16], 3.39.	IA5String	
Range and status				
5.18.1	PX_ISUP_TX_RAS_range	Default value for element range inside Range and status parameter (RAS); Variable(V) format (to be sent when the TP does not specify a specific value for that field). Ref.: Q.763 [16], 3.43.	bitstring(8)	
5.18.2	PX_ISUP_TX_RAS_status	Default value for element status inside Range and status parameter (RAS); Variable(V) format (to be sent when the TP does not specify a specific value for that field). Ref.: Q.763 [16], 3.43.	octetstring	
Redirecting number				
5.19.1	PX_ISUP_TX_RDN_natureOfAddressInd	Default value for element natureOfAddressIndicator inside Redirecting number parameter (RDN); Optional(O) format (to be sent when the TP does not specify a specific value for that field). Ref.: Q.763 [16], 3.44.	bitstring(7)	

Item	Module Parameter	Description	Type	Value
5.19.2	PX_ISUP_TX_RDN_addrPresRestrInd	Default value for element addrPresRestrInd inside Redirecting number parameter (RDN); Optional(O) format (to be sent when the TP does not specify a specific value for that field). Ref.: Q.763 [16], 3.44.	bitstring(2)	
5.19.3	PX_ISUP_TX_RDN_numPlanInd	Default value for element numberingPlanIndicator inside Redirecting number parameter (RDN); Optional(O) format (to be sent when the TP does not specify a specific value for that field). Ref.: Q.763 [16], 3.44.	bitstring(3)	
5.19.4	PX_ISUP_TX_RDN_addrSignals	Default value for element addressSignals inside Redirecting number parameter (RDN); Optional(O) format (to be sent when the TP does not specify a specific value for that field). Ref.: Q.763 [16], 3.44.	IA5String	
Redirection number				
5.20.1	PX_ISUP_TX_RNN_natureOfAddressInd	Default value for element natureOfAddressIndicator inside Redirection number parameter (RNN); Optional(O) format (to be sent when the TP does not specify a specific value for that field). Ref.: Q.763 [16], 3.46.	bitstring(7)	
5.20.2	PX_ISUP_TX_RNN_numPlanInd	Default value for element numberingPlanIndicator inside Redirection number parameter (RNN); Optional(O) format (to be sent when the TP does not specify a specific value for that field). Ref.: Q.763 [16], 3.46.	bitstring(3)	
5.20.3	PX_ISUP_TX_RNN_iNN	Default value for element Internal Network Number indicator inside Redirection number parameter (RNN); Optional(O) format (to be sent when the TP does not specify a specific value for that field). Ref.: Q.763 [16], 3.46.	bitstring(1)	
5.20.4	PX_ISUP_TX_RNN_addrSignals	Default value for element addressSignals inside Redirection number parameter (RNN); Optional(O) format (to be sent when the TP does not specify a specific value for that field). Ref.: Q.763 [16], 3.46.	IA5String	
Redirection number restriction				
5.21	PX_ISUP_TX_RNS_presRestrInd	Default value for element presRestrIndicator inside Redirection number restriction parameter (RNS); Optional(O) format (to be sent when the TP does not specify a specific value for that field). Ref.: Q.763 [16], 3.46.	bitstring(2)	
Transmission medium required				
5.22	PX_ISUP_TX_TMR_transmMedReq	Default value for element transmissionMediumRequirement inside Transmission medium requirement parameter (TMR); Optional(O) format (to be sent when the TP does not specify a specific value for that field). Ref.: Q.763 [16], 3.54.	bitstring(8)	

Item	Module Parameter	Description	Type	Value
Hop counter				
5.23	PX_ISUP_TX_HPC_hopCounter	Default value for element hopCounter inside Hop counter parameter (HPC); Optional(O) format (to be sent when the TP does not specify a specific value for that field). Ref.: Q.763 [16], 3.80.	bitstring(5)	
Unknown parameter/message identifier				
5.24.1	PX_ISUP_TX_unknown_parameter_type	Default value for an unknown parameter type (to be sent when the TP does not specify a specific value for that field).	bitstring(8)	
5.24.2	PX_ISUP_TX_unknown_message_type	Default value for an unknown message type (to be sent when the TP does not specify a specific value for that field).	bitstring(8)	
Calling party subaddress				
5.25.1	PX_ISUP_TX_cgps_information	Default value for calling party subaddress information (to be sent when the TP does not specify a specific value for that field). Ref.: Q.931 [22], 4.5.11.	octetstring	
5.25.2	PX_ISUP_TX_cgps_odd_even_indicator	Default value for calling party subaddress odd even indicator (to be sent when the TP does not specify a specific value for that field). Ref.: Q.931 [22], 4.5.11.	bitstring(1)	
5.25.3	PX_ISUP_TX_cgps_type_of_subaddress	Default value for calling party subaddress type of subaddress (to be sent when the TP does not specify a specific value for that field). Ref.: Q.931 [22], 4.5.11.	bitstring(3)	
NOTE: For Module Parameters containing address digits the following requirement applies: each digit is represented either as one of the IA5 characters "0" to "9", or as one of the special IA5 characters "*", "#", "a", "b" or "c".				

Annex B (informative): TTCN-3 library modules

B.1 Electronic annex, zip file with TTCN-3 code

The TTCN-3 library modules are contained in archive ts_18600204v010000p0.zip which accompanies the present document.

Annex C (informative): Bibliography

- ETSI TS 102 237-1 (V4.1.1): "Telecommunications and Internet Protocol Harmonization Over Networks (TIPHON) Release 4; Interoperability test methods and approaches; Part 1: Generic approach to interoperability testing".
- ETSI EG 202 106 (V2.1.1): "Methods for Testing and Specification (MTS); Guidelines for the use of formal SDL as a descriptive tool".
- ISO/IEC 9646-2 (1994): "Conformance testing methodology and framework - Part 2: Abstract Test Suite Specification".
- ISO/IEC 9646-3 (1992): "Conformance testing methodology and framework - Part 3: The Tree and Tabular Combined Notation".
- ISO/IEC 9646-3/DAM 1 (1992): "Conformance testing methodology and framework - Part 3: The Tree and Tabular Combined Notation; Amendment 1: TTCN extensions".
- ISO/IEC 9646-5 (1994): "Conformance testing methodology and framework - Part 5: Requirements on test laboratories and clients for the conformance assessment process".
- IETF RFC 1035 (1997): "Domain names - implementation and specification".
- ITU-T Recommendation Q.1902.1 (2001): "Specifications of the Bearer Independent Call Control Protocol (BICC)".
- ITU-T Recommendation Q.1902.2 (2001): "Specifications of the Bearer Independent Call Control Protocol (BICC)".
- ITU-T Recommendation Q.1902.3 (2001): "Specifications of the Bearer Independent Call Control Protocol (BICC)".
- ITU-T Recommendation Q.1902.4 (2001): "Specifications of the Bearer Independent Call Control Protocol (BICC)".
- ITU-T Recommendation Q.731.7 (1997): "Stage 3 description for number identification supplementary services using Signalling System No. 7: Malicious call identification (MCID)".
- ITU-T Recommendation Q.732.2 (1999): "Stage 3 description for call offering supplementary services using Signalling System No. 7: Call diversion services - Call Forwarding Busy (CFB)".
- ITU-T Recommendation Q.732.3 (1999): "Stage 3 description for call offering supplementary services using Signalling System No. 7: Call Forwarding No Reply (CFNR)".
- ITU-T Recommendation Q.732.4 (1999): "Stage 3 description for call offering supplementary services using Signalling System No. 7: Call Forwarding Unconditional (CFU)".
- ITU-T Recommendation Q.732.5 (1999): "Stage 3 description for call offering supplementary services using Signalling System No. 7: Call Deflection (CD)".
- ITU-T Recommendation Q.732.7 (1996): "Stage 3 description for call offering supplementary services using Signalling System No. 7: Explicit Call Transfer".
- ITU-T Recommendation Q.733.1 (1992): "Stage 3 description for call completion supplementary services using Signalling System No. 7: Call waiting (CW)".
- ITU-T Recommendation Q.733.2 (1993): "Stage 3 description for call completion supplementary services using Signalling System No. 7: Call hold (HOLD)".
- ITU-T Recommendation Q.733.3 (1997): "Stage 3 description for call completion supplementary services using Signalling System No. 7: Completion of calls to busy subscriber (CCBS)".

- ITU-T Recommendation Q.733.4 (1993): "Stage 3 description for call completion supplementary services using Signalling System No. 7: Terminal portability (TP)".
- ITU-T Recommendation Q.733.5 (1999): "Stage 3 description for call completion supplementary services using Signalling System No. 7: Completion of calls on no reply".
- ITU-T Recommendation Q.734.1 (1993): "Stage 3 description for multiparty supplementary services using Signalling System No. 7: Conference calling".
- ITU-T Recommendation Q.734.2 (1996): "Stage 3 description for multiparty supplementary services using Signalling System No. 7: Three-party service".
- ITU-T Recommendation Q.735.1 (1993): "Stage 3 description for community of interest supplementary services using Signalling System No. 7: Closed user group (CUG)".
- ITU-T Recommendation Q.735.3 (1993): "Stage 3 description for community of interest supplementary services using Signalling System No. 7: Multi-level precedence and preemption".
- ITU-T Recommendation Q.735.6 (1996): "Stage 3 description for community of interest supplementary services using Signalling System No. 7: Global Virtual Network Service (GVNS)".
- ITU-T Recommendation Q.736.1 (1995): "Stage 3 description for charging supplementary services using Signalling System No. 7: International Telecommunication Charge Card (ITCC)".
- ITU-T Recommendation Q.736.3 (1995): "Stage 3 description for charging supplementary services using Signalling System No. 7: Reverse charging (REV)".
- ITU-T Recommendation Q.737.1 (1997): "Stage 3 description for additional information transfer supplementary services using Signalling System No. 7: User-to-user signalling (UUS)".
- ITU-T Recommendation Q.850 (1998): "Usage of cause and location in the Digital Subscriber Signalling System No. 1 and the Signalling System No. 7 ISDN User Part".
- IETF RFC 2046 (1996): "Multipurpose Internet Mail Extensions (MIME) Part Two: Media Types".
- IETF RFC 2327 (1998): "SDP: Session Description Protocol".
- IETF RFC 2806 (2000): "URLs for Telephone Calls".
- IETF RFC 3204 (2001): "MIME media types for ISUP and QSIG Objects".
- IETF RFC 3262 (2002): "Reliability of Provisional Responses in the Session Initiation Protocol (SIP)".
- IETF RFC 3264 (2002): "An Offer/Answer Model with the Session Description Protocol (SDP)".
- IETF RFC 3311 (2002): "The Session Initiation Protocol UPDATE Method".
- IETF RFC 3312 (2002): "Integration of Resource Management and Session Initiation Protocol (SIP)".
- IETF RFC 3323 (2002): "A Privacy Mechanism for the Session Initiation Protocol (SIP)".
- IETF RFC 3326 (2002): "The Reason Header Field for the Session Initiation Protocol".

History

Document history		
V1.0.0	April 2008	Publication