



**Core Network and Interoperability Testing (INT);
Network Integration Testing between SIP and
ISDN/PSTN network signalling protocols;
Part 5: Test Suite Structure and Test Purposes (TSS&TP)**

Reference

RTS/INT-00185

Keywords

IMS, ISDN, NIT, SIP

ETSI

650 Route des Lucioles
F-06921 Sophia Antipolis Cedex - FRANCE

Tel.: +33 4 92 94 42 00 Fax: +33 4 93 65 47 16

Siret N° 348 623 562 00017 - APE 7112B
Association à but non lucratif enregistrée à la
Sous-Préfecture de Grasse (06) N° w061004871

Important notice

The present document can be downloaded from:

<http://www.etsi.org/standards-search>

The present document may be made available in electronic versions and/or in print. The content of any electronic and/or print versions of the present document shall not be modified without the prior written authorization of ETSI. In case of any existing or perceived difference in contents between such versions and/or in print, the prevailing version of an ETSI deliverable is the one made publicly available in PDF format at www.etsi.org/deliver.

Users of the present document should be aware that the document may be subject to revision or change of status.

Information on the current status of this and other ETSI documents is available at

<https://portal.etsi.org/TB/ETSIDeliverableStatus.aspx>

If you find errors in the present document, please send your comment to one of the following services:

<https://portal.etsi.org/People/CommitteeSupportStaff.aspx>

If you find a security vulnerability in the present document, please report it through our
Coordinated Vulnerability Disclosure Program:

<https://www.etsi.org/standards/coordinated-vulnerability-disclosure>

Notice of disclaimer & limitation of liability

The information provided in the present deliverable is directed solely to professionals who have the appropriate degree of experience to understand and interpret its content in accordance with generally accepted engineering or other professional standard and applicable regulations.

No recommendation as to products and services or vendors is made or should be implied.

No representation or warranty is made that this deliverable is technically accurate or sufficient or conforms to any law and/or governmental rule and/or regulation and further, no representation or warranty is made of merchantability or fitness for any particular purpose or against infringement of intellectual property rights.

In no event shall ETSI be held liable for loss of profits or any other incidental or consequential damages.

Any software contained in this deliverable is provided "AS IS" with no warranties, express or implied, including but not limited to, the warranties of merchantability, fitness for a particular purpose and non-infringement of intellectual property rights and ETSI shall not be held liable in any event for any damages whatsoever (including, without limitation, damages for loss of profits, business interruption, loss of information, or any other pecuniary loss) arising out of or related to the use of or inability to use the software.

Copyright Notification

No part may be reproduced or utilized in any form or by any means, electronic or mechanical, including photocopying and microfilm except as authorized by written permission of ETSI.

The content of the PDF version shall not be modified without the written authorization of ETSI.

The copyright and the foregoing restriction extend to reproduction in all media.

© ETSI 2022.
All rights reserved.

Contents

Intellectual Property Rights	6
Foreword.....	6
Modal verbs terminology.....	6
1 Scope	7
2 References	8
2.1 Normative references	8
2.2 Informative references.....	11
3 Definition of terms, symbols and abbreviations.....	12
3.1 Terms.....	12
3.2 Symbols.....	14
3.3 Abbreviations	14
4 Void.....	16
5 Test Suite Structure (TSS).....	17
5.1 ISDN-ISDN	17
5.2 ISDN-PSTN	18
5.3 PSTN-ISDN	18
5.4 PES-ISDN	19
5.5 ISDN-PES	19
6 Test Purposes.....	19
6.1 Introduction	19
6.1.1 Test purpose naming convention	19
6.1.2 Source of test purpose definition	20
6.1.3 Test purpose structure	20
6.1.4 Test strategy.....	20
6.1.5 End-to-end performance objectives	20
6.2 Test Purposes.....	21
6.2.1 Test purposes for ISDN-ISDN, Basic call	21
6.2.1.1 Successful - Speech.....	21
6.2.1.2 Successful - UDI	40
6.2.1.3 Successful - Audio	52
6.2.1.4 Successful - UDI/TA.....	70
6.2.1.5 Unsuccessful- Speech.....	78
6.2.1.6 Unsuccessful - UDI.....	80
6.2.1.7 Unsuccessful- Audio.....	82
6.2.1.8 Unsuccessful - UDI-TA	84
6.2.2 Test purposes for ISDN-ISDN, Supplementary services	86
6.2.2.1 CLIP	86
6.2.2.2 CLIR	89
6.2.2.3 COLP	91
6.2.2.4 COLR.....	94
6.2.2.5 CUG	96
6.2.2.6 SUB.....	119
6.2.2.7 TP.....	120
6.2.2.8 UUS1i	121
6.2.2.9 UUS explicit.....	123
6.2.2.10 CONF.....	129
6.2.2.11 CFU.....	136
6.2.2.11.1 Signalling procedures at the coincident S and T reference point.....	136
6.2.2.11.2 Procedures for interworking with private ISDNs	147
6.2.2.12 CFB	184
6.2.2.12.1 Signalling procedures at the coincident S and T reference point.....	184
6.2.2.13 CFNR.....	185
6.2.2.13.1 Signalling procedures at the coincident S and T reference point.....	185

6.2.2.13.2	Procedures for interworking with private ISDNs	187
6.2.2.14	CD	187
6.2.2.15	FPH	191
6.2.2.16	MCID	191
6.2.2.17	3PTY	192
6.2.2.18	ECT	197
6.2.2.19	HOLD	203
6.2.2.20	CW	204
6.2.2.21	CCBS	205
6.2.2.22	CCNR	214
6.2.2.23	Comb	220
6.2.2.24	DDI	221
6.2.2.25	MSN	221
6.2.3	Test purposes for ISDN-ISDN, B-channel end-to-end performance	222
6.2.4	Test purposes for ISDN-PSTN, Basic call	223
6.2.4.1	Successful-Speech	223
6.2.4.2	Successful-Audio	225
6.2.4.3	Successful-UDI/TA	227
6.2.4.4	Unsuccessful-Speech	227
6.2.4.5	Unsuccessful-UDI	228
6.2.4.6	Unsuccessful-audio	229
6.2.4.7	Unsuccessful-UDI/TA	230
6.2.5	Test purposes for ISDN-PSTN, Supplementary services	235
6.2.5.1	CLIP	235
6.2.5.2	CLIR	236
6.2.5.3	COLP	237
6.2.5.4	COLR	238
6.2.5.5	CUG	238
6.2.5.6	CFU	239
6.2.5.6.1	Signalling procedures at the coincident S and T reference point	239
6.2.5.7	CFB	242
6.2.5.7.1	Signalling procedures at the coincident S and T reference point	242
6.2.5.7.2	Signalling procedures between ISDN-PSTN-PSTN	242
6.2.5.8	CFNR	243
6.2.5.8.1	Signalling procedures at the coincident S and T reference point	243
6.2.5.9	UUS1	245
6.2.5.10	CCBS	245
6.2.5.11	CCNR	248
6.2.5.12	ECT	251
6.2.5.13	HOLD	252
6.2.6	Test purposes for PSTN-ISDN, Basic call	253
6.2.6.1	Successful - PSTN	253
6.2.6.2	Unsuccessful - PSTN	254
6.2.7	Test purposes for PSTN-ISDN, Supplementary services	256
6.2.7.1	CLIP	256
6.2.7.2	CLIR	256
6.2.7.3	CFU	256
6.2.7.3.1	Signalling procedures between PSTN-ISDN-ISDN	256
6.2.7.3.2	Signalling procedures between PSTN-ISDN-PSTN	258
6.2.7.4	CFB	258
6.2.7.4.1	Signalling procedures between PSTN-ISDN-ISDN	258
6.2.7.4.2	Signalling procedures between PSTN-ISDN-PSTN	259
6.2.7.5	CFNR	260
6.2.7.5.1	Signalling procedures between PSTN-ISDN-ISDN	260
6.2.7.5.2	Signalling procedures between PSTN-ISDN-PSTN	260
6.2.7.6	MCID	261
6.2.7.7	CUG	261
6.2.7.8	CCBS	262
6.2.7.9	CCNR	263
6.2.7.10	DDI	264
6.2.7.11	ECT	264
6.2.7.12	HOLD	265

6.2.8	Test purposes for PES - ISDN, Basic call.....	266
6.2.8.1	Successful - PES	266
6.2.8.2	Unsuccessful - PES	268
6.2.9	Test purposes for PES-ISDN, Supplementary services	269
6.2.9.1	CLIP	269
6.2.9.2	CLIR	269
6.2.9.3	CFU	269
6.2.9.3.1	Signalling procedures between PES-ISDN-ISDN	269
6.2.9.3.2	Signalling procedures between PES-ISDN-PES	270
6.2.9.4	CFB	270
6.2.9.4.1	Signalling procedures between PES-ISDN-ISDN	270
6.2.9.4.2	Signalling procedures between PES-ISDN-PES	271
6.2.9.5	CFNR	272
6.2.9.5.1	Signalling procedures between PES-ISDN-ISDN	272
6.2.9.5.2	Signalling procedures between PES-ISDN-PES	272
6.2.9.6	MCID	273
6.2.9.7	CUG	273
6.2.9.8	CCBS	273
6.2.9.9	CCNR.....	275
6.2.9.10	DDI	276
6.2.9.11	ECT	276
6.2.9.12	HOLD	277
6.2.10	Test purposes for ISDN-PES, Basic call.....	278
6.2.10.1	Successful-Speech.....	278
6.2.10.2	Successful-Audio	280
6.2.10.3	Successful-UDI/TA.....	281
6.2.10.4	Unsuccessful-Speech.....	282
6.2.10.5	Unsuccessful-UDI.....	283
6.2.10.6	Unsuccessful-audio	283
6.2.10.7	Unsuccessful-UDI/TA.....	284
6.2.11	Test purposes for ISDN-PES, Supplementary services	290
6.2.11.1	CLIP	290
6.2.11.2	CLIR	291
6.2.11.3	COLP	292
6.2.11.4	COLR.....	292
6.2.11.5	CUG	293
6.2.11.6	CFU.....	294
6.2.11.6.1	Signalling procedures at the coincident S and T reference point.....	294
6.2.11.7	CFB	294
6.2.11.7.1	Signalling procedures at the coincident S and T reference point.....	294
6.2.11.8	CFNR	296
6.2.11.8.1	Signalling procedures at the coincident S and T reference point.....	296
6.2.11.9	UUS1.....	297
6.2.11.10	CCBS	298
6.2.11.11	CCNR.....	300
6.2.11.12	ECT	303
6.2.11.13	HOLD	304
Annex A (informative): Bibliography.....		306
History		308

Intellectual Property Rights

Essential patents

IPRs essential or potentially essential to normative deliverables may have been declared to ETSI. The declarations pertaining to these essential IPRs, if any, are publicly available for **ETSI members and non-members**, and can be found in ETSI SR 000 314: "*Intellectual Property Rights (IPRs); Essential, or potentially Essential, IPRs notified to ETSI in respect of ETSI standards*", which is available from the ETSI Secretariat. Latest updates are available on the ETSI Web server (<https://ipr.etsi.org/>).

Pursuant to the ETSI Directives including the ETSI IPR Policy, no investigation regarding the essentiality of IPRs, including IPR searches, has been carried out by ETSI. No guarantee can be given as to the existence of other IPRs not referenced in ETSI SR 000 314 (or the updates on the ETSI Web server) which are, or may be, or may become, essential to the present document.

Trademarks

The present document may include trademarks and/or tradenames which are asserted and/or registered by their owners. ETSI claims no ownership of these except for any which are indicated as being the property of ETSI, and conveys no right to use or reproduce any trademark and/or tradename. Mention of those trademarks in the present document does not constitute an endorsement by ETSI of products, services or organizations associated with those trademarks.

DECT™, **PLUGTESTS™**, **UMTS™** and the ETSI logo are trademarks of ETSI registered for the benefit of its Members. **3GPP™** and **LTE™** are trademarks of ETSI registered for the benefit of its Members and of the 3GPP Organizational Partners. **oneM2M™** logo is a trademark of ETSI registered for the benefit of its Members and of the oneM2M Partners. **GSM®** and the GSM logo are trademarks registered and owned by the GSM Association.

Foreword

This Technical Specification (TS) has been produced by ETSI Technical Committee Core Network and Interoperability Testing (INT).

The present document is part 5 of a multi-part deliverable covering Network Integration Testing between SIP and ISDN/PSTN network signalling protocols, as identified below:

- Part 1: "Test Suite Structure and Test Purposes (TSS&TP) for SIP-ISDN";
- Part 2: "Abstract Test Suite (ATS) and partial Protocol Implementation eXtra Information for Testing (PIXIT) proforma specification";
- Part 3: "Test Suite Structure and Test Purposes (TSS&TP) for SIP-SIP";
- Part 4: "Abstract Test Suite (ATS) and partial Protocol Implementation eXtra Information for Testing (PIXIT) proforma specification";
- Part 5: "Test Suite Structure and Test Purposes (TSS&TP)".**

Modal verbs terminology

In the present document "**shall**", "**shall not**", "**should**", "**should not**", "**may**", "**need not**", "**will**", "**will not**", "**can**" and "**cannot**" are to be interpreted as described in clause 3.2 of the [ETSI Drafting Rules](#) (Verbal forms for the expression of provisions).

"**must**" and "**must not**" are **NOT** allowed in ETSI deliverables except when used in direct citation.

1 Scope

The present document specifies the Test Suite Structure and Test Purposes (TSS&TP) for Network Integration Testing (NIT) to verify the overall compatibility of ISDN, non-ISDN (PSTN) and PES over the national or international SIP-I and SIP II NNI networks. The TSS&TP specification covers the procedures described in Recommendation ITU-T Q.1912.5 [35] or ETSI EN 383 001 [36], ETSI TS 129 163 [40] and Recommendation ITU-T Q.699 [24] or ETSI EN 300 899-1 [37]. For SIP and SDP specific terminology, the reference is ETSI TS 124 229 [i.17].

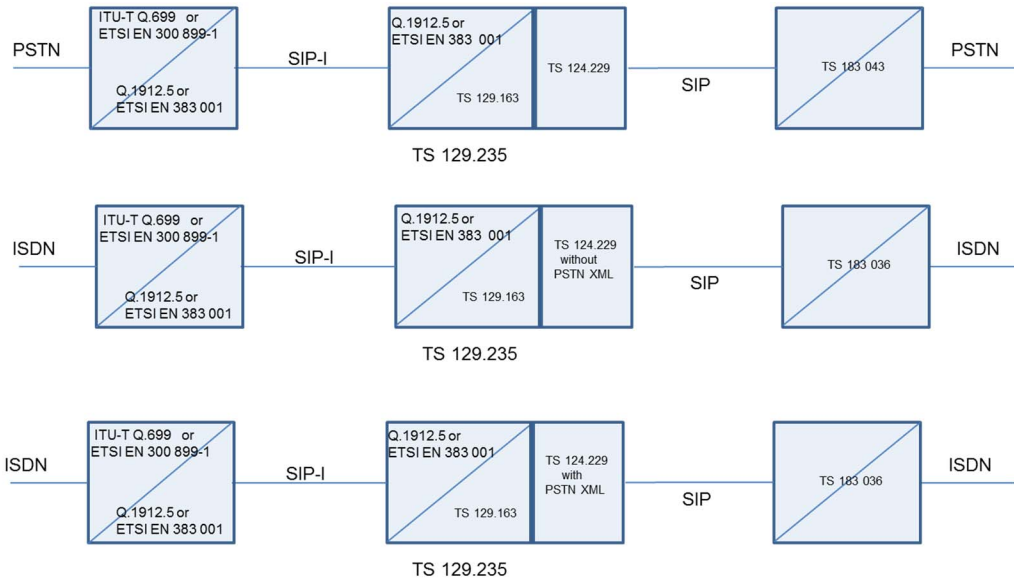


Figure 1: ISDN-ISDN and PSTN- PSTN inter-working testing architecture with SIP-I and ETSI TS 129 235 [i.18] based Interworking

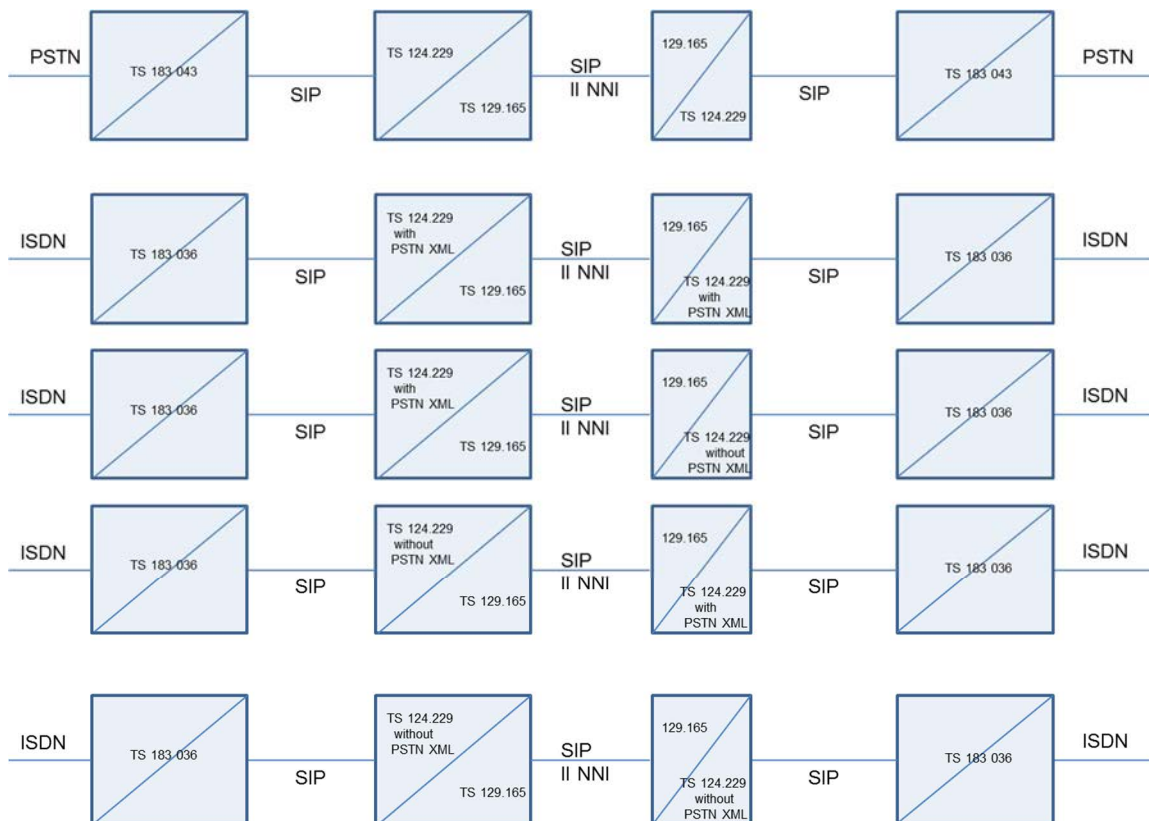


Figure 2: ISDN-ISDN and PSTN-PSTN inter-working testing architecture with SIP II NNI

2 References

2.1 Normative references

References are either specific (identified by date of publication and/or edition number or version number) or non-specific. For specific references, only the cited version applies. For non-specific references, the latest version of the referenced document (including any amendments) applies.

Referenced documents which are not found to be publicly available in the expected location might be found at <https://docbox.etsi.org/Reference>.

NOTE: While any hyperlinks included in this clause were valid at the time of publication, ETSI cannot guarantee their long term validity.

The following referenced documents are necessary for the application of the present document.

- [1] ETSI EN 300 403-1: "Integrated Services Digital Network (ISDN); Digital Subscriber Signalling System No. one (DSS1) protocol; Signalling network layer for circuit-mode basic call control; Part 1: Protocol specification [ITU-T Recommendation Q.931 (1993), modified]".
- [2] ETSI EN 300 267-1: "Integrated Services Digital Network (ISDN); Telephony 7 kHz, videotelephony, audiographic conference and videoconference teleservices; Digital Subscriber Signalling System No. one (DSS1) protocol; Part 1: Protocol specification".
- [3] ETSI EN 300 092-1: "Integrated Services Digital Network (ISDN); Calling Line Identification Presentation (CLIP) supplementary service; Digital Subscriber Signalling System No. one (DSS1) protocol; Part 1: Protocol specification".
- [4] ETSI EN 300 093-1: "Integrated Services Digital Network (ISDN); Calling Line Identification Restriction (CLIR) supplementary service; Digital Subscriber Signalling System No. one (DSS1) protocol; Part 1: Protocol specification".
- [5] ETSI EN 300 097-1: "Integrated Services Digital Network (ISDN); Connected Line Identification Presentation (COLP) supplementary service; Digital Subscriber Signalling System No. one (DSS1) protocol; Part 1: Protocol specification".
- [6] ETSI EN 300 098-1: "Integrated Services Digital Network (ISDN); Connected Line Identification Restriction (COLR) supplementary service; Digital Subscriber Signalling System No. one (DSS1) protocol; Part 1: Protocol specification".
- [7] ETSI EN 300 138-1: "Integrated Services Digital Network (ISDN); Closed User Group (CUG) supplementary service; Digital Subscriber Signalling System No. one (DSS1) protocol; Part 1: Protocol specification".
- [8] ETSI EN 300 061-1: "Integrated Services Digital Network (ISDN); Subaddressing (SUB) supplementary service; Digital Subscriber Signalling System No. one (DSS1) protocol; Part 1: Protocol specification".
- [9] ETSI EN 300 055-1: "Integrated Services Digital Network (ISDN); Terminal Portability (TP) supplementary service; Digital Subscriber Signalling System No. one (DSS1) protocol; Part 1: Protocol specification".
- [10] ETSI EN 300 286-1: "Integrated Services Digital Network (ISDN); User-to-User Signalling (UUS) supplementary service; Digital Subscriber Signalling System No. one (DSS1) protocol; Part 1: Protocol specification".
- [11] ETSI EN 300 185-1: "Integrated Services Digital Network (ISDN); Conference call, add-on (CONF) supplementary service; Digital Subscriber Signalling System No. one (DSS1) protocol; Part 1: Protocol specification".
- [12] ETSI EN 300 207-1: "Integrated Services Digital Network (ISDN); Diversion supplementary services; Digital Subscriber Signalling System No. One (DSS1); Part 1: Protocol specification".

- [13] ETSI EN 300 210-1: "Integrated Services Digital Network (ISDN); Freephone (FPH) supplementary service; Digital Subscriber Signalling System No. one (DSS1) protocol; Part 1: Protocol specification".
- [14] ETSI EN 300 130-1: "Integrated Services Digital Network (ISDN); Malicious Call Identification (MCID) supplementary service; Digital Subscriber Signalling System No. one (DSS1) protocol; Part 1: Protocol specification".
- [15] ETSI EN 300 188-1: "Integrated Services Digital Network (ISDN); Three-Party (3PTY) supplementary service; Digital Subscriber Signalling System No. one (DSS1) protocol; Part 1: Protocol specification".
- [16] ETSI EN 300 141-1: "Integrated Services Digital Network (ISDN); Call Hold (HOLD) supplementary service; Digital Subscriber Signalling System No. one (DSS1) protocol; Part 1: Protocol specification".
- [17] ETSI EN 300 058-1: "Integrated Services Digital Network (ISDN); Call Waiting (CW) supplementary service; Digital Subscriber Signalling System No. one (DSS1) protocol; Part 1: Protocol specification".
- [18] ETSI EN 300 356-1: "Integrated Services Digital Network (ISDN); Signalling System No.7 (SS7); ISDN User Part (ISUP) version 4 for the international interface; Part 1: Basic services [ITU-T Recommendations Q.761 to Q.764 (1999) modified]".
- [19] ETSI EN 300 369-1: "Integrated Services Digital Network (ISDN); Explicit Call Transfer (ECT) supplementary service; Digital Subscriber Signalling System No. one (DSS1) protocol; Part 1: Protocol specification".
- [20] ETSI EN 300 195-1: "Integrated Services Digital Network (ISDN); Digital Subscriber Signalling System No. one (DSS1) protocol; Supplementary service interactions; Part 1: Protocol specification".
- [21] ETSI EN 300 289: "Access and Terminals (AT); 64 kbit/s digital unrestricted leased line with octet integrity (D64U); Connection characteristics".
- [22] ETSI EN 300 097-1: "Integrated Services Digital Network (ISDN); Connected Line Identification Presentation (COLP) supplementary service; Digital Subscriber Signalling System No. one (DSS1) protocol; Part 1: Protocol specification".
- [23] Recommendation ITU-T Q.737.1: "Stage 3 description for additional information transfer supplementary services using Signalling System No. 7: User-to-user signalling (UUS)".
- [24] Recommendation ITU-T Q.699: "Interworking between ISDN access and non-ISDN access over ISDN User Part of Signalling System No. 7".
- [25] Recommendation ITU-T Q.734.2: "Stage 3 description for multiparty supplementary services using Signalling System No. 7: Three-party service".
- [26] ETSI EN 300 196-1: "Integrated Services Digital Network (ISDN); Generic functional protocol for the support of supplementary services; Digital Subscriber Signalling System No. one (DSS1) protocol; Part 1: Protocol specification".
- [27] ETSI EN 300 359-1: "Integrated Services Digital Network (ISDN); Completion of Calls to Busy Subscriber (CCBS) supplementary service; Digital Subscriber Signalling System No. one (DSS1) protocol; Part 1: Protocol specification".
- [28] ETSI EN 300 357: "Integrated Services Digital Network (ISDN); Completion of Calls to Busy Subscriber (CCBS) supplementary service; Service description".
- [29] ETSI EN 301 065-1: "Integrated Services Digital Network (ISDN); Completion of Calls on No Reply (CCNR) supplementary service; Digital Subscriber Signalling System No. one (DSS1) protocol; Part 1: Protocol specification".
- [30] ETSI EN 300 001: "Attachments to the Public Switched Telephone Network (PSTN); General technical requirements for equipment connected to an analogue subscriber interface in the PSTN".

- [31] ETSI ETS 300 648: "Public Switched Telephone Network (PSTN); Calling Line Identification Presentation (CLIP) supplementary service; Service description".
- [32] ETSI EN 300 659-1: "Access and Terminals (AT); Analogue access to the Public Switched Telephone Network (PSTN); Subscriber line protocol over the local loop for display (and related) services; Part 1: On-hook data transmission".
- [33] Recommendation ITU-T V.110: "Support by an ISDN of data terminal equipments with V-Series type interfaces".
- [34] Recommendation ITU-T X.30: "Support of X.21, X.21 bis and X.20 bis based Data Terminal Equipments (DTEs) by an Integrated Services Digital Network (ISDN)".
- [35] Recommendation ITU-T Q.1912.5: "Interworking between Session Initiation Protocol (SIP) and Bearer Independent Call Control Protocol or ISDN User Part".
- [36] ETSI EN 383 001 (V1.1.1): "Telecommunications and Internet converged Services and Protocols for Advanced Networking (TISPAN); Interworking between Session Initiation Protocol (SIP) and Bearer Independent Call Control (BICC) Protocol or ISDN User Part (ISUP) [ITU-T Recommendation Q.1912.5, modified]".
- [37] ETSI EN 300 899-1 (V1.1.2): "Integrated Services Digital Network (ISDN); Signalling System No.7; Interworking between ISDN User Part (ISUP) version 2 and Digital Subscriber Signalling System No. one (DSS1); Part 1: Protocol specification [ITU-T Recommendation Q.699, modified]".
- [38] Recommendation ITU-T Q.931 (05/98): "ISDN user-network interface layer 3 specification for basic call control".
- [39] Void.
- [40] ETSI TS 129 163: "Digital cellular telecommunications system (Phase 2+) (GSM); Universal Mobile Telecommunications System (UMTS); LTE; Interworking between the IP Multimedia (IM) Core Network (CN) subsystem and Circuit Switched (CS) networks (3GPP TS 29.163)".
- [41] ETSI TS 183 043: "Telecommunications and Internet converged Services and Protocols for Advanced Networking (TISPAN); IMS-based PSTN/ISDN Emulation; Stage 3 specification".
- [42] ETSI TS 183 036: "Core Network and Interoperability Testing (INT); ISDN/SIP interworking; Protocol specification".
- [43] Void.
- [44] ETSI TS 124 654: "Digital cellular telecommunications system (Phase 2+) (GSM); Universal Mobile Telecommunications System (UMTS); LTE; Closed User Group (CUG) using IP Multimedia (IM) Core Network (CN) subsystem, Protocol Specification (3GPP TS 24.654)".
- [45] ETSI TS 186 001-1 (V3.1.1) (2015-11): "Core Network and Interoperability Testing (INT); Network Integration Testing between SIP and ISDN/PSTN network signalling protocols; Part 1: Test Suite Structure and Test Purposes (TSS&TP) for SIP-ISDN".
- [46] ETSI EN 300 052-1 (V1.2.4) (1998-06): "Integrated Services Digital Network (ISDN); Multiple Subscriber Number (MSN) supplementary service; Digital Subscriber Signalling System No. one (DSS1) protocol; Part 1: Protocol specification".

2.2 Informative references

References are either specific (identified by date of publication and/or edition number or version number) or non-specific. For specific references, only the cited version applies. For non-specific references, the latest version of the referenced document (including any amendments) applies.

NOTE: While any hyperlinks included in this clause were valid at the time of publication, ETSI cannot guarantee their long term validity.

The following referenced documents are not necessary for the application of the present document but they assist the user with regard to a particular subject area.

- [i.1] ETSI ETS 300 103: "Integrated Services Digital Network (ISDN); Support of CCITT Recommendation X.21, X.21 bis and X.20 bis based Data Terminal Equipments (DTEs) by an ISDN Synchronous and asynchronous terminal adaptation functions".
- [i.2] Recommendation ITU-T G.821: "Error performance of an international digital connection operating at a bit rate below the primary rate and forming part of an Integrated Services Digital Network".
- [i.3] Recommendation ITU-T G.822 (1988): "Controlled slip rate objectives of an international digital connection".
- [i.4] Recommendation ITU-T O.152 (1992): "Error performance measuring equipment for bit rates of 64 kbit/s and $N \times 64$ kbit/s".
- [i.5] Recommendation ITU-T I.112 (1993): "Vocabulary and terms for ISDNs".
- [i.6] Recommendation ITU-T I.210 (1993): "Principles of the telecommunication services supported by an ISDN and the means to describe them".
- [i.7] Recommendation ITU-T E.164 (2010): "The international public telecommunication numbering plan".
- [i.8] ISO/IEC 9646-1: "Information Technology -- Open Systems Interconnection -- Conformance testing methodology and framework -- Part 1: General Concepts".
- [i.9] Recommendation ITU-T H.221: "Frame structure for a 64 to 1920 kbit/s channel in audiovisual teleservices".
- [i.10] Recommendation ITU-T G.711: "Pulse code modulation (PCM) of voice frequencies".
- [i.11] Recommendation ITU-T F.721: "Videotelephony teleservice for ISDN".
- [i.12] Recommendation ITU-T F.182 bis: "Guidelines for the support of the communication of documents using Group 3 facsimile between user terminals via public networks".
- [i.13] ISO/IEC 7776: "Information technology -- Telecommunications and information exchange between systems -- High-level data link control procedures -- Description of the X.25 LAPB-compatible DTE data link procedures".
- [i.14] ISO/IEC 8208: "Information technology -- Data communications -- X.25 Packet Layer Protocol for Data Terminal Equipment".
- [i.15] ETSI EG 201 018: "Integrated Services Digital Network (ISDN); Application of the Bearer Capability (BC), High Layer Compatibility (HLC) and Low Layer Compatibility (LLC) information elements by terminals supporting ISDN services".
- [i.16] Recommendation ITU-T H.242: "System for establishing communication between audiovisual terminals using digital channels up to 2 Mbit/s".
- [i.17] ETSI TS 124 229: "Digital cellular telecommunications system (Phase 2+) (GSM); Universal Mobile Telecommunications System (UMTS); LTE; IP multimedia call control protocol based on Session Initiation Protocol (SIP) and Session Description Protocol (SDP); Stage 3 (3GPP TS 24.229)".

- [i.18] ETSI TS 129 235: "Digital cellular telecommunications system (Phase 2+) (GSM); Universal Mobile Telecommunications System (UMTS); LTE; Interworking between SIP-I based circuit-switched core network and other networks (3GPP TS 29.235)".

3 Definition of terms, symbols and abbreviations

3.1 Terms

For the purposes of the present document, the following terms apply:

Definitions related to conformance testing

Abstract Test Suite (ATS): Refer to ISO/IEC 9646-1 [i.8].

Implementation Conformance Statement (ICS) proforma: Refer to ISO/IEC 9646-1 [i.8].

Implementation eXtra Information for Testing (IXIT) proforma: Refer to ISO/IEC 9646-1 [i.8].

Implementation Under Test (IUT): Refer to ISO/IEC 9646-1 [i.8].

ISDN number: number conforming to the numbering and structure specified in Recommendation ITU-T E.164 [i.7]

lower lester: Refer to ISO/IEC 9646-1 [i.8].

Point of Control and Observation: Refer to ISO/IEC 9646-1 [i.8].

Protocol Implementation Conformance Statement (PICS): Refer to ISO/IEC 9646-1 [i.8].

Protocol Implementation eXtra Information for Testing (PIXIT): Refer to ISO/IEC 9646-1 [i.8].

System Under Test (SUT): Refer to ISO/IEC 9646-1 [i.8].

Test Purpose: Refer to ISO/IEC 9646-1 [i.8].

Definitions related to ETSI EN 300 403-1 [1]

Integrated Services Digital Network (ISDN): See Recommendation ITU-T I.112 [i.5], clause 2.2, definition 308.

supplementary service: See Recommendation ITU-T I.210 [i.6], clause 2.4.

telecommunications service: See Recommendation ITU-T I.112 [i.5], clause 2.2, definition 201.

user: DSS1 protocol entity at the User side of the user-network interface where a T reference point or coincident S and T reference point applies

user (S/T): DSS1 protocol entity at the User side of the user-network interface where a coincident S and T reference point applies

user (T): DSS1 protocol entity at the User side of the user-network interface where a T reference point applies (User is the Private ISDN)

Definitions related to test purpose descriptions

BC = Recommendation ITU-T V.110 [33]/Recommendation ITU-T X.30 [34]: bearer capability information element with its information transfer capability set to "unrestricted digital information" and its user information layer 1 field set to "Recommendation ITU-T standardized rate adaption Recommendation ITU-T V.110 [33]/Recommendation ITU-T X.30 [34]", including sync/async and user rate values

BC = 3,1 kHz audio: bearer capability information element with its information transfer capability field set to "3,1 kHz Audio" and its user information layer one protocol field set to "G.711 [i.10] A-law"

BC = speech: bearer capability information element with its information transfer capability field set to "speech" and its user information layer one protocol field set to "G.711 [i.10] A-law"

BC = UDI: bearer capability information element with its information transfer capability set to "unrestricted digital information"

BC = UDI/TA: bearer capability information element with its information transfer capability set to "unrestricted digital information with tones/announcements" and its user information layer one protocol field set to "Recommendations ITU-T H.221 [i.9] and H.242 [i.16]"

CF active: call forwarding (U, B or NR) supplementary service is already activated with the address of user C

CUG default request: calling user does not include in the outgoing SETUP message an explicit request for the CUG supplementary service

eroded second: second with one or more bit errors

eroded seconds ratio: ratio of eroded seconds over all seconds within a specified measuring period, where neither are counted during unavailability periods

HLC = facsimile group 2/3: High Layer Compatibility information element with its high layer characteristics identification field set to "facsimile group 2/3 (Recommendation ITU-T F.182 bis [i.12])"

HLC = facsimile group 4: High Layer Compatibility information element with its high layer characteristics identification field set to "facsimile group 4 class 1"

HLC = telephony: High Layer compatibility information element with its high layer characteristics identification field set to "telephony"

HLC = telex: High Layer Compatibility information element with its high layer characteristics identification field set to "telex"

HLC = videotelephony_ic: High Layer Compatibility information element with its high layer characteristics identification field set to "videotelephony (Recommendation ITU-T F.721 [i.11])" and its extended audiovisual characteristics field set to "capability set of initial channel of Recommendation ITU-T H.221 [i.9]"

LLC = Recommendation ITU-T V.110 [33]/Recommendation ITU-T X.30 [34]: Low Layer compatibility information element with its user information layer 1 field indicating "Recommendation ITU-T standardized rate adaption Recommendation ITU-T V.110 [33]/Recommendation ITU-T X.30 [34]" and including sync/async and user rate values

LLC = telematic_term: Low Layer Compatibility information element with its user information layer 2 field indicating "ISO/IEC 7776 DTE-DTE [i.13] operation" and user information layer 3 field indicating "ISO/IEC 8208 [i.14]"

LLC = voice band data via modem: Low Layer Compatibility information element with its user information layer 1 field indicating a "modem type" coding

NPI = unknown: numbering plan identification forwarded to the served user coded as "unknown"

octet slip: slip of one complete octet

PI = PR: Presentation Indicator forwarded to the served user coded as "Presentation restricted"

PRBS = 211-1: pseudo random binary sequence according to Recommendation ITU-T O.152 [i.4] transmitted for two consecutive periods of 24 hours

NOTE: If an unavailability period of more than one hour occurred during the measuring period, it has to be extended accordingly.

severely eroded second: second where at least 0,1 % of the bits are eroded (corresponds to a one-second interval with a bit-error ratio worse than 1×10^{-3})

severely eroded seconds: ratio of severely eroded seconds over all seconds within a specified measuring period, where neither are counted during unavailability periods

SI = UPVP: Screening Indicator forwarded to the served user coded as "User-provided, verified and passed"

SI = NP: Screening Indicator forwarded to the served user coded as "Network provided"

slip: one or more extra or missing consecutive unit intervals in the bit stream

telephony 7 kHz fallback not allowed SETUP message: SETUP message containing a single BC = UDI/TA and a HLC = telephony

TON = international: type of number forwarded to the served user coded as "international"

TON = unknown: type of number forwarded to the served user coded as "unknown"

UI length = 32: length of the User information field of the User-user information element is 32 octets

unavailability period: period of time beginning at the first of 10 consecutive severely eroded seconds and ending immediately before the first following period of 10 consecutive seconds none of which are severely eroded

videotelephony fallback not allowed SETUP message: SETUP message containing a single BC = UDI/TA and a single HLC = videotelephony_ic

3.2 Symbols

Void.

3.3 Abbreviations

For the purposes of the present document, the following abbreviations apply:

3GPP	3 rd Generation Partnership Project
3PTY	Three-ParTY conference
AGCF	Access Gateway Control Function
AGW	Access Gateway
AS	Application Server
ATS	Abstract Test Suite
BC	Bearer Capability
BICC	Bearer Independent Call Control
CCBS	Completion of Calls to Busy Subscriber
CCBS-T	CCBS-T Request invoke component
CCNR	Completion of Calls on No Reply
CCNR-T	CCNR-T Request invoke component
CD	Call Deflection
CF	Call Forwarding
CFB	Call Forwarding Busy
CFNR	Call Forwarding No Response
CFU	Call Forwarding Unconditional
CLI	Calling Line Identity
CLIP	Calling Line Identification Presentation
CLIR	Calling Line Identification Restriction
CLIRp	CLIR temporary
CLIRt	CLIR temporary
CN	Comfort Noise
COLP	COConnected Line identification Presentation
COLR	COConnected Line identification Restriction
COLRp	COLR temporary
COLRt	COLR temporary
CONF	CONFeRence (add-on)
CR	Call Reference
CRx	Call Reference x

CRy	Call Reference y
CUG	Closed User Group
CW	Call Waiting
DDI	Direct Dialling In
Div	Diversion
DLE	Destination Local Exchange
DSS1	Digital Subscriber System No. 1
DTE	Data Terminal Equipment
DTMF	Dual Tone Multi Frequency
ECT	Explicit Call Transfer
EFR	Enhanced Full Rate
ESR	Eroded Seconds Ratio
FPH	FreePhone Service
FTAM	File Transfer Access & Management
GSM	Global System for Mobile communications
GVNS	Global Virtual Network Service
HLC	High Layer Compatibility
IA	Incoming Allowed
ICB	Incoming Call Baring
ICS	Implementation Conformance Statement
IE	Information Element
IMS	IP Multimedia Subsystem
IP	Internet Protocol
ISDN	Integrated Services Digital Network
ISUP	ISDN User Part
ITCC	International Telecommunication Charge Card
IUT	Implementation Under Test
IXIT	Implementation eXtra Information for Testing
kHz	Kilo Herz
LLC	Low Layer Compatibility
LPC	Linear Predictive Coding
LTE	Long Term Evolution
MCID	Malicious Call IDentification
MIME	Multipurpose Internet Mail Extensions
MSN	Multiple Subscriber Number
NA	Not Applicable
NDUB	Network-Defined User Busy
NGN	Next Generation Network
NIT	Network Integration Testing
NN	Nor Notifications
NNI	Network to Network Interface
NP	Network Provided
NPI	Numbering Plan Indicator
NR	Number
NSAP	Network Service Access Point
NTN	No Transmission of Numbers
NTN&N	No Transmission of Numbers and Notifications
NTN&NN	No Transmission of Numbers and Nor Notifications
OA	Outgoing Allowed
OAE	Outgoing Access, Explicit request required
OAI	Outgoing Access, Implicit outgoing access for all communications
OCB	Outgoing Called Baring
OLE	Originating Local Exchange
ONP	Open Network Provision
OSI	Open Systems Interconnection
PBX	Private Branch Exchange
PCMA	Pulse-Code-Modulation- A law
PCMU	Pulse-Code-Modulation- U law
PES	PSTN Emulation System
PI	Presentation Indicator
PICS	Protocol Implementation Conformance Statement
PIXIT	Protocol Implementation eXtra Information for Testing

PLMN	Public Land Mobile Network
PR	Presentation Restricted
PRBS	PseudoRandom Binary Sequence
PSTN	Public Switched Telephone Network
PT	Posture Transport
QCELP	Qualcomm Code-Excited Linear Prediction
QoS	Quality of Service
QSIG	Q interface Signalling protocol
REV	REVerse charging
S/T	S or T ISDN Interface
SDP	Session Description Protocol
SESR	Severely Eroded Seconds Ratio
SI	Screening Indicator
SIP	Session Initiation Protocol
SIP-I	Session Initiation Protocol - ISUP (SIP with encapsulated ISUP)
SUB	SUBaddressing
SUT	System Under Test
TA	Tones and Announcements
TC	Test Case
TDM	Time Division Multiplex
TISPAN	Telecoms & Internet converged Services & Protocols for Advanced Networks
TN	Transmission of Numbers
TN&N	Transmission of Numbers and Notifications
TON	Type Of Number
TP	Terminal Portability
TSS	Test Suite Structure
TSS&TP	Test Suite Structure and Test Purposes
TTCN	Testing and Test Control Notation
UDI	Unrestricted Digital Information
UDI/TA	Unrestricted Digital Information with Tone and Announcements
UDUB	User Determined User Busy
UE	User Equipment
UI	User Information
UMTS	Universal Mobile Telecommunications System
UPVP	User Provided Verified Passed
UUS	User-to-User Signalling
UUS1	UUS service 1
UUS2	UUS service 2
UUS3	UUS service 3
VA	VARIABLE
VGW	Voice Gateway
XML	eXtensible Markup Language

4 Void

5 Test Suite Structure (TSS)

5.1 ISDN-ISDN

ISDN-ISDN	Basic_Call (1)	Successful (1)	Speech	1101xx
			UDI	1102xx
			Audio	1103xx
			UDI-TA	1104xx
		Unsuccessful (2)	Speech	1201xx
			UDI	1202xx
			Audio	1203xx
			UDI-TA	1204xx
	Supplementary Services (2)		CLIP	2101xx
			CLIR	2102xx
			COLP	2103xx
			COLR	2104xx
			CUG	2105xx
			SUB	2106xx
			TP	2107xx
			UUS	2108xx
			CONF	2109xx
			CFU	2111xx
			CFB	2112xx
			CFNR	2113xx
			CD	2114xx
			FPH	2115xx
			MCID	2116xx
			3PTY	2117xx
			HOLD	2118xx
			CW	2119xx
			ECT	2120xx
			CCBS	2121xx
			CCNR	2122xx
			Comb	2123xx
			DDI	2124xx
			MSN	2125xx
	B-channel (3)	(0)	Speech	3001xx
			UDI	3002xx
			Audio	3003xx
			UDI-TA	3004xx

5.2 ISDN-PSTN

ISDN-PSTN	Basic_Call (4)	Successful (1)	Speech	4101xx
			Audio	4102xx
			UDI -TA	4103xx
		Unsuccessful (2)	Speech	4201xx
			UDI	4202xx
			Audio	4203xx
			UDI -TA	4204xx
	Supplementary Services (5)		CLIP	5101xx
			CLIR	5102xx
			COLP	5103xx
			COLR	5104xx
			CUG	5105xx
			CFU	5106xx
			CFB	5107xx
			CFNR	5108xx
			UUS1	5109xx
			CCBS	5110xx
			CCNR	5111xx
			ECT	5112xx
		HOLD	5113xx	

5.3 PSTN-ISDN

PSTN-ISDN	Basic_Call (6)	Successful (1)	6101xx	
		Unsuccessful (2)	6201xx	
	Supplementary Services (7)		CLIP	7101xx
			CLIR	7102xx
			CFU	7103xx
			CFB	7104xx
			CFNR	7105xx
			MCID	7106xx
			CUG	7107xx
			CCBS	7108xx
			CCNR	7109xx
			DDI	7110xx
			ECT	7111xx
			HOLD	7112xx

5.4 PES-ISDN

PES-ISDN	Basic_Call (8)	Successful (1)	8101xx
		Unsuccessful (2)	8201xx
	Supplementary Services (9)		CLIP 9101xx
			CLIR 9102xx
			CFU 9103xx
			CFB 9104xx
			CFNR 9105xx
			MCID 9106xx
			CUG 9107xx
			CCBS 9108xx
			CCNR 9109xx
			DDI 9110xx
			ECT 9111xx
		HOLD 9112xx	

5.5 ISDN-PES

ISDN-PES	Basic_Call (10)	Successful (1)	Speech 10101xx
			Audio 10102xx
		UDI -TA 10103xx	
	Supplementary Services (11)	Unsuccessful (2)	Speech 10201xx
			UDI 10202xx
			Audio 10203xx
			UDI -TA 10204xx
			CLIP 11101xx
			CLIR 11102xx
			COLP 11103xx
			COLR 11104xx
			CUG 11105xx
			CFU 11106xx
			CFB 11107xx
		CFNR 11108xx	
		UUS1 11109xx	
		CCBS 11110xx	
		CCNR 11111xx	
		ECT 11112xx	
		HOLD 11113xx	

6 Test Purposes

6.1 Introduction

6.1.1 Test purpose naming convention

For each test requirement a Test Purpose is defined.

The Test Purposes are identified by a six figure numbering scheme where the first figure identifies the Test Group, followed by a three figure number for subgroup and a two figures serial number, starting at 01, within each group/subgroup. Groups are organized according to the TSS. See table 1.

Table 1: Test Purpose Identifier naming convention scheme

Identifier:	TC <Test group > <Sub group> <nn>
<Test group>:	1 digit field representing group reference according to TSS
	1 = ISDN-ISDN/Basic_call
	2 = ISDN-ISDN/Supplementary_services
	3 = ISDN-ISDN/B-channel
	4 = ISDN-PSTN/Basic_call
	5 = ISDN-PSTN/Supplementary_services
	6 = PSTN-ISDN/Basic_call
	7 = PSTN-ISDN/Supplementary_services
<Subgroup>:	3 digit field representing sub group reference according to TSS
<nn>	= sequential number (01-99)

6.1.2 Source of test purpose definition

The Test Purposes are based on ETSI EN 300 403-1 [1] and the applicable standards for supplementary services.

6.1.3 Test purpose structure

The Test Purposes are formatted as tables using the format shown in table 2. The text in bold shows the text which is always present. The normal text provides explanation for each field.

Table 2: Format of a single Test Purpose

Identifier	ISDN reference to: ETSI EN 300 403-1 [1]	Other relevant references:
TSS reference:	Test Suite Structure reference	
Selection criteria:	The criteria necessary in order to select the test	
Test purpose:	Description of the test purpose	
Parameter values:	Values of parameters used for the test execution. For explanation of abbreviations see clause 3.3	
Comments:		

6.1.4 Test strategy

As the base standards contained no explicit requirements for testing, the Test Purposes were generated as a result of an analysis of the base standards and PICS. The criteria applied included the following:

- only the requirements from the point of view of the T or coincident S and T reference point are considered;
- whether or not a test case can be built from the Test Purpose is not considered.

6.1.5 End-to-end performance objectives

Recommendation ITU-T G.821 [i.2] defines performance objectives to be met for each direction of a $N \times 64$ kbit/s ($1 \leq N < 32$) circuit-switched connection used for voice or data-type traffic. The Recommendation ITU-T G.821 [i.2] error performance objectives for international ISDN connections are presented in table 3. A measuring period of one month is suggested as a reference.

Table 3: Recommendation ITU-T G.821 [i.2] error performance objectives

Performance parameter	Objective
SESR	Fewer than 0,2 % of one-second intervals to have a bit-error ratio worse than 1×10^{-3}
ESR	Fewer than 8 % of one-second intervals to have any errors

ETSI EN 300 289 [21] specifies the technical requirements (and test principles) for the connection characteristics of ONP 64 kbit/s digital unrestricted leased lines with octet integrity. The end-to-end performance objectives are derived from Recommendation ITU-T G.821 [i.2]: the test values have been transformed to fit a measuring period of 24 hours instead of one month, taking also in consideration the circuit configurations relevant for Europe (see ETSI EN 300 289 [21], annex B).

For the ISDN bearer services "unrestricted digital information" and "unrestricted digital information with tones/announcements", the connection characteristics of the B-channel established between users may be considered equivalent in service to a ONP 64 kbit/s Digital Unrestricted leased line (D64U), because the ISDN circuit connection provides equivalent access to the full digital bit rate of 64 kbit/s with no restrictions on the binary content, using network timing for both directions of the transmission. For those bearer services, for the performance of the end-to-end B-channel connection, it is proposed to adopt the performance objectives defined in ETSI EN 300 289 [21] and presented in table 4, using a 24 hours measurement period.

Table 4: B-channel performance objectives

Error parameters	Value
Octet slip	5 per 24 hours period
Eroded seconds	5 324 per 24 hours period
Severely eroded seconds	105 per 24 hours period

Octet slip

Requirement: For at least one of two consecutive periods of 24 hours the number of octet slips shall be less than 5 (slips other than octet slips are considered as errors).

NOTE 1: This requirement is based on Recommendation ITU-T G.822 [i.3], clause 2 and table 1.

Eroded seconds

Requirement: For at least one of two consecutive 24 hours measuring periods the number of eroded seconds shall be less than 5 324.

NOTE 2: This 24 hours test limit corresponds to a mean eroded seconds ratio of $6,4 \times 10^{-2}$.

Severely eroded seconds

Requirement: For at least one of two consecutive 24 hours measuring periods the number of severely eroded seconds shall be less than 105.

NOTE 3: This 24 hours test limit corresponds to a mean severely eroded seconds ratio of $1,5 \times 10^{-3}$.

6.2 Test Purposes

6.2.1 Test purposes for ISDN-ISDN, Basic call

6.2.1.1 Successful - Speech

110101	ISDN ref. to: ETSI EN 300 403-1 [1], clauses 5.1 and 5.2 Recommendation ITU-T Q.931 [38], clauses 5.1 and 5.2	Other relevant references: ETSI EN 300 899-1 [37], clauses 2.1.1 and 3.1.1 Recommendation ITU-T Q.699 [24], clauses 2.1.1 and 3.1.1 Recommendation ITU-T Q.1912.5 [35], clauses 6.2 and 7.1 ETSI EN 383 001 [36], clauses 7.1 and 6.2 ETSI TS 129 163 [40], clauses 7.2.3.1 and 7.2.3.2 ETSI TS 183 036 [42], clauses 5.1.1 and 5.1.2 ETSI TS 183 043 [41], clause 5.2.7
TSS reference:	ISDN-ISDN/Basic_call/Successful/Speech/110101	
Selection criteria:	PSTN XML and early media are supported from the calling and called AGW/VGW	
Test purpose:	Ensure that call establishment using en-bloc sending is performed correctly. The called party IE shall be correctly delivered to the called user (e.g. DDI, MSN)	

ISDN Parameter values calling user:	SETUP: BC = speech, no HLC CALL PROCEEDING: ALERTING: PI#8
ISDN Parameter values called user:	SETUP: BC = speech, no HLC
Comments:	Numbering options <ul style="list-style-type: none"> • only subscriber number (Type of Number =unknown) "0"+area code + subscriber number (Type of Number=unknown) "00"+ country code "+area code + subscriber number (Type of Number=unknown) • only subscriber number (Type of Number=subscriber) "0"+area code + subscriber number (Type of Number=subscriber) "00"+ country code "+area code + subscriber number (Type of Number=subscriber) • area code + subscriber number (Type of Number=national) country code + area code + subscriber number (Type of Number=international)

110101A	ISDN reference to: ETSI EN 300 403-1 [1], clauses 5.1 and 5.2 Recommendation ITU-T Q.931 [38], clauses 5.1 and 5.2	Other relevant references: ETSI EN 300 899-1 [37], clauses 2.1.1 and 3.1.1 Recommendation ITU-T Q.699 [24], clauses 2.1.1 and 3.1.1 Recommendation ITU-T Q.1912.5 [35], clauses 6.2 and 7.1 ETSI EN 383 001 [36], clauses 7.1 and 6.2 ETSI TS 129 163 [40], clauses 7.2.3.1 and 7.2.3.2 ETSI TS 183 036 [42], clauses 5.1.1 and 5.1.2 ETSI TS 183 043 [41], clause 5.2.7
TSS reference:	ISDN-ISDN/Basic_call/Successful/Speech/110101A	
Selection criteria:	PSTN XML and early media are not supported from the called AGW/VGW	
Test purpose:	Ensure that call establishment using en-bloc sending is performed correctly. The called party IE shall be correctly delivered to the called user (e.g. DDI, MSN)	
ISDN Parameter values calling user:	SETUP: BC = speech, no HLC CALL PROCEEDING: ALERTING: PI#1 ("Call is not end-to-end ISDN: further call progress information may be available in-band") CONNECT:	
ISDN Parameter values called user:	SETUP: BC = 3,1 kHz audio; PI#1 ("Call is not end-to-end ISDN: further call progress information may be available in-band")	
Comments:		

110101B	ISDN reference to: ETSI EN 300 403-1 [1], clauses 5.1 and 5.2 Recommendation ITU-T Q.931 [38], clauses 5.1 and 5.2	Other relevant references: ETSI EN 300 899-1 [37], clauses 2.1.1 and 3.1.1 Recommendation ITU-T Q.699 [24], clauses 2.1.1 and 3.1.1 Recommendation ITU-T Q.1912.5 [35], clauses 6.2 and 7.1 ETSI EN 383 001 [36], clauses 7.1 and 6.2 ETSI TS 129 163 [40], clauses 7.2.3.1 and 7.2.3.2 ETSI TS 183 036 [42], clauses 5.1.1 and 5.1.2 ETSI TS 183 043 [41], clause 5.2.7
TSS reference:	ISDN-ISDN/Basic_call/Successful/Speech/110101B	
Selection criteria:	PSTN XML and early media are not supported from the calling AGW/VGW	
Test purpose:	Ensure that call establishment using en-bloc sending is performed correctly. The called party IE shall be correctly delivered to the called user (e.g. DDI, MSN)	
ISDN Parameter values calling user:	SETUP: BC = speech, no HLC CALL PROCEEDING: PI#1 ("Call is not end-to-end ISDN: further call progress information may be available in-band") ALERTING: PI#8	
ISDN Parameter values called user:	SETUP: BC = 3,1 kHz audio; PI#1 ("Call is not end-to-end ISDN: further call progress information may be available in-band")	
Comments:		

110102	ISDN reference to: ETSI EN 300 403-1 [1], clauses 5.1 and 5.2 Recommendation ITU-T Q.931 [38], clauses 5.1 and 5.2	Other relevant references: ETSI EN 300 899-1 [37], clauses 2.1.1 and 3.1.1 Recommendation ITU-T Q.699 [24], clauses 2.1.1 and 3.1.1 Recommendation ITU-T Q.1912.5 [35], clauses 6.2 and 7.1 ETSI EN 383 001 [36], clauses 7.1 and 6.2 ETSI TS 129 163 [40], clauses 7.2.3.1 and 7.2.3.2 ETSI TS 183 036 [42], clauses 5.1.1 and 5.1.2 ETSI TS 183 043 [41], clause 5.2.7
TSS reference:	ISDN-ISDN/Basic_call/Successful/Speech/110102	
Selection criteria:	PSTN XML and early media are supported from the calling and called AGW/VGW	
Test purpose:	Ensure that call establishment using overlap sending is performed correctly. The called party IE shall be correctly delivered to the called user (e.g. DDI, MSN)	
ISDN Parameter values calling user:	SETUP: BC = speech, no HLC; ALERTING: PI#8	
ISDN Parameter values called user:	SETUP:BC = speech ALERTING:	
Comments:		

110102A	ISDN reference to: ETSI EN 300 403-1 [1], clauses 5.1 and 5.2 Recommendation ITU-T Q.931 [38], clauses 5.1 and 5.2	Other relevant references: ETSI EN 300 899-1 [37], clauses 2.1.1 and 3.1.1 Recommendation ITU-T Q.699 [24], clauses 2.1.1 and 3.1.1 Recommendation ITU-T Q.1912.5 [35], clauses 6.2 and 7.1 ETSI EN 383 001 [36], clauses 7.1 and 6.2 ETSI TS 129 163 [40], clauses 7.2.3.1 and 7.2.3.2 ETSI TS 183 036 [42], clauses 5.1.1 and 5.1.2 ETSI TS 183 043 [41], clause 5.2.7
TSS reference:	ISDN-ISDN/Basic_call/Successful/Speech/110102A	
Selection criteria:	PSTN XML and early media are not supported from the called AGW/VGW	
Test purpose:	Ensure that call establishment using overlap sending is performed correctly. The called party IE shall be correctly delivered to the called user (e.g. DDI, MSN)	
ISDN Parameter values calling user:	SETUP: BC = speech, no HLC ALERTING: PI#1 ("Call is not end-to-end ISDN: further call progress information may be available in-band"); CONNECT	
ISDN Parameter values called user:	BC = 3,1 kHz audio; PI#1 ("Call is not end-to-end ISDN: further call progress information may be available in-band") ALERTING: CONNECT:	
Comments:		

110102B	ISDN reference to: ETSI EN 300 403-1 [1], clauses 5.1 and 5.2 Recommendation ITU-T Q.931 [38], clauses 5.1 and 5.2	Other relevant references: ETSI EN 300 899-1 [37], clauses 2.1.1 and 3.1.1 Recommendation ITU-T Q.699 [24], clauses 2.1.1 and 3.1.1 Recommendation ITU-T Q.1912.5 [35], clauses 6.2 and 7.1 ETSI EN 383 001 [36], clauses 7.1 and 6.2 ETSI TS 129 163 [40], clauses 7.2.3.1 and 7.2.3.2 ETSI TS 183 036 [42], clauses 5.1.1 and 5.1.2 ETSI TS 183 043 [41], clause 5.2.7
TSS reference:	ISDN-ISDN/Basic_call/Successful/Speech/110102B	
Selection criteria:	PSTN XML and early media are not supported from the calling AGW/VGW	
Test purpose:	Ensure that call establishment using overlap sending is performed correctly. The called party IE shall be correctly delivered to the called user (e.g. DDI, MSN)	
ISDN Parameter values calling user:	SETUP: BC = speech, no HLC CALL PROCEEDING: PI#1 ("Call is not end-to-end ISDN: further call progress information may be available in-band"); ALERTING: PI#8	
ISDN Parameter values called user:	SETUP: BC = 3,1 kHz audio; PI#1 ("Call is not end-to-end ISDN: further call progress information may be available in-band") ALERTING: CONNECT:	
Comments:		

110102C	ISDN reference to: ETSI EN 300 403-1 [1], clauses 5.1 and 5.2 Recommendation ITU-T Q.931 [38], clauses 5.1 and 5.2	Other relevant references: ETSI EN 300 899-1 [37], clauses 2.1.1 and 3.1.1 Recommendation ITU-T Q.699 [24], clauses 2.1.1 and 3.1.1 Recommendation ITU-T Q.1912.5 [35], clauses 6.2 and 7.1 ETSI EN 383 001 [36], clauses 7.1 and 6.2 ETSI TS 129 163 [40], clauses 7.2.3.1 and 7.2.3.2 ETSI TS 183 036 [42], clauses 5.1.1 and 5.1.2 ETSI TS 183 043 [41], clause 5.2.7
TSS reference:	ISDN-ISDN/Basic_call/Successful/Speech/110102C	
Selection criteria:	PSTN XML and early media are not supported from the called AGW/VGW	
Test purpose:	Ensure that call establishment is performed correctly when the called user is using overlap to En-bloc conversion. The called party IE shall be correctly delivered to the called user (e.g. DDI, MSN)	
ISDN Parameter values calling user:	SETUP: BC = speech, no HLC CALL PROCEEDING: ALERTING: PI#1 ("Call is not end-to-end ISDN: further call progress information may be available in-band")	
ISDN Parameter values called user:	SETUP: BC = 3,1 kHz audio; PI#1 ("Call is not end-to-end ISDN: further call progress information may be available in-band") ALERTING:	
Comments:		

110103	ISDN reference to: ETSI EN 300 403-1 [1], clauses 5.1 and 5.2 Recommendation ITU-T Q.931 [38], clauses 5.1 and 5.2	Other relevant references: ETSI EN 300 899-1 [37], clauses 2.1.1 and 3.1.1 Recommendation ITU-T Q.699 [24], clauses 2.1.1 and 3.1.1 Recommendation ITU-T Q.1912.5 [35], clauses 6.2 and 7.1 ETSI EN 383 001 [36], clauses 7.1 and 6.2 ETSI TS 129 163 [40], clauses 7.2.3.1 and 7.2.3.2 ETSI TS 183 036 [42], clauses 5.1.1 and 5.1.2 ETSI TS 183 043 [41], clause 5.2.7
TSS reference:	ISDN-ISDN/Basic_call/Successful/Speech/110103	
Selection criteria:	PSTN XML and early media are supported from the calling and called AGW/VGW	
Test purpose:	Ensure that the call clearing procedure is performed correctly when the calling user clears after answer	
ISDN Parameter values calling user:	SETUP: BC = speech, no HLC ALERTING: PI#8 CONNECT: DISC: PI#16	
ISDN Parameter values called user:	SETUP: BC = speech, no HLC ALERTING: CONNECT: DISC: PI#16	
Comments:		

110103A	ISDN reference to: ETSI EN 300 403-1 [1], clauses 5.1 and 5.2 Recommendation ITU-T Q.931 [38], clauses 5.1 and 5.2	Other relevant references: ETSI EN 300 899-1 [37], clauses 2.1.1 and 3.1.1 Recommendation ITU-T Q.699 [24], clauses 2.1.1 and 3.1.1 Recommendation ITU-T Q.1912.5 [35], clauses 6.2 and 7.1 ETSI EN 383 001 [36], clauses 7.1 and 6.2 ETSI TS 129 163 [40], clauses 7.2.3.1 and 7.2.3.2 ETSI TS 183 036 [42], clauses 5.1.1 and 5.1.2 ETSI TS 183 043 [41], clause 5.2.7
TSS reference:	ISDN-ISDN/Basic_call/Successful/Speech/110103A	
Selection criteria:	PSTN XML and early media are not supported from the called AGW/VGW	
Test purpose:	Ensure that the call clearing procedure is performed correctly when the calling user clears after answer	
ISDN Parameter values calling user:	SETUP: BC = speech, no HLC ALERTING: PI#8; PI#1 ("Call is not end-to-end ISDN: further call progress information may be available in-band") CONNECT: DISC: PI#16	
ISDN Parameter values called user:	SETUP: BC = 3,1 kHz audio; PI#1 ("Call is not end-to-end ISDN: further call progress information may be available in-band") CONNECT: DISC: PI#16	
Comments:		

110103B	ISDN reference to: ETSI EN 300 403-1 [1], clauses 5.1 and 5.2 Recommendation ITU-T Q.931 [38], clauses 5.1 and 5.2	Other relevant references: ETSI EN 300 899-1 [37], clauses 2.1.1 and 3.1.1 Recommendation ITU-T Q.699 [24], clauses 2.1.1 and 3.1.1 Recommendation ITU-T Q.1912.5 [35], clauses 6.2 and 7.1 ETSI EN 383 001 [36], clauses 7.1 and 6.2 ETSI TS 129 163 [40], clauses 7.2.3.1 and 7.2.3.2 ETSI TS 183 036 [42], clauses 5.1.1 and 5.1.2 ETSI TS 183 043 [41], clause 5.2.7
TSS reference:	ISDN-ISDN/Basic_call/Successful/Speech/110103B	
Selection criteria:	PSTN XML and early media are not supported from the calling AGW/VGW	
Test purpose:	Ensure that the call clearing procedure is performed correctly when the calling user clears after answer	
ISDN Parameter values calling user:	SETUP: BC = speech, no HLC CALL PROCEEDING: PI#1 ("Call is not end-to-end ISDN: further call progress information may be available in-band") PI#8 DISC#16	
ISDN Parameter values called user:	SETUP: BC = 3,1 kHz audio; PI#1 ("Call is not end-to-end ISDN: further call progress information may be available in-band") ALERTING: CONNECT: DISC#16	
Comments:		

110104	ISDN reference to: ETSI EN 300 403-1 [1], clauses 5.1 and 5.2 Recommendation ITU-T Q.931 [38], clauses 5.1 and 5.2	Other relevant references: ETSI EN 300 899-1 [37], clauses 2.1.1 and 3.1.1 Recommendation ITU-T Q.699 [24], clauses 2.1.1 and 3.1.1 Recommendation ITU-T Q.1912.5 [35], clauses 6.2 and 7.1 ETSI EN 383 001 [36], clauses 7.1 and 6.2 ETSI TS 129 163 [40], clauses 7.2.3.1 and 7.2.3.2 ETSI TS 183 036 [42], clauses 5.1.1 and 5.1.2 ETSI TS 183 043 [41], clause 5.2.7
TSS reference:	ISDN-ISDN/Basic_call/Successful/Speech/110104	
Selection criteria:	PSTN XML and early media are supported from the calling and called AGW/VGW	
Test purpose:	Ensure that the call clearing procedure is performed correctly when the called user clears after answer	
ISDN Parameter values calling user:	SETUP: BC = speech, no HLC ALERTING: PI#8 CONNECT: DISC#16	
ISDN Parameter values called user:	SETUP:BC = speech ALERTING: CONNECT: DISC#16	
Comments:		

110104A	ISDN reference to: ETSI EN 300 403-1 [1], clauses 5.1 and 5.2 Recommendation ITU-T Q.931 [38], clauses 5.1 and 5.2	Other relevant references: ETSI EN 300 899-1 [37], clauses 2.1.1 and 3.1.1 Recommendation ITU-T Q.699 [24], clauses 2.1.1 and 3.1.1 Recommendation ITU-T Q.1912.5 [35], clauses 6.2 and 7.1 ETSI EN 383 001 [36], clauses 7.1 and 6.2 ETSI TS 129 163 [40], clauses 7.2.3.1 and 7.2.3.2 ETSI TS 183 036 [42], clauses 5.1.1 and 5.1.2 ETSI TS 183 043 [41], clause 5.2.7
TSS reference:	ISDN-ISDN/Basic_call/Successful/Speech/110104A	
Selection criteria:	PSTN XML and early media are not supported from the called AGW/VGW	
Test purpose:	Ensure that the call clearing procedure is performed correctly when the called user clears after answer	
ISDN Parameter values calling user:	SETUP: BC = speech, no HLC ALERTING: PI#1 ("Call is not end-to-end ISDN: further call progress information may be available in-band") CONNECT: DISC#16	
ISDN Parameter values called user:	SETUP:BC = 3,1 kHz audio; PI#1 ("Call is not end-to-end ISDN: further call progress information may be available in-band") ALERTING: CONNECT: DISC#16	
Comments:		

110104B	ISDN reference to: ETSI EN 300 403-1 [1], clauses 5.1 and 5.2 Recommendation ITU-T Q.931 [38], clauses 5.1 and 5.2	Other relevant references: ETSI EN 300 899-1 [37], clauses 2.1.1 and 3.1.1 Recommendation ITU-T Q.699 [24], clauses 2.1.1 and 3.1.1 Recommendation ITU-T Q.1912.5 [35], clauses 6.2 and 7.1 ETSI EN 383 001 [36], clauses 7.1 and 6.2 ETSI TS 129 163 [40], clauses 7.2.3.1 and 7.2.3.2 ETSI TS 183 036 [42], clauses 5.1.1 and 5.1.2 ETSI TS 183 043 [41], clause 5.2.7
TSS reference:	ISDN-ISDN/Basic_call/Successful/Speech/110104B	
Selection criteria:	PSTN XML and early media are not supported from the calling AGW/VGW	
Test purpose:	Ensure that the call clearing procedure is performed correctly when the called user clears after answer	
ISDN Parameter values calling user:	SETUP: BC = speech, no HLC; CALL PROCEEDING: PI#1 ("Call is not end-to-end ISDN: further call progress information may be available in-band") ALERTING: PI#8 CONNECT: DISC#16	
ISDN Parameter values called user:	SETUP:BC = 3,1 kHz audio; PI#1 ("Call is not end-to-end ISDN: further call progress information may be available in-band") ALERTING: CONNECT: DISC#16	
Comments:		

110105	ISDN reference to: ETSI EN 300 403-1 [1], clauses 5.1 and 5.2 Recommendation ITU-T Q.931 [38], clauses 5.1 and 5.2	Other relevant references: ETSI EN 300 899-1 [37], clauses 2.1.1 and 3.1.1 Recommendation ITU-T Q.699 [24], clauses 2.1.1 and 3.1.1 Recommendation ITU-T Q.1912.5 [35], clauses 6.2 and 7.1 ETSI EN 383 001 [36], clauses 7.1 and 6.2 ETSI TS 129 163 [40], clauses 7.2.3.1 and 7.2.3.2 ETSI TS 183 036 [42], clauses 5.1.1 and 5.1.2 ETSI TS 183 043 [41], clause 5.2.7
TSS reference:	ISDN-ISDN/Basic_call/Successful/Speech/110105	
Selection criteria:	Telephony 3,1 kHz teleservice; PSTN XML and early media are supported from the calling and called AGW/VGW En-block	
Test purpose:	Support of telephony 3,1 kHz teleservice: Ensure that the HLC information is transported transparently through the network and correctly delivered to the called user	
ISDN Parameter values calling user:	SETUP:BC = speech, HLC = telephony CALL PROCEEDING ALERTING: PI#8	
ISDN Parameter values called user:	SETUP:BC = speech, HLC = telephony ALERTING:	
Comments:		

110105A	ISDN reference to: ETSI EN 300 403-1 [1], clauses 5.1 and 5.2 Recommendation ITU-T Q.931 [38], clauses 5.1 and 5.2	Other relevant references: ETSI EN 300 899-1 [37], clauses 2.1.1 and 3.1.1 Recommendation ITU-T Q.699 [24], clauses 2.1.1 and 3.1.1 Recommendation ITU-T Q.1912.5 [35], clauses 6.2 and 7.1 ETSI EN 383 001 [36], clauses 7.1 and 6.2 ETSI TS 129 163 [40], clauses 7.2.3.1 and 7.2.3.2 ETSI TS 183 036 [42], clauses 5.1.1 and 5.1.2 ETSI TS 183 043 [41], clause 5.2.7
TSS reference:	ISDN-ISDN/Basic_call/Successful/Speech/110105A	
Selection criteria:	Telephony 3,1 kHz teleservice; PSTN XML and early media are not supported from the called AGW/VGW En-block	
Test purpose:	Support of telephony 3,1 kHz teleservice. The HLC information is not transported transparently through the network	
ISDN Parameter values calling user:	SETUP: BC = speech, HLC = telephony CALL PROCEEDING: ALERTING: PI#1 ("Call is not end-to-end ISDN: further call progress information may be available in-band"); PI#8 CONNECT:	
ISDN Parameter values called user:	SETUP:BC = 3,1 kHz audio; ("Call is not end-to-end ISDN: further call progress information may be available in-band"); HLC	
Comments:		

110105B	ISDN reference to: ETSI EN 300 403-1 [1], clauses 5.1 and 5.2 Recommendation ITU-T Q.931 [38], clauses 5.1 and 5.2	Other relevant references: ETSI EN 300 899-1 [37], clauses 2.1.1 and 3.1.1 Recommendation ITU-T Q.699 [24], clauses 2.1.1 and 3.1.1 Recommendation ITU-T Q.1912.5 [35], clauses 6.2 and 7.1 ETSI EN 383 001 [36], clauses 7.1 and 6.2 ETSI TS 129 163 [40], clauses 7.2.3.1 and 7.2.3.2 ETSI TS 183 036 [42], clauses 5.1.1 and 5.1.2 ETSI TS 183 043 [41], clause 5.2.7
TSS reference:	ISDN-ISDN/Basic_call/Successful/Speech/110105B	
Selection criteria:	Telephony 3,1 kHz teleservice; PSTN XML and early media are not supported from the calling AGW/VGW En-block	
Test purpose:	Support of telephony 3,1 kHz teleservice. The HLC information is not transported transparently through the network	
ISDN Parameter values calling user:	SETUP: BC = speech, HLC = telephony CALL PROCEEDING PI#1 ("Call is not end-to-end ISDN: further call progress information may be available in-band") ALERTING: PI#8	
ISDN Parameter values called user:	SETUP:BC = 3,1 kHz audio; PI#1 ("Call is not end-to-end ISDN: further call progress information may be available in-band")	
Comments:		

110106	ISDN reference to: ETSI EN 300 403-1 [1], clauses 5.1 and 5.2 Recommendation ITU-T Q.931 [38], clauses 5.1 and 5.2	Other relevant references: ETSI EN 300 899-1 [37], clauses 2.1.1 and 3.1.1 Recommendation ITU-T Q.699 [24], clauses 2.1.1 and 3.1.1 Recommendation ITU-T Q.1912.5 [35], clauses 6.2 and 7.1 ETSI EN 383 001 [36], clauses 7.1 and 6.2 ETSI TS 129 163 [40], clauses 7.2.3.1 and 7.2.3.2 ETSI TS 183 036 [42], clauses 5.1.1 and 5.1.2 ETSI TS 183 043 [41], clause 5.2.7
TSS reference:	ISDN-ISDN/Basic_call/Successful/Speech/110106	
Selection criteria:	Telephony 3,1 kHz teleservice; PSTN XML and early media are supported from the calling and called AGW/VGW En-block	
Test purpose:	To verify that progress indicator information PI#2 included in the ISDN - ALERT message can be transported correctly to the calling user	
Parameter values calling side:	SETUP: BC = speech HLC = telephony CALL PROCEEDING: ALERTING: PI#2"destination address is non-ISDN"	
Parameter values called side:	SETUP: BC = speech HLC = telephony ALERTING: PI#2"destination address is non-ISDN"	
Comments:		

110106A	ISDN reference to: ETSI EN 300 403-1 [1], clauses 5.1 and 5.2 Recommendation ITU-T Q.931 [38], clauses 5.1 and 5.2	Other relevant references: ETSI EN 300 899-1 [37], clauses 2.1.1 and 3.1.1 Recommendation ITU-T Q.699 [24], clauses 2.1.1 and 3.1.1 Recommendation ITU-T Q.1912.5 [35], clauses 6.2 and 7.1 ETSI EN 383 001 [36], clauses 7.1 and 6.2 ETSI TS 129 163 [40], clauses 7.2.3.1 and 7.2.3.2 ETSI TS 183 036 [42], clauses 5.1.1 and 5.1.2 ETSI TS 183 043 [41], clause 5.2.7
TSS reference:	ISDN-ISDN/Basic_call/Successful/Speech/110106A	
Selection criteria:	Telephony 3,1 kHz teleservice; PSTN XML and early media are not supported from the called AGW/VGW En-block	
Test purpose:	To verify that progress indicator information PI#2 included in the ISDN - ALERT message cannot be transported correctly to the calling user	
ISDN Parameter values calling user:	SETUP: BC = speech HLC = telephony CALL PROCEEDING: ALERTING: PI#1 ("Call is not end-to-end ISDN: further call progress information may be available in-band") CONNECT:	
ISDN Parameter values called user:	SETUP: BC= 3,1 kHz audio: PI#1 ("Call is not end-to-end ISDN: further call progress information may be available in-band") ALERTING: PI#2"destination address is non-ISDN" CONNECT:	
Comments:		

110106B	ISDN reference to: ETSI EN 300 403-1 [1], clauses 5.1 and 5.2 Recommendation ITU-T Q.931 [38], clauses 5.1 and 5.2	Other relevant references: ETSI EN 300 899-1 [37], clauses 2.1.1 and 3.1.1 Recommendation ITU-T Q.699 [24], clauses 2.1.1 and 3.1.1 Recommendation ITU-T Q.1912.5 [35], clauses 6.2 and 7.1 ETSI EN 383 001 [36], clauses 7.1 and 6.2 ETSI TS 129 163 [40], clauses 7.2.3.1 and 7.2.3.2 ETSI TS 183 036 [42], clauses 5.1.1 and 5.1.2 ETSI TS 183 043 [41], clause 5.2.7
TSS reference:	ISDN-ISDN/Basic_call/Successful/Speech/110106B	
Selection criteria:	Telephony 3,1 kHz teleservice; PSTN XML and early media are not supported from the calling AGW/VGW En-block	
Test purpose:	To verify that progress indicator information PI#2 included in the ISDN - ALERT message cannot be transported correctly to the calling user	
ISDN Parameter values calling user:	SETUP: BC = speech; HLC = telephony CALL PROCEEDING: PI#1 ("Call is not end-to-end ISDN: further call progress information may be available in-band") ALERTING: PI#8	
ISDN Parameter values called user:	SETUP: BC= 3,1 kHz audio, PI#1 ("Call is not end-to-end ISDN: further call progress information may be available in-band") ALERTING: PI#2 "destination address is non-ISDN"; PI#8	
Comments:		

110107	ISDN reference to: ETSI EN 300 403-1 [1], clauses 5.1 and 5.2 Recommendation ITU-T Q.931 [38], clauses 5.1 and 5.2	Other relevant references: ETSI EN 300 899-1 [37], clauses 2.1.1 and 3.1.1 Recommendation ITU-T Q.699 [24], clauses 2.1.1 and 3.1.1 Recommendation ITU-T Q.1912.5 [35], clauses 6.2 and 7.1 ETSI EN 383 001 [36], clauses 7.1 and 6.2 ETSI TS 129 163 [40], clauses 7.2.3.1 and 7.2.3.2 ETSI TS 183 036 [42], clauses 5.1.1 and 5.1.2 ETSI TS 183 043 [41], clause 5.2.7
TSS reference:	ISDN-ISDN/Basic_call/Successful/Speech/110107	
Selection criteria:	Telephony 3,1 kHz teleservice; PSTN XML and early media are supported from the calling and called AGW/VGW En-block	
Test purpose:	To verify that progress indicator PI#2 included in the ISDN-CONNECT message can be transported correctly to the calling user	
Parameter values calling side:	SETUP: BC = speech, HLC = telephony CALL PROCEEDING: ALERTING: CONNECT: PI#2"destination address is non-ISDN"	
Parameter values called side:	SETUP: BC = speech, HLC = telephony ALERTING: CONNECT: PI#2"destination address is non-ISDN"	
Comments:		

110107A	ISDN reference to: ETSI EN 300 403-1 [1], clauses 5.1 and 5.2 Recommendation ITU-T Q.931 [38], clauses 5.1 and 5.2	Other relevant references: ETSI EN 300 899-1 [37], clauses 2.1.1 and 3.1.1 Recommendation ITU-T Q.699 [24], clauses 2.1.1 and 3.1.1 Recommendation ITU-T Q.1912.5 [35], clauses 6.2 and 7.1 ETSI EN 383 001 [36], clauses 7.1 and 6.2 ETSI TS 129 163 [40], clauses 7.2.3.1 and 7.2.3.2 ETSI TS 183 036 [42], clauses 5.1.1 and 5.1.2 ETSI TS 183 043 [41], clause 5.2.7
TSS reference:	ISDN-ISDN/Basic_call/Successful/Speech/110107A	
Selection criteria:	Telephony 3,1 kHz teleservice; PSTN XML and early media are not supported from the called AGW/VGW En-block	
Test purpose:	To verify that progress indicator information PI#2 included in the ISDN-CONNECT message cannot be transported correctly to the calling user	
ISDN Parameter values calling user:	SETUP: BC = speech, HLC = telephony CALL PROCEEDING: ALERTING: PI#1 (Call is not end-to-end ISDN: further call progress information may be available in-band)" CONNECT:	
ISDN Parameter values called user:	SETUP: BC = 3,1 kHz audio, PI#1("Call is not end-to-end ISDN: further call progress information may be available in-band") ALERTING: CONNECT: PI#2"destination address is non-ISDN"	
Comments:		

110107B	ISDN reference to: ETSI EN 300 403-1 [1], clauses 5.1 and 5.2 Recommendation ITU-T Q.931 [38], clauses 5.1 and 5.2	Other relevant references: ETSI EN 300 899-1 [37], clauses 2.1.1 and 3.1.1 Recommendation ITU-T Q.699 [24], clauses 2.1.1 and 3.1.1 Recommendation ITU-T Q.1912.5 [35], clauses 6.2 and 7.1 ETSI EN 383 001 [36], clauses 7.1 and 6.2 ETSI TS 129 163 [40], clauses 7.2.3.1 and 7.2.3.2 ETSI TS 183 036 [42], clauses 5.1.1 and 5.1.2 ETSI TS 183 043 [41], clause 5.2.7
TSS reference:	ISDN-ISDN/Basic_call/Successful/Speech/110107B	
Selection criteria:	Telephony 3,1 kHz teleservice; PSTN XML and early media are not supported from the calling AGW/VGW En-block	
Test purpose:	To verify that the progress indicator information PI#2 included in the ISDN-CONNECT message cannot be transported correctly to the calling user	
ISDN Parameter values calling user:	SETUP: BC = speech, HLC = telephony CALL PROCEEDING: PI#1 (Call is not end-to-end ISDN: further call progress information may be available in-band)" ALERTING: CONNECT:	
ISDN Parameter values called user:	SETUP: BC = 3,1 kHz audio, PI#1("Call is not end-to-end ISDN: further call progress information may be available in-band") CONNECT: PI#2"destination address is non-ISDN"	
Comments:		

110108	ISDN reference to: ETSI EN 300 403-1 [1], clauses 5.1 and 5.2 Recommendation ITU-T Q.931 [38], clauses 5.1 and 5.2	Other relevant references: ETSI EN 300 899-1 [37], clauses 2.1.1 and 3.1.1 Recommendation ITU-T Q.699 [24], clauses 2.1.1 and 3.1.1 Recommendation ITU-T Q.1912.5 [35], clauses 6.2 and 7.1 ETSI EN 383 001 [36], clauses 7.1 and 6.2 ETSI TS 129 163 [40], clauses 7.2.3.1 and 7.2.3.2 ETSI TS 183 036 [42], clauses 5.1.1 and 5.1.2 ETSI TS 183 043 [41], clause 5.2.7
TSS reference:	ISDN-ISDN/Basic_call/Successful/Speech/110108	
Selection criteria:	ISDN = point-to-point Configuration: with DDI; PSTN XML and early media are supported from the calling and called AGW/VGW Overlap sending mode, no Sending Complete from the calling user	
Test purpose:	Ensure that the calling ISDN user receives a Call Proceeding message if the called ISDN User in call state U03 is sending a Call Proceeding message Ensure that in the active call state (N10) the voice transfer on the media and B-channels is performed correctly (e.g. testing QoS parameters) Ensure that in the Call Delivered call state U4 the transfer of tone or announcement on the media channel is performed correctly In case when the parameter in the SDP rtpmap:<dynamic-PT> is used the codecs in table 5 apply The called party IE shall be correctly delivered to the called user (e.g. DDI, MSN)	
ISDN Parameter values calling user:	BC = speech, no HLC CALL PROCEEDING:	
ISDN Parameter values called user:	BC = speech, no HLC CALL PROCEEDING:	
Comments:		

110108A	ISDN reference to: ETSI EN 300 403-1 [1], clauses 5.1 and 5.2 Recommendation ITU-T Q.931 [38], clauses 5.1 and 5.2	Other relevant references: ETSI EN 300 899-1 [37], clauses 2.1.1 and 3.1.1 Recommendation ITU-T Q.699 [24], clauses 2.1.1 and 3.1.1 Recommendation ITU-T Q.1912.5 [35], clauses 6.2 and 7.1 ETSI EN 383 001 [36], clauses 7.1 and 6.2 ETSI TS 129 163 [40], clauses 7.2.3.1 and 7.2.3.2 ETSI TS 183 036 [42], clauses 5.1.1 and 5.1.2 ETSI TS 183 043 [41], clause 5.2.7
TSS reference:	ISDN-ISDN/Basic_call/Successful/Speech/110108A	
Selection criteria:	ISDN = point-to-point Configuration: with DDI; PSTN XML and early media are not supported from the called AGW/VGW Overlap sending mode, no Sending Complete from the calling user	
Test purpose:	Ensure that the calling ISDN user receives a Call Proceeding message if the called ISDN User in call state U03 is sending a Call Proceeding message. Ensure that in the active call state (N10) the voice transfer on the media and B-channels is performed correctly (e.g. testing QoS parameters). Ensure that in the Call Delivered call state U4 the transfer of tone or announcement on the media channel is performed correctly. In case when the parameter in the SDP rtpmap:<dynamic-PT> is used the codecs in table 5 apply. The called party IE shall be correctly delivered to the called user (e.g. DDI, MSN).	
ISDN Parameter values calling user:	BC = speech, no HLC CALL PROCEEDING: ALERTING: PI#1 ("Call is not end-to-end ISDN: further call progress information may be available in-band")	
ISDN Parameter values called user:	BC = 3,1 kHz audio; PI#1 (Call is not end-to-end ISDN: further call progress information may be available in-band)"	
Comments:		

110108B	ISDN reference to: ETSI EN 300 403-1 [1], clauses 5.1 and 5.2 Recommendation ITU-T Q.931 [38], clauses 5.1 and 5.2	Other relevant references: ETSI EN 300 899-1 [37], clauses 2.1.1 and 3.1.1 Recommendation ITU-T Q.699 [24], clauses 2.1.1 and 3.1.1 Recommendation ITU-T Q.1912.5 [35], clauses 6.2 and 7.1 ETSI EN 383 001 [36], clauses 7.1 and 6.2 ETSI TS 129 163 [40], clauses 7.2.3.1 and 7.2.3.2 ETSI TS 183 036 [42], clauses 5.1.1 and 5.1.2 ETSI TS 183 043 [41], clause 5.2.7
TSS reference:	ISDN-ISDN/Basic_call/Successful/Speech/110108B	
Selection criteria:	ISDN = point-to-point Configuration: with DDI; PSTN XML and early media are not supported from the calling AGW/VGW Overlap sending mode, no Sending Complete from the calling user.	
Test purpose:	Ensure that the calling ISDN user receives a Call Proceeding message if the called ISDN User in call state U03 is sending a Call Proceeding message. Ensure that in the active call state (N10) the voice transfer on the media and B-channels is performed correctly (e.g. testing QoS parameters). Ensure that in the Call Delivered call state U4 the transfer of tone or announcement on the media channel is performed correctly. In case when the parameter in the SDP rtpmap:<dynamic-PT> is used the codecs in table 5 apply. The called party IE shall be correctly delivered to the called user (e.g. DDI, MSN).	
ISDN Parameter values calling user:	BC = speech, no HLC CALL PROCEEDING: PI#1 ("Call is not end-to-end ISDN: further call progress information may be available in-band") ALERTING: PI#8	
ISDN Parameter values called user:	BC = 3,1 kHz audio; PI#1 (Call is not end-to-end ISDN: further call progress information may be available in-band)" CALL PROCEEDING:	
Comments:		

Table 5: PIXIT Values for test purposes

VARIABLE	PT	Encoding	media type	clock rate	channels
VA_01	0	PCMU	A	8,000	1
VA_02	3	GSM	A	8,000	1
VA_03	4	G723	A	8,000	1
VA_04	5	DVI4	A	8,000	1
VA_05	7	LPC	A	8,000	1
VA_06	8	PCMA	A	8,000	1
VA_07	9	G722	A	8,000	1
VA_08	12	QCELP	A	8,000	1
VA_09	13	CN	A	8,000	1
VA_10	18	G729	A	8,000	1
VA_11	Dyn	G726-40	A	8,000	1
VA_12	Dyn	G726-32	A	8,000	1
VA_13	Dyn	G726-24	A	8,000	1
VA_14	Dyn	G726-16	A	8,000	1
VA_15	Dyn	G729D	A	8,000	1
VA_16	Dyn	G729E	A	8,000	1
VA_17	Dyn	GSM-EFR	A	8,000	1

110109	ISDN reference to: ETSI EN 300 403-1 [1], clauses 5.1 and 5.2 Recommendation ITU-T Q.931 [38], clauses 5.1 and 5.2	Other relevant references: ETSI EN 300 899-1 [37], clauses 2.1.1 and 3.1.1 Recommendation ITU-T Q.699 [24], clauses 2.1.1 and 3.1.1 Recommendation ITU-T Q.1912.5 [35], clauses 6.2 and 7.1 ETSI EN 383 001 [36], clauses 7.1 and 6.2 ETSI TS 129 163 [40], clauses 7.2.3.1 and 7.2.3.2 ETSI TS 183 036 [42], clauses 5.1.1 and 5.1.2 ETSI TS 183 043 [41], clause 5.2.7
TSS reference:	ISDN-ISDN/Basic_call/Successful/Speech/110109	
Selection criteria:	ISDN = point-to-point Configuration: with DDI; PSTN XML and early media are supported from the calling and called AGW/VGW En-bloc sending	
Test purpose:	Ensure that the calling ISDN user receives a PROGRESS with PI#2 message in state N9 message when the ISDN User in call state U03 is sending a Call Proceeding message with PI#2 Ensure that in the active call state (N10) the voice transfer on the media and B-channels is performed correctly (e.g. testing QoS parameters) Ensure that in the Call Delivered call state U4 the transfer of tone or announcement on the media channel is performed correctly In case when the parameter in the SDP rtpmap:<dynamic-PT> is used the codecs in table 5 apply The called party IE shall be correctly delivered to the called user (e.g. DDI, MSN)	
ISDN Parameter values calling user:	BC = speech, no HLC CALL PROCEEDING: PROGRESS PI#2 ALERTING:	
ISDN Parameter values called user:	BC = speech, no HLC CALL PROCEEDING: PI#2 ALERTING:	
Comments:		

110109A	ISDN reference to: ETSI EN 300 403-1 [1], clauses 5.1 and 5.2 Recommendation ITU-T Q.931 [38], clauses 5.1 and 5.2	Other relevant references: ETSI EN 300 899-1 [37], clauses 2.1.1 and 3.1.1 Recommendation ITU-T Q.699 [24], clauses 2.1.1 and 3.1.1 Recommendation ITU-T Q.1912.5 [35], clauses 6.2 and 7.1 ETSI EN 383 001 [36], clauses 7.1 and 6.2 ETSI TS 129 163 [40], clauses 7.2.3.1 and 7.2.3.2 ETSI TS 183 036 [42], clauses 5.1.1 and 5.1.2 ETSI TS 183 043 [41], clause 5.2.7
TSS reference:	ISDN-ISDN/Basic_call/Successful/Speech/110109A	
Selection criteria:	ISDN = point-to-point Configuration: with DDI; PSTN XML and early media are not supported from the called AGW/VGW En-block sending	
Test purpose:	Ensure that the calling ISDN user does not receive a PROGRESS with PI#2 message in state N9 message when the ISDN User in call state U03 is sending a Call Proceeding message with PI#2 Ensure that in the active call state (N10) the voice transfer on the media and B-channels is performed correctly (e.g. testing QoS parameters) Ensure that in the Call Delivered call state U4 the transfer of tone or announcement on the media channel is performed correctly In case when the parameter in the SDP rtpmap:<dynamic-PT> is used the codecs in table 5 apply The called party IE shall be correctly delivered to the called user (e.g. DDI, MSN)	
ISDN Parameter values calling user:	BC = speech, no HLC CALL PROCEEDING: ALERTING: PI#8; PI#1 ("Call is not end-to-end ISDN: further call progress information may be available in-band")	
ISDN Parameter values called user:	BC = 3,1 kHz audio; PI#1 ("Call is not end-to-end ISDN: further call progress information may be available in-band") CALL PROCEEDING: PI#2 ALERTING:	
Comments:		

110109B	ISDN reference to: ETSI EN 300 403-1 [1], clauses 5.1 and 5.2 Recommendation ITU-T Q.931 [38], clauses 5.1 and 5.2	Other relevant references: ETSI EN 300 899-1 [37], clauses 2.1.1 and 3.1.1 Recommendation ITU-T Q.699 [24], clauses 2.1.1 and 3.1.1 Recommendation ITU-T Q.1912.5 [35], clauses 6.2 and 7.1 ETSI EN 383 001 [36], clauses 7.1 and 6.2 ETSI TS 129 163 [40], clauses 7.2.3.1 and 7.2.3.2 ETSI TS 183 036 [42], clauses 5.1.1 and 5.1.2 ETSI TS 183 043 [41], clause 5.2.7
TSS reference:	ISDN-ISDN/Basic_call/Successful/Speech/110109B	
Selection criteria:	ISDN = point-to-point Configuration: with DDI; PSTN XML and early media are not supported from the calling AGW/VGW En-block sending	
Test purpose:	Ensure that the calling ISDN user does not receive a PROGRESS message in state N9 message when the ISDN User in call state U03 is sending a Call Proceeding message with PI#2. Ensure that in the active call state (N10) the voice transfer on the media and B-channels is performed correctly (e.g. testing QoS parameters). Ensure that in the Call Delivered call state U4 the transfer of tone or announcement on the media channel is performed correctly. In case when the parameter in the SDP rtpmap:<dynamic-PT> is used the codecs in table 5 apply. The called party IE shall be correctly delivered to the called user (e.g. DDI, MSN).	
ISDN Parameter values calling user:	BC = speech, no HLC CALL PROCEEDING: PI#1 (Call is not end-to-end ISDN: further call progress information may be available in-band)" ALERTING: PI#8	
ISDN Parameter values called user:	BC = 3,1 kHz audio; PI#1 (Call is not end-to-end ISDN: further call progress information may be available in-band)" CALL PROCEEDING: PI#2 ALERTING:	
Comments:		

110110	ISDN reference to: ETSI EN 300 403-1 [1], clauses 5.1 and 5.2 Recommendation ITU-T Q.931 [38], clauses 5.1 and 5.2	Other relevant references: ETSI EN 300 899-1 [37], clauses 2.1.1 and 3.1.1 Recommendation ITU-T Q.699 [24], clauses 2.1.1 and 3.1.1 Recommendation ITU-T Q.1912.5 [35], clauses 6.2 and 7.1 ETSI EN 383 001 [36], clauses 7.1 and 6.2 ETSI TS 129 163 [40], clauses 7.2.3.1 and 7.2.3.2 ETSI TS 183 036 [42], clauses 5.1.1 and 5.1.2 ETSI TS 183 043 [41], clause 5.2.7
TSS reference:	ISDN-ISDN/Basic_call/Successful/Speech/110110	
Selection criteria:	ISDN = point-to-point Configuration: with DDI PSTN XML and early media are supported from the calling and called AGW/VGW En-block sending	
Test purpose:	Ensure that the calling ISDN user receives an ALERTING message if the called ISDN User in call state U07 is sending an ALERTING message. Ensure that in the active call state (N10) the voice transfer on the media and B-channels is performed correctly (e.g. testing QoS parameters). Ensure that in the Call Delivered call state U4 the transfer of tone or announcement on the media channel is performed correctly. In case when the parameter in the SDP rtpmap:<dynamic-PT> is used the codecs in table 5 apply. The called party IE shall be correctly delivered to the called user (e.g. DDI, MSN).	
ISDN Parameter values calling user:	BC = speech, no HLC CALL PROCEEDING: ALERTING: PI#8	
ISDN Parameter values called user:	BC = speech, no HLC CALL PROCEEDING: ALERTING:	
Comments:		

110110A	ISDN reference to: ETSI EN 300 403-1 [1], clauses 5.1 and 5.2 Recommendation ITU-T Q.931 [38], clauses 5.1 and 5.2	Other relevant references: ETSI EN 300 899-1 [37], clauses 2.1.1 and 3.1.1 Recommendation ITU-T Q.699 [24], clauses 2.1.1 and 3.1.1 Recommendation ITU-T Q.1912.5 [35], clauses 6.2 and 7.1 ETSI EN 383 001 [36], clauses 7.1 and 6.2 ETSI TS 129 163 [40], clauses 7.2.3.1 and 7.2.3.2 ETSI TS 183 036 [42], clauses 5.1.1 and 5.1.2 ETSI TS 183 043 [41], clause 5.2.7
TSS reference:	ISDN-ISDN/Basic_call/Successful/Speech/110110A	
Selection criteria:	ISDN = point-to-point Configuration: with DDI PSTN XML and early media are not supported from and called AGW/VGW En-block sending	
Test purpose:	Ensure that the calling ISDN user receives an ALERTING message if the called ISDN User in call state U07 is sending an ALERTING message. Ensure that in the active call state (N10) the voice transfer on the media and B-channels is performed correctly (e.g. testing QoS parameters). Ensure that in the Call Delivered call state U4 the transfer of tone or announcement on the media channel is performed correctly. In case when the parameter in the SDP rtpmap:<dynamic-PT> is used the codecs in table 5 apply. The called party IE shall be correctly delivered to the called user (e.g. DDI, MSN).	
ISDN Parameter values calling user:	BC = speech, no HLC CALL PROCEEDING: ALERTING: PI#1 "Call is not end-to-end ISDN: further call progress information may be available in-band"; PI#8	
ISDN Parameter values called user:	BC = 3,1 kHz audio; PI#1 ("Call is not end-to-end ISDN: further call progress information may be available in-band") CALL PROCEEDING: ALERTING:	
Comments:		

110110B	ISDN reference to: ETSI EN 300 403-1 [1], clauses 5.1 and 5.2 Recommendation ITU-T Q.931 [38], clauses 5.1 and 5.2	Other relevant references: ETSI EN 300 899-1 [37], clauses 2.1.1 and 3.1.1 Recommendation ITU-T Q.699 [24], clauses 2.1.1 and 3.1.1 Recommendation ITU-T Q.1912.5 [35], clauses 6.2 and 7.1 ETSI EN 383 001 [36], clauses 7.1 and 6.2 ETSI TS 129 163 [40], clauses 7.2.3.1 and 7.2.3.2 ETSI TS 183 036 [42], clauses 5.1.1 and 5.1.2 ETSI TS 183 043 [41], clause 5.2.7
TSS reference:	ISDN-ISDN/Basic_call/Successful/Speech/110110B	
Selection criteria:	ISDN = point-to-point Configuration: with DDI PSTN XML and early media are not supported from the calling AGW/VGW En-block sending	
Test purpose:	Ensure that the calling ISDN user receives an ALERTING message if the called ISDN User in call state U07 is sending an ALERTING message. Ensure that in the active call state (N10) the voice transfer on the media and B-channels is performed correctly (e.g. testing QoS parameters) Ensure that in the Call Delivered call state U4 the transfer of tone or announcement on the media channel is performed correctly In case when the parameter in the SDP rtpmap:<dynamic-PT> is used the codecs in table 5 apply The called party IE shall be correctly delivered to the called user (e.g. DDI, MSN)	
ISDN Parameter values calling user:	BC = speech, no HLC CALL PROCEEDING: PI#1 ("Call is not end-to-end ISDN: further call progress information may be available in-band") ALERTING: PI#8	
ISDN Parameter values called user:	BC = 3,1 kHz audio; PI#1 ("Call is not end-to-end ISDN: further call progress information may be available in-band") CALL PROCEEDING: ALERTING:	
Comments:		

110111	ISDN reference to: ETSI EN 300 403-1 [1], clauses 5.1 and 5.2 Recommendation ITU-T Q.931 [38], clauses 5.1 and 5.2	Other relevant references: ETSI EN 300 899-1 [37], clauses 2.1.1 and 3.1.1 Recommendation ITU-T Q.699 [24], clauses 2.1.1 and 3.1.1 Recommendation ITU-T Q.1912.5 [35], clauses 6.2 and 7.1 ETSI EN 383 001 [36], clauses 7.1 and 6.2 ETSI TS 129 163 [40], clauses 7.2.3.1 and 7.2.3.2 ETSI TS 183 036 [42], clauses 5.1.1 and 5.1.2 ETSI TS 183 043 [41], clause 5.2.7
TSS reference:	ISDN-ISDN/Basic_call/Successful/Speech/110111	
Selection criteria:	PSTN XML and early media are supported from the calling and called AGW/VGW ISDN = point-to-point Configuration: with DDI En-block sending	
Test purpose:	To verify that progress indicator information included in the ISDN - ALERTING message with PI#2 can be transported correctly to the calling user	
ISDN Parameter values calling user:	SETUP: BC = speech HLC = telephony CALL PROCEEDING: ALERTING: progress indicator #2 "destination address is non-ISDN"	
ISDN Parameter values called user:	SETUP: BC = speech, HLC = telephony CALL PROCEEDING: ALERTING: progress indicator #2 "destination address is non-ISDN"	
Comments:		

110112	ISDN reference to: ETSI EN 300 403-1 [1], clauses 5.1 and 5.2 Recommendation ITU-T Q.931 [38], clauses 5.1 and 5.2	Other relevant references: ETSI EN 300 899-1 [37], clauses 2.1.1 and 3.1.1 Recommendation ITU-T Q.699 [24], clauses 2.1.1 and 3.1.1 Recommendation ITU-T Q.1912.5 [35], clauses 6.2 and 7.1 ETSI EN 383 001 [36], clauses 7.1 and 6.2 ETSI TS 129 163 [40], clauses 7.2.3.1 and 7.2.3.2 ETSI TS 183 036 [42], clauses 5.1.1 and 5.1.2 ETSI TS 183 043 [41], clause 5.2.7
TSS reference:	ISDN-ISDN/Basic_call/Successful/Speech/110112	
Selection criteria:	PSTN XML and early media are supported from the calling and called AGW/VGW	
Test purpose:	To verify that progress indicator information included in the ISDN CALL PROCEEDING message can be transported correctly to the calling user.	
ISDN Parameter values calling user:	SETUP: BC = speech HLC = telephony CALL PROCEEDING: PROGRESS: progress indicator #2 "destination address is non-ISDN" ALERTING: PI#8 CONNECT:	
ISDN Parameter values called user:	SETUP: BC = speech, HLC = telephony CALL PROCEEDING: progress indicator #2 "destination address is non-ISDN" ALERTING: CONNECT:	
Comments:		

110113	ISDN reference to: ETSI EN 300 403-1 [1], clauses 5.1 and 5.2 Recommendation ITU-T Q.931 [38], clauses 5.1 and 5.2	Other relevant references: ETSI EN 300 899-1 [37], clauses 2.1.1 and 3.1.1 Recommendation ITU-T Q.699 [24], clauses 2.1.1 and 3.1.1 Recommendation ITU-T Q.1912.5 [35], clauses 6.2 and 7.1 ETSI EN 383 001 [36], clauses 7.1 and 6.2 ETSI TS 129 163 [40], clauses 7.2.3.1 and 7.2.3.2 ETSI TS 183 036 [42], clauses 5.1.1 and 5.1.2 ETSI TS 183 043 [41], clause 5.2.7
TSS reference:	ISDN-ISDN/Basic_call/Successful/Speech/110113	
Selection criteria:	PSTN XML and early media are supported from the calling and called AGW/VGW	
Test purpose:	To verify that progress indicator information included in the ISDN - ALERTING and CONNECT message can be transported correctly to the calling user.	
ISDN Parameter values calling user:	SETUP: BC = speech HLC = telephony CALL PROCEEDING: ALERTING: PI#8; PI#1 ("Call is not end-to-end ISDN: further call progress information may be available in-band") CONNECT: progress indicator #2 "destination address is non-ISDN"	
ISDN Parameter values called user:	SETUP: BC = speech, HLC = telephony CALL PROCEEDING: ALERTING PI#1 ("Call is not end-to-end ISDN: further call progress information may be available in-band") CONNECT: progress indicator #2 "destination address is non-ISDN"	
Comments:		

110114	ISDN reference to: ETSI EN 300 403-1 [1], clauses 5.1 and 5.2 Recommendation ITU-T Q.931 [38], clauses 5.1 and 5.2	Other relevant references: ETSI EN 300 899-1 [37], clauses 2.1.1 and 3.1.1 Recommendation ITU-T Q.699 [24], clauses 2.1.1 and 3.1.1 Recommendation ITU-T Q.1912.5 [35], clauses 6.2 and 7.1 ETSI EN 383 001 [36], clauses 7.1 and 6.2 ETSI TS 129 163 [40], clauses 7.2.3.1 and 7.2.3.2 ETSI TS 183 036 [42], clauses 5.1.1 and 5.1.2 ETSI TS 183 043 [41], clause 5.2.7
TSS reference:	ISDN-ISDN/Basic_call/Successful/Speech/110114	
Selection criteria:	PSTN XML and early media are supported from the calling and called AGW/VGW	
Test purpose:	To verify that progress indicator information included in the ISDN - PROGRESS and CONNECT message can be transported correctly to the calling user.	
ISDN Parameter values calling user:	SETUP: BC = speech HLC = telephony CALL PROCEEDING: PROGRESS: progress indicator #2 "destination address is non-ISDN". ALERTING CONNECT: PI#1 ("Call is not end-to-end ISDN: further call progress information may be available in-band")	
ISDN Parameter values called user:	SETUP: BC = speech, HLC = telephony CALL PROCEEDING: PROGRESS: progress indicator #2 "destination address is non-ISDN". ALERTING: CONNECT: PI#1 ("Call is not end-to-end ISDN: further call progress information may be available in-band")	
Comments:		

110115	ISDN reference to: ETSI EN 300 403-1 [1], clauses 5.1 and 5.2 Recommendation ITU-T Q.931 [38], clauses 5.1 and 5.2	Other relevant references: ETSI EN 300 899-1 [37], clauses 2.1.1 and 3.1.1 Recommendation ITU-T Q.699 [24], clauses 2.1.1 and 3.1.1 Recommendation ITU-T Q.1912.5 [35], clauses 6.2 and 7.1 ETSI EN 383 001 [36], clauses 7.1 and 6.2 ETSI TS 129 163 [40], clauses 7.2.3.1 and 7.2.3.2 ETSI TS 183 036 [42], clauses 5.1.1 and 5.1.2 ETSI TS 183 043 [41], clause 5.2.7
TSS reference:	ISDN-ISDN/Basic_call/Successful/Speech/110115	
Selection criteria:	PSTN XML and early media are supported from the calling and called AGW/VGW	
Test purpose:	To verify that progress indicator information included in the ISDN - PROGRESS and ALERTING message can be transported correctly to the calling user.	
ISDN Parameter values calling user:	SETUP: BC = speech HLC = telephony CALL PROCEEDING: PROGRESS: progress indicator #2 "destination address is non-ISDN". ALERTING: PI#1 ("Call is not end-to-end ISDN: further call progress information may be available in-band") CONNECT:	
ISDN Parameter values called user:	SETUP: BC = speech, HLC = telephony CALL PROCEEDING: PROGRESS: progress indicator #2 "destination address is non-ISDN". ALERTING: PI#1 ("Call is not end-to-end ISDN: further call progress information may be available in-band") CONNECT:	
Comments:		

6.2.1.2 Successful - UDI

110201	ISDN reference to: ETSI EN 300 403-1 [1], clauses 5.1 and 5.2 Recommendation ITU-T Q.931 [38] clauses 5.1 and 5.2	Other relevant references: ETSI EN 300 899-1 [37], clauses 2.1.1 and 3.1.1 Recommendation ITU-T Q.699 [24], clauses 2.1.1 and 3.1.1 Recommendation ITU-T Q.1912.5 [35], clauses 6.2 and 7.1 ETSI EN 383 001 [36], clauses 7.1 and 6.2 ETSI TS 129 163 [40], clauses 7.2.3.1 and 7.2.3.2 ETSI TS 183 036 [42], clauses 5.1.1 and 5.1.2
TSS reference:	ISDN-ISDN/Basic_call/Successful/UDI/110201	
Selection criteria:		
Test purpose:	Ensure that call establishment using en-bloc sending is performed correctly	
Parameter values:	SETUP: BC = UDI, no HLC	
Comments:		

110202	ISDN reference to: ETSI EN 300 403-1 [1], clauses 5.1 and 5.2 Recommendation ITU-T Q.931 [38] clauses 5.1 and 5.2	Other relevant references: ETSI EN 300 899-1 [37], clauses 2.1.1 and 3.1.1 Recommendation ITU-T Q.699 [24], clauses 2.1.1 and 3.1.1 Recommendation ITU-T Q.1912.5 [35], clauses 6.2 and 7.1 ETSI EN 383 001 [36], clauses 7.1 and 6.2 ETSI TS 129 163 [40], clauses 7.2.3.1 and 7.2.3.2 ETSI TS 183 036 [42], clauses 5.1.1 and 5.1.2
TSS reference:	ISDN-ISDN/Basic_call/Successful/UDI/110202	
Selection criteria:		
Test purpose:	Ensure that call establishment using overlap sending is performed correctly	
Parameter values:	SETUP: BC = UDI, no HLC	
Comments:		

110203	ISDN reference to: ETSI EN 300 403-1 [1], clauses 5.1 and 5.2 Recommendation ITU-T Q.931 [38] clauses 5.1 and 5.2	Other relevant references: ETSI EN 300 899-1 [37], clauses 2.1.1 and 3.1.1 Recommendation ITU-T Q.699 [24], clauses 2.1.1 and 3.1.1 Recommendation ITU-T Q.1912.5 [35], clauses 6.2 and 7.1 ETSI EN 383 001 [36], clauses 7.1 and 6.2 ETSI TS 129 163 [40], clauses 7.2.3.1 and 7.2.3.2 ETSI TS 183 036 [42], clauses 5.1.1 and 5.1.2
TSS reference:	ISDN-ISDN/Basic_call/Successful/UDI/110203	
Selection criteria:		
Test purpose:	Ensure that the call clearing procedure is performed correctly when the calling user clears after answer	
Parameter values:	SETUP: BC = UDI, no HLC	
Comments:		

110204	ISDN reference to: ETSI EN 300 403-1 [1], clauses 5.1 and 5.2 Recommendation ITU-T Q.931 [38], clauses 5.1 and 5.2	Other relevant references: ETSI EN 300 899-1 [37], clauses 2.1.1 and 3.1.1 Recommendation ITU-T Q.699 [24], clauses 2.1.1 and 3.1.1 Recommendation ITU-T Q.1912.5 [35], clauses 6.2 and 7.1 ETSI EN 383 001 [36], clauses 7.1 and 6.2 ETSI TS 129 163 [40], clauses 7.2.3.1 and 7.2.3.2 ETSI TS 183 036 [42], clauses 5.1.1 and 5.1.2
TSS reference:	ISDN-ISDN/Basic_call/Successful/UDI/110204	
Selection criteria:		
Test purpose:	Ensure that the call clearing procedure is performed correctly when the called user clears after answer	
Parameter values:	SETUP: BC = UDI, no HLC	
Comments:		

110205	ISDN reference to: ETSI EN 300 403-1 [1], clauses 5.1 and 5.2 Recommendation ITU-T Q.931 [38], clauses 5.1 and 5.2	Other relevant references: ETSI EN 300 899-1 [37], clauses 2.1.1 and 3.1.1 Recommendation ITU-T Q.699 [24], clauses 2.1.1 and 3.1.1 Recommendation ITU-T Q.1912.5 [35], clauses 6.2 and 7.1 ETSI EN 383 001 [36], clauses 7.1 and 6.2 ETSI TS 129 163 [40], clauses 7.2.3.1 and 7.2.3.2 ETSI TS 183 036 [42], clauses 5.1.1 and 5.1.2
TSS reference:	ISDN-ISDN/Basic_call/Successful/UDI/110205	
Selection criteria:	Telefax G4 teleservice	
Test purpose:	Support of Telefax G4 teleservice (no LLC): Ensure that the HLC information is transported transparently through the network and correctly delivered to the called user	
Parameter values:	SETUP: BC = UDI, HLC = facsimile group 4, no LLC	
Comments:		

110206	ISDN reference to: ETSI EN 300 403-1 [1], clauses 5.1 and 5.2 Recommendation ITU-T Q.931 [38], clauses 5.1 and 5.2	Other relevant references: ETSI EN 300 899-1 [37], clauses 2.1.1 and 3.1.1 Recommendation ITU-T Q.699 [24], clauses 2.1.1 and 3.1.1 Recommendation ITU-T Q.1912.5 [35], clauses 6.2 and 7.1 ETSI EN 383 001 [36], clauses 7.1 and 6.2 ETSI TS 129 163 [40], clauses 7.2.3.1 and 7.2.3.2 ETSI TS 183 036 [42], clauses 5.1.1 and 5.1.2
TSS reference:	ISDN-ISDN/Basic_call/Successful/UDI/110206	
Selection criteria:	Telefax G4 teleservice	
Test purpose:	Support of telefax G4 teleservice: Ensure that the LLC and HLC information is transported transparently through the network and correctly delivered to the called user	
Parameter values:	SETUP: BC = UDI, HLC = facsimile group 4, LLC = telematic_term	
Comments:		

110207	ISDN reference to: ETSI EN 300 403-1 [1], clauses 5.1 and 5.2 Recommendation ITU-T Q.931 [38], clauses 5.1 and 5.2	Other relevant references: ETSI EN 300 899-1 [37], clauses 2.1.1 and 3.1.1 Recommendation ITU-T Q.699 [24], clauses 2.1.1 and 3.1.1 Recommendation ITU-T Q.1912.5 [35], clauses 6.2 and 7.1 ETSI EN 383 001 [36], clauses 7.1 and 6.2 ETSI TS 129 163 [40], clauses 7.2.3.1 and 7.2.3.2 ETSI TS 183 036 [42], clauses 5.1.1 and 5.1.2
TSS reference:	ISDN-ISDN/Basic_call/Successful/UDI/110207	
Selection criteria:	Teletex terminal (basic and mixed mode)	
Test purpose:	Support of teletex basic and mixed mode terminals: Ensure that the LLC and HLC information is transported transparently through the network and correctly delivered to the called user	
Parameter values:	SETUP: BC = UDI, HLC = teletex mixed mode, LLC = telematic_term	
Comments:		

110208	ISDN reference to: ETSI EN 300 403-1 [1], clauses 5.1 and 5.2 Recommendation ITU-T Q.931 [38], clauses 5.1 and 5.2	Other relevant references: ETSI EN 300 899-1 [37], clauses 2.1.1 and 3.1.1 Recommendation ITU-T Q.699 [24], clauses 2.1.1 and 3.1.1 Recommendation ITU-T Q.1912.5 [35], clauses 6.2 and 7.1 ETSI EN 383 001 [36], clauses 7.1 and 6.2 ETSI TS 129 163 [40], clauses 7.2.3.1 and 7.2.3.2 ETSI TS 183 036 [42], clauses 5.1.1 and 5.1.2
TSS reference:	ISDN-ISDN/Basic_call/Successful/UDI/110208	
Selection criteria:	Teletex terminal (basic and processable mode)	
Test purpose:	Support of teletex basic and processable mode terminals: Ensure that the LLC and HLC information is transported transparently through the network and correctly delivered to the called user	
Parameter values:	SETUP: BC = UDI, HLC = teletex processable, LLC = telematic_term	
Comments:		

110209	ISDN reference to: ETSI EN 300 403-1 [1], clauses 5.1 and 5.2 Recommendation ITU-T Q.931 [38], clauses 5.1 and 5.2	Other relevant references: ETSI EN 300 899-1 [37], clauses 2.1.1 and 3.1.1 Recommendation ITU-T Q.699 [24], clauses 2.1.1 and 3.1.1 Recommendation ITU-T Q.1912.5 [35], clauses 6.2 and 7.1 ETSI EN 383 001 [36], clauses 7.1 and 6.2 ETSI TS 129 163 [40], clauses 7.2.3.1 and 7.2.3.2 ETSI TS 183 036 [42], clauses 5.1.1 and 5.1.2
TSS reference:	ISDN-ISDN/Basic_call/Successful/UDI/110209	
Selection criteria:	Teletex terminal (basic mode)	
Test purpose:	Support of teletex basic mode terminals: Ensure that the LLC and HLC information is transported transparently through the network and correctly delivered to the called user	
Parameter values:	SETUP: BC = UDI, HLC = teletex basic, LLC = telematic_term	
Comments:		

110210	ISDN reference to: ETSI EN 300 403-1 [1], clauses 5.1 and 5.2 Recommendation ITU-T Q.931 [38], clauses 5.1 and 5.2	Other relevant references: ETSI EN 300 899-1 [37], clauses 2.1.1 and 3.1.1 Recommendation ITU-T Q.699 [24], clauses 2.1.1 and 3.1.1 Recommendation ITU-T Q.1912.5 [35], clauses 6.2 and 7.1 ETSI EN 383 001 [36], clauses 7.1 and 6.2 ETSI TS 129 163 [40], clauses 7.2.3.1 and 7.2.3.2 ETSI TS 183 036 [42], clauses 5.1.1 and 5.1.2
TSS reference:	ISDN-ISDN/Basic_call/Successful/UDI/110210	
Selection criteria:	International videotex interworking	
Test purpose:	Support of international videotex interworking: Ensure that the LLC and HLC information is transported transparently through the network and correctly delivered to the called user	
Parameter values:	SETUP: BC = UDI, HLC = videotex interworking, LLC = telematic_term	
Comments:		

TSS reference:	ISDN-ISDN/Basic_call/Successful/UDI/110211	
Selection criteria:	Telex service	
Test purpose:	Support of telex service: Ensure that the HLC information is transported transparently through the network and correctly delivered to the called user	
Parameter values:	SETUP: BC = UDI, HLC = telex, no LLC	
Comments:		

110212	ISDN reference to: ETSI EN 300 403-1 [1], clauses 5.1 and 5.2 Recommendation ITU-T Q.931 [38], clauses 5.1 and 5.2	Other relevant references: ETSI EN 300 899-1 [37], clauses 2.1.1 and 3.1.1 Recommendation ITU-T Q.699 [24], clauses 2.1.1 and 3.1.1 Recommendation ITU-T Q.1912.5 [35], clauses 6.2 and 7.1 ETSI EN 383 001 [36], clauses 7.1 and 6.2 ETSI TS 129 163 [40], clauses 7.2.3.1 and 7.2.3.2 ETSI TS 183 036 [42], clauses 5.1.1 and 5.1.2
TSS reference:	ISDN-ISDN/Basic_call/Successful/UDI/110212	
Selection criteria:	Message Handling Systems	
Test purpose:	Support of Message Handling Systems: Ensure that the HLC information is transported transparently through the network and correctly delivered to the called user	
Parameter values:	SETUP: BC = UDI, HLC = message handling system, no LLC	

110213	ISDN reference to: ETSI EN 300 403-1 [1], clauses 5.1 and 5.2 Recommendation ITU-T Q.931 [38], clauses 5.1 and 5.2	Other relevant references: ETSI EN 300 899-1 [37], clauses 2.1.1 and 3.1.1 Recommendation ITU-T Q.699 [24], clauses 2.1.1 and 3.1.1 Recommendation ITU-T Q.1912.5 [35], clauses 6.2 and 7.1 ETSI EN 383 001 [36], clauses 7.1 and 6.2 ETSI TS 129 163 [40], clauses 7.2.3.1 and 7.2.3.2 ETSI TS 183 036 [42], clauses 5.1.1 and 5.1.2
TSS reference:	ISDN-ISDN/Basic_call/Successful/UDI/110213	
Selection criteria:	OSI applications	
Test purpose:	Support of OSI application: Ensure that the HLC information is transported transparently through the network and correctly delivered to the called user	
Parameter values:	SETUP: BC = UDI, HLC = OSI application, no LLC	

110214	ISDN reference to: ETSI EN 300 403-1 [1], clauses 5.1 and 5.2 Recommendation ITU-T Q.931 [38], clauses 5.1 and 5.2	Other relevant references: ETSI EN 300 899-1 [37], clauses 2.1.1 and 3.1.1 Recommendation ITU-T Q.699 [24], clauses 2.1.1 and 3.1.1 Recommendation ITU-T Q.1912.5 [35], clauses 6.2 and 7.1 ETSI EN 383 001 [36], clauses 7.1 and 6.2 ETSI TS 129 163 [40], clauses 7.2.3.1 and 7.2.3.2 ETSI TS 183 036 [42], clauses 5.1.1 and 5.1.2
TSS reference:	ISDN-ISDN/Basic_call/Successful/UDI/110214	
Selection criteria:	Videotelephony teleservice	
Test purpose:	Support of videotelephony teleservice: Ensure that the HLC information is transported transparently through the network and correctly delivered to the called user (note).	
Parameter values:	SETUP: BC = UDI, HLC = videotelephony_ic	
Comments:		

110215	ISDN reference to: ETSI EN 300 403-1 [1], clauses 5.1 and 5.2 Recommendation ITU-T Q.931 [38], clauses 5.1 and 5.2	Other relevant references: ETSI EN 300 899-1 [37], clauses 2.1.1 and 3.1.1 Recommendation ITU-T Q.699 [24], clauses 2.1.1 and 3.1.1 Recommendation ITU-T Q.1912.5 [35], clauses 6.2 and 7.1 ETSI EN 383 001 [36], clauses 7.1 and 6.2 ETSI TS 129 163 [40], clauses 7.2.3.1 and 7.2.3.2 ETSI TS 183 036 [42], clauses 5.1.1 and 5.1.2
TSS reference:	ISDN-ISDN/Basic_call/Successful/UDI/110215	
Selection criteria:	Recommendation ITU-T V.110 [33]/Recommendation ITU-T X.30 [34] rate adaption	
Test purpose:	Support of terminal adaptors Recommendation ITU-T V.110 [33]/ Recommendation ITU-T X.30 [34]: Ensure that the BC information is transported transparently through the network and correctly delivered to the called user.	
Parameter values:	SETUP: BC = = UDI; Recommendation ITU-T V.110 [33]/Recommendation ITU-T X.30 [34] synchronous user rate 2,4 kbit/s, no LLC	
Comments:		

110216	ISDN reference to: ETSI EN 300 403-1 [1], clauses 5.1 and 5.2 Recommendation ITU-T Q.931 [38], clauses 5.1 and 5.2	Other relevant references: ETSI EN 300 899-1 [37], clauses 2.1.1 and 3.1.1 Recommendation ITU-T Q.699 [24], clauses 2.1.1 and 3.1.1 Recommendation ITU-T Q.1912.5 [35], clauses 6.2 and 7.1 ETSI EN 383 001 [36], clauses 7.1 and 6.2 ETSI TS 129 163 [40], clauses 7.2.3.1 and 7.2.3.2 ETSI TS 183 036 [42], clauses 5.1.1 and 5.1.2
TSS reference:	ISDN-ISDN/Basic_call/Successful/UDI/110216	
Selection criteria:	Recommendation ITU-T V.110 [33]/Recommendation ITU-T X.30 [34] rate adaption	
Test purpose:	Support of terminal adaptors Recommendation ITU-T V.110 [33]/ Recommendation ITU-T X.30 [34]: Ensure that the BC information is transported transparently through the network and correctly delivered to the called user	
Parameter values:	SETUP: BC = UDI; Recommendation ITU-T V.110 [33]/Recommendation ITU-T X.30 [34] synchronous user rate 9,6 kbit/s, no LLC	
Comments:		

110217	ISDN reference to: ETSI EN 300 403-1 [1], clauses 5.1 and 5.2 Recommendation ITU-T Q.931 [38], clauses 5.1 and 5.2	Other relevant references: ETSI EN 300 899-1 [37], clauses 2.1.1 and 3.1.1 Recommendation ITU-T Q.699 [24], clauses 2.1.1 and 3.1.1 Recommendation ITU-T Q.1912.5 [35], clauses 6.2 and 7.1 ETSI EN 383 001 [36], clauses 7.1 and 6.2 ETSI TS 129 163 [40], clauses 7.2.3.1 and 7.2.3.2 ETSI TS 183 036 [42], clauses 5.1.1 and 5.1.2
TSS reference:	ISDN-ISDN/Basic_call/Successful/UDI/110217	
Selection criteria:	Recommendation ITU-T V.110 [33]/Recommendation ITU-T X.30 [34] rate adaption	
Test purpose:	Support of terminal adaptors Recommendation ITU-T V.110 [33]/ Recommendation ITU-T X.30 [34]: Ensure that the BC information is transported transparently through the network and correctly delivered to the called user	
Parameter values:	SETUP: BC = UDI; Recommendation ITU-T V.110 [33]/Recommendation ITU-T X.30 [34] synchronous user rate 19,2 kbit/s, no LLC	
Comments:		

110218	ISDN reference to: ETSI EN 300 403-1 [1], clauses 5.1 and 5.2 Recommendation ITU-T Q.931 [38], clauses 5.1 and 5.2	Other relevant references: ETSI EN 300 899-1 [37], clauses 2.1.1 and 3.1.1 Recommendation ITU-T Q.699 [24], clauses 2.1.1 and 3.1.1 Recommendation ITU-T Q.1912.5 [35], clauses 6.2 and 7.1 ETSI EN 383 001 [36], clauses 7.1 and 6.2 ETSI TS 129 163 [40], clauses 7.2.3.1 and 7.2.3.2 ETSI TS 183 036 [42], clauses 5.1.1 and 5.1.2
TSS reference:	ISDN-ISDN/Basic_call/Successful/UDI/110218	
Selection criteria:	Recommendation ITU-T V.110 [33]/Recommendation ITU-T X.30 [34] rate adaption	
Test purpose:	Support of terminal adaptors Recommendation ITU-T V.110 [33]/Recommendation ITU-T X.30 [34]: Ensure that the LLC information is transported transparently through the network and correctly delivered to the called user.	
Parameter values:	SETUP: BC = UDI, LLC = Recommendation ITU-T V.110 [33]/Recommendation ITU-T X.30 [34] synchronous user rate 2,4 kbit/s	
Comments:		

110219	ISDN reference to: ETSI EN 300 403-1 [1], clauses 5.1 and 5.2 Recommendation ITU-T Q.931 [38], clauses 5.1 and 5.2	Other relevant references: ETSI EN 300 899-1 [37], clauses 2.1.1 and 3.1.1 Recommendation ITU-T Q.699 [24], clauses 2.1.1 and 3.1.1 Recommendation ITU-T Q.1912.5 [35], clauses 6.2 and 7.1 ETSI EN 383 001 [36], clauses 7.1 and 6.2 ETSI TS 129 163 [40], clauses 7.2.3.1 and 7.2.3.2 ETSI TS 183 036 [42], clauses 5.1.1 and 5.1.2
TSS reference:	ISDN-ISDN/Basic_call/Successful/UDI/110219	
Selection criteria:	Recommendation ITU-T V.110 [33]/Recommendation ITU-T X.30 [34] rate adaption	
Test purpose:	Support of terminal adaptors Recommendation ITU-T V.110 [33]/ Recommendation ITU-T X.30 [34]: Ensure that the LLC information is transported transparently through the network and correctly delivered to the called user	
Parameter values:	SETUP: BC = UDI, LLC = Recommendation ITU-T V.110 [33]/Recommendation ITU-T X.30 [34] synchronous user rate 9,6 kbit/s	
Comments:		

110220	ISDN reference to: ETSI EN 300 403-1 [1], clauses 5.1 and 5.2 Recommendation ITU-T Q.931 [38], clauses 5.1 and 5.2	Other relevant references: ETSI EN 300 899-1 [37], clauses 2.1.1 and 3.1.1 Recommendation ITU-T Q.699 [24], clauses 2.1.1 and 3.1.1 Recommendation ITU-T Q.1912.5 [35], clauses 6.2 and 7.1 ETSI EN 383 001 [36], clauses 7.1 and 6.2 ETSI TS 129 163 [40], clauses 7.2.3.1 and 7.2.3.2 ETSI TS 183 036 [42], clauses 5.1.1 and 5.1.2
TSS reference:	ISDN-ISDN/Basic_call/Successful/UDI/110220	
Selection criteria:	Recommendation ITU-T V.110 [33]/Recommendation ITU-T X.30 [34] rate adaption	
Test purpose:	Support of terminal adaptors Recommendation ITU-T V.110 [33]/ Recommendation ITU-T X.30 [34]: Ensure that the LLC information is transported transparently through the network and correctly delivered to the called user	
Parameter values:	SETUP: BC = UDI, LLC = Recommendation ITU-T V.110 [33]/Recommendation ITU-T X.30 [34] synchronous user rate 19,2 kbit/s	
Comments:		

110221	ISDN reference to: ETSI EN 300 403-1 [1], clauses 5.1 and 5.2 Recommendation ITU-T Q.931 [38], clauses 5.1 and 5.2	Other relevant references: ETSI EN 300 899-1 [37], clauses 2.1.1 and 3.1.1 Recommendation ITU-T Q.699 [24], clauses 2.1.1 and 3.1.1 Recommendation ITU-T Q.1912.5 [35], clauses 6.2 and 7.1 ETSI EN 383 001 [36], clauses 7.1 and 6.2 ETSI TS 129 163 [40], clauses 7.2.3.1 and 7.2.3.2 ETSI TS 183 036 [42], clauses 5.1.1 and 5.1.2
TSS reference:	ISDN-ISDN/Basic_call/Successful/UDI/110221	
Selection criteria:	Recommendation ITU-T V.110 [33]/Recommendation ITU-T X.30 [34] rate adaption	
Test purpose:	Support of terminal adaptors Recommendation ITU-T V.110 [33]/ Recommendation ITU-T X.30 [34]: Ensure that BC and LLC information is transported transparently through the network and correctly delivered to the called user	
Parameter values:	SETUP: BC = LLC = Recommendation ITU-T V.110 [33]/Recommendation ITU-T X.30 [34] synchronous user rate 2,4 kbit/s	
Comments:		

110222	ISDN reference to: ETSI EN 300 403-1 [1], clauses 5.1 and 5.2 Recommendation ITU-T Q.931 [38], clauses 5.1 and 5.2	Other relevant references: ETSI EN 300 899-1 [37], clauses 2.1.1 and 3.1.1 Recommendation ITU-T Q.699 [24], clauses 2.1.1 and 3.1.1 Recommendation ITU-T Q.1912.5 [35], clauses 6.2 and 7.1 ETSI EN 383 001 [36], clauses 7.1 and 6.2 ETSI TS 129 163 [40], clauses 7.2.3.1 and 7.2.3.2 ETSI TS 183 036 [42], clauses 5.1.1 and 5.1.2
TSS reference:	ISDN-ISDN/Basic_call/Successful/UDI/110222	
Selection criteria:	Recommendation ITU-T V.110 [33]/Recommendation ITU-T X.30 [34] rate adaption	
Test purpose:	Support of terminal adaptors Recommendation ITU-T V.110 [33]/Recommendation ITU-T X.30 [34]: Ensure that BC and LLC information is transported transparently through the network and correctly delivered to the called user	
Parameter values:	SETUP: BC = LLC = Recommendation ITU-T V.110 [33]/Recommendation ITU-T X.30 [34] synchronous user rate 9,6 kbit/s	
Comments:		

110223	ISDN reference to: ETSI EN 300 403-1 [1], clauses 5.1 and 5.2 Recommendation ITU-T Q.931 [38], clauses 5.1 and 5.2	Other relevant references: ETSI EN 300 899-1 [37], clauses 2.1.1 and 3.1.1 Recommendation ITU-T Q.699 [24], clauses 2.1.1 and 3.1.1 Recommendation ITU-T Q.1912.5 [35], clauses 6.2 and 7.1 ETSI EN 383 001 [36], clauses 7.1 and 6.2 ETSI TS 129 163 [40], clauses 7.2.3.1 and 7.2.3.2 ETSI TS 183 036 [42], clauses 5.1.1 and 5.1.2
TSS reference:	ISDN-ISDN/Basic_call/Successful/UDI/110223	
Selection criteria:	Recommendation ITU-T V.110 [33]/Recommendation ITU-T X.30 [34] rate adaption	
Test purpose:	Support of terminal adaptors Recommendation ITU-T V.110 [33]/Recommendation ITU-T X.30 [34]: Ensure that BC and LLC information is transported transparently through the network and correctly delivered to the called user	
Parameter values:	SETUP: BC = LLC =Recommendation ITU-T V.110 [33]/Recommendation ITU-T X.30 [34] synchronous user rate 19,2 kbit/s	
Comments:		

110224	ISDN reference to: ETSI EN 300 403-1 [1], clauses 5.1 and 5.2 Recommendation ITU-T Q.931 [38], clauses 5.1 and 5.2	Other relevant references: ETSI EN 300 899-1 [37], clauses 2.1.1 and 3.1.1 Recommendation ITU-T Q.699 [24], clauses 2.1.1 and 3.1.1 Recommendation ITU-T Q.1912.5 [35], clauses 6.2 and 7.1 ETSI EN 383 001 [36], clauses 7.1 and 6.2 ETSI TS 129 163 [40], clauses 7.2.3.1 and 7.2.3.2 ETSI TS 183 036 [42], clauses 5.1.1 and 5.1.2
TSS reference:	ISDN-ISDN/Basic_call/Successful/UDI/110224	
Selection criteria:	Recommendation ITU-T V.110 [33]/Recommendation ITU-T X.30 [34] rate adaption	
Test purpose:	Support of terminal adaptors Recommendation ITU-T V.110 [33]/ Recommendation ITU-T X.30 [34]: Ensure that the BC information is transported transparently through the network and correctly delivered to the called user	
Parameter values:	SETUP: BC = UDI; Recommendation ITU-T V.110 [33]/Recommendation ITU-T X.30 [34] asynchronous user rate 2,4 kbit/s, no LLC	
Comments:		

110225	ISDN reference to: ETSI EN 300 403-1 [1], clauses 5.1 and 5.2 Recommendation ITU-T Q.931 [38], clauses 5.1 and 5.2	Other relevant references: ETSI EN 300 899-1 [37], clauses 2.1.1 and 3.1.1 Recommendation ITU-T Q.699 [24], clauses 2.1.1 and 3.1.1 Recommendation ITU-T Q.1912.5 [35], clauses 6.2 and 7.1 ETSI EN 383 001 [36], clauses 7.1 and 6.2 ETSI TS 129 163 [40], clauses 7.2.3.1 and 7.2.3.2 ETSI TS 183 036 [42], clauses 5.1.1 and 5.1.2
TSS reference:	ISDN-ISDN/Basic_call/Successful/UDI/110225	
Selection criteria:	Recommendation ITU-T V.110 [33]/Recommendation ITU-T X.30 [34] rate adaption	
Test purpose:	Support of terminal adaptors Recommendation ITU-T V.110 [33]/Recommendation ITU-T X.30 [34]: Ensure that the BC information is transported transparently through the network and correctly delivered to the called user	
Parameter values:	SETUP: BC = UDI; Recommendation ITU-T V.110 [33]/Recommendation ITU-T X.30 [34] asynchronous user rate 9,6 kbit/s, no LLC	
Comments:		

110226	ISDN reference to: ETSI EN 300 403-1 [1], clauses 5.1 and 5.2 Recommendation ITU-T Q.931 [38] clauses 5.1 and 5.2	Other relevant references: ETSI EN 300 899-1 [37], clauses 2.1.1 and 3.1.1 Recommendation ITU-T Q.699 [24], clauses 2.1.1 and 3.1.1 Recommendation ITU-T Q.1912.5 [35], clauses 6.2 and 7.1 ETSI EN 383 001 [36], clauses 7.1 and 6.2 ETSI TS 129 163 [40], clauses 7.2.3.1 and 7.2.3.2 ETSI TS 183 036 [42], clauses 5.1.1 and 5.1.2
TSS reference:	ISDN-ISDN/Basic_call/Successful/UDI/110226	
Selection criteria:	Recommendation ITU-T V.110 [33]/Recommendation ITU-T X.30 [34] rate adaption	
Test purpose:	Support of terminal adaptors Recommendation ITU-T V.110 [33]/Recommendation ITU-T X.30 [34]: Ensure that the BC information is transported transparently through the network and correctly delivered to the called user	
Parameter values:	SETUP: BC = UDI; Recommendation ITU-T V.110 [33]/Recommendation ITU-T X.30 [34] asynchronous user rate 19,2 kbit/s, no LLC	
Comments:		

110227	ISDN reference to: ETSI EN 300 403-1 [1], clauses 5.1 and 5.2 Recommendation ITU-T Q.931 [38], clauses 5.1 and 5.2	Other relevant references: ETSI ETS 300 103 [i.1], annex I ETSI EG 201 018 [i.15], clause 7.1.1 ETSI EN 300 899-1 [37], clauses 2.1.1 and 3.1.1 Recommendation ITU-T Q.699 [24], clauses 2.1.1 and 3.1.1 Recommendation ITU-T Q.1912.5 [35], clauses 6.2 and 7.1 ETSI EN 383 001 [36], clauses 7.1 and 6.2 ETSI TS 129 163 [40], clauses 7.2.3.1 and 7.2.3.2 ETSI TS 183 036 [42], clauses 5.1.1 and 5.1.2
TSS reference:	ISDN-ISDN/Basic_call/Successful/UDI/110227	
Selection criteria:	Recommendation ITU-T V.110 [33]/Recommendation ITU-T X.30 [34] rate adaption	
Test purpose:	Support of terminal adaptors Recommendation ITU-T V.110 [33]/ Recommendation ITU-T X.30 [34]: Ensure that the LLC information is transported transparently through the network and correctly delivered to the called user	
Parameter values:	SETUP: BC = UDI, LLC = Recommendation ITU-T V.110 [33]/Recommendation ITU-T X.30 [34] asynchronous user rate 2,4 kbit/s	
Comments:		

110228	ISDN reference to: ETSI EN 300 403-1 [1], clauses 5.1 and 5.2 Recommendation ITU-T Q.931 [38], clauses 5.1 and 5.2	Other relevant references: ETSI ETS 300 103 [i.1], annex I ETSI EG 201 018 [i.15], clause 7.1.1 ETSI EN 300 899-1 [37], clauses 2.1.1 and 3.1.1 Recommendation ITU-T Q.699 [24], clauses 2.1.1 and 3.1.1 Recommendation ITU-T Q.1912.5 [35], clauses 6.2 and 7.1 ETSI EN 383 001 [36], clauses 7.1 and 6.2 ETSI TS 129 163 [40], clauses 7.2.3.1 and 7.2.3.2 ETSI TS 183 036 [42], clauses 5.1.1 and 5.1.2
TSS reference:	ISDN-ISDN/Basic_call/Successful/UDI/110228	
Selection criteria:	Recommendation ITU-T V.110 [33]/Recommendation ITU-T X.30 [34] rate adaption	
Test purpose:	Support of terminal adaptors Recommendation ITU-T V.110 [33]/ Recommendation ITU-T X.30 [34]: Ensure that the LLC information is transported transparently through the network and correctly delivered to the called user	
Parameter values:	SETUP: BC = UDI, LLC = Recommendation ITU-T V.110 [33]/Recommendation ITU-T X.30 [34] asynchronous user rate 9,6 kbit/s	
Comments:		

110229	ISDN reference to: ETSI EN 300 403-1 [1], clauses 5.1 and 5.2 Recommendation ITU-T Q.931 [38], clauses 5.1 and 5.2	Other relevant references: ETSI ETS 300 103 [i.1], annex I ETSI EG 201 018 [i.15], clause 7.1.1 ETSI EN 300 899-1 [37], clauses 2.1.1 and 3.1.1 Recommendation ITU-T Q.699 [24], clauses 2.1.1 and 3.1.1 Recommendation ITU-T Q.1912.5 [35], clauses 6.2 and 7.1 ETSI EN 383 001 [36], clauses 7.1 and 6.2 ETSI TS 129 163 [40], clauses 7.2.3.1 and 7.2.3.2 ETSI TS 183 036 [42], clauses 5.1.1 and 5.1.2
TSS reference:	ISDN-ISDN/Basic_call/Successful/UDI/110229	
Selection criteria:	Recommendation ITU-T V.110 [33]/Recommendation ITU-T X.30 [34] rate adaption	
Test purpose:	Support of terminal adaptors Recommendation ITU-T V.110 [33]/ Recommendation ITU-T X.30 [34]: Ensure that the LLC information is transported transparently through the network and correctly delivered to the called user	
Parameter values:	SETUP: BC = UDI, LLC = Recommendation ITU-T V.110 [33]/Recommendation ITU-T X.30 [34] asynchronous user rate 19,2 kbit/s	
Comments:		

110230	ISDN reference to: ETSI EN 300 403-1 [1], clauses 5.1 and 5.2 Recommendation ITU-T Q.931 [38], clauses 5.1 and 5.2	Other relevant references: ETSI EN 300 899-1 [37], clauses 2.1.1 and 3.1.1 Recommendation ITU-T Q.699 [24], clauses 2.1.1 and 3.1.1 Recommendation ITU-T Q.1912.5 [35], clauses 6.2 and 7.1 ETSI EN 383 001 [36], clauses 7.1 and 6.2 ETSI TS 129 163 [40], clauses 7.2.3.1 and 7.2.3.2 ETSI TS 183 036 [42], clauses 5.1.1 and 5.1.2
TSS reference:	ISDN-ISDN/Basic_call/Successful/UDI/110230	
Selection criteria:	Recommendation ITU-T V.110 [33]/Recommendation ITU-T X.30 [34] rate adaption	
Test purpose:	Support of terminal adaptors Recommendation ITU-T V.110 [33]/Recommendation ITU-T X.30 [34]: Ensure that BC and LLC information is transported transparently through the network and correctly delivered to the called user	
Parameter values:	SETUP: BC = LLC =Recommendation ITU-T V.110 [33]/Recommendation ITU-T X.30 [34] asynchronous user rate 2,4 kbit/s	
Comments:		

110231	ISDN reference to: ETSI EN 300 403-1 [1], clauses 5.1 and 5.2 Recommendation ITU-T Q.931 [38], clauses 5.1 and 5.2	Other relevant references: ETSI EN 300 899-1 [37], clauses 2.1.1 and 3.1.1 Recommendation ITU-T Q.699 [24], clauses 2.1.1 and 3.1.1 Recommendation ITU-T Q.1912.5 [35], clauses 6.2 and 7.1 ETSI EN 383 001 [36], clauses 7.1 and 6.2 ETSI TS 129 163 [40], clauses 7.2.3.1 and 7.2.3.2 ETSI TS 183 036 [42], clauses 5.1.1 and 5.1.2
TSS reference:	ISDN-ISDN/Basic_call/Successful/UDI/110231	
Selection criteria:	Recommendation ITU-T V.110 [33]/Recommendation ITU-T X.30 [34] rate adaption	
Test purpose:	Support of terminal adaptors Recommendation ITU-T V.110 [33]/Recommendation ITU-T X.30 [34]: Ensure that BC and LLC information is transported transparently through the network and correctly delivered to the called user	
Parameter values:	SETUP: BC = LLC =Recommendation ITU-T V.110 [33]/Recommendation ITU-T X.30 [34] asynchronous user rate 9,6 kbit/s	
Comments:		

110232	ISDN reference to: ETSI EN 300 403-1 [1], clauses 5.1 and 5.2 Recommendation ITU-T Q.931 [38], clauses 5.1 and 5.2	Other relevant references: ETSI EN 300 899-1 [37], clauses 2.1.1 and 3.1.1 Recommendation ITU-T Q.699 [24], clauses 2.1.1 and 3.1.1 Recommendation ITU-T Q.1912.5 [35], clauses 6.2 and 7.1 ETSI EN 383 001 [36], clauses 7.1 and 6.2 ETSI TS 129 163 [40], clauses 7.2.3.1 and 7.2.3.2 ETSI TS 183 036 [42], clauses 5.1.1 and 5.1.2
TSS reference:	ISDN-ISDN/Basic_call/Successful/UDI/110232	
Selection criteria:	Recommendation ITU-T V.110 [33]/Recommendation ITU-T X.30 [34] rate adaption	
Test purpose:	Support of terminal adaptors Recommendation ITU-T V.110 [33]/Recommendation ITU-T X.30 [34]: Ensure that BC and LLC information is transported transparently through the network and correctly delivered to the called user	
Parameter values:	SETUP: BC = LLC = Recommendation ITU-T V.110 [33]/Recommendation ITU-T X.30 [34] asynchronous user rate 19,2 kbit/s	
Comments:		

110233	ISDN reference to: ETSI EN 300 403-1 [1], clauses 5.1 and 5.2 Recommendation ITU-T Q.931 [38], clauses 5.1 and 5.2	Other relevant references: ETSI EN 300 899-1 [37], clauses 2.1.1 and 3.1.1 Recommendation ITU-T Q.699 [24], clauses 2.1.1 and 3.1.1 Recommendation ITU-T Q.1912.5 [35], clauses 6.2 and 7.1 ETSI EN 383 001 [36], clauses 7.1 and 6.2 ETSI TS 129 163 [40], clauses 7.2.3.1 and 7.2.3.2 ETSI TS 183 036 [42], clauses 5.1.1 and 5.1.2
TSS reference:	ISDN-ISDN/Basic_call/Successful/UDI/110233	
Selection criteria:	Recommendation ITU-T V.110 [33]/Recommendation ITU-T X.30 [34] rate adaption	
Test purpose:	Support of terminal adaptors Recommendation ITU-T V.110 [33]/Recommendation ITU-T X.30 [34]: Ensure that the BC information is transported transparently through the network and correctly delivered to the called user	
Parameter values:	SETUP: BC = UDI; Recommendation ITU-T V.110 [33]/Recommendation ITU-T X.30 [34] synchronous user rate 56 kbit/s, no LLC	
Comments:		

110234	ISDN reference to: ETSI EN 300 403-1 [1], clauses 5.1 and 5.2 Recommendation ITU-T Q.931 [38], clauses 5.1 and 5.2	Other relevant references: ETSI EN 300 899-1 [37], clauses 2.1.1 and 3.1.1 Recommendation ITU-T Q.699 [24], clauses 2.1.1 and 3.1.1 Recommendation ITU-T Q.1912.5 [35], clauses 6.2 and 7.1 ETSI EN 383 001 [36], clauses 7.1 and 6.2 ETSI TS 129 163 [40], clauses 7.2.3.1 and 7.2.3.2 ETSI TS 183 036 [42], clauses 5.1.1 and 5.1.2
TSS reference:	ISDN-ISDN/Basic_call/Successful/UDI/110234	
Selection criteria:	Recommendation ITU-T V.110 [33]/Recommendation ITU-T X.30 [34] rate adaption	
Test purpose:	Support of terminal adaptors Recommendation ITU-T V.110 [33]/Recommendation ITU-T X.30 [34]: Ensure that the LLC information is transported transparently through the network and correctly delivered to the called user	
Parameter values:	SETUP: BC = UDI, LLC = Recommendation ITU-T V.110 [33]/Recommendation ITU-T X.30 [34] synchronous user rate 56 kbit/s	
Comments:		

110235	ISDN reference to: ETSI EN 300 403-1 [1], clauses 5.1 and 5.2 Recommendation ITU-T Q.931 [38], clauses 5.1 and 5.2	Other relevant references: ETSI EN 300 899-1 [37], clauses 2.1.1 and 3.1.1 Recommendation ITU-T Q.699 [24], clauses 2.1.1 and 3.1.1 Recommendation ITU-T Q.1912.5 [35], clauses 6.2 and 7.1 ETSI EN 383 001 [36], clauses 7.1 and 6.2 ETSI TS 129 163 [40], clauses 7.2.3.1 and 7.2.3.2 ETSI TS 183 036 [42], clauses 5.1.1 and 5.1.2
TSS reference:	ISDN-ISDN/Basic_call/Successful/UDI/110235	
Selection criteria:	Recommendation ITU-T V.110 [33]/Recommendation ITU-T X.30 [34] rate adaption	
Test purpose:	Support of terminal adaptors Recommendation ITU-T V.110 [33]/Recommendation ITU-T X.30 [34]: Ensure that BC and LLC information is transported transparently through the network and correctly delivered to the called user	
Parameter values:	SETUP: BC = LLC =Recommendation ITU-T V.110 [33]/Recommendation ITU-T X.30 [34] synchronous user rate 56 kbit/s	
Comments:		

110236	ISDN reference to: ETSI EN 300 403-1 [1], clauses 5.1 and 5.2 Recommendation ITU-T Q.931 [38], clauses 5.1 and 5.2	Other relevant references: ETSI EG 201 018 [i.15], clause 7.1.3 ETSI EN 300 899-1 [37], clauses 2.1.1 and 3.1.1 Recommendation ITU-T Q.699 [24], clauses 2.1.1 and 3.1.1 Recommendation ITU-T Q.1912.5 [35], clauses 6.2 and 7.1 ETSI EN 383 001 [36], clauses 7.1 and 6.2 ETSI TS 129 163 [40], clauses 7.2.3.1 and 7.2.3.2 ETSI TS 183 036 [42], clauses 5.1.1 and 5.1.2
TSS reference:	ISDN-ISDN/Basic_call/Successful/UDI/110236	
Selection criteria:	Syntax-based videotex teleservice	
Test purpose:	Support of syntax-based videotex teleservice using end-to-end circuit connection: Ensure that the LLC and HLC information is transported transparently through the network and correctly delivered to the called user	
Parameter values:	SETUP: BC = UDI, HLC = syntax-based videotex, LLC = telematic_term	
Comments:		

110237	ISDN reference to: ETSI EN 300 403-1 [1], clauses 5.1 and 5.2 Recommendation ITU-T Q.931 [38], clauses 5.1 and 5.2	Other relevant references: ETSI EG 201 018 [i.15], clause 6.3.7 ETSI EN 300 899-1 [37], clauses 2.1.1 and 3.1.1 Recommendation ITU-T Q.699 [24], clauses 2.1.1 and 3.1.1 Recommendation ITU-T Q.1912.5 [35], clauses 6.2 and 7.1 ETSI EN 383 001 [36], clauses 7.1 and 6.2 ETSI TS 129 163 [40], clauses 7.2.3.1 and 7.2.3.2 ETSI TS 183 036 [42], clauses 5.1.1 and 5.1.2
TSS reference:	ISDN-ISDN/Basic_call/Successful/UDI/110237	
Selection criteria:	FTAM teleservice	
Test purpose:	Support of file transfer & access management (FTAM) teleservice: Ensure that the LLC and HLC information is transported transparently through the network and correctly delivered to the called user	
Parameter values:	SETUP: BC = UDI, HLC = FTAM, LLC = telematic_term	
Comments:		

110238	ISDN reference to: ETSI EN 300 403-1 [1], clauses 5.1 and 5.2 Recommendation ITU-T Q.931 [38], clauses 5.1 and 5.2	Other relevant references: ETSI EG 201 018 [i.15], clause 6.3.8 ETSI EN 300 899-1 [37], clauses 2.1.1 and 3.1.1 Recommendation ITU-T Q.699 [24], clauses 2.1.1 and 3.1.1 Recommendation ITU-T Q.1912.5 [35], clauses 6.2 and 7.1 ETSI EN 383 001 [36], clauses 7.1 and 6.2 ETSI TS 129 163 [40], clauses 7.2.3.1 and 7.2.3.2 ETSI TS 183 036 [42], clauses 5.1.1 and 5.1.2
TSS reference:	ISDN-ISDN/Basic_call/Successful/UDI/110238	
Selection criteria:	Eurofile transfer teleservice	
Test purpose:	Support of Euro file transfer teleservice: Ensure that the LLC and HLC information is transported transparently through the network and correctly delivered to the called user	
Parameter values:	SETUP: BC = UDI, HLC = Eurofile, LLC = telematic_term	
Comments:		

6.2.1.3 Successful - Audio

110301	ISDN reference to: ETSI EN 300 403-1 [1], clauses 5.1 and 5.2 Recommendation ITU-T Q.931 [38], clauses 5.1 and 5.2	Other relevant references: ETSI EN 300 899-1 [37], clauses 2.1.1 and 3.1.1 Recommendation ITU-T Q.699 [24], clauses 2.1.1 and 3.1.1 Recommendation ITU-T Q.1912.5 [35], clauses 6.2 and 7.1 ETSI EN 383 001 [36], clauses 7.1 and 6.2 ETSI TS 129 163 [40], clauses 7.2.3.1 and 7.2.3.2 ETSI TS 183 036 [42], clauses 5.1.1 and 5.1.2
TSS reference:	ISDN-ISDN/Basic_call/Successful/Audio/110301	
Selection criteria:	PSTN XML and early media are supported from calling and called AGW/VGW	
Test purpose:	Ensure that call establishment using en-bloc sending is performed correctly	
ISDN Parameter values calling user:	SETUP: BC = 3,1 kHz audio, no HLC CALL PROCEEDING: ALERTING: PI#8	
ISDN Parameter values called user:	SETUP: BC = 3,1 kHz audio, no HLC ALERTING:	
Comments:		

110301A	ISDN reference to: ETSI EN 300 403-1 [1], clauses 5.1 and 5.2 Recommendation ITU-T Q.931 [38], clauses 5.1 and 5.2	Other relevant references: ETSI EN 300 899-1 [37], clauses 2.1.1 and 3.1.1 Recommendation ITU-T Q.699 [24], clauses 2.1.1 and 3.1.1 Recommendation ITU-T Q.1912.5 [35], clauses 6.2 and 7.1 ETSI EN 383 001 [36], clauses 7.1 and 6.2 ETSI TS 129 163 [40], clauses 7.2.3.1 and 7.2.3.2 ETSI TS 183 036 [42], clauses 5.1.1 and 5.1.2
TSS reference:	ISDN-ISDN/Basic_call/Successful/Audio/110301A	
Selection criteria:	PSTN XML and early media are not supported from the called AGW/VGW En-block sending	
Test purpose:	Ensure that call establishment using en-bloc sending is performed correctly	
ISDN Parameter values calling user:	SETUP BC = 3,1 kHz audio, no HLC CALL PROCEEDING ALERTING: PI#1 ("Call is not end-to-end ISDN: further call progress information may be available in-band"); PI#8 CONNECT:	
ISDN Parameter values called user:	SETUP:BC = 3,1 kHz audio; PI#1("Call is not end-to-end ISDN: further call progress information may be available in-band") ALERTING:	
Comments:		

110301B	ISDN reference to: ETSI EN 300 403-1 [1], clauses 5.1 and 5.2 Recommendation ITU-T Q.931 [38], clauses 5.1 and 5.2	Other relevant references: ETSI EN 300 899-1 [37], clauses 2.1.1 and 3.1.1 Recommendation ITU-T Q.699 [24], clauses 2.1.1 and 3.1.1 Recommendation ITU-T Q.1912.5 [35], clauses 6.2 and 7.1 ETSI EN 383 001 [36], clauses 7.1 and 6.2 ETSI TS 129 163 [40], clauses 7.2.3.1 and 7.2.3.2 ETSI TS 183 036 [42], clauses 5.1.1 and 5.1.2
TSS reference:	ISDN-ISDN/Basic_call/Successful/Audio/110301B	
Selection criteria:	PSTN XML and early media are not supported from the calling AGW/VGW	
Test purpose:	Ensure that call establishment using en-bloc sending is performed correctly	
ISDN Parameter values calling user:	SETUP: BC = 3,1 kHz audio, no HLC CALL PROCEEDING: PI#1 ("Call is not end-to-end ISDN: further call progress information may be available in-band"); ALERTING: PI#8 CONNECT	
ISDN Parameter values called user:	SETUP:BC = 3,1 kHz audio; PI#1 ("Call is not end-to-end ISDN: further call progress information may be available in-band") CALL PROCEEDING: ALERTING: CONNECT:	
Comments:		

110302	ISDN reference to: ETSI EN 300 403-1 [1], clauses 5.1 and 5.2 Recommendation ITU-T Q.931 [38], clauses 5.1 and 5.2	Other relevant references: ETSI EN 300 899-1 [37], clauses 2.1.1 and 3.1.1 Recommendation ITU-T Q.699 [24], clauses 2.1.1 and 3.1.1 Recommendation ITU-T Q.1912.5 [35], clauses 6.2 and 7.1 ETSI EN 383 001 [36], clauses 7.1 and 6.2 ETSI TS 129 163 [40], clauses 7.2.3.1 and 7.2.3.2 ETSI TS 183 036 [42], clauses 5.1.1 and 5.1.2
TSS reference:	ISDN-ISDN/Basic_call/Successful/Audio/110302	
Selection criteria:	PSTN XML and early media are supported from the calling and called AGW/VGW	
Test purpose:	Ensure that call establishment using overlap sending is performed correctly	
ISDN Parameter values calling user:	SETUP:BC = 3,1 kHz audio, no HLC CALL PROCEEDING: ALERTING: PI#8	
ISDN Parameter values called user:	SETUP:BC = 3,1 kHz audio, no HLC CALL PROCEEDING: ALERTING: PI#8	
Comments:		

110302A	ISDN reference to: ETSI EN 300 403-1 [1], clauses 5.1 and 5.2 Recommendation ITU-T Q.931 [38], clauses 5.1 and 5.2	Other relevant references: ETSI EN 300 899-1 [37], clauses 2.1.1 and 3.1.1 Recommendation ITU-T Q.699 [24], clauses 2.1.1 and 3.1.1 Recommendation ITU-T Q.1912.5 [35], clauses 6.2 and 7.1 ETSI EN 383 001 [36], clauses 7.1 and 6.2 ETSI TS 129 163 [40], clauses 7.2.3.1 and 7.2.3.2 ETSI TS 183 036 [42], clauses 5.1.1 and 5.1.2
TSS reference:	ISDN-ISDN/Basic_call/Successful/Audio/110302A	
Selection criteria:	PSTN XML and early media are not supported from the called AGW/VGW	
Test purpose:	Ensure that call establishment using overlap sending is performed correctly	
ISDN Parameter values calling user:	SETUP BC = 3,1 kHz audio, no HLC CALL PROCEEDING: ALERTING: PI#1 ("Call is not end-to-end ISDN: further call progress information may be available in-band"); PI#8	
ISDN Parameter values called user:	SETUP:BC = 3,1 kHz audio; PI#1 ("Call is not end-to-end ISDN: further call progress information may be available in-band") CALL PROCEEDING: ALERTING:	
Comments:		

110302B	ISDN reference to: ETSI EN 300 403-1 [1], clauses 5.1 and 5.2 Recommendation ITU-T Q.931 [38], clauses 5.1 and 5.2	Other relevant references: ETSI EN 300 899-1 [37], clauses 2.1.1 and 3.1.1 Recommendation ITU-T Q.699 [24], clauses 2.1.1 and 3.1.1 Recommendation ITU-T Q.1912.5 [35], clauses 6.2 and 7.1 ETSI EN 383 001 [36], clauses 7.1 and 6.2 ETSI TS 129 163 [40], clauses 7.2.3.1 and 7.2.3.2 ETSI TS 183 036 [42], clauses 5.1.1 and 5.1.2
TSS reference:	ISDN-ISDN/Basic_call/Successful/Audio/110302B	
Selection criteria:	PSTN XML and early media are not supported from the calling AGW/VGW	
Test purpose:	Ensure that call establishment using overlap sending is performed correctly	
ISDN Parameter values calling user:	BC = 3,1 kHz audio, no HLC CALL PROCEEDING: PI#1 ("Call is not end-to-end ISDN: further call progress information may be available in-band") ALERTING: PI#8	
ISDN Parameter values called user:	SETUP BC = 3,1 kHz audio; PI#1 ("Call is not end-to-end ISDN: further call progress information may be available in-band") CALL PROCEEDING: ALERTING:	
Comments:		

110303	ISDN reference to: ETSI EN 300 403-1 [1], clauses 5.1 and 5.2 Recommendation ITU-T Q.931 [38], clauses 5.1 and 5.2	Other relevant references: ETSI EN 300 899-1 [37], clauses 2.1.1 and 3.1.1 Recommendation ITU-T Q.699 [24], clauses 2.1.1 and 3.1.1 Recommendation ITU-T Q.1912.5 [35], clauses 6.2 and 7.1 ETSI EN 383 001 [36], clauses 7.1 and 6.2 ETSI TS 129 163 [40], clauses 7.2.3.1 and 7.2.3.2 ETSI TS 183 036 [42], clauses 5.1.1 and 5.1.2
TSS reference:	ISDN-ISDN/Basic_call/Successful/Audio/110303	
Selection criteria:	PSTN XML and early media are supported from the calling and called AGW/VGW	
Test purpose:	Ensure that the call clearing procedure is performed correctly when the calling user clears after answer	
ISDN Parameter values calling user:	SETUP:BC = 3,1 kHz audio, no HLC ALERTING: PI#8 CONNECT: DISC: PI#16	
ISDN Parameter values called user:	SETUP:BC = 3,1 kHz audio, no HLC ALERTING: PI#8 CONNECT: DISC: PI#16	
Comments:		

110304	ISDN reference to: ETSI EN 300 403-1 [1], clauses 5.1 and 5.2 Recommendation ITU-T Q.931 [38], clauses 5.1 and 5.2	Other relevant references: ETSI EN 300 899-1 [37], clauses 2.1.1 and 3.1.1 Recommendation ITU-T Q.699 [24], clauses 2.1.1 and 3.1.1 Recommendation ITU-T Q.1912.5 [35], clauses 6.2 and 7.1 ETSI EN 383 001 [36], clauses 7.1 and 6.2 ETSI TS 129 163 [40], clauses 7.2.3.1 and 7.2.3.2 ETSI TS 183 036 [42], clauses 5.1.1 and 5.1.2
TSS reference:	ISDN-ISDN/Basic_call/Successful/Audio/110304	
Selection criteria:	PSTN XML and early media are supported from the calling and called AGW/VGW	
Test purpose:	Ensure that the call clearing procedure is performed correctly when the called user clears after answer	
ISDN Parameter values calling user:	SETUP: BC = 3,1 kHz audio, no HLC ALERTING: PI#8 CONNECT: DISC: PI#16	
ISDN Parameter values called user:	SETUP: BC = 3,1 kHz audio, no HLC ALERTING: CONNECT: DISC: PI#16	
Comments:		

110305	ISDN reference to: ETSI EN 300 403-1 [1], clauses 5.1 and 5.2 Recommendation ITU-T Q.931 [38], clauses 5.1 and 5.2	Other relevant references: ETSI EN 300 899-1 [37], clauses 2.1.1 and 3.1.1 Recommendation ITU-T Q.699 [24], clauses 2.1.1 and 3.1.1 Recommendation ITU-T Q.1912.5 [35], clauses 6.2 and 7.1 ETSI EN 383 001 [36], clauses 7.1 and 6.2 ETSI TS 129 163 [40], clauses 7.2.3.1 and 7.2.3.2 ETSI TS 183 036 [42], clauses 5.1.1 and 5.1.2
TSS reference:	ISDN-ISDN/Basic_call/Successful/Audio/110305	
Selection criteria:	Telefax G2/G3 terminals, PSTN XML and early media are supported from the calling and called AGW/VGW En-block sending	
Test purpose:	Support of Telefax G2/G3: Ensure that the HLC information is transported transparently through the network and correctly delivered to the called user.	
Parameter values:	SETUP: BC = 3,1 kHz audio, HLC = facsimile group 2/3	
Comments:		

110305A	ISDN reference to: ETSI EN 300 403-1 [1], clauses 5.1 and 5.2 Recommendation ITU-T Q.931 [38], clauses 5.1 and 5.2	Other relevant references: ETSI EN 300 899-1 [37], clauses 2.1.1 and 3.1.1 Recommendation ITU-T Q.699 [24], clauses 2.1.1 and 3.1.1 Recommendation ITU-T Q.1912.5 [35], clauses 6.2 and 7.1 ETSI EN 383 001 [36], clauses 7.1 and 6.2 ETSI TS 129 163 [40], clauses 7.2.3.1 and 7.2.3.2 ETSI TS 183 036 [42], clauses 5.1.1 and 5.1.2
TSS reference:	ISDN-ISDN/Basic_call/Successful/Audio/110305A	
Selection criteria:	Telefax G2/G3 terminals, PSTN XML and early media are not supported from the called AGW/VGW En-block sending	
Test purpose:	Support of Telefax G2/G3: The HLC information is not transported transparently through the network and correctly delivered to the called user.	
ISDN Parameter values calling user:	SETUP BC = 3,1 kHz audio, HLC = facsimile group 2/3 CALL PROCEEDING: ALERTING: PI#1("Call is not end-to-end ISDN: further call progress information may be available in-band") CONNECT:	
ISDN Parameter values called user:	BC = 3,1 kHz audio; PI#1("Call is not end-to-end ISDN: further call progress information may be available in-band")	
Comments:		

110305B	ISDN reference to: ETSI EN 300 403-1 [1], clauses 5.1 and 5.2 Recommendation ITU-T Q.931 [38], clauses 5.1 and 5.2	Other relevant references: ETSI EN 300 899-1 [37], clauses 2.1.1 and 3.1.1 Recommendation ITU-T Q.699 [24], clauses 2.1.1 and 3.1.1 Recommendation ITU-T Q.1912.5 [35], clauses 6.2 and 7.1 ETSI EN 383 001 [36], clauses 7.1 and 6.2 ETSI TS 129 163 [40], clauses 7.2.3.1 and 7.2.3.2 ETSI TS 183 036 [42], clauses 5.1.1 and 5.1.2
TSS reference:	ISDN-ISDN/Basic_call/Successful/Audio/110305B	
Selection criteria:	Telefax G2/G3 terminals, PSTN XML and early media are not supported from the calling AGW/VGW En-block sending	
Test purpose:	Support of Telefax G2/G3: The HLC information is not transported transparently through the network and correctly delivered to the called user	
ISDN Parameter values calling user:	SETUP BC = 3,1 kHz audio, HLC = facsimile group 2/3 CALL PROCEEDING: PI#1 ("Call is not end-to-end ISDN: further call progress information may be available in-band") ALERTING: CONNECT:	
ISDN Parameter values called user:	SETUP BC = 3,1 kHz audio; PI#1 ("Call is not end-to-end ISDN: further call progress information may be available in-band") CALL PROCEEDING: ALERTING: CONNECT:	
Comments:		

110306	ISDN reference to: ETSI EN 300 403-1 [1], clauses 5.1 and 5.2 Recommendation ITU-T Q.931 [38], clauses 5.1 and 5.2	Other relevant references: ETSI EN 300 899-1 [37], clauses 2.1.1 and 3.1.1 Recommendation ITU-T Q.699 [24], clauses 2.1.1 and 3.1.1 Recommendation ITU-T Q.1912.5 [35], clauses 6.2 and 7.1 ETSI EN 383 001 [36], clauses 7.1 and 6.2 ETSI TS 129 163 [40], clauses 7.2.3.1 and 7.2.3.2 ETSI TS 183 036 [42], clauses 5.1.1 and 5.1.2
TSS reference:	ISDN-ISDN/Basic_call/Successful/Audio/110306	
Selection criteria:	PSTN XML and early media are supported from the calling and called AGW/VGW	
Test purpose:	To verify that progress information in the SETUP can be transported correctly to the called user	
ISDN Parameter values calling user:	SETUP BC = 3,1 kHz audio, progress value #3 "origination address is non ISDN"	
ISDN Parameter values called user:	SETUP BC = 3,1 kHz audio, progress value #3 "origination address is non ISDN"	
Comments:		

110307	ISDN reference to: ETSI EN 300 403-1 [1], clauses 5.1 and 5.2 Recommendation ITU-T Q.931 [38], clauses 5.1 and 5.2	Other relevant references: ETSI EN 300 899-1 [37], clauses 2.1.1 and 3.1.1 Recommendation ITU-T Q.699 [24], clauses 2.1.1 and 3.1.1 Recommendation ITU-T Q.1912.5 [35], clauses 6.2 and 7.1 ETSI EN 383 001 [36], clauses 7.1 and 6.2 ETSI TS 129 163 [40], clauses 7.2.3.1 and 7.2.3.2 ETSI TS 183 036 [42], clauses 5.1.1 and 5.1.2
TSS reference:	ISDN-ISDN/Basic_call/Successful/Audio/110307	
Selection criteria:	PSTN XML and early media are supported from the calling and called AGW/VGW	
Test purpose:	To verify that progress information PI#2"destination address is non-ISDN" in the ALERT IE can be transported correctly to the calling user	
ISDN Parameter values calling user:	SETUP: BC = 3,1 kHz audio ALERTING: PI#8; PI#2"destination address is non-ISDN"	
ISDN Parameter values called user:	SETUP: BC = 3,1 kHz audio ALERTING: PI#2"destination address is non-ISDN"	
Comments:		

110308	ISDN reference to: ETSI EN 300 403-1 [1], clauses 5.1 and 5.2 Recommendation ITU-T Q.931 [38], clauses 5.1 and 5.2	Other relevant references:
TSS reference:	ISDN-ISDN/Basic_call/Successful/Audio/110308	
Selection criteria:	PSTN XML and early media are supported from the calling and called AGW/VGW	
Test purpose:	To verify that progress information in the CONNECT: IE can be transported correctly to the calling user	
ISDN Parameter values calling user:	SETUP: BC = 3,1 kHz audio CONNECT: PI#2"destination address is non-ISDN"	
ISDN Parameter values called user:	BC = 3,1 kHz audio CONNECT: PI#2"destination address is non-ISDN"	
Comments:		

110309	ISDN reference to: ETSI EN 300 403-1 [1], clauses 5.1 and 5.2 Recommendation ITU-T Q.931 [38], clauses 5.1 and 5.2	Other relevant references: ETSI EN 300 899-1 [37], clauses 2.1.1 and 3.1.1 Recommendation ITU-T Q.699 [24], clauses 2.1.1 and 3.1.1 Recommendation ITU-T Q.1912.5 [35], clauses 6.2 and 7.1 ETSI EN 383 001 [36], clauses 7.1 and 6.2 ETSI TS 129 163 [40], clauses 7.2.3.1 and 7.2.3.2 ETSI TS 183 036 [42], clauses 5.1.1 and 5.1.2
TSS reference:	ISDN-ISDN/Basic_call/Successful/Audio/110309	
Selection criteria:	Bearer service 3,1 kHz audio; PSTN XML and early media are supported from the calling and called AGW/VGW	
Test purpose:	Support of voice band data via modem. Ensure that the BC = 3,1 kHz audio information and the LLC = 3,1 kHz audio, voice band data via modem, synchronous mode, user rate 2,4 kbit/s is correctly delivered to the called user	
Parameter values:	BC = 3,1 kHz audio, LLC = 3,1 kHz audio, voice band data via modem, synchronous mode, user rate 2,4 kbit/s	
Comments:		

110310	ISDN reference to: ETSI EN 300 403-1 [1], clauses 5.1 and 5.2 Recommendation ITU-T Q.931 [38], clauses 5.1 and 5.2	Other relevant references: ETSI EN 300 899-1 [37], clauses 2.1.1 and 3.1.1 Recommendation ITU-T Q.699 [24], clauses 2.1.1 and 3.1.1 Recommendation ITU-T Q.1912.5 [35], clauses 6.2 and 7.1 ETSI EN 383 001 [36], clauses 7.1 and 6.2 ETSI TS 129 163 [40], clauses 7.2.3.1 and 7.2.3.2 ETSI TS 183 036 [42], clauses 5.1.1 and 5.1.2
TSS reference:	ISDN-ISDN/Basic_call/Successful/Audio/110310	
Selection criteria:	Bearer service 3,1 kHz audio	
Test purpose:	Support of voice band data via modem. Ensure that the BC = 3,1 kHz audio is correctly mapped to the called user and the LLC = 3,1 kHz audio, voice band data via modem, synchronous mode, user rate 9,6 kbit/s is correctly delivered to the called user	
Parameter values:	BC = 3,1 kHz audio, LLC = 3,1 kHz audio, voice band data via modem, synchronous mode, user rate 9,6 kbit/s	
Comments:		

110311	ISDN reference to: ETSI EN 300 403-1 [1], clauses 5.1 and 5.2 Recommendation ITU-T Q.931 [38], clauses 5.1 and 5.2	Other relevant references: ETSI EN 300 899-1 [37], clauses 2.1.1 and 3.1.1 Recommendation ITU-T Q.699 [24], clauses 2.1.1 and 3.1.1 Recommendation ITU-T Q.1912.5 [35], clauses 6.2 and 7.1 ETSI EN 383 001 [36], clauses 7.1 and 6.2 ETSI TS 129 163 [40], clauses 7.2.3.1 and 7.2.3.2 ETSI TS 183 036 [42], clauses 5.1.1 and 5.1.2
TSS reference:	ISDN-ISDN/Basic_call/Successful/Audio/110311	
Selection criteria:	Bearer service 3,1 kHz audio; PSTN XML and early media are supported from the calling and called AGW/VGW	
Test purpose:	Support of voice band data via modem. Ensure that the BC = 3,1 kHz audio is correctly mapped to the called user and the LLC = 3,1 kHz audio, voice band data via modem, synchronous mode, user rate 56 kbit/s is correctly delivered to the called user	
Parameter values:	BC = 3,1 kHz audio, LLC = 3,1 kHz audio, voice band data via modem, synchronous mode, user rate 56 kbit/s	
Comments:		

110312	ISDN reference to: ETSI EN 300 403-1 [1], clauses 5.1 and 5.2 Recommendation ITU-T Q.931 [38], clauses 5.1 and 5.2	Other relevant references: ETSI EN 300 899-1 [37], clauses 2.1.1 and 3.1.1 Recommendation ITU-T Q.699 [24], clauses 2.1.1 and 3.1.1 Recommendation ITU-T Q.1912.5 [35], clauses 6.2 and 7.1 ETSI EN 383 001 [36], clauses 7.1 and 6.2 ETSI TS 129 163 [40], clauses 7.2.3.1 and 7.2.3.2 ETSI TS 183 036 [42], clauses 5.1.1 and 5.1.2
TSS reference:	ISDN-ISDN/Basic_call/Successful/Audio/110312	
Selection criteria:	Bearer service 3,1 kHz audio; PSTN XML and early media are supported from the calling and called AGW/VGW	
Test purpose:	Support of voice band data via modem. Ensure that the BC = 3,1 kHz audio, voice band data via modem, synchronous mode, user rate 2,4 kbit/s and the LLC = 3,1 kHz audio, voice band data via modem, synchronous mode, user rate 2,4 kbit/s are correctly delivered to the called user	
Parameter values:	SETUP: BC = LLC = 3,1 kHz audio, voice band data via modem, synchronous mode, user rate 2,4 kbit/s	
Comments:		

110313	ISDN reference to: ETSI EN 300 403-1 [1], clauses 5.1 and 5.2 Recommendation ITU-T Q.931 [38], clauses 5.1 and 5.2	Other relevant references: ETSI EN 300 899-1 [37], clauses 2.1.1 and 3.1.1 Recommendation ITU-T Q.699 [24], clauses 2.1.1 and 3.1.1 Recommendation ITU-T Q.1912.5 [35], clauses 6.2 and 7.1 ETSI EN 383 001 [36], clauses 7.1 and 6.2 ETSI TS 129 163 [40], clauses 7.2.3.1 and 7.2.3.2 ETSI TS 183 036 [42], clauses 5.1.1 and 5.1.2
TSS reference:	ISDN-ISDN/Basic_call/Successful/Audio/110313	
Selection criteria:	Bearer service 3,1 kHz audio; PSTN XML and early media are supported from the calling and called AGW/VGW	
Test purpose:	Support of voice band data via modem. Ensure that the BC = 3,1 kHz audio voice band data via modem, synchronous mode, user rate 9,6 kbit/s is correctly mapped and the LLC = 3,1 kHz audio, voice band data via modem, synchronous mode, user rate 9,6 kbit/s is correctly delivered to the called user	
Parameter values:	SETUP: BC = LLC = 3,1 kHz audio, voice band data via modem, synchronous mode, user rate 9,6 kbit/s	
Comments:		

110314	ISDN reference to: ETSI EN 300 403-1 [1], clauses 5.1 and 5.2 Recommendation ITU-T Q.931 [38], clauses 5.1 and 5.2	Other relevant references: ETSI EN 300 899-1 [37], clauses 2.1.1 and 3.1.1 Recommendation ITU-T Q.699 [24], clauses 2.1.1 and 3.1.1 Recommendation ITU-T Q.1912.5 [35], clauses 6.2 and 7.1 ETSI EN 383 001 [36], clauses 7.1 and 6.2 ETSI TS 129 163 [40], clauses 7.2.3.1 and 7.2.3.2 ETSI TS 183 036 [42], clauses 5.1.1 and 5.1.2
TSS reference:	ISDN-ISDN/Basic_call/Successful/Audio/110314	
Selection criteria:	Bearer service 3,1 kHz audio; PSTN XML and early media are supported from the calling and called AGW/VGW	
Test purpose:	Support of voice band data via modem. Ensure that the BC = 3,1 kHz audio voice band data via modem, synchronous mode, user rate 56 kbit/s is correctly mapped and the LLC = 3,1 kHz audio, voice band data via modem, synchronous mode, user rate 56 kbit/s is correctly delivered to the called user	
Parameter values:	SETUP: BC = LLC = 3,1 kHz audio, voice band data via modem, synchronous mode, user rate 56 kbit/s	
Comments:		

110315	ISDN reference to: ETSI EN 300 403-1 [1], clauses 5.1 and 5.2 Recommendation ITU-T Q.931 [38], clauses 5.1 and 5.2	Other relevant references: ETSI EN 300 899-1 [37], clauses 2.1.1 and 3.1.1 Recommendation ITU-T Q.699 [24], clauses 2.1.1 and 3.1.1 Recommendation ITU-T Q.1912.5 [35], clauses 6.2 and 7.1 ETSI EN 383 001 [36], clauses 7.1 and 6.2 ETSI TS 129 163 [40], clauses 7.2.3.1 and 7.2.3.2 ETSI TS 183 036 [42], clauses 5.1.1 and 5.1.2
TSS reference:	ISDN-ISDN/Basic_call/Successful/Audio/110315	
Selection criteria:	Bearer service 3,1 kHz audio; PSTN XML and early media are supported from the calling and called AGW/VGW	
Test purpose:	Support of voice band data via modem. Ensure that the BC = 3,1 kHz audio, voice band data via modem, asynchronous mode, user rate 1,2 kbit/s is correctly delivered to the called user	
Parameter values:	BC = 3,1 kHz audio, voice band data via modem, asynchronous mode, user rate 1,2 kbit/s, no LLC	
Comments:		

110316	ISDN reference to: ETSI EN 300 403-1 [1], clauses 5.1 and 5.2 Recommendation ITU-T Q.931 [38], clauses 5.1 and 5.2	Other relevant references: ETSI EN 300 899-1 [37], clauses 2.1.1 and 3.1.1 Recommendation ITU-T Q.699 [24], clauses 2.1.1 and 3.1.1 Recommendation ITU-T Q.1912.5 [35], clauses 6.2 and 7.1 ETSI EN 383 001 [36], clauses 7.1 and 6.2 ETSI TS 129 163 [40], clauses 7.2.3.1 and 7.2.3.2 ETSI TS 183 036 [42], clauses 5.1.1 and 5.1.2
TSS reference:	ISDN-ISDN/Basic_call/Successful/Audio/110316	
Selection criteria:	Bearer service 3,1 kHz audio; PSTN XML and early media are supported from the calling and called AGW/VGW	
Test purpose:	Support of voice band data via modem. Ensure that the BC = 3,1 kHz audio, voice band data via modem, asynchronous mode, user rate 4,8 kbit/s is correctly delivered to the called user	
Parameter values:	BC = 3,1 kHz audio, voice band data via modem, asynchronous mode, user rate 4,8 kbit/s, no LLC	
Comments:		

110317	ISDN reference to: ETSI EN 300 403-1 [1], clauses 5.1 and 5.2 Recommendation ITU-T Q.931 [38], clauses 5.1 and 5.2	Other relevant references: ETSI EN 300 899-1 [37], clauses 2.1.1 and 3.1.1 Recommendation ITU-T Q.699 [24], clauses 2.1.1 and 3.1.1 Recommendation ITU-T Q.1912.5 [35], clauses 6.2 and 7.1 ETSI EN 383 001 [36], clauses 7.1 and 6.2 ETSI TS 129 163 [40], clauses 7.2.3.1 and 7.2.3.2 ETSI TS 183 036 [42], clauses 5.1.1 and 5.1.2
TSS reference:	ISDN-ISDN/Basic_call/Successful/Audio/110317	
Selection criteria:	Bearer service 3,1 kHz audio; PSTN XML and early media are supported from the calling and called AGW/VGW	
Test purpose:	Support of voice band data via modem. Ensure that the BC = 3,1 kHz audio, voice band data via modem, asynchronous mode, user rate 19,2 kbit/s is correctly delivered to the called user	
Parameter values:	BC = 3,1 kHz audio, voice band data via modem, asynchronous mode, user rate 19,2 kbit/s, no LLC	
Comments:		

110318	ISDN reference to: ETSI EN 300 403-1 [1], clauses 5.1 and 5.2 Recommendation ITU-T Q.931 [38], clauses 5.1 and 5.2	Other relevant references: ETSI EN 300 899-1 [37], clauses 2.1.1 and 3.1.1 Recommendation ITU-T Q.699 [24], clauses 2.1.1 and 3.1.1 Recommendation ITU-T Q.1912.5 [35], clauses 6.2 and 7.1 ETSI EN 383 001 [36], clauses 7.1 and 6.2 ETSI TS 129 163 [40], clauses 7.2.3.1 and 7.2.3.2 ETSI TS 183 036 [42], clauses 5.1.1 and 5.1.2
TSS reference:	ISDN-ISDN/Basic_call/Successful/Audio/110318	
Selection criteria:	Bearer service 3,1 kHz audio; PSTN XML and early media are supported from the calling and called AGW/VGW	
Test purpose:	Support of voice band data via modem. Ensure that the BC = 3,1 kHz audio information and the LLC = 3,1 kHz audio, voice band data via modem, asynchronous mode, user rate 1,2 kbit/s are correctly delivered to the called user	
Parameter values:	BC = 3,1 kHz audio, LLC = 3,1 kHz audio, voice band data via modem, asynchronous mode, user rate 1,2 kbit/s	
Comments:		

110319	ISDN reference to: ETSI EN 300 403-1 [1], clauses 5.1 and 5.2 Recommendation ITU-T Q.931 [38], clauses 5.1 and 5.2	Other relevant references: ETSI EN 300 899-1 [37], clauses 2.1.1 and 3.1.1 Recommendation ITU-T Q.699 [24], clauses 2.1.1 and 3.1.1 Recommendation ITU-T Q.1912.5 [35], clauses 6.2 and 7.1 ETSI EN 383 001 [36], clauses 7.1 and 6.2 ETSI TS 129 163 [40], clauses 7.2.3.1 and 7.2.3.2 ETSI TS 183 036 [42], clauses 5.1.1 and 5.1.2
TSS reference:	ISDN-ISDN/Basic_call/Successful/Audio/110319	
Selection criteria:	Bearer service 3,1 kHz audio; PSTN XML and early media are supported from the calling and called AGW/VGW	
Test purpose:	Support of voice band data via modem. Ensure that the BC = 3,1 kHz audio information and the LLC = 3,1 kHz audio, voice band data via modem, asynchronous mode, user rate 4,8 kbit/s information is correctly delivered to the called user	
Parameter values:	BC = 3,1 kHz audio, LLC = 3,1 kHz audio, voice band data via modem, asynchronous mode, user rate 4,8 kbit/s	
Comments:		

110320	ISDN reference to: ETSI EN 300 403-1 [1], clauses 5.1 and 5.2 Recommendation ITU-T Q.931 [38], clauses 5.1 and 5.2	Other relevant references: ETSI EN 300 899-1 [37], clauses 2.1.1 and 3.1.1 Recommendation ITU-T Q.699 [24], clauses 2.1.1 and 3.1.1 Recommendation ITU-T Q.1912.5 [35], clauses 6.2 and 7.1 ETSI EN 383 001 [36], clauses 7.1 and 6.2 ETSI TS 129 163 [40], clauses 7.2.3.1 and 7.2.3.2 ETSI TS 183 036 [42], clauses 5.1.1 and 5.1.2
TSS reference:	ISDN-ISDN/Basic_call/Successful/Audio/110320	
Selection criteria:	Bearer service 3,1 kHz audio	
Test purpose:	Support of voice band data via modem. Ensure that the BC = 3,1 kHz audio is correctly mapped to the called user and the LLC = 3,1 kHz audio, voice band data via modem, asynchronous mode, user rate 19,2 kbit/s is correctly delivered to the called user	
Parameter values:	BC = 3,1 kHz audio, LLC = 3,1 kHz audio, voice band data via modem, asynchronous mode, user rate 19,2 kbit/s	
Comments:		

110321	ISDN reference to: ETSI EN 300 403-1 [1], clauses 5.1 and 5.2 Recommendation ITU-T Q.931 [38], clauses 5.1 and 5.2	Other relevant references: ETSI EN 300 899-1 [37], clauses 2.1.1 and 3.1.1 Recommendation ITU-T Q.699 [24], clauses 2.1.1 and 3.1.1 Recommendation ITU-T Q.1912.5 [35], clauses 6.2 and 7.1 ETSI EN 383 001 [36], clauses 7.1 and 6.2 ETSI TS 129 163 [40], clauses 7.2.3.1 and 7.2.3.2 ETSI TS 183 036 [42], clauses 5.1.1 and 5.1.2
TSS reference:	ISDN-ISDN/Basic_call/Successful/Audio/110321	
Selection criteria:	Bearer service 3,1 kHz audio; PSTN XML and early media are supported from the calling and called AGW/VGW	
Test purpose:	Support of voice band data via modem. Ensure that the BC = 3,1 kHz, voice band data via modem, asynchronous mode, user rate 1,2 kbit/s audio and the LLC = 3,1 kHz audio, voice band data via modem, asynchronous mode, user rate 1,2 kbit/s are correctly delivered to the called user	
Parameter values:	SETUP: BC = LLC = 3,1 kHz audio, voice band data via modem, asynchronous mode, user rate 1,2 kbit/s	
Comments:		

110322	ISDN reference to: ETSI EN 300 403-1 [1], clauses 5.1 and 5.2 Recommendation ITU-T Q.931 [38], clauses 5.1 and 5.2	Other relevant references: ETSI EN 300 899-1 [37], clauses 2.1.1 and 3.1.1 Recommendation ITU-T Q.699 [24], clauses 2.1.1 and 3.1.1 Recommendation ITU-T Q.1912.5 [35], clauses 6.2 and 7.1 ETSI EN 383 001 [36], clauses 7.1 and 6.2 ETSI TS 129 163 [40], clauses 7.2.3.1 and 7.2.3.2 ETSI TS 183 036 [42], clauses 5.1.1 and 5.1.2
TSS reference:	ISDN-ISDN/Basic_call/Successful/Audio/110322	
Selection criteria:	Bearer service 3,1 kHz audio; PSTN XML and early media are supported from the calling and called AGW/VGW	
Test purpose:	Support of voice band data via modem. Ensure that the BC = 3,1 kHz audio, voice band data via modem, asynchronous mode, user rate 4,8 kbit/s and the LLC = 3,1 kHz audio, voice band data via modem, asynchronous mode, user rate 4,8 kbit/s are correctly delivered to the called user	
Parameter values:	SETUP: BC = LLC = 3,1 kHz audio, voice band data via modem, asynchronous mode, user rate 4,8 kbit/s	
Comments:		

110323	ISDN reference to: ETSI EN 300 403-1 [1], clauses 5.1 and 5.2 Recommendation ITU-T Q.931 [38], clauses 5.1 and 5.2	Other relevant references: ETSI EN 300 899-1 [37], clauses 2.1.1 and 3.1.1 Recommendation ITU-T Q.699 [24], clauses 2.1.1 and 3.1.1 Recommendation ITU-T Q.1912.5 [35], clauses 6.2 and 7.1 ETSI EN 383 001 [36], clauses 7.1 and 6.2 ETSI TS 129 163 [40], clauses 7.2.3.1 and 7.2.3.2 ETSI TS 183 036 [42], clauses 5.1.1 and 5.1.2
TSS reference:	ISDN-ISDN/Basic_call/Successful/Audio/110323	
Selection criteria:	Bearer service 3,1 kHz audio; PSTN XML and early media are supported from the calling and called AGW/VGW	
Test purpose:	Support of voice band data via modem. Ensure that the BC = 3,1 kHz audio voice band data via modem, asynchronous mode, user rate 19,2 kbit/s and the LLC = 3,1 kHz audio, voice band data via modem, asynchronous mode, user rate 19,2 kbit/s are correctly delivered to the called user	
Parameter values:	SETUP: BC = LLC = 3,1 kHz audio, voice band data via modem, asynchronous mode, user rate 19,2 kbit/s	
Comments:		

110324	ISDN reference to: ETSI EN 300 403-1 [1], clauses 5.1 and 5.2 Recommendation ITU-T Q.931 [38], clauses 5.1 and 5.2	Other relevant references: ETSI EN 300 899-1 [37], clauses 2.1.1 and 3.1.1 Recommendation ITU-T Q.699 [24], clauses 2.1.1 and 3.1.1 Recommendation ITU-T Q.1912.5 [35], clauses 6.2 and 7.1 ETSI EN 383 001 [36], clauses 7.1 and 6.2 ETSI TS 129 163 [40], clauses 7.2.3.1 and 7.2.3.2 ETSI TS 183 036 [42], clauses 5.1.1 and 5.1.2
TSS reference:	ISDN-ISDN/Basic_call/Successful/Audio/110324	
Selection criteria:	ISDN = point-to-point Configuration: with DDI PSTN XML and early media are supported from the calling and called AGW/VGW Overlap sending mode	
Test purpose:	Ensure that the calling ISDN user receives a Call Proceeding message if the called ISDN User in call state U03 is sending a Call Proceeding message Ensure that in the active call state (N10) the voice transfer on the media and B-channels is performed correctly (e.g. testing QoS parameters) Ensure that in the Call Delivered call state U4 the transfer of tone or announcement on the media channel is performed correctly In case when the parameter in the SDP rtpmap:<dynamic-PT> is used the codecs in table 5 apply The called party IE shall be correctly delivered to the called user (e.g. DDI, MSN)	
ISDN Parameter values calling user:	BC = 3,1 kHz audio, no HLC CALL PROCEEDING:	
ISDN Parameter values called user:	BC = 3,1 kHz audio, no HLC CALL PROCEEDING:	

110324A	ISDN reference to: ETSI EN 300 403-1 [1], clauses 5.1 and 5.2 Recommendation ITU-T Q.931 [38], clauses 5.1 and 5.2	Other relevant references: ETSI EN 300 899-1 [37], clauses 2.1.1 and 3.1.1 Recommendation ITU-T Q.699 [24], clauses 2.1.1 and 3.1.1 Recommendation ITU-T Q.1912.5 [35], clauses 6.2 and 7.1 ETSI EN 383 001 [36], clauses 7.1 and 6.2 ETSI TS 129 163 [40], clauses 7.2.3.1 and 7.2.3.2 ETSI TS 183 036 [42], clauses 5.1.1 and 5.1.2
TSS reference:	ISDN-ISDN/Basic_call/Successful/Audio/110324A	
Selection criteria:	ISDN = point-to-point Configuration: with DDI PSTN XML and early media are not supported from the called AGW/VGW Overlap sending mode	
Test purpose:	Ensure that the calling ISDN user receives a Call Proceeding message if the called ISDN User in call state U03 is sending a Call Proceeding message. Ensure that in the active call state (N10) the voice transfer on the media and B-channels is performed correctly (e.g. testing QoS parameters). Ensure that in the Call Delivered call state U4 the transfer of tone or announcement on the media channel is performed correctly. In case when the parameter in the SDP rtpmap:<dynamic-PT> is used the codecs in table 5 apply. The called party IE shall be correctly delivered to the called user (e.g. DDI, MSN).	
ISDN Parameter values calling user:	BC = 3,1 kHz audio, no HLC CALL PROCEEDING: ALERTING: PI#1 ("Call is not end-to-end ISDN: further call progress information may be available in-band")	
ISDN Parameter values called user:	BC = 3,1 kHz audio; PI#1 ("Call is not end-to-end ISDN: further call progress information may be available in-band") CALL PROCEEDING:	
Comments:		

110324B	ISDN reference to: ETSI EN 300 403-1 [1], clauses 5.1 and 5.2 Recommendation ITU-T Q.931 [38], clauses 5.1 and 5.2	Other relevant references: ETSI EN 300 899-1 [37], clauses 2.1.1 and 3.1.1 Recommendation ITU-T Q.699 [24], clauses 2.1.1 and 3.1.1 Recommendation ITU-T Q.1912.5 [35], clauses 6.2 and 7.1 ETSI EN 383 001 [36], clauses 7.1 and 6.2 ETSI TS 129 163 [40], clauses 7.2.3.1 and 7.2.3.2 ETSI TS 183 036 [42], clauses 5.1.1 and 5.1.2
TSS reference:	ISDN-ISDN/Basic_call/Successful/Audio/110324B	
Selection criteria:	ISDN = point-to-point Configuration: with DDI PSTN XML and early media are not supported from the calling AGW/VGW Overlap sending mode	
Test purpose:	Ensure that the calling ISDN user receives a Call Proceeding message if the called ISDN User in call state U03 is sending a Call Proceeding message. Ensure that in the active call state (N10) the voice transfer on the media and B-channels is performed correctly (e.g. testing QoS parameters). Ensure that in the Call Delivered call state U4 the transfer of tone or announcement on the media channel is performed correctly. In case when the parameter in the SDP rtpmap:<dynamic-PT> is used the codecs in table 5 apply. The called party IE shall be correctly delivered to the called user (e.g. DDI, MSN).	
ISDN Parameter values calling user:	SETUP BC = 3,1 kHz audio, no HLC CALL PROCEEDING: PI#1 ("Call is not end-to-end ISDN: further call progress information may be available in-band") ALERTING: PI#8	
ISDN Parameter values called user:	SETUP BC = 3,1 kHz audio; PI#1 ("Call is not end-to-end ISDN: further call progress information may be available in-band") CALL PROCEEDING: ALERTING:	
Comments:		

110325	ISDN reference to: ETSI EN 300 403-1 [1], clauses 5.1 and 5.2 Recommendation ITU-T Q.931 [38], clauses 5.1 and 5.2	Other relevant references: ETSI EN 300 899-1 [37], clauses 2.1.1 and 3.1.1 Recommendation ITU-T Q.699 [24], clauses 2.1.1 and 3.1.1 Recommendation ITU-T Q.1912.5 [35], clauses 6.2 and 7.1 ETSI EN 383 001 [36], clauses 7.1 and 6.2 ETSI TS 129 163 [40], clauses 7.2.3.1 and 7.2.3.2 ETSI TS 183 036 [42], clauses 5.1.1 and 5.1.2
TSS reference:	ISDN-ISDN/Basic_call/Successful/Audio/110325	
Selection criteria:	ISDN = point-to-point Configuration: with DDI PSTN XML and early media are supported from the calling and called AGW/VGW En-bloc sending	
Test purpose:	Ensure that the calling ISDN user receives a PROGRESS message with PI#2 in state N9 message when the ISDN User in call state U03 is sending a Call Proceeding message with PI#2 Ensure that in the active call state (N10) the voice transfer on the media and B-channels is performed correctly (e.g. testing QoS parameters) Ensure that in the Call Delivered call state U4 the transfer of tone or announcement on the media channel is performed correctly In case when the parameter in the SDP rtpmap:<dynamic-PT> is used the codecs in table 5 apply The called party IE shall be correctly delivered to the called user (e.g. DDI, MSN)	
ISDN Parameter values calling user:	BC = 3,1 kHz audio, no HLC CALL PROCEEDING: PROGRESS PI#2 ALERTING: PI#8	
ISDN Parameter values called user:	BC = 3,1 kHz audio, no HLC CALL PROCEEDING: PI#2 ALERTING:	
Comments:		

110326	ISDN reference to: ETSI EN 300 403-1 [1], clauses 5.1 and 5.2 Recommendation ITU-T Q.931 [38], clauses 5.1 and 5.2	Other relevant references: ETSI EN 300 899-1 [37], clauses 2.1.1 and 3.1.1 Recommendation ITU-T Q.699 [24], clauses 2.1.1 and 3.1.1 Recommendation ITU-T Q.1912.5 [35], clauses 6.2 and 7.1 ETSI EN 383 001 [36], clauses 7.1 and 6.2 ETSI TS 129 163 [40], clauses 7.2.3.1 and 7.2.3.2 ETSI TS 183 036 [42], clauses 5.1.1 and 5.1.2
TSS reference:	ISDN-ISDN/Basic_call/Successful/Audio/110326	
Selection criteria:	ISDN = point-to-point Configuration: with DDI PSTN XML and early media are supported from the calling and called AGW/VGW En-block sending	
Test purpose:	Ensure that the calling ISDN user receives an ALERTING message if the called ISDN User in call state U07 is sending an ALERTING message. Ensure that in the active call state (N10) the voice transfer on the media and B-channels is performed correctly (e.g. testing QoS parameters). Ensure that in the Call Delivered call state U4 the transfer of tone or announcement on the media channel is performed correctly. In case when the parameter in the SDP rtpmap:<dynamic-PT> is used the codecs in table 5 apply.	
ISDN Parameter values calling user:	BC = 3,1 kHz audio, no HLC CALL PROCEEDING: ALERTING: PI#8	
ISDN Parameter values called user:	BC = 3,1 kHz audio, no HLC ALERTING:	
Comments:		

110326A	ISDN reference to: ETSI EN 300 403-1 [1], clauses 5.1 and 5.2 Recommendation ITU-T Q.931 [38], clauses 5.1 and 5.2	Other relevant references: ETSI EN 300 899-1 [37], clauses 2.1.1 and 3.1.1 Recommendation ITU-T Q.699 [24], clauses 2.1.1 and 3.1.1 Recommendation ITU-T Q.1912.5 [35], clauses 6.2 and 7.1 ETSI EN 383 001 [36], clauses 7.1 and 6.2 ETSI TS 129 163 [40], clauses 7.2.3.1 and 7.2.3.2 ETSI TS 183 036 [42], clauses 5.1.1 and 5.1.2
TSS reference:	ISDN-ISDN/Basic_call/Successful/Audio/110326A	
Selection criteria:	ISDN = point-to-point Configuration: with DDI PSTN XML and early media are not supported from called AGW/VGW En-block	
Test purpose:	Ensure that the calling ISDN user receives an ALERTING message if the called ISDN User in call state U07 is sending an ALERTING message. Ensure that in the active call state (N10) the voice transfer on the media and B-channels is performed correctly (e.g. testing QoS parameters). Ensure that in the Call Delivered call state U4 the transfer of tone or announcement on the media channel is performed correctly. In case when the parameter in the SDP rtpmap:<dynamic-PT> is used the codecs in table 5 apply.	
ISDN Parameter values calling user:	BC = 3,1 kHz audio, no HLC CALL PROCEEDING: ALERTING: PI#1 ("Call is not end-to-end ISDN: further call progress information may be available in-band")	
ISDN Parameter values called user:	BC = 3,1 kHz audio; PI#1 ("Call is not end-to-end ISDN: further call progress information may be available in-band")	
Comments:		

110326B	ISDN reference to: ETSI EN 300 403-1 [1], clauses 5.1 and 5.2 Recommendation ITU-T Q.931 [38], clauses 5.1 and 5.2	Other relevant references: ETSI EN 300 899-1 [37], clauses 2.1.1 and 3.1.1 Recommendation ITU-T Q.699 [24], clauses 2.1.1 and 3.1.1 Recommendation ITU-T Q.1912.5 [35], clauses 6.2 and 7.1 ETSI EN 383 001 [36], clauses 7.1 and 6.2 ETSI TS 129 163 [40], clauses 7.2.3.1 and 7.2.3.2 ETSI TS 183 036 [42], clauses 5.1.1 and 5.1.2
TSS reference:	ISDN-ISDN/Basic_call/Successful/Audio/110326B	
Selection criteria:	ISDN = point-to-point Configuration: with DDI PSTN XML and early media are not supported from the calling AGW/VGW En-block	
Test purpose:	Ensure that the calling ISDN user receives an ALERTING message if the called ISDN User in call state U07 is sending an ALERTING message. Ensure that in the active call state (N10) the voice transfer on the media and B-channels is performed correctly (e.g. testing QoS parameters). Ensure that in the Call Delivered call state U4 the transfer of tone or announcement on the media channel is performed correctly. In case when the parameter in the SDP rtpmap:<dynamic-PT> is used the codecs in table 5 apply.	
ISDN Parameter values calling user:	BC = 3,1 kHz audio, no HLC CALL PROCEEDING: PI#1 ("Call is not end-to-end ISDN: further call progress information may be available in-band") ALERTING: PI#8	
ISDN Parameter values called user:	BC = 3,1 kHz audio; PI#1 ("Call is not end-to-end ISDN: further call progress information may be available in-band") CALL PROCEEDING: ALERTING:	
Comments:		

110327	ISDN reference to: ETSI EN 300 403-1 [1], clauses 5.1 and 5.2 Recommendation ITU-T Q.931 [38], clauses 5.1 and 5.2	Other relevant references: ETSI EN 300 899-1 [37], clauses 2.1.1 and 3.1.1 Recommendation ITU-T Q.699 [24], clauses 2.1.1 and 3.1.1 Recommendation ITU-T Q.1912.5 [35], clauses 6.2 and 7.1 ETSI EN 383 001 [36], clauses 7.1 and 6.2 ETSI TS 129 163 [40], clauses 7.2.3.1 and 7.2.3.2 ETSI TS 183 036 [42], clauses 5.1.1 and 5.1.2 ETSI TS 183 043 [41], clause 5.2.7
TSS reference:	ISDN-ISDN/Basic_call/Successful/audio/110327	
Selection criteria:	PSTN XML and early media are supported from the calling and called AGW/VGW ISDN = point-to-point Configuration: with DDI; Enblock sending	
Test purpose:	To verify that progress indicator information included in the ISDN - CALL PROCEEDING message with PI#2 can be transported correctly to the calling user	
ISDN Parameter values calling user:	SETUP: BC = 3,1 kHz audio HLC = telephony CALL PROCEEDING: PROGRESS: progress indicator #2 "destination address is non-ISDN"	
ISDN Parameter values called user:	SETUP: BC = 3,1 kHz audio, HLC = telephony, CALL PROCEEDING: progress indicator #2 "destination address is non-ISDN" PROGRESS:	
Comments:		

110328	ISDN reference to: ETSI EN 300 403-1 [1], clauses 5.1 and 5.2 Recommendation ITU-T Q.931 [38], clauses 5.1 and 5.2	Other relevant references: ETSI EN 300 899-1 [37], clauses 2.1.1 and 3.1.1 Recommendation ITU-T Q.699 [24], clauses 2.1.1 and 3.1.1 Recommendation ITU-T Q.1912.5 [35], clauses 6.2 and 7.1 ETSI EN 383 001 [36], clauses 7.1 and 6.2 ETSI TS 129 163 [40], clauses 7.2.3.1 and 7.2.3.2 ETSI TS 183 036 [42], clauses 5.1.1 and 5.1.2
TSS reference:	ISDN-ISDN/Basic_call/Successful/Audio/110328	
Selection criteria:	FAX G3; PSTN XML and early media are supported from the calling and called AGW/VGW	
Test purpose:	Ensure that call establishment and the mapping of the defined SDP parameters for T.38 between INVITE message and the SETUP message is performed correctly. Ensure that in the active call state (N10) the voice transfer on the media and B-channels is performed correctly (e.g. testing QoS parameters).	
ISDN Parameter values calling user:	SETUP:BC = 3,1 kHz audio HLC = "Facsimile Group 2/3"	
ISDN Parameter values called user:	SETUP:BC= 3,1 kHz audio HLC = "Facsimile Group 2/3"	
SIP Parameter values:	Dial string parameters options=PIXIT PIXIT for supported header: Case a) no 100 rel Case b) Supported: 100 rel Case c) Supported: 100 rel and precondition a = line Based on T.38. b = line AS: 64 m = line: VA_Transport ; T38 (see table 6)	
Comments:		

110328A	ISDN reference to: ETSI EN 300 403-1 [1], clauses 5.1 and 5.2 Recommendation ITU-T Q.931 [38], clauses 5.1 and 5.2	Other relevant references: ETSI EN 300 899-1 [37], clauses 2.1.1 and 3.1.1 Recommendation ITU-T Q.699 [24], clauses 2.1.1 and 3.1.1 Recommendation ITU-T Q.1912.5 [35], clauses 6.2 and 7.1 ETSI EN 383 001 [36], clauses 7.1 and 6.2 ETSI TS 129 163 [40], clauses 7.2.3.1 and 7.2.3.2 ETSI TS 183 036 [42], clauses 5.1.1 and 5.1.2
TSS reference:	ISDN-ISDN/Basic_call/Successful/Audio/110328A	
Selection criteria:	FAX G3; PSTN XML and early media are not supported from the called AGW/VGW	
Test purpose:	Ensure that call establishment and the mapping of the defined SDP parameters for T.38 between INVITE message and the SETUP message is performed correctly. Ensure that in the active call state (N10) the voice transfer on the media and B-channels is performed correctly (e.g. testing QoS parameters).	
ISDN Parameter values calling user:	SETUP:BC = 3,1 kHz audio ALERTING: PI#1("Call is not end-to-end ISDN: further call progress information may be available in-band") HLC = "Facsimile Group 2/3"	
ISDN Parameter values called user:	SETUP:BC = 3,1 kHz audio; PI#1("Call is not end-to-end ISDN: further call progress information may be available in-band")	
SIP Parameter values:	Dial string parameters options=PIXIT PIXIT for supported header: Case a) no 100 rel Case b) Supported: 100 rel Case c) Supported: 100 rel and precondition a = line Based on T.38. b = line AS: 64 m = line: VA_Transport ; T38 (see table 6)	
Comments:		

110328B	ISDN reference to: ETSI EN 300 403-1 [1], clauses 5.1 and 5.2 Recommendation ITU-T Q.931 [38], clauses 5.1 and 5.2	Other relevant references: ETSI EN 300 899-1 [37], clauses 2.1.1 and 3.1.1 Recommendation ITU-T Q.699 [24], clauses 2.1.1 and 3.1.1 Recommendation ITU-T Q.1912.5 [35], clauses 6.2 and 7.1 ETSI EN 383 001 [36], clauses 7.1 and 6.2 ETSI TS 129 163 [40], clauses 7.2.3.1 and 7.2.3.2 ETSI TS 183 036 [42], clauses 5.1.1 and 5.1.2
TSS reference:	ISDN-ISDN/Basic_call/Successful/Audio/110328B	
Selection criteria:	FAX G3; PSTN XML and early media are not supported from the calling AGW/VGW	
Test purpose:	Ensure that call establishment and the mapping of the defined SDP parameters for T.38 between INVITE message and the SETUP message is performed correctly. Ensure that in the active call state (N10) the voice transfer on the media and B-channels is performed correctly (e.g. testing QoS parameters).	
ISDN Parameter values calling user:	SETUP:BC = 3,1 kHz audio CALL PROCEEDING: PI#1 ("Call is not end-to-end ISDN: further call progress information may be available in-band") HLC = "Facsimile Group 2/3"	
ISDN Parameter values called user:	SETUP:BC= 3,1 kHz audio; PI#1("Call is not end-to-end ISDN: further call progress information may be available in-band")	
Comments:		

Table 6

Parameter transport protocol VA_Transport	
VA_Transport_1	udptl
VA_Transport_2	tcptl

110329	ISDN reference to: ETSI EN 300 403-1 [1], clauses 5.1 and 5.2 Recommendation ITU-T Q.931 [38], clauses 5.1 and 5.2	Other relevant references: ETSI EN 300 899-1 [37], clauses 2.1.1 and 3.1.1 Recommendation ITU-T Q.699 [24], clauses 2.1.1 and 3.1.1 Recommendation ITU-T Q.1912.5 [35], clauses 6.2 and 7.1 ETSI EN 383 001 [36], clauses 7.1 and 6.2 ETSI TS 129 163 [40], clauses 7.2.3.1 and 7.2.3.2 ETSI TS 183 036 [42], clauses 5.1.1 and 5.1.2
TSS reference:	ISDN-ISDN/Basic_call/Successful/Audio/110329	
Selection criteria:	FAX G3-T.30; PSTN XML and early media are supported from the calling and called AGW/VGW	
Test purpose:	Ensure that call establishment and the mapping of the defined SDP parameters INVITE message and the SETUP message is performed correctly. Ensure that in the active call state (N10) the voice transfer on the media and B-channels is performed correctly (e.g. testing QoS parameters).	
ISDN Parameter values calling user:	SETUP:BC = 3,1 kHz audio HLC = "Facsimile Group 2/3"	
ISDN Parameter values called user:	SETUP:BC= 3,1 kHz audio	
Comments:		

110329A	ISDN reference to: ETSI EN 300 403-1 [1], clause 4.5.18	Other relevant references: ETSI EN 300 899-1 [37], clauses 2.1.1 and 3.1.1 Recommendation ITU-T Q.699 [24], clauses 2.1.1 and 3.1.1 Recommendation ITU-T Q.1912.5 [35], clauses 6.2 and 7.1 ETSI EN 383 001 [36], clauses 7.1 and 6.2 ETSI TS 129 163 [40], clauses 7.2.3.1 and 7.2.3.2 ETSI TS 183 036 [42], clauses 5.1.1 and 5.1.2
TSS reference:	ISDN-ISDN/Basic_call/Successful/Audio/110329A	
Selection criteria:	FAX G3-T.30; PSTN XML and early media are not supported from the called AGW/VGW En-block	
Test purpose:	Ensure that call establishment and the mapping of the defined SDP parameters INVITE message and the SETUP message is performed correctly. Ensure that in the active call state (N10) the voice transfer on the media and B-channels is performed correctly (e.g. testing QoS parameters).	
ISDN Parameter values calling user:	SETUP = 3,1 kHz audio; CALL PROCEEDING: ALERTING: PI#1 ("Call is not end-to-end ISDN: further call progress information may be available in-band") PI#8	
ISDN Parameter values called user:	SETUP = 3,1 kHz audio; PI#1 ("Call is not end-to-end ISDN: further call progress information may be available in-band")	
Comments:		

110329B	ISDN reference to: ETSI EN 300 403-1 [1], clauses 5.1 and 5.2 Recommendation ITU-T Q.931 [38], clauses 5.1 and 5.2	Other relevant references: ETSI EN 300 899-1 [37], clauses 2.1.1 and 3.1.1 Recommendation ITU-T Q.699 [24], clauses 2.1.1 and 3.1.1 Recommendation ITU-T Q.1912.5 [35], clauses 6.2 and 7.1 ETSI EN 383 001 [36], clauses 7.1 and 6.2 ETSI TS 129 163 [40], clauses 7.2.3.1 and 7.2.3.2 ETSI TS 183 036 [42], clauses 5.1.1 and 5.1.2
TSS reference:	ISDN-ISDN/Basic_call/Successful/Audio/110329B	
Selection criteria:	FAX G3-T.30; PSTN XML and early media are not supported from the calling AGW/VGW En-block	
Test purpose:	Ensure that call establishment and the mapping of the defined SDP parameters INVITE message and the SETUP message is performed correctly. Ensure that in the active call state (N10) the voice transfer on the media and B-channels is performed correctly (e.g. testing QoS parameters).	
ISDN Parameter values calling user:	SETUP = 3,1 kHz audio; CALL PROCEEDING: PI#1 ("Call is not end-to-end ISDN: further call progress information may be available in-band") ALERTING: PI#8	
ISDN Parameter values called user:	SETUP = 3,1 kHz audio; PI#1 ("Call is not end-to-end ISDN: further call progress information may be available in-band") ALERTING:	
Comments:		

110330	ISDN reference to: ETSI EN 300 403-1 [1], clauses 5.1 and 5.2 Recommendation ITU-T Q.931 [38], clauses 5.1 and 5.2	Other relevant references: ETSI EN 300 899-1 [37], clauses 2.1.1 and 3.1.1 Recommendation ITU-T Q.699 [24], clauses 2.1.1 and 3.1.1 Recommendation ITU-T Q.1912.5 [35], clauses 6.2 and 7.1 ETSI EN 383 001 [36], clauses 7.1 and 6.2 ETSI TS 129 163 [40], clauses 7.2.3.1 and 7.2.3.2 ETSI TS 183 036 [42], clauses 5.1.1 and 5.1.2 ETSI TS 183 043 [41], clause 5.2.7
TSS reference:	ISDN-ISDN/Basic_call/Successful/audio/110330	
Selection criteria:	PSTN XML and early media are supported from the calling and called AGW/VGW ISDN = point-to-point Configuration: with DDI; Enblock	
Test purpose:	To verify that progress indicator information included in the ISDN - ALERTING message with PI#2 can be transported correctly to the calling user	
ISDN Parameter values calling user:	SETUP: BC = 3,1 kHz audio HLC = telephony CALL PROCEEDING: ALERTING: PI#8; progress indicator #2 "destination address is non-ISDN"	
ISDN Parameter values called user:	SETUP: BC = 3,1 kHz audio, HLC = telephony, CALL PROCEEDING: ALERTING: progress indicator #2 "destination address is non-ISDN"	

6.2.1.4 Successful - UDI/TA

110401	ISDN reference to: ETSI EN 300 403-1 [1], clauses 5.1 and 5.2 Recommendation ITU-T Q.931 [38], clauses 5.1 and 5.2	Other relevant references: ETSI EN 300 899-1 [37], clauses 2.1.1 and 3.1.1 Recommendation ITU-T Q.699 [24], clauses 2.1.1 and 3.1.1 Recommendation ITU-T Q.1912.5 [35], clauses 6.2 and 7.1 ETSI EN 383 001 [36], clauses 7.1 and 6.2 ETSI TS 129 163 [40], clauses 7.2.3.1 and 7.2.3.2 ETSI TS 183 036 [42], clauses 5.1.1 and 5.1.2
TSS reference:	ISDN-ISDN/Basic_call/Successful/UDI-TA/110401	
Selection criteria:		
Test purpose:	Ensure that call establishment using en-bloc sending is performed correctly	
Parameter values:	SETUP: BC = UDI/TA, no HLC	
Comments:		

110402	ISDN reference to: ETSI EN 300 403-1 [1], clauses 5.1 and 5.2 Recommendation ITU-T Q.931 [38], clauses 5.1 and 5.2	Other relevant references: ETSI EN 300 899-1 [37], clauses 2.1.1 and 3.1.1 Recommendation ITU-T Q.699 [24], clauses 2.1.1 and 3.1.1 Recommendation ITU-T Q.1912.5 [35], clauses 6.2 and 7.1 ETSI EN 383 001 [36], clauses 7.1 and 6.2 ETSI TS 129 163 [40], clauses 7.2.3.1 and 7.2.3.2 ETSI TS 183 036 [42], clauses 5.1.1 and 5.1.2
TSS reference:	ISDN-ISDN/Basic_call/Successful/UDI-TA/110402	
Selection criteria:		
Test purpose:	Ensure that call establishment using overlap sending is performed correctly	
Parameter values:	SETUP: BC = UDI/TA, no HLC	
Comments:		

110403	ISDN reference to: ETSI EN 300 403-1 [1], clauses 5.1 and 5.2 Recommendation ITU-T Q.931 [38], clauses 5.1 and 5.2	Other relevant references: ETSI EN 300 899-1 [37], clauses 2.1.1 and 3.1.1 Recommendation ITU-T Q.699 [24], clauses 2.1.1 and 3.1.1 Recommendation ITU-T Q.1912.5 [35], clauses 6.2 and 7.1 ETSI EN 383 001 [36], clauses 7.1 and 6.2 ETSI TS 129 163 [40], clauses 7.2.3.1 and 7.2.3.2 ETSI TS 183 036 [42], clauses 5.1.1 and 5.1.2
TSS reference:	ISDN-ISDN/Basic_call/Successful/UDI-TA/110403	
Selection criteria:		
Test purpose:	Ensure that the call clearing procedure is performed correctly when the calling user clears after answer	
Parameter values:	SETUP: BC = UDI/TA, no HLC	
Comments:		

110404	ISDN reference to: ETSI EN 300 403-1 [1], clauses 5.1 and 5.2 Recommendation ITU-T Q.931 [38], clauses 5.1 and 5.2	Other relevant references: ETSI EN 300 899-1 [37], clauses 2.1.1 and 3.1.1 Recommendation ITU-T Q.699 [24], clauses 2.1.1 and 3.1.1 Recommendation ITU-T Q.1912.5 [35], clauses 6.2 and 7.1 ETSI EN 383 001 [36], clauses 7.1 and 6.2 ETSI TS 129 163 [40], clauses 7.2.3.1 and 7.2.3.2 ETSI TS 183 036 [42], clauses 5.1.1 and 5.1.2
TSS reference:	ISDN-ISDN/Basic_call/Successful/UDI-TA/110404	
Selection criteria:		
Test purpose:	Ensure that the call clearing procedure is performed correctly when the called user clears after answer	
Parameter values:	SETUP: BC = UDI/TA, no HLC	
Comments:		

110405	ISDN reference to: ETSI EN 300 403-1 [1], clauses 5.1 and 5.2 Recommendation ITU-T Q.931 [38], clauses 5.1 and 5.2	Other relevant references: ETSI EG 201 018 [i.15], clause 6.3.4 ETSI EN 300 899-1 [37], clauses 2.1.1 and 3.1.1 Recommendation ITU-T Q.699 [24], clauses 2.1.1 and 3.1.1 Recommendation ITU-T Q.1912.5 [35], clauses 6.2 and 7.1 ETSI EN 383 001 [36], clauses 7.1 and 6.2 ETSI TS 129 163 [40], clauses 7.2.3.1 and 7.2.3.2 ETSI TS 183 036 [42], clauses 5.1.1 and 5.1.2
TSS reference:	ISDN-ISDN/Basic_call/Successful/UDI-TA/110405	
Selection criteria:	Telephony UDI-TA teleservice	
Test purpose:	Support of telephony UDI-TA teleservice: Ensure that the HLC information is transported transparently through the network and correctly delivered to the called user.	
Parameter values:	SETUP: BC = UDI/TA, HLC = telephony	
Comments:	telephony 7 kHz fallback not allowed SETUP message: A SETUP message containing a single SETUP: BC = UDI/TA and a single HLC = telephony	

110406	ISDN reference to: ETSI EN 300 403-1 [1], clauses 5.1 and 5.2 Recommendation ITU-T Q.931 [38], clauses 5.1 and 5.2	Other relevant references: ETSI EG 201 018 [i.15], clause 6.3.5 ETSI EN 300 899-1 [37], clauses 2.1.1 and 3.1.1 Recommendation ITU-T Q.699 [24], clauses 2.1.1 and 3.1.1 Recommendation ITU-T Q.1912.5 [35], clauses 6.2 and 7.1 ETSI EN 383 001 [36], clauses 7.1 and 6.2 ETSI TS 129 163 [40], clauses 7.2.3.1 and 7.2.3.2 ETSI TS 183 036 [42], clauses 5.1.1 and 5.1.2
TSS reference:	ISDN-ISDN/Basic_call/Successful/UDI-TA/110406	
Selection criteria:	Videotelephony teleservice	
Test purpose:	Support of videotelephony teleservice: Ensure that the HLC information is transported transparently through the network and correctly delivered to the called user.	
Parameter values:	SETUP: BC = UDI/TA, HLC = videotelephony_ic	
Comments:	videotelephony fallback not allowed SETUP message: A SETUP message containing a single SETUP: BC = UDI/TA and a single HLC = videotelephony_ic	

110407	ISDN reference to: ETSI EN 300 403-1 [1], clauses 5.1 and 5.2 Recommendation ITU-T Q.931 [38], clauses 5.1 and 5.2	Other relevant references: ETSI EG 201 018 [i.15], clause 6.3.5 ETSI EN 300 899-1 [37], clauses 2.1.1 and 3.1.1 Recommendation ITU-T Q.699 [24], clauses 2.1.1 and 3.1.1 Recommendation ITU-T Q.1912.5 [35], clauses 6.2 and 7.1 ETSI EN 383 001 [36], clauses 7.1 and 6.2 ETSI TS 129 163 [40], clauses 7.2.3.1 and 7.2.3.2 ETSI TS 183 036 [42], clauses 5.1.1 and 5.1.2
TSS reference:	ISDN-ISDN/Basic_call/Successful/UDI-TA/110407	
Selection criteria:	<ul style="list-style-type: none"> - Telephony UDI-TA teleservice. - Fallback allowed. 	
Test purpose:	Support of telephony UDI-TA teleservice: Ensure that a telephony 7 kHz fallback allowed SETUP message is transported transparently through the network and on receipt of a CONNECT message, not containing a BC assumes that the fallback to the telephony 3,1 kHz teleservice has occurred.	
Parameter values:	! SETUP ? CONNECT: BC1 = speech BC2 = UDI with TA HLC = telephony	
Comments:	telephony 7 kHz fallback allowed SETUP message: A SETUP message containing two BCs, with the first BC = speech and the second SETUP: BC = UDI/TA, a HLC = telephony.	

110408	ISDN reference to: ETSI EN 300 403-1 [1], clauses 5.1 and 5.2 Recommendation ITU-T Q.931 [38], clauses 5.1 and 5.2	Other relevant references: ETSI EG 201 018 [i.15], clause 6.3.5 ETSI EN 300 899-1 [37], clauses 2.1.1 and 3.1.1 Recommendation ITU-T Q.699 [24], clauses 2.1.1 and 3.1.1 Recommendation ITU-T Q.1912.5 [35], clauses 6.2 and 7.1 ETSI EN 383 001 [36], clauses 7.1 and 6.2 ETSI TS 129 163 [40], clauses 7.2.3.1 and 7.2.3.2 ETSI TS 183 036 [42], clauses 5.1.1 and 5.1.2
TSS reference:	ISDN-ISDN/Basic_call/Successful/UDI-TA/110408	
Selection criteria:	<ul style="list-style-type: none"> - Telephony UDI-TA teleservice. - Fallback allowed 	
Test purpose:	Support of telephony UDI-TA teleservice: Ensure that a telephony 7 kHz fallback allowed SETUP message is transported transparently through the network and on receipt of a CONNECT message, containing a BC = speech assumes that the fallback to the telephony 3,1 kHz teleservice has occurred.	
Parameter values:	! SETUP ? CONNECT: BC1 = speech BC = speech BC2 = UDI with TA HLC = telephony	
Comments:	telephony 7 kHz fallback allowed SETUP message: A SETUP message containing two BCs, with the first BC = speech and the second SETUP: BC = UDI/TA, a HLC = telephony	

110409	ISDN reference to: ETSI EN 300 403-1 [1], clauses 5.1 and 5.2 Recommendation ITU-T Q.931 [38], clauses 5.1 and 5.2	Other relevant references: ETSI EG 201 018 [i.15], clause 6.3.5 ETSI EN 300 899-1 [37], clauses 2.1.1 and 3.1.1 Recommendation ITU-T Q.699 [24], clauses 2.1.1 and 3.1.1 Recommendation ITU-T Q.1912.5 [35], clauses 6.2 and 7.1 ETSI EN 383 001 [36], clauses 7.1 and 6.2 ETSI TS 129 163 [40], clauses 7.2.3.1 and 7.2.3.2 ETSI TS 183 036 [42], clauses 5.1.1 and 5.1.2
TSS reference:	ISDN-ISDN/Basic_call/Successful/UDI-TA/110409	
Selection criteria:	<ul style="list-style-type: none"> - Telephony UDI-TA teleservice. - Fallback allowed. 	
Test purpose:	Support of telephony UDI-TA teleservice: Ensure that a telephony 7 kHz fallback allowed SETUP message is transported transparently through the network and on receipt of a CONNECT message, containing a SETUP: BC = UDI/TA assumes that the fallback has not occurred.	
Parameter values:	! SETUP ? CONNECT: BC1 = speech UDI with TA BC2 = UDI with TA HLC = telephony	
Comments:	telephony 7 kHz fallback allowed SETUP message: A SETUP message containing two BCs, with the first BC = speech and the second SETUP: BC = UDI/TA, a HLC = telephony	

110410	ISDN reference to: ETSI EN 300 403-1 [1], clauses 5.1 and 5.2 Recommendation ITU-T Q.931 [38], clauses 5.1 and 5.2	Other relevant references: ETSI EG 201 018 [i.15], clause 6.3 ETSI EN 300 899-1 [37], clauses 2.1.1 and 3.1.1 Recommendation ITU-T Q.699 [24], clauses 2.1.1 and 3.1.1 Recommendation ITU-T Q.1912.5 [35], clauses 6.2 and 7.1 ETSI EN 383 001 [36], clauses 7.1 and 6.2 ETSI TS 129 163 [40], clauses 7.2.3.1 and 7.2.3.2 ETSI TS 183 036 [42], clauses 5.1.1 and 5.1.2
TSS reference:	ISDN-ISDN/Basic_call/Successful/UDI-TA/110410	
Selection criteria:	<ul style="list-style-type: none"> - Telephony UDI-TA teleservice. - Fallback allowed. - T reference point at the destination interface. 	
Test purpose:	Support of telephony UDI-TA teleservice: Ensure that a telephony 7 kHz fallback allowed SETUP message is transported transparently through the network and on receipt of a CALL PROCEEDING message containing a PI = #5 and a BC = speech assumes that the fallback to the telephony 3,1 kHz teleservice has occurred.	
Parameter values:	! SETUP ? CALL PROCEEDING: BC1 = speech BC = speech BC2 = UDI with TA PI = #5 HLC = telephony	
Comments:	telephony 7 kHz fallback allowed SETUP message: A SETUP message containing two BCs, with the first BC = speech and the second SETUP: BC = UDI/TA, a HLC = telephony	

110411	ISDN reference to: ETSI EN 300 403-1 [1], clauses 5.1 and 5.2 Recommendation ITU-T Q.931 [38], clauses 5.1 and 5.2	Other relevant references: ETSI EG 201 018 [i.15], clause 6.3.5 ETSI EN 300 899-1 [37], clauses 2.1.1 and 3.1.1 Recommendation ITU-T Q.699 [24], clauses 2.1.1 and 3.1.1 Recommendation ITU-T Q.1912.5 [35], clauses 6.2 and 7.1 ETSI EN 383 001 [36], clauses 7.1 and 6.2 ETSI TS 129 163 [40], clauses 7.2.3.1 and 7.2.3.2 ETSI TS 183 036 [42], clauses 5.1.1 and 5.1.2
TSS reference:	ISDN-ISDN/Basic_call/Successful/UDI-TA/110411	
Selection criteria:	<ul style="list-style-type: none"> - Telephony UDI-TA teleservice. - Fallback allowed. - T reference point at the destination interface. 	
Test purpose:	Support of telephony UDI-TA teleservice: Ensure that a telephony 7 kHz fallback allowed SETUP message is transported transparently through the network and on receipt of a CALL PROCEEDING message followed by a PROGRESS message containing a PI = #5 and a BC = speech assumes that the fallback to the telephony 3,1 kHz teleservice has occurred.	
Parameter values:	! SETUP ? PROGRESS BC1 = speech BC = speech BC2 = UDI with TA PI = #5 HLC = telephony	
Comments:	telephony 7 kHz fallback allowed SETUP message: A SETUP message containing two BCs, with the first BC = speech and the second SETUP: BC = UDI/TA, a HLC = telephony	

110412	ISDN reference to: ETSI EN 300 403-1 [1], clauses 5.1 and 5.2 Recommendation ITU-T Q.931 [38], clauses 5.1 and 5.2	Other relevant references: ETSI EG 201 018 [i.15], clause 6.3.5 ETSI EN 300 899-1 [37], clauses 2.1.1 and 3.1.1 Recommendation ITU-T Q.699 [24], clauses 2.1.1 and 3.1.1 Recommendation ITU-T Q.1912.5 [35], clauses 6.2 and 7.1 ETSI EN 383 001 [36], clauses 7.1 and 6.2 ETSI TS 129 163 [40], clauses 7.2.3.1 and 7.2.3.2 ETSI TS 183 036 [42], clauses 5.1.1 and 5.1.2
TSS reference:	ISDN-ISDN/Basic_call/Successful/UDI-TA/110412	
Selection criteria:	<ul style="list-style-type: none"> - Telephony UDI-TA teleservice. - Fallback allowed. - T reference point at the destination interface. 	
Test purpose:	Support of telephony UDI-TA teleservice: Ensure that a telephony 7 kHz fallback allowed SETUP message is transported transparently through the network and on receipt of an ALERTING message containing a PI = #5 and a BC = speech assumes that the fallback to the telephony 3,1 kHz teleservice has occurred.	
Parameter values:	! SETUP ? ALERT BC1 = speech BC = speech BC2 = UDI with TA PI = #5 HLC = telephony	
Comments:	telephony 7 kHz fallback allowed SETUP message: A SETUP message containing two BCs, with the first BC = speech and the second SETUP: BC = UDI/TA, a HLC = telephony	

110413	ISDN reference to: ETSI EN 300 403-1 [1], clauses 5.1 and 5.2 Recommendation ITU-T Q.931 [38], clauses 5.1 and 5.2	Other relevant references: ETSI EG 201 018 [i.15], clause 6.3.5 ETSI EN 300 899-1 [37], clauses 2.1.1 and 3.1.1 Recommendation ITU-T Q.699 [24], clauses 2.1.1 and 3.1.1 Recommendation ITU-T Q.1912.5 [35], clauses 6.2 and 7.1 ETSI EN 383 001 [36], clauses 7.1 and 6.2 ETSI TS 129 163 [40], clauses 7.2.3.1 and 7.2.3.2 ETSI TS 183 036 [42], clauses 5.1.1 and 5.1.2
TSS reference:	ISDN-ISDN/Basic_call/Successful/UDI-TA/110413	
Selection criteria:	<ul style="list-style-type: none"> - Videotelephony teleservice. - Fallback allowed. 	
Test purpose:	Support of videotelephony teleservice: Ensure that a videotelephony 7 kHz fallback allowed SETUP message is transported transparently through the network and on receipt of a CONNECT message, containing a SETUP: BC = UDI/TA and a HLC = videotelephony_ic assumes that fallback has not occurred.	
Parameter values:	! SETUP ? CONNECT: BC1 = speech SETUP: BC = UDI with TA BC2 = UDI with TA HLC = videotelephony_ic HLC1 = telephony HLC2 = videotelephony_ic	
Comments:	videotelephony 7 kHz fallback allowed SETUP message: A SETUP message containing two BCs, with the first BC = speech and the second SETUP: BC = UDI/TA, and two HLCs, with first HLC = telephony and the second HLC = videotelephony_ic and not containing a LLC.	

110414	ISDN reference to: ETSI EN 300 403-1 [1], clauses 5.1 and 5.2 Recommendation ITU-T Q.931 [38], clauses 5.1 and 5.2	Other relevant references: ETSI EG 201 018 [i.15], clause 6.3.5 ETSI EN 300 899-1 [37], clauses 2.1.1 and 3.1.1 Recommendation ITU-T Q.699 [24], clauses 2.1.1 and 3.1.1 Recommendation ITU-T Q.1912.5 [35], clauses 6.2 and 7.1 ETSI EN 383 001 [36], clauses 7.1 and 6.2 ETSI TS 129 163 [40], clauses 7.2.3.1 and 7.2.3.2 ETSI TS 183 036 [42], clauses 5.1.1 and 5.1.2
TSS reference:	ISDN-ISDN/Basic_call/Successful/UDI-TA/110414	
Selection criteria:	<ul style="list-style-type: none"> - Videotelephony teleservice. - Fallback allowed. 	
Test purpose:	Support of videotelephony teleservice: Ensure that a videotelephony 7 kHz fallback allowed SETUP message is transported transparently through the network and on receipt of a CONNECT message, containing a SETUP: BC = UDI/TA and a HLC = telephony assumes that fallback to telephony 7 kHz has occurred.	
Parameter values:	! SETUP ? CONNECT: BC1 = speech SETUP: BC = UDI with TA BC2 = UDI with TA HLC = telephony HLC1 = telephony HLC2 = videotelephony_ic	
Comments:	videotelephony 7 kHz fallback allowed SETUP message: A SETUP message containing two BCs, with the first BC = speech and the second SETUP: BC = UDI/TA, and two HLCs, with first HLC = telephony and the second HLC = videotelephony_ic and not containing a LLC.	

110415	ISDN reference to: ETSI EN 300 403-1 [1], clauses 5.1 and 5.2 Recommendation ITU-T Q.931 [38], clauses 5.1 and 5.2	Other relevant references: ETSI EG 201 018 [i.15], clause 6.3.5 ETSI EN 300 899-1 [37], clauses 2.1.1 and 3.1.1 Recommendation ITU-T Q.699 [24], clauses 2.1.1 and 3.1.1 Recommendation ITU-T Q.1912.5 [35], clauses 6.2 and 7.1 ETSI EN 383 001 [36], clauses 7.1 and 6.2 ETSI TS 129 163 [40], clauses 7.2.3.1 and 7.2.3.2 ETSI TS 183 036 [42], clauses 5.1.1 and 5.1.2
TSS reference:	ISDN-ISDN/Basic_call/Successful/UDI-TA/110415	
Selection criteria:	<ul style="list-style-type: none"> - Videotelephony teleservice. - Fallback allowed. 	
Test purpose:	Support of videotelephony teleservice: Ensure that a videotelephony 7 kHz fallback allowed SETUP message is transported transparently through the network and on receipt of a CONNECT message, containing a BC = speech and a HLC = telephony assumes that fallback to telephony 3,1 kHz has occurred.	
Parameter values:	! SETUP ? CONNECT: BC1 = speech BC = speech BC2 = UDI with TA HLC = telephony HLC1 = telephony HLC2 = videotelephony_ic	
Comments:	videotelephony 7 kHz fallback allowed SETUP message: A SETUP message containing two BCs, with the first BC = speech and the second SETUP: BC = UDI/TA, and two HLCs, with first HLC = telephony and the second HLC = videotelephony_ic and not containing a LLC.	

110416	ISDN reference to: ETSI EN 300 403-1 [1], clauses 5.1 and 5.2 Recommendation ITU-T Q.931 [38], clauses 5.1 and 5.2	Other relevant references: ETSI EG 201 018 [i.15], clause 6.3.5 ETSI EN 300 899-1 [37], clauses 2.1.1 and 3.1.1 Recommendation ITU-T Q.699 [24], clauses 2.1.1 and 3.1.1 Recommendation ITU-T Q.1912.5 [35], clauses 6.2 and 7.1 ETSI EN 383 001 [36], clauses 7.1 and 6.2 ETSI TS 129 163 [40], clauses 7.2.3.1 and 7.2.3.2 ETSI TS 183 036 [42], clauses 5.1.1 and 5.1.2
TSS reference:	ISDN-ISDN/Basic_call/Successful/UDI-TA/110416	
Selection criteria:	<ul style="list-style-type: none"> - Videotelephony teleservice. - Fallback allowed. - T reference point at the destination interface. 	
Test purpose:	Support of videotelephony teleservice: Ensure that a videotelephony 7 kHz fallback allowed SETUP message is transported transparently through the network and on receipt A CALL PROCEEDING message containing a PI = #5 and a BC = speech, and a HLC = Telephony or no assumes that fallback to telephony 3,1 kHz has occurred.	
Parameter values:	! SETUP ? CALL PROCEEDING: BC1 = speech BC = speech BC2 = UDI with TA HLC = telephony HLC1 = telephony PI = #5 HLC2 = videotelephony_ic	
Comments:	videotelephony 7 kHz fallback allowed SETUP message: A SETUP message containing two BCs, with the first BC = speech and the second SETUP: BC = UDI/TA, and two HLCs, with first HLC = telephony and the second HLC = videotelephony_ic and not containing a LLC.	

110417	ISDN reference to: ETSI EN 300 403-1 [1], clauses 5.1 and 5.2 Recommendation ITU-T Q.931 [38], clauses 5.1 and 5.2	Other relevant references: ETSI EG 201 018 [i.15], clause 6.3.5 ETSI EN 300 899-1 [37], clauses 2.1.1 and 3.1.1 Recommendation ITU-T Q.699 [24], clauses 2.1.1 and 3.1.1 Recommendation ITU-T Q.1912.5 [35], clauses 6.2 and 7.1 ETSI EN 383 001 [36], clauses 7.1 and 6.2 ETSI TS 129 163 [40], clauses 7.2.3.1 and 7.2.3.2 ETSI TS 183 036 [42], clauses 5.1.1 and 5.1.2
TSS reference:	ISDN-ISDN/Basic_call/Successful/UDI-TA/110417	
Selection criteria:	<ul style="list-style-type: none"> - Videotelephony teleservice. - Fallback allowed. - T reference point at the destination interface. 	
Test purpose:	Support of videotelephony teleservice: Ensure that a videotelephony 7 kHz fallback allowed SETUP message is transported transparently through the network and on receipt of CALL PROCEEDING followed by a PROGRESS message containing a PI = #5 and a BC = speech, and a HLC = Telephony or no assumes that fallback to telephony 3,1 kHz has occurred.	
Parameter values:	! SETUP ? PROGRESS BC1 = speech BC = speech BC2 = UDI with TA HLC = telephony HLC1 = telephony PI = #5 HLC2 = videotelephony_ic	
Comments:	videotelephony 7 kHz fallback allowed SETUP message: A SETUP message containing two BCs, with the first BC = speech and the second SETUP: BC = UDI/TA, and two HLCs, with first HLC = telephony and the second HLC = videotelephony_ic and not containing a LLC.	

110418	ISDN reference to: ETSI EN 300 403-1 [1], clauses 5.1 and 5.2 Recommendation ITU-T Q.931 [38], clauses 5.1 and 5.2	Other relevant references: ETSI EG 201 018 [i.15], clause 6.3.5 ETSI EN 300 899-1 [37], clauses 2.1.1 and 3.1.1 Recommendation ITU-T Q.699 [24], clauses 2.1.1 and 3.1.1 Recommendation ITU-T Q.1912.5 [35], clauses 6.2 and 7.1 ETSI EN 383 001 [36], clauses 7.1 and 6.2 ETSI TS 129 163 [40], clauses 7.2.3.1 and 7.2.3.2 ETSI TS 183 036 [42], clauses 5.1.1 and 5.1.2
TSS reference:	ISDN-ISDN/Basic_call/Successful/UDI-TA/110418	
Selection criteria:	<ul style="list-style-type: none"> - Videotelephony teleservice. - Fallback allowed. - T reference point at the destination interface. 	
Test purpose:	Support of videotelephony teleservice: Ensure that a videotelephony 7 kHz fallback allowed SETUP message is transported transparently through the network and on receipt on a ALERTING message containing a PI = #5 and a BC = speech, and a HLC = Telephony or no assumes that fallback to telephony 3,1 kHz has occurred.	
Parameter values:	! SETUP ? ALERT BC1 = speech BC = speech BC2 = UDI with TA HLC = telephony HLC1 = telephony PI = #5 HLC2 = videotelephony_ic	
Comments:	videotelephony 7 kHz fallback allowed SETUP message: A SETUP message containing two BCs, with the first BC = speech and the second SETUP: BC = UDI/TA, and two HLCs, with first HLC = telephony and the second HLC = videotelephony_ic and not containing a LLC.	

6.2.1.5 Unsuccessful- Speech

120101	ISDN reference to: ETSI EN 300 403-1 [1], clauses 5.1, 5.2 and 5.3 Recommendation ITU-T Q.931 [38], clauses 5.1 and 5.2	Other relevant references:
TSS reference:	ISDN-ISDN/Basic_call/Unsuccessful/Speech/120101	
Selection criteria:		
Test purpose:	Ensure that, when calling to unallocated number, the network initiate call clearing to the calling user with cause value #1 "unassigned number"	
Parameter values:	BC = speech	
Comments:		

120102	ISDN reference to: ETSI EN 300 403-1 [1], clauses 5.1, 5.2 and 5.3 Recommendation ITU-T Q.931 [38], clauses 5.1 and 5.2	Other relevant references:
TSS reference:	ISDN-ISDN/Basic_call/Unsuccessful/Speech/120102	
Selection criteria:		
Test purpose:	Ensure that, when the called user is busy and responds with a RELEASE COMPLETE message indicating cause value #17 "user busy", the network transport the cause value to the calling user	
Parameter values:	BC = speech	
Comments:		

120103	ISDN reference to: ETSI EN 300 403-1 [1], clauses 5.1, 5.2 and 5.3 Recommendation ITU-T Q.931 [38], clauses 5.1 and 5.2	Other relevant references:
TSS reference:	ISDN-ISDN/Basic_call/Unsuccessful/Speech/120103	
Selection criteria:		
Test purpose:	Ensure that when the called user is not responding, the network initiate call clearing to the calling user with cause value #18 "no user responding"	
Parameter values:	BC = speech	
Comments:		

120104	ISDN reference to: ETSI EN 300 403-1 [1], clauses 5.1, 5.2 and 5.3 Recommendation ITU-T Q.931 [38], clauses 5.1 and 5.2	Other relevant references:
TSS reference:	ISDN-ISDN/Basic_call/Unsuccessful/Speech/120104	
Selection criteria:		
Test purpose:	Ensure that when no answer from the called user (but user alerted), the network initiate call clearing to the calling user and called user with cause value #19 "no user responding (user alerted)"	
Parameter values:	BC = speech	
Comments:		

120105	ISDN reference to: ETSI EN 300 403-1 [1], clauses 5.1, 5.2 and 5.3 Recommendation ITU-T Q.931 [38], clauses 5.1 and 5.2	Other relevant references:
TSS reference:	ISDN-ISDN/Basic_call/Unsuccessful/Speech/120105	
Selection criteria:		
Test purpose:	Ensure that when the called user rejects the call and responds with a RELEASE COMPLETE message indicating cause value #21 "call rejected", the network transport the cause value to the calling user	
Parameter values:	BC = speech	
Comments:		

120106	ISDN reference to: ETSI EN 300 403-1 [1], clauses 5.1, 5.2 and 5.3 Recommendation ITU-T Q.931 [38], clauses 5.1 and 5.2	Other relevant references:
TSS reference:	ISDN-ISDN/Basic_call/Unsuccessful/Speech/120106	
Selection criteria:		
Test purpose:	Ensure that when the called user terminal is not connected, the network initiate call clearing to the calling user with cause value #27 "destination out of order"	
Parameter values:	BC = speech	
Comments:		

120107	ISDN reference to: ETSI EN 300 403-1 [1], clauses 5.1, 5.2 and 5.3 Recommendation ITU-T Q.931 [38], clauses 5.1 and 5.2	Other relevant references:
TSS reference:	ISDN-ISDN/Basic_call/Unsuccessful/Speech/120107	
Selection criteria:		
Test purpose:	Ensure that when the called user is not compatible and responds with a RELEASE COMPLETE message indicating cause value #88 "called user not compatible", the network transport the cause value to the calling user	
Parameter values:	BC = speech	
Comments:		

120108	ISDN reference to: ETSI EN 300 403-1 [1], clauses 5.1, 5.2 and 5.3 Recommendation ITU-T Q.931 [38], clauses 5.1 and 5.2	Other relevant references:
TSS reference:	ISDN-ISDN/Basic_call/Unsuccessful/Speech/120108	
Selection criteria:	Multipoint configuration for the called side	
Test purpose:	Ensure that when the calling user clears with cause value #16 "normal call clearing" before answer from called user, the network transport the cause value to the called user	
Parameter values:	BC = speech	
Comments:		

120109	ISDN reference to: ETSI EN 300 403-1 [1], clauses 5.1, 5.2 and 5.3 Recommendation ITU-T Q.931 [38], clauses 5.1 and 5.2	Other relevant references:
TSS reference:	ISDN-ISDN/Basic_call/Unsuccessful/Speech/120109	
Selection criteria:	Point-to-point configuration for the called side	
Test purpose:	Ensure that when the calling user clears with cause value #16 "normal call clearing" before answer from called user, the network transport the cause value to the called user	
Parameter values:	BC = speech	
Comments:		

6.2.1.6 Unsuccessful - UDI

120201	ISDN reference to: ETSI EN 300 403-1 [1], clauses 5.1, 5.2 and 5.3 Recommendation ITU-T Q.931 [38], clauses 5.1, 5.2 and 5.3	Other relevant references:
TSS reference:	ISDN-ISDN/Basic_call/Unsuccessful/UDI/120201	
Selection criteria:		
Test purpose:	Ensure that, when calling to unallocated number, the network initiate call clearing to the calling user with cause value #1 "unassigned number"	
Parameter values:	SETUP: BC = UDI	
Comments:		

120202	ISDN reference to: ETSI EN 300 403-1 [1], clauses 5.1, 5.2 and 5.3 Recommendation ITU-T Q.931 [38], clauses 5.1, 5.2 and 5.3	Other relevant references:
TSS reference:	ISDN-ISDN/Basic_call/Unsuccessful/UDI/120202	
Selection criteria:		
Test purpose:	Ensure that, when the called user is busy and responds with a RELEASE COMPLETE message indicating cause value #17 "user busy", the network transport the cause value to the calling user	
Parameter values:	SETUP: BC = UDI	
Comments:		

120203	ISDN reference to: ETSI EN 300 403-1 [1], clauses 5.1, 5.2 and 5.3 Recommendation ITU-T Q.931 [38], clauses 5.1, 5.2 and 5.3	Other relevant references:
TSS reference:	ISDN-ISDN/Basic_call/Unsuccessful/UDI/120203	
Selection criteria:		
Test purpose:	Ensure that, when the called user is not responding, the network initiate call clearing to the calling user with cause value #18 "no user responding"	
Parameter values:	SETUP: BC = UDI	
Comments:		

120204	ISDN reference to: ETSI EN 300 403-1 [1], clauses 5.1, 5.2 and 5.3 Recommendation ITU-T Q.931 [38], clauses 5.1, 5.2 and 5.3	Other relevant references:
TSS reference:	ISDN-ISDN/Basic_call/Unsuccessful/UDI/120204	
Selection criteria:		
Test purpose:	Ensure that when no answer from the called user (but user alerted), the network initiate call clearing to the calling user and called user with cause value #19 "no user responding (user alerted)"	
Parameter values:	SETUP: BC = UDI	
Comments:		

120205	ISDN reference to: ETSI EN 300 403-1 [1], clauses 5.1, 5.2 and 5.3 Recommendation ITU-T Q.931 [38], clauses 5.1, 5.2 and 5.3	Other relevant references:
TSS reference:	ISDN-ISDN/Basic_call/Unsuccessful/UDI/120205	
Selection criteria:		
Test purpose:	Ensure that when the called user rejects the call and responds with a RELEASE COMPLETE message indicating cause value #21 "call rejected", the network transport the cause value to the calling user	
Parameter values:	SETUP: BC = UDI	
Comments:		

120206	ISDN reference to: ETSI EN 300 403-1 [1], clauses 5.1, 5.2 and 5.3 Recommendation ITU-T Q.931 [38], clauses 5.1, 5.2 and 5.3	Other relevant references:
TSS reference:	ISDN-ISDN/Basic_call/Unsuccessful/UDI/120206	
Selection criteria:		
Test purpose:	Ensure that when the called user terminal is not connected, the network initiate call clearing to the calling user with cause value #27 "destination out of order"	
Parameter values:	SETUP: BC = UDI	
Comments:		

120207	ISDN reference to: ETSI EN 300 403-1 [1], clauses 5.1, 5.2 and 5.3 Recommendation ITU-T Q.931 [38], clauses 5.1, 5.2 and 5.3	Other relevant references:
TSS reference:	ISDN-ISDN/Basic_call/Unsuccessful/UDI/120207	
Selection criteria:		
Test purpose:	Ensure that when the called user is not compatible and responds with a RELEASE COMPLETE message indicating cause value #88 "called user not compatible", the network transport the cause value to the calling user	
Parameter values:	SETUP: BC = UDI	
Comments:		

120208	ISDN reference to: ETSI EN 300 403-1 [1], clauses 5.1, 5.2 and 5.3 Recommendation ITU-T Q.931 [38], clauses 5.1, 5.2 and 5.3	Other relevant references:
TSS reference:	ISDN-ISDN/Basic_call/Unsuccessful/UDI/120208	
Selection criteria:	Multipoint configuration for the called side	
Test purpose:	Ensure that when the calling user clears with cause value #16 "normal call clearing" before answer from called user, the network transport the cause value to the called user	
Parameter values:	SETUP: BC = UDI	
Comments:		

120209	ISDN reference to: ETSI EN 300 403-1 [1], clauses 5.1, 5.2 and 5.3 Recommendation ITU-T Q.931 [38], clauses 5.1, 5.2 and 5.3	Other relevant references:
TSS reference:	ISDN-ISDN/Basic_call/Unsuccessful/UDI/120209	
Selection criteria:	Point-to-point configuration for the called side	
Test purpose:	Ensure that when the calling user clears with cause value #16 "normal call clearing" before answer from called user, the network transport the cause value to the called user	
Parameter values:	SETUP: BC = UDI	
Comments:		

6.2.1.7 Unsuccessful- Audio

120301	ISDN reference to: ETSI EN 300 403-1 [1], clauses 5.1, 5.2 and 5.3 Recommendation ITU-T Q.931 [38], clauses 5.1, 5.2 and 5.3	Other relevant references:
TSS reference:	ISDN-ISDN/Basic_call/Unsuccessful/Audio/120301	
Selection criteria:		
Test purpose:	Ensure that, when calling to unallocated number, the network initiate call clearing to the calling user with cause value #1 "unassigned number"	
Parameter values:	BC = 3,1 kHz audio	
Comments:		

120302	ISDN reference to: ETSI EN 300 403-1 [1], clauses 5.1, 5.2 and 5.3 Recommendation ITU-T Q.931 [38], clauses 5.1, 5.2 and 5.3	Other relevant references:
TSS reference:	ISDN-ISDN/Basic_call/Unsuccessful/Audio/120302	
Selection criteria:		
Test purpose:	Ensure that, when the called user is busy and responds with a RELEASE COMPLETE message indicating cause value #17 "user busy", the network transport the cause value to the calling user	
Parameter values:	BC = 3,1 kHz audio	
Comments:		

120303	ISDN reference to: ETSI EN 300 403-1 [1], clauses 5.1, 5.2 and 5.3 Recommendation ITU-T Q.931 [38], clauses 5.1, 5.2 and 5.3	Other relevant references:
TSS reference:	ISDN-ISDN/Basic_call/Unsuccessful/Audio/120303	
Selection criteria:		
Test purpose:	Ensure that, when the called user is not responding, the network initiate call clearing to the calling user with cause value #18 "no user responding"	
Parameter values:	BC = 3,1 kHz audio	
Comments:		

120304	ISDN reference to: ETSI EN 300 403-1 [1], clauses 5.1, 5.2 and 5.3 Recommendation ITU-T Q.931 [38], clauses 5.1, 5.2 and 5.3	Other relevant references:
TSS reference:	ISDN-ISDN/Basic_call/Unsuccessful/Audio/120304	
Selection criteria:		
Test purpose:	Ensure that when no answer from the called user (but user alerted), the network initiate call clearing to the calling user and called user with cause value #19 "no user responding (user alerted)"	
Parameter values:	BC = 3,1 kHz audio	
Comments:		

120305	ISDN reference to: ETSI EN 300 403-1 [1], clauses 5.1, 5.2 and 5.3 Recommendation ITU-T Q.931 [38], clauses 5.1, 5.2 and 5.3	Other relevant references:
TSS reference:	ISDN-ISDN/Basic_call/Unsuccessful/Audio/120305	
Selection criteria:		
Test purpose:	Ensure that when the called user rejects the call and responds with a RELEASE COMPLETE message indicating cause value #21 "call rejected", the network transport the cause value to the calling user	
Parameter values:	BC = 3,1 kHz audio	
Comments:		

120306	ISDN reference to: ETSI EN 300 403-1 [1], clauses 5.1, 5.2 and 5.3 Recommendation ITU-T Q.931 [38], clauses 5.1, 5.2 and 5.3	Other relevant references:
TSS reference:	ISDN-ISDN/Basic_call/Unsuccessful/Audio/120306	
Selection criteria:		
Test purpose:	Ensure that when the called user terminal is not connected, the network initiate call clearing to the calling user with cause value #27 "destination out of order"	
Parameter values:	BC = 3,1 kHz audio	
Comments:		

120307	ISDN reference to: ETSI EN 300 403-1 [1], clauses 5.1, 5.2 and 5.3 Recommendation ITU-T Q.931 [38], clauses 5.1, 5.2 and 5.3	Other relevant references:
TSS reference:	ISDN-ISDN/Basic_call/Unsuccessful/Audio/120307	
Selection criteria:		
Test purpose:	Ensure that when the called user is not compatible and responds with a RELEASE COMPLETE message indicating cause value #88 "called user not compatible", the network transport the cause value to the calling user	
Parameter values:	BC = 3,1 kHz audio	
Comments:		

120308	ISDN reference to: ETSI EN 300 403-1 [1], clauses 5.1, 5.2 and 5.3 Recommendation ITU-T Q.931 [38], clauses 5.1, 5.2 and 5.3	Other relevant references:
TSS reference:	ISDN-ISDN/Basic_call/Unsuccessful/Audio/120308	
Selection criteria:	Multipoint configuration for the called side	
Test purpose:	Ensure that when the calling user clears with cause value #16 "normal call clearing" before answer from called user, the network transport the cause value to the called user	
Parameter values:	BC = 3,1 kHz audio	
Comments:		

120309	ISDN reference to: ETSI EN 300 403-1 [1], clauses 5.1, 5.2 and 5.3 Recommendation ITU-T Q.931 [38], clauses 5.1, 5.2 and 5.3	Other relevant references:
TSS reference:	ISDN-ISDN/Basic_call/Unsuccessful/Audio/120309	
Selection criteria:	Point-to-point configuration for the called side	
Test purpose:	Ensure that when the calling user clears with cause value #16 "normal call clearing" before answer from called user, the network transport the cause value to the called user	
Parameter values:	BC = 3,1 kHz audio	
Comments:		

6.2.1.8 Unsuccessful - UDI-TA

120401	ISDN reference to: ETSI EN 300 403-1 [1], clauses 5.1, 5.2 and 5.3 Recommendation ITU-T Q.931 [38], clauses 5.1, 5.2 and 5.3	Other relevant references:
TSS reference:	ISDN-ISDN/Basic_call/Unsuccessful/UDI-TA/120401	
Selection criteria:		
Test purpose:	Ensure that, when calling to unallocated number, the network initiate call clearing to the calling user sending a DISCONNECT message containing a PI#8 and the cause value #1 "unassigned number"	
Parameter values:	SETUP: BC = UDI/TA	
Comments:		

120402	ISDN reference to: ETSI EN 300 403-1 [1], clauses 5.1, 5.2 and 5.3 Recommendation ITU-T Q.931 [38], clauses 5.1, 5.2 and 5.3	Other relevant references:
TSS reference:	ISDN-ISDN/Basic_call/Unsuccessful/UDI-TA/120402	
Selection criteria:		
Test purpose:	Ensure that, when the called user is busy and responds with a RELEASE COMPLETE message indicating cause value #17 "user busy", the network initiate call clearing to the calling user sending a DISCONNECT message containing a PI#8 and the cause #17 "user busy"	
Parameter values:	SETUP: BC = UDI/TA	
Comments:		

120403	ISDN reference to: ETSI EN 300 403-1 [1], clauses 5.1, 5.2 and 5.3 Recommendation ITU-T Q.931 [38], clauses 5.1, 5.2 and 5.3	Other relevant references:
TSS reference:	ISDN-ISDN/Basic_call/Unsuccessful/UDI-TA/120403	
Selection criteria:		
Test purpose:	Ensure that, when the called user is not responding, the network initiate call clearing to the calling user sending a DISCONNECT message containing a PI#8 and cause value #18 "no user responding"	
Parameter values:	SETUP: BC = UDI/TA	
Comments:		

120404	ISDN reference to: ETSI EN 300 403-1 [1], clauses 5.1, 5.2 and 5.3 Recommendation ITU-T Q.931 [38], clauses 5.1, 5.2 and 5.3	Other relevant references:
TSS reference:	ISDN-ISDN/Basic_call/Unsuccessful/UDI-TA/120404	
Selection criteria:		
Test purpose:	Ensure that when no answer from the called user (but user alerted), the network initiate call clearing sending a DISCONNECT message containing a PI#8 and to the calling user and called user with cause value #19 "no user responding (user alerted)"	
Parameter values:	SETUP: BC = UDI/TA	
Comments:		

120405	ISDN reference to: ETSI EN 300 403-1 [1], clauses 5.1, 5.2 and 5.3 Recommendation ITU-T Q.931 [38], clauses 5.1, 5.2 and 5.3	Other relevant references:
TSS reference:	ISDN-ISDN/Basic_call/Unsuccessful/UDI-TA/120405	
Selection criteria:		
Test purpose:	Ensure that when the called user rejects the call and responds with a RELEASE COMPLETE message indicating cause value #21 "call rejected", the network initiate call clearing to the calling user sending a DISCONNECT message containing a PI#8 and the cause value #21 "call rejected" to the calling user	
Parameter values:	SETUP: BC = UDI/TA	
Comments:		

120406	ISDN reference to: ETSI EN 300 403-1 [1], clauses 5.1, 5.2 and 5.3 Recommendation ITU-T Q.931 [38], clauses 5.1, 5.2 and 5.3	Other relevant references:
TSS reference:	ISDN-ISDN/Basic_call/Unsuccessful/UDI-TA/120406	
Selection criteria:		
Test purpose:	Ensure that when the called user terminal is not connected, the network initiate call clearing to the calling user sending a DISCONNECT message containing a PI#8 and the cause value #27 "destination out of order"	
Parameter values:	SETUP: BC = UDI/TA	
Comments:		

120407	ISDN reference to: ETSI EN 300 403-1 [1], clauses 5.1, 5.2 and 5.3 Recommendation ITU-T Q.931 [38], clauses 5.1, 5.2 and 5.3	Other relevant references:
TSS reference:	ISDN-ISDN/Basic_call/Unsuccessful/UDI-TA/120407	
Selection criteria:		
Test purpose:	Ensure that when the called user is not compatible and responds with a RELEASE COMPLETE message indicating cause value #88 "called user not compatible", the network transport the cause value to the calling user	
Parameter values:	SETUP: BC = UDI/TA	
Comments:		

120408	ISDN reference to: ETSI EN 300 403-1 [1], clauses 5.1, 5.2 and 5.3 Recommendation ITU-T Q.931 [38], clauses 5.1, 5.2 and 5.3	Other relevant references:
TSS reference:	ISDN-ISDN/Basic_call/Unsuccessful/UDI-TA/120408	
Selection criteria:	Multipoint configuration for the called side	
Test purpose:	Ensure that when the calling user clears with cause value #16 "normal call clearing" before answer from called user, the network initiate call clearing to the calling user sending a DISCONNECT message containing a PI#8 and the cause value #16 "normal call clearing" to the called user.	
Parameter values:	SETUP: BC = UDI/TA	
Comments:		

120409	ISDN reference to: ETSI EN 300 403-1 [1], clauses 5.1, 5.2 and 5.3 Recommendation ITU-T Q.931 [38], clauses 5.1, 5.2 and 5.3	Other relevant references:
TSS reference:	ISDN-ISDN/Basic_call/Unsuccessful/UDI-TA/120409	
Selection criteria:	Point-to-point configuration for the called side	
Test purpose:	Ensure that when the calling user clears with cause value #16 "normal call clearing" before answer from called user, the network initiate call clearing to the calling user sending a DISCONNECT message containing a PI#8 and the cause value #16 "normal call clearing" to the called user.	
Parameter values:	SETUP: BC = UDI/TA	
Comments:		

6.2.2 Test purposes for ISDN-ISDN, Supplementary services

6.2.2.1 CLIP

210101	ISDN reference to: ETSI EN 300 092-1 [3], clause 9.3	Other relevant references: ETSI EN 300 403-1 [1], clauses 4.5.10 and 4.5.11 Recommendation ITU-T Q.931 [38], clauses 4.5.10 and 4.5.11 ETSI TS 183 036 [42], clause 5.2.3 Recommendation ITU-T Q.1912.5 [35], annex B.1 ETSI TS 129 163 [40], clauses 7.4.1 and 7.5.1
TSS reference:	ISDN-ISDN/Supplementary_services/CLIP/210101	
Selection criteria:	The called user is provided with CLIP	
Test purpose:	Ensure that when Calling party number is provided by the calling user, Type of number "subscriber number", with Calling party subaddress, the Calling party number and Calling party subaddress information elements are correctly delivered to the called (served) user.	
Parameter values:	BC = PIXIT, SI = UPVP, N = international (or N = unknown). See note.	
Comments:		
NOTE:	In the case when in the connection between the ISDN users takes place an Interworking based on the ETSI TS 129 163 [40] or Recommendation ITU-T Q.1912.5 [35], the called TDM based user will receive two identical default umbers, one with the SI=NP the second with the SI=UPNS.	

210102	ISDN reference to: ETSI EN 300 092-1 [3], clause 9.3	Other relevant references: ETSI EN 300 403-1 [1], clauses 4.5.10 and 4.5.11 Recommendation ITU-T Q.931 [38], clauses 4.5.10 and 4.5.11 ETSI TS 183 036 [42], clause 5.2.3 Recommendation ITU-T Q.1912.5 [35], annex B.1 ETSI TS 129 163 [40], clauses 7.4.1 and 7.5.1
TSS reference:	ISDN-ISDN/Supplementary_services/CLIP/210102	
Selection criteria:	The called user is provided with CLIP.	
Test purpose:	Ensure that when Calling party number is provided by the calling user, Type of number "national number", with Calling party subaddress, the Calling party number and Calling party subaddress information elements are correctly delivered to the called (served) user.	
Parameter values:	BC = PIXIT, SI = UPVP, N = international (or N = unknown). See note.	
Comments:		
NOTE:	In the case when in the connection between the ISDN users takes place an Interworking based on the ETSI TS 129 163 [40] or Recommendation ITU-T Q.1912.5 [35], the called TDM based user will receive two identical default umbers, one with the SI=NP the second with the SI=UPNS.	

210103	ISDN reference to: ETSI EN 300 092-1 [3], clause 9.3	Other relevant references: ETSI EN 300 403-1 [1], clauses 4.5.10 and 4.5.11 Recommendation ITU-T Q.931 [38], clauses 4.5.10 and 4.5.11 ETSI TS 183 036 [42], clause 5.2.3 Recommendation ITU-T Q.1912.5 [35], annex B.1 ETSI TS 129 163 [40], clauses 7.4.1 and 7.5.1
TSS reference:	ISDN-ISDN/Supplementary_services/CLIP/210103	
Selection criteria:	The called user is provided with CLIP.	
Test purpose:	Ensure that when Calling party number is provided by the calling user, Type of number "international number", with Calling party subaddress, the Calling party number and Calling party subaddress information elements are correctly delivered to the called (served) user.	
Parameter values:	BC = PIXIT, SI = UPVP, N = international (or N = unknown). See note.	
Comments:		
NOTE:	In the case when in the connection between the ISDN users takes place an Interworking based on the ETSI TS 129 163 [40] or Recommendation ITU-T Q.1912.5 [35], the called TDM based user will receive the SI=NP the second with the SI=UPNS.	

210104	ISDN reference to: ETSI EN 300 092-1 [3], clause 9.3	Other relevant references: ETSI EN 300 403-1 [1], clauses 4.5.10 and 4.5.11 Recommendation ITU-T Q.931 [38], clauses 4.5.10 and 4.5.11 ETSI TS 183 036 [42], clause 5.2.3 Recommendation ITU-T Q.1912.5 [35], annex B.1 ETSI TS 129 163 [40], clauses 7.4.1 and 7.5.1
TSS reference:	ISDN-ISDN/Supplementary_services/CLIP/210104	
Selection criteria:	The called user is provided with CLIP.	
Test purpose:	Ensure that when Calling party number is provided by the calling user, Type of number "unknown", with Calling party subaddress, the Calling party number and Calling party subaddress information elements are correctly delivered to the called (served) user.	
Parameter values:	BC = PIXIT, SI = UPVP, N = international (or N = unknown). See note.	
Comments:		
NOTE:	In the case when in the connection between the ISDN users takes place an Interworking based on the ETSI TS 129 163 [40] or Recommendation ITU-T Q.1912.5 [35], the called TDM based user will receive two identical default umbers, one with the SI=NP the second with the SI=UPNS.	

210105	ISDN reference to: ETSI EN 300 092-1 [3], clause 9.3	Other relevant references: ETSI EN 300 403-1 [1] clauses 4.5.10 and 4.5.11 Recommendation ITU-T Q.931 [38], clauses 4.5.10 and 4.5.11 ETSI TS 183 036 [42], clause 5.2.3 Recommendation ITU-T Q.1912.5 [35], annex B.1 ETSI TS 129 163 [40], clauses 7.4.1 and 7.5.1
TSS reference:	ISDN-ISDN/Supplementary_services/CLIP/210105	
Selection criteria:	The called user is provided with CLIP.	
Test purpose:	Ensure that when no Calling party number information element is provided by the calling user, (and no Calling party subaddress), the Calling party number information element is network provided and correctly delivered to the called (served) user.	
Parameter values:	BC = PIXIT, SI = NP, N = international (or N = unknown). See note.	
Comments:		
NOTE:	In the case when in the connection between the ISDN users takes place an Interworking based on the ETSI TS 129 163 [40] or Recommendation ITU-T Q.1912.5 [35], the called TDM based user will receive two identical default numbers, one with the SI=NP the second with the SI=UPNS.	

210106	ISDN reference to: ETSI EN 300 092-1 [3], clause 9.3	Other relevant references: ETSI EN 300 403-1 [1], clauses 4.5.10 and 4.5.11 Recommendation ITU-T Q.931 [38], clauses 4.5.10 and 4.5.11 ETSI TS 183 036 [42], clause 5.2.3 Recommendation ITU-T Q.1912.5 [35], annex B.1 ETSI TS 129 163 [40], clauses 7.4.1 and 7.5.1
TSS reference:	ISDN-ISDN/Supplementary_services/CLIP/210106	
Selection criteria:	<ul style="list-style-type: none"> - The called user is provided with CLIP. - Special arrangement applies. 	
Test purpose:	Ensure that when a special arrangement applies and a Calling party number information element and a valid calling number is provided by the calling user, the Calling party number information element with the calling number, presentation is allowed and the screening indicator is set to "user-provided, not screened" immediately followed by a second Calling party number information element with the default number of the access of the calling user, the screening indicator is set to "network-provided" are delivered to the called (served) user.	
Parameter values:	BC = PIXIT	
Comments:		

210107	ISDN reference to: ETSI EN 300 092-1 [3], clause 9.3	Other relevant references: ETSI EN 300 403-1 [1], clauses 4.5.10 and 4.5.11 Recommendation ITU-T Q.931 [38], clauses 4.5.10 and 4.5.11 ETSI TS 183 036 [42], clause 5.2.3 Recommendation ITU-T Q.1912.5 [35], annex B.1 ETSI TS 129 163 [40], clauses 7.4.1 and 7.5.1
TSS reference:	ISDN-ISDN/Supplementary_services/CLIP/210107	
Selection criteria:	<ul style="list-style-type: none"> - The called user is provided with CLIP. - Special arrangement applies. 	
Test purpose:	Ensure that when a special arrangement applies and a Calling party subaddress information element is provided by the calling user, the Calling party number information element with the default number of the access of the calling user, the screening indicator is set to "network-provided, with the Calling party subaddress information element are delivered to the called (served) user.	
Parameter values:	BC = PIXIT	
Comments:		

210108	ISDN reference to: ETSI EN 300 092-1 [3], clause 9.3	Other relevant references: ETSI EN 300 403-1 [1], clauses 4.5.10 and 4.5.11 Recommendation ITU-T Q.931 [38], clauses 4.5.10 and 4.5.11 ETSI TS 183 036 [42], clause 5.2.3 Recommendation ITU-T Q.1912.5 [35], annex B.1 ETSI TS 129 163 [40], clauses 7.4.1 and 7.5.1
TSS reference:	ISDN-ISDN/Supplementary_services/CLIP/210108	
Selection criteria:	<ul style="list-style-type: none"> - The called user is provided with CLIP. - Special arrangement applies. 	
Test purpose:	Ensure that when a special arrangement applies and no Calling party number information element is provided by the calling user, the Calling party number information element with the default number of the access of the calling user, the screening indicator is set to "network-provided is delivered to the called (served) user.	
Parameter values:	BC = PIXIT. See note.	
Comments:		

210109	ISDN reference to: ETSI EN 300 092-1 [3], clause 9.3	Other relevant references: ETSI EN 300 403-1 [1], clauses 4.5.10 and 4.5.11 Recommendation ITU-T Q.931 [38], clauses 4.5.10 and 4.5.11 ETSI TS 183 036 [42], clause 5.2.3 Recommendation ITU-T Q.1912.5 [35], annex B.1 ETSI TS 129 163 [40], clauses 7.4.1 and 7.5.1
TSS reference:	ISDN-ISDN/Supplementary_services/CLIP/210109	
Selection criteria:	<ul style="list-style-type: none"> - The called user is provided with CLIP and the two delivery option does not apply; - Special arrangement applies. 	
Test purpose:	Ensure that when a special arrangement applies and a Calling party number information element and a valid calling number is provided by the calling user, the Calling party number information element with the calling number, presentation is allowed and the screening indicator is set to "user-provided, not screened" is delivered to the called (served) user.	
Parameter values:	BC = PIXIT	
Comments:		

6.2.2.2 CLIR

210201	ISDN reference to: ETSI EN 300 093-1 [4], clause 9.4.1	Other relevant references: ETSI EN 300 403-1 [1], clauses 4.5.10 and 4.5.11 Recommendation ITU-T Q.931 [38], clauses 4.5.10 and 4.5.11 ETSI TS 183 036 [42], clause 5.2.3 Recommendation ITU-T Q.1912.5 [35], annex B.1 ETSI TS 129 163 [40], clauses 7.4.1 and 7.5.1 ETSI EN 300 092-1 [3], clause A.2 figure 2
TSS reference:	ISDN-ISDN/Supplementary_services/CLIR/210201	
Selection criteria:	The calling user is provided with CLIR permanent mode subscription, the called user with CLIP.	
Test purpose:	Ensure that when the Calling party number is provided by the calling user, with Calling party subaddress, the Calling party number information element is delivered to the called user without any digit information. The Calling party subaddress shall not be present	
Parameter values:	BC = PIXIT, PI = PR, SI = NP, N = unknown, NPI = unknown	
Comments:		

210202	ISDN reference to: ETSI EN 300 093-1 [4], clause 9.4.1	Other relevant references: ETSI EN 300 403-1 [1], clauses 4.5.10 and 4.5.11 Recommendation ITU-T Q.931 [38], clauses 4.5.10 and 4.5.11 ETSI TS 183 036 [42], clause 5.2.3 Recommendation ITU-T Q.1912.5 [35], annex B.1 ETSI TS 129 163 [40], clauses 7.4.1 and 7.5.1 ETSI EN 300 092-1 [3], clause A.2 figure 2
TSS reference:	ISDN-ISDN/Supplementary_services/CLIR/210202	
Selection criteria:	The calling user is provided with CLIR permanent mode subscription, the called user with CLIP.	
Test purpose:	Ensure that when no Calling party number is provided by the calling user (and no Calling party subaddress), the Calling party number information element is network provided and delivered to the called user without any digit information.	
Parameter values:	BC = PIXIT, PI = PR, SI = NP, N = unknown, NPI = unknown	
Comments:		

210203	ISDN reference to: ETSI EN 300 093-1 [4], clause 9.4.1	Other relevant references: ETSI EN 300 403-1 [1], clauses 4.5.10 and 4.5.11 Recommendation ITU-T Q.931 [38], clauses 4.5.10 and 4.5.11 ETSI TS 183 036 [42], clause 5.2.3 Recommendation ITU-T Q.1912.5 [35], annex B.1 ETSI TS 129 163 [40], clauses 7.4.1 and 7.5.1 ETSI EN 300 092-1 [3], clause A.2 figure 2
TSS reference:	ISDN-ISDN/Supplementary_services/CLIR/210203	
Selection criteria:	The calling user is provided with CLIR temporary (PIXIT table 7) mode subscription, the called user with CLIP.	
Test purpose:	Ensure that when the Calling party number is provided by the calling user, with Calling party subaddress, the Calling party number information element is delivered to the called user without any digit information. The Calling party subaddress shall not be present.	
Parameter values:	BC = PIXIT, PI = PR, SI = NP, N = unknown, NPI = unknown	
Comments:		

Table 7: PIXIT values of CLIR_t

PIXIT VALUE	CLIR _t
1	CLIR _t (def=present) IE with PI=1 or PI=2
2	CLIR _t (def=restrict) empty IE or PI=1 or PI=2

210204	ISDN reference to: ETSI EN 300 093-1 [4], clause 9.4.1	Other relevant references: ETSI EN 300 403-1 [1], clauses 4.5.10 and 4.5.11 Recommendation ITU-T Q.931 [38], clauses 4.5.10 and 4.5.11 ETSI TS 183 036 [42], clause 5.2.3 Recommendation ITU-T Q.1912.5 [35], annex B.1 ETSI TS 129 163 [40], clauses 7.4.1 and 7.5.1 ETSI EN 300 092-1 [3], clause A.2 figure 2
TSS reference:	ISDN-ISDN/Supplementary_services/CLIR/210204	
Selection criteria:	The calling user is provided with CLIR temporary mode (PIXIT table 7) subscription, the called user with CLIP.	
Test purpose:	Ensure that when no Calling party number is provided by the calling user (and no Calling party subaddress), the Calling party number information element is network provided and delivered to the called user without any digit information.	
Parameter values:	BC = PIXIT, PI = PR, SI = NP, N = unknown, NPI = unknown	
Comments:		

210205	ISDN reference to: ETSI EN 300 093-1 [4], clause 9.4.1	Other relevant references: ETSI EN 300 403-1 [1], clauses 4.5.10 and 4.5.11 Recommendation ITU-T Q.931 [38], clauses 4.5.10 and 4.5.11 ETSI TS 183 036 [42], clause 5.2.3 Recommendation ITU-T Q.1912.5 [35], annex B.1 ETSI TS 129 163 [40], clauses 7.4.1 and 7.5.1 ETSI EN 300 092-1 [3], clause A.2 figure 2
TSS reference:	ISDN-ISDN/Supplementary_services/CLIR/210205	
Selection criteria:	The calling user is provided with CLIR temporary mode (PIXIT table 7) subscription. The called user is provided with CLIP. Special arrangement applies.	
Test purpose:	Ensure that when a special arrangement applies and a Calling party number information element and a valid calling number with presentation in not allowed is provided by the calling user, the Calling party number information element with the presentation indicator set to "presentation restricted", the screening indicator is set to "network-provided" is delivered to the called user.	
Parameter values:	BC = PIXIT	
Comments:		

6.2.2.3 COLP

210301	ISDN reference to: ETSI EN 300 097-1 [5], clause 9.5.1	Other relevant references: ETSI TS 183 036 [42], clause 5.2.2 Recommendation ITU-T Q.1912.5 [35], annex B.2 ETSI TS 129 163 [40], clause 7.5.2
TSS reference:	ISDN-ISDN/Supplementary_services/COLP/210301	
Selection criteria:	The calling user is provided with COLP.	
Test purpose:	Ensure that when the Connected number is provided by the called user, Type of number "subscriber number", with Connected subaddress, the Connected number and Connected subaddress information elements are correctly delivered to the calling (served) user.	
Parameter values:	BC = PIXIT, SI = UPVP, N = international (or N = unknown)	
Comments:		

210302	ISDN reference to: ETSI EN 300 097-1 [5], clause 9.5.1	Other relevant references: ETSI TS 183 036 [42], clause 5.2.2 Recommendation ITU-T Q.1912.5 [35], annex B.2 ETSI TS 129 163 [40], clause 7.5.2
TSS reference:	ISDN-ISDN/Supplementary_services/COLP/210302	
Selection criteria:	The calling user is provided with COLP.	
Test purpose:	Ensure that when the Connected number is provided by the called user, Type of number "national number", with Connected subaddress, the Connected number and Connected subaddress information elements are correctly delivered to the calling (served) user.	
Parameter values:	BC = PIXIT, SI = UPVP, N = international (or N = unknown)	
Comments:		

210303	ISDN reference to: ETSI EN 300 097-1 [5], clause 9.5.1	Other relevant references: ETSI TS 183 036 [42], clause 5.2.2 Recommendation ITU-T Q.1912.5 [35], annex B.2 ETSI TS 129 163 [40], clauses 7.4.2 and 7.5.2
TSS reference:	ISDN-ISDN/Supplementary_services/COLP/210303	
Selection criteria:	The calling user is provided with COLP.	
Test purpose:	Ensure that when the Connected number is provided by the called user, Type of number "international number", with Connected subaddress, the Connected number and Connected subaddress information elements are correctly delivered to the calling (served) user.	
Parameter values:	BC = PIXIT, SI = UPVP, N = international (or N = unknown)	
Comments:		

210304	ISDN reference to: ETSI EN 300 097-1 [5], clause 9.5.1	Other relevant references: ETSI TS 183 036 [42], clause 5.2.2 Recommendation ITU-T Q.1912.5 [35], annex B.2 ETSI TS 129 163 [40], clauses 7.4.2 and 7.5.2
TSS reference:	ISDN-ISDN/Supplementary_services/COLP/210304	
Selection criteria:	The calling user is provided with COLP.	
Test purpose:	Ensure that when the Connected number is provided by the called user, Type of number "unknown", with Connected subaddress, the Connected number information element with the with the Screening indicator value "user provided" and Connected subaddress information element correctly delivered to the calling (served) user.	
Parameter values:	BC = PIXIT, SI = UPVP, N = international (or N = unknown)	
Comments:		

210305	ISDN reference to: ETSI EN 300 097-1 [5], clause 9.5.1	Other relevant references: ETSI TS 183 036 [42], clause 5.2.2 Recommendation ITU-T Q.1912.5 [35], annex B.2 ETSI TS 129 163 [40], clauses 7.4.2 and 7.5.2
TSS reference:	ISDN-ISDN/Supplementary_services/COLP/210305	
Selection criteria:	Calling user is provided with COLP.	
Test purpose:	Ensure that when no Connected number is provided by the called user (and no Connected subaddress), the Connected number information element is network provided and correctly delivered to the calling (served) user.	
Parameter values:	BC = PIXIT, SI = NP, N = international (or N = unknown)	
Comments:		

210306	ISDN reference to: ETSI EN 300 097-1 [5], clause 9.5.1	Other relevant references: ETSI TS 183 036 [42], clause 5.2.2 Recommendation ITU-T Q.1912.5 [35], annex B.2 ETSI TS 129 163 [40], clauses 7.4.2 and 7.5.2
TSS reference:	ISDN-ISDN/Supplementary_services/COLP/210306	
Selection criteria:	Calling user is provided with COLP.	
Test purpose:	Ensure that when an incorrect Connected number is provided by the called user (and no Connected subaddress), the Connected number information element is network provided and correctly delivered to the calling (served) user.	
Parameter values:	BC = PIXIT, SI = NP, N = international (or N = unknown)	
Comments:		

210307	ISDN reference to: ETSI EN 300 097-1 [5], clause 9.5.1	Other relevant references: ETSI TS 183 036 [42], clause 5.2.2 Recommendation ITU-T Q.1912.5 [35], annex B.2 ETSI TS 129 163 [40], clauses 7.4.2 and 7.5.2
TSS reference:	ISDN-ISDN/Supplementary_services/COLP/210307	
Selection criteria:	<ul style="list-style-type: none"> - Calling user is provided with COLP. - Special arrangement applies. 	
Test purpose:	Ensure that the IUT in the Call Present call state N06 and a special arrangement applies, on receipt of a CONNECT message containing a Connected number information element with the Type of number coded other than "national number" or "international number": discards the Connected number information element (resulting in the sending of a CONNECT message containing a Connected number information element with the default number associated with the called access to the calling user) and sends a CONNECT ACKNOWLEDGE message and enters the Active call state N10.	
Parameter values:		
Comments:		

210308	ISDN reference to: ETSI EN 300 097-1 [5], clause 9.5.1	Other relevant references: ETSI TS 183 036 [42], clause 5.2.2 Recommendation ITU-T Q.1912.5 [35], annex B.2 ETSI TS 129 163 [40], clauses 7.4.2 and 7.5.2
TSS reference:	ISDN-ISDN/Supplementary_services/COLP/210308	
Selection criteria:	<ul style="list-style-type: none"> - Calling user is provided with COLP; - Special arrangement applies. 	
Test purpose:	<p>Ensure that the IUT in the Call Present call state N06 and a special arrangement applies, on receipt of a CONNECT message containing a Connected number information element with the Numbering plan identifier field coded other than "ISDN/telephony numbering plan" or "unknown":</p> <p>discards the Connected number information element (resulting in the sending of a CONNECT message containing a Connected number information element with the default number associated with the called access to the calling user) and sends a CONNECT ACKNOWLEDGE message and enters the Active call state N10.</p>	
Parameter values:		
Comments:		

210309	ISDN reference to: ETSI EN 300 097-1 [5], clause 9.5.1	Other relevant references: ETSI TS 183 036 [42], clause 5.2.2 Recommendation ITU-T Q.1912.5 [35], annex B.2 ETSI TS 129 163 [40], clauses 7.4.2 and 7.5.2
TSS reference:	ISDN-ISDN/Supplementary_services/COLP/210309	
Selection criteria:	<ul style="list-style-type: none"> - Calling user is provided with COLP. - Special arrangement applies. 	
Test purpose:	<p>Ensure that the IUT in the Call Present call state N06 and a special arrangement applies, on receipt of a CONNECT message containing a Connected number information element with a Screening indicator value:</p> <p>discards the Screening indicator value (resulting in the sending of a CONNECT message containing a Connected number information element with the Screening indicator value "user-provided, not screened" to the calling user) and sends a CONNECT ACKNOWLEDGE message and enters the Active call state N10.</p>	
Parameter values:	BC = PIXIT, SI = NP	
Comments:		

210310	ISDN reference to: ETSI EN 300 097-1 [5], clause 9.5.1	Other relevant references: ETSI TS 183 036 [42], clause 5.2.2 Recommendation ITU-T Q.1912.5 [35], annex B.2 ETSI TS 129 163 [40], clauses 7.4.2 and 7.5.2
TSS reference:	ISDN-ISDN/Supplementary_services/COLP/210310	
Selection criteria:	<ul style="list-style-type: none"> - Calling user is provided with COLP. - Special arrangement applies. 	
Test purpose:	<p>Ensure that the IUT in the Call Present call state N06 and a special arrangement applies, on receipt of a CONNECT message containing no Connected number information element:</p> <p>accepts the message (resulting in the sending of a CONNECT message containing a Connected number information element with the Screening indicator value "network-provided" and the default number associated with the called access to the calling user) and sends a CONNECT ACKNOWLEDGE message and enters the Active call state N10.</p>	
Parameter values:	BC = PIXIT	
Comments:		

210311	ISDN reference to: ETSI EN 300 097-1 [5], clause 9.5.1	Other relevant references: ETSI TS 183 036 [42], clause 5.2.2 Recommendation ITU-T Q.1912.5 [35], annex B.2 ETSI TS 129 163 [40], clauses 7.4.2 and 7.5.2
TSS reference:	ISDN-ISDN/Supplementary_services/COLP/210311	
Selection criteria:	<ul style="list-style-type: none"> - Calling user is provided with COLP. - Special arrangement applies. 	
Test purpose:	Ensure that the IUT in the Call Present call state N06 and a special arrangement applies, on receipt of a CONNECT message containing a Connected number information element and a Connected subaddress information element: accepts the message (resulting in the sending of a CONNECT message containing a Connected number and a Connected subaddress information element to the calling user and sends a CONNECT ACKNOWLEDGE message and enters the Active call state N10.	
Parameter values:	BC = PIXIT	
Comments:		

6.2.2.4 COLR

210401	ISDN reference to: ETSI EN 300 098-1 [6], clauses 9.3.1 and 9.4.1	Other relevant references: ETSI EN 300 097-1 [22], clause 1, figure 4 ETSI TS 183 036 [42], clause 5.2.2 Recommendation ITU-T Q.1912.5 [35], annex B.2 ETSI TS 129 163 [40], clauses 7.4.2 and 7.5.2
TSS reference:	ISDN-ISDN/Supplementary_services/COLR/210401	
Selection criteria:	The called (served) user is provided with COLR permanent mode subscription, the calling user with COLP.	
Test purpose:	Ensure that when the Connected number is provided by the called user, with Connected subaddress, the Connected number information element is delivered to the calling user without any digit information. The Connected subaddress shall not be present	
Parameter values:	BC = PIXIT, PI = PR, SI = NP, N = unknown, NPI = unknown	
Comments:		

210402	ISDN reference to: ETSI EN 300 098-1 [6], clauses 9.3.1 and 9.4.1	Other relevant references: ETSI EN 300 097-1 [22], figure 4 ETSI TS 183 036 [42], clause 5.2.2 Recommendation ITU-T Q.1912.5 [35], annex B.2 ETSI TS 129 163 [40], clauses 7.4.2 and 7.5.2
TSS reference:	ISDN-ISDN/Supplementary_services/COLR/210402	
Selection criteria:	The called (served) user is provided with COLR permanent mode subscription, the calling user with COLP	
Test purpose:	Ensure that when no Connected number is provided by the called user (and no Connected subaddress), the Connected number information element is network provided and delivered to the calling user without any digit information.	
Parameter values:	BC = PIXIT, PI = PR, SI = NP, N = unknown, NPI = unknown	
Comments:		

210403	ISDN reference to: ETSI EN 300 098-1 [6], clauses 9.3.1 and 9.4.1	Other relevant references: ETSI EN 300 097-1 [22], figure 4 ETSI TS 183 036 [42], clause 5.2.2 Recommendation ITU-T Q.1912.5 [35], annex B.2 ETSI TS 129 163 [40], clauses 7.4.2 and 7.5.2
TSS reference:	ISDN-ISDN/Supplementary_services/COLR/210403	
Selection criteria:	The called (served) user is provided with COLR permanent mode subscription, the calling user with COLP.	
Test purpose:	Ensure that when no Connected number is provided by the called user, with Connected subaddress, the Connected subaddress shall not be present to the calling user.	
Parameter values:	BC = PIXIT, PI = PR, SI = NP, N = unknown, NPI = unknown	
Comments:		

210404	ISDN reference to: ETSI EN 300 098-1 [6], clauses 9.3.1 and 9.4.1	Other relevant references: ETSI EN 300 097-1 [22], figure 4 ETSI TS 183 036 [42], clause 5.2.2 Recommendation ITU-T Q.1912.5 [35], annex B.2 ETSI TS 129 163 [40], clauses 7.4.2 and 7.5.2
TSS reference:	ISDN-ISDN/Supplementary_services/COLR/210404	
Selection criteria:	The called (served) user is provided with COLR permanent mode subscription, the calling user with COLP.	
Test purpose:	Ensure that when a special arrangement applies and when no Connected number is provided by the called user in the CONNECT message, the Connected number information element with Presentation indicator value "presentation restricted" and without connected party number is delivered to the calling (served) user.	
Parameter values:	BC = PIXIT	
Comments:		

210405	ISDN reference to: ETSI EN 300 098-1 [6], clauses 9.3.1 and 9.4.11	Other relevant references: ETSI EN 300 097-1 [22], clause 1, figure 4 ETSI TS 183 036 [42], clause 5.2.2 Recommendation ITU-T Q.1912.5 [35], annex B.2 ETSI TS 129 163 [40], clauses 7.4.2 and 7.5.2
TSS reference:	ISDN-ISDN/Supplementary_services/COLR/210405	
Selection criteria:	The called (served) user is provided with COLR permanent mode subscription, the calling user with COLP.	
Test purpose:	Ensure that when a special arrangement applies and when the Connected number with the Presentation indicator "presentation restricted" is provided by the called user in the CONNECT message, the Connected number information element with Presentation indicator value "presentation restricted" and without connected party number is delivered to the calling (served) user.	
Parameter values:	BC = PIXIT	
Comments:		

210406	ISDN reference to: ETSI EN 300 098-1 [6], clauses 9.3.1 and 9.4.1	Other relevant references: ETSI EN 300 097-1 [22], clause 1, figure 4 ETSI TS 183 036 [42], clause 5.2.2 Recommendation ITU-T Q.1912.5 [35], annex B.2 ETSI TS 129 163 [40], clauses 7.4.2 and 7.5.2
TSS reference:	ISDN-ISDN/Supplementary_services/COLR/210406	
Selection criteria:	The called (served) user is provided with COLR temporary (def= restricted) mode subscription, the calling user with COLP.	
Test purpose:	Ensure that when the Connected number is provided by the called user with the Presentation indicator set to "presentation restricted", with Connected subaddress, the Connected number information element is delivered to the calling user without any digit information. The Connected subaddress shall not be present	
Parameter values:	BC = PIXIT, PI = PR, SI = NP, N = unknown, NPI = unknown	
Comments:		

210407	ISDN reference to: ETSI EN 300 098-1 [6], clauses 9.3.1 and 9.4.1	Other relevant references: ETSI EN 300 097-1 [22], figure 4 ETSI TS 183 036 [42], clause 5.2.2 Recommendation ITU-T Q.1912.5 [35], annex B.2 ETSI TS 129 163 [40], clauses 7.4.2 and 7.5.2
TSS reference:	ISDN-ISDN/Supplementary_services/COLR/210407	
Selection criteria:	The called (served) user is provided with COLR temporary mode (PIXIT table 8) subscription, the calling user with COLP	
Test purpose:	Ensure that when no Connected number is provided by the called user (and no Connected subaddress), COLR temporary mode (PIXIT table 8), the Connected number information element is network provided and delivered to the calling user without any digit information.	
Parameter values:	BC = PIXIT, PI = PR, SI = NP, N = unknown, NPI = unknown	
Comments:		

Table 8: PIXIT values of COLRt

PIXIT VALUE	COLRt
1	COLRt; (def=non-restricted) IE with PI=1 or PI=2
2	COLRt (def=restricted) empty IE or PI=1 or PI=2

210408	ISDN reference to: ETSI EN 300 098-1 [6], clauses 9.3.1 and 9.4.11	Other relevant references: ETSI EN 300 097-1 [22], clause 1, figure 4 ETSI TS 183 036 [42], clause 5.2.2 Recommendation ITU-T Q.1912.5 [35], annex B.2 ETSI TS 129 163 [40], clauses 7.4.2 and 7.5.2
TSS reference:	ISDN-ISDN/Supplementary_services/COLR/210408	
Selection criteria:	The called (served) user is provided with COLR temporary mode (PIXIT table 8) subscription, the calling user with COLP.	
Test purpose:	Ensure that when a special arrangement applies and when the Connected number with the Presentation indicator "presentation restricted" is provided by the called user in the CONNECT message, the Connected number information element with Presentation indicator value "presentation restricted" and without connected party number is delivered to the calling (served) user.	
Parameter values:	BC = PIXIT	
Comments:		

6.2.2.5 CUG

210501	ISDN reference to: ETSI EN 300 138-1 [7], clauses 9.2.2 and 9.2.4	Other relevant references: ETSI TS 124 654 [44], clause 4.5.2.4 ETSI TS 183 036 [42], clause 5.2.9 Recommendation ITU-T Q.1912.5 [35], annex B.16 ETSI TS 129 163 [40], clauses 7.4.16 and 7.5.10
TSS reference:	ISDN-ISDN/Supplementary_services/CUG/210501	
Selection criteria:	<p>Originating user has subscribed to CUG</p> <p>Options for registered CUG index:</p> <p>Intra CUG restrictions: None designated (-OCB)</p> <p>Options for public identity in use:</p> <p>Preferential CUG: None designated</p> <p>Outgoing access: not allowed</p>	
Test purpose:	<p><i>CUG without preference: SETUP with CUG index, successful.</i></p> <p>Ensure that the SUT on receipt of an SETUP request containing an CUG element with Facility CUGCall Operation invoke containing registered CUGIndex, Forwards a SETUP request containing an CUG element with CUG index (AGCF) or Non CUG call (VGW)</p>	
Parameter values:		
Comments:	<p>ISDN header values:</p> <p>SETUP 1: Facility CUGCall Operation invoke <CUGIndex></p> <p>ISDN header values:</p> <p>SETUP 2: (implementation option)</p> <p>Non CUG call or Facility CUGCall Operation invoke <CUGIndex></p>	

210502	ISDN reference to: ETSI EN 300 138-1 [7], clauses 9.2.2 and 9.2.4	Other relevant references: ETSI TS 124 654 [44], clause 4.5.2.4 ETSI TS 183 036 [42], clause 5.2.9 Recommendation ITU-T Q.1912.5 [35], annex B.16 ETSI TS 129 163 [40], clauses 7.4.16 and 7.5.10
TSS reference:	ISDN-ISDN/Supplementary_services/CUG/210502	
Selection criteria:	Originating user has subscribed to CUG Options for registered CUG index: Intra CUG restrictions: None designated (-OCB) Options for public identity in use: Preferential CUG: None designated Outgoing access: not allowed	
Test purpose:	<i>CUG without preference: SETUP with CUG index and outgoingAccessRequest = true, successful.</i> Ensure that the SUT on receipt of an SETUP request containing an CUG element with Facility CUGCall Operation invoke containing outgoingAccessRequest = true and registered CUGIndex, Forwards a SETUP request containing an CUG element with CUG index (AGCF) or Non CUG call (VGW)	
Parameter values:		
Comments:	SETUP 1: Facility CUGCall Operation invoke <OARequested>TRUE <CUGIndex> ISDN header values: SETUP 2: (implementation option) Non CUG call or Facility CUGCall Operation invoke <CUGIndex>	

210503	ISDN reference to: ETSI EN 300 138-1 [7], clauses 9.2.2 and 9.2.4	Other relevant references: ETSI TS 124 654 [44], clause 4.5.2.4 ETSI TS 183 036 [42], clause 5.2.9 Recommendation ITU-T Q.1912.5 [35], annex B.16 ETSI TS 129 163 [40], clauses 7.4.16 and 7.5.10
TSS reference:	ISDN-ISDN/Supplementary_services/CUG/210503	
Selection criteria:	<p>Originating user has subscribed to CUG</p> <p>Options for registered CUG index: Intra CUG restrictions: None designated (-OCB)</p> <p>Options for public identity in use: Preferential CUG: None designated Outgoing access: allowed per communication</p>	
Test purpose:	<p>CUG without preference + OAE: SETUP with CUG index, successful. Ensure that the SUT on receipt of an SETUP request containing an CUG element with Facility CUGCall Operation invoke containing registered CUGIndex, Forwards a SETUP request containing an CUG element with CUG index (AGCF) or Non CUG call (VGW)</p>	
Parameter values:		
Comments:	<p>SETUP 1: Facility CUGCall Operation invoke <OARequested>FALSE <CUGIndex></p> <p>ISDN header values: SETUP 2: (implementation option)</p> <p>Non CUG call or Facility CUGCall Operation invoke <CUGIndex></p>	

210504	ISDN reference to: ETSI EN 300 138-1 [7], clauses 9.2.2 and 9.2.4	Other relevant references: ETSI TS 124 654 [44], clause 4.5.2.4 ETSI TS 183 036 [42], clause 5.2.9 Recommendation ITU-T Q.1912.5 [35], annex B.16 ETSI TS 129 163 [40], clauses 7.4.16 and 7.5.10
TSS reference:	ISDN-ISDN/Supplementary_services/CUG/210504	
Selection criteria:	Originating user has subscribed to CUG Options for registered CUG index: Intra CUG restrictions: None designated (-OCB) Options for public identity in use: Preferential CUG: None designated Outgoing access: allowed per communication	
Test purpose:	CUG without preference + OAE: SETUP with CUG index and outgoingAccessRequest = true, successful non CUG communication. Ensure that the SUT on receipt of an SETUP request containing an CUG element with Facility CUGCall Operation invoke containing outgoingAccessRequest = true and registered CUGIndex, Forwards a SETUP request containing an CUG element with CUG index (AGCF) or Non CUG call (VGW).	
Parameter values:		
Comments:	SETUP 1: Facility CUGCall Operation invoke <OARequested>TRUE <CUGIndex> ISDN header values: SETUP 2: (implementation option) Non CUG call or Facility CUGCall Operation invoke <CUGIndex>	

210505	ISDN reference to: ETSI EN 300 138-1 [7], clauses 9.2.2 and 9.2.4	Other relevant references: ETSI TS 124 654 [44], clause 4.5.2.4 ETSI TS 183 036 [42], clause 5.2.9 Recommendation ITU-T Q.1912.5 [35], annex B.16 ETSI TS 129 163 [40], clauses 7.4.16 and 7.5.10
TSS reference:	ISDN-ISDN/Supplementary_services/CUG/210505	
Selection criteria:	Originating user has subscribed to CUG Options for registered CUG index: Intra CUG restrictions: OCB within CUG Options for public identity in use: Preferential CUG: None designated Outgoing access: allowed per communication	
Test purpose:	<i>CUG without preference + OAE + OCB within CUG: SETUP with CUG index and outgoingAccessRequest = true, successful.</i> Ensure that the SUT on receipt of an SETUP request containing an CUG element with Facility CUGCall Operation invoke containing outgoingAccessRequest = true and registered CUGIndex, forwards the SETUP request containing no CUG element.	
Parameter values:		
Comments:	SETUP 1: Facility CUGCall Operation invoke <OARequested>TRUE <CUGIndex> ISDN header values: SETUP 2: No CUG Facility	

210506	ISDN reference to: ETSI EN 300 138-1 [7], clauses 9.2.2 and 9.2.4	Other relevant references: ETSI TS 124 654 [44], clause 4.5.2.4 ETSI TS 183 036 [42], clause 5.2.9 Recommendation ITU-T Q.1912.5 [35], annex B.16 ETSI TS 129 163 [40], clauses 7.4.16 and 7.5.10
TSS reference:	ISDN-ISDN/Supplementary_services/CUG/210506	
Selection criteria:	Originating user has subscribed to CUG Options for registered CUG index: Intra CUG restrictions: None designated (-OCB) Options for public identity in use: Preferential CUG: None designated Outgoing access: allowed per communication	
Test purpose:	<i>CUG without preference + OAE: SETUP without CUG index and with outgoingAccessRequest = true, successful outgoing access allowed.</i> Ensure that the SUT on receipt of an SETUP request containing an CUG element with Facility CUGCall Operation invoke containing outgoingAccessRequest = true, forwards the SETUP request containing no CUG element due to outgoing access allowed.	
Parameter values:		
Comments:		

210507	ISDN reference to: ETSI EN 300 138-1 [7], clauses 9.2.2 and 9.2.4	Other relevant references: ETSI TS 124 654 [44], clause 4.5.2.4 ETSI TS 183 036 [42], clause 5.2.9 Recommendation ITU-T Q.1912.5 [35], annex B.16 ETSI TS 129 163 [40], clauses 7.4.16 and 7.5.10
TSS reference:	ISDN-ISDN/Supplementary_services/CUG/210507	
Selection criteria:	Originating user has subscribed to CUG Options for registered CUG index: Intra CUG restrictions: None designated (-OCB) Options for public identity in use: Preferential CUG: None designated Outgoing access: allowed permanent	
Test purpose:	<i>CUG without preference + OAI: SETUP with CUG index, successful.</i> Ensure that the SUT on receipt of an SETUP request containing an CUG element with Facility CUGCall Operation invoke containing registered CUGIndex, Forwards a SETUP request containing an CUG element with CUG index (AGCF) or Non CUG call (VGW)	
Parameter values:		
Comments:	ISDN header values: SETUP 1: Facility CUGCall Operation invoke <CUGIndex> ISDN header values: SETUP 2: (implementation option) Non CUG call or Facility CUGCall Operation invoke <CUGIndex>	

210508	ISDN reference to: ETSI EN 300 138-1 [7], clauses 9.2.2 and 9.2.4	Other relevant references: ETSI TS 124 654 [44], clause 4.5.2.4 ETSI TS 183 036 [42], clause 5.2.9 Recommendation ITU-T Q.1912.5 [35], annex B.16 ETSI TS 129 163 [40], clauses 7.4.16 and 7.5.10
TSS reference:	ISDN-ISDN/Supplementary_services/CUG/210508	
Selection criteria:	Originating user has subscribed to CUG Options for registered CUG index: Intra CUG restrictions: OCB within CUG Options for public identity in use: Preferential CUG: None designated Outgoing access: allowed permanent	
Test purpose:	CUG without preference + OAI and OCB within CUG: SETUP with CUG index, successful. Ensure that the SUT on receipt of an SETUP request containing an CUG element with Facility CUGCall Operation invoke containing registered CUGIndex, Forwards a SETUP request containing no CUG element	
Parameter values:		
Comments:	ISDN header values: SETUP 1: Facility CUGCall Operation invoke <CUGIndex> ISDN header values: SETUP 2: Non CUG call	

210509	ISDN reference to: ETSI EN 300 138-1 [7], clauses 9.2.2 and 9.2.4	Other relevant references: ETSI TS 124 654 [44], clause 4.5.2.4 ETSI TS 183 036 [42], clause 5.2.9 Recommendation ITU-T Q.1912.5 [35], annex B.16 ETSI TS 129 163 [40], clauses 7.4.16 and 7.5.10
TSS reference:	ISDN-ISDN/Supplementary_services/CUG/210509	
Selection criteria:	Originating user has subscribed to CUG Options for registered CUG index: Intra CUG restrictions: None designated (-OCB) Options for public identity in use: Preferential CUG: None designated Outgoing access: allowed permanent	
Test purpose:	CUG without preference + OAI: SETUP with CUG index and outgoingAccessRequest = true, successful. Ensure that the SUT on receipt of an SETUP request containing an CUG element with Facility CUGCall Operation invoke containing outgoingAccessRequest = true and registered CUGIndex, forwards the SETUP request containing an CUG element with CUG index (AGCF) or Non CUG call (VGW)	
Parameter values:		
Comments:	ISDN header values: SETUP 1: Facility CUGCall Operation invoke <OARequested>TRUE <CUGIndex> ISDN header values: SETUP 2: (implementation option) Non CUG call or Facility CUGCall Operation invoke <CUGIndex>	

210510	ISDN reference to: ETSI EN 300 138-1 [7], clauses 9.2.2 and 9.2.4	Other relevant references: ETSI TS 124 654 [44], clause 4.5.2.4 ETSI TS 183 036 [42], clause 5.2.9 Recommendation ITU-T Q.1912.5 [35], annex B.16 ETSI TS 129 163 [40], clauses 7.4.16 and 7.5.10
TSS reference:	ISDN-ISDN/Supplementary_services/CUG/210510	
Selection criteria:	<p>Originating user has subscribed to CUG</p> <p>Options for registered CUG index: Intra CUG restrictions: OCB within CUG</p> <p>Options for public identity in use: Preferential CUG: None designated Outgoing access: allowed permanent</p>	
Test purpose:	<p><i>CUG without preference + OAI and OCB within CUG: SETUP with CUG index and outgoingAccessRequest = true, successful.</i></p> <p>Ensure that the SUT on receipt of an SETUP request containing an CUG element with Facility CUGCall Operation invoke containing outgoingAccessRequest = true and registered CUGIndex, Forwards a SETUP request containing no CUG element</p>	
Parameter values:		
Comments:	<p>ISDN header values: SETUP 1: Facility CUGCall Operation invoke <OARrequested>TRUE <CUGIndex></p> <p>ISDN header values: SETUP 2: No CUG Facility</p>	

210511	ISDN reference to: ETSI EN 300 138-1 [7], clauses 9.2.2 and 9.2.4	Other relevant references: ETSI TS 124 654 [44], clause 4.5.2.4 ETSI TS 183 036 [42], clause 5.2.9 Recommendation ITU-T Q.1912.5 [35], annex B.16 ETSI TS 129 163 [40], clauses 7.4.16 and 7.5.10
TSS reference:	ISDN-ISDN/Supplementary_services/CUG/210511	
Selection criteria:	<p>Originating user has subscribed to CUG</p> <p>Options for registered CUG index: Intra CUG restrictions: None designated (-OCB)</p> <p>Options for public identity in use: Preferential CUG: None designated Outgoing access: allowed perm</p>	
Test purpose:	<p><i>CUG without preference + OAI: SETUP without CUG index, successful outgoing access allowed.</i></p> <p>Ensure that the SUT on receipt of an SETUP request containing an CUG element with Facility CUGCall Operation invoke containing outgoingAccessRequest = false, Forwards a SETUP request containing no CUG element</p>	
Parameter values:		
Comments:	<p>ISDN header values: SETUP 1: Facility CUGCall Operation invoke <OARrequested>FALSE <CUGIndex></p> <p>ISDN header values: SETUP 2: No CUG Facility</p>	

210512	ISDN reference to: ETSI EN 300 138-1 [7], clauses 9.2.2 and 9.2.4	Other relevant references: ETSI TS 124 654 [44], clause 4.5.2.4 ETSI TS 183 036 [42], clause 5.2.9 Recommendation ITU-T Q.1912.5 [35], annex B.16 ETSI TS 129 163 [40], clauses 7.4.16 and 7.5.10
TSS reference:	ISDN-ISDN/Supplementary_services/CUG/210512	
Selection criteria:	Originating user has subscribed to CUG Options for registered CUG index: Intra CUG restrictions: None designated (-OCB) Options for public identity in use: Preferential CUG: None designated Outgoing access: allowed permanent	
Test purpose:	<i>CUG without preference + OAI: SETUP without CUG index and with outgoingAccessRequest = true, successful outgoing access allowed.</i> Ensure that the SUT on receipt of an SETUP request containing an CUG element with Facility CUGCall Operation invoke containing outgoingAccessRequest = true, Forwards a SETUP request containing no CUG element.	
Parameter values:		
Comments:	ISDN header values: SETUP 1: Facility CUGCall Operation invoke <OARrequested>TRUE ISDN header values: SETUP 2: No CUG Facility	

210513	ISDN reference to: ETSI EN 300 138-1 [7], clauses 9.2.2 and 9.2.4	Other relevant references: ETSI TS 124 654 [44], clause 4.5.2.4 ETSI TS 183 036 [42], clause 5.2.9 Recommendation ITU-T Q.1912.5 [35], annex B.16 ETSI TS 129 163 [40], clauses 7.4.16 and 7.5.10
TSS reference:	ISDN-ISDN/Supplementary_services/CUG/210513	
Selection criteria:	Originating user has subscribed to CUG Options for registered CUG index: Intra CUG restrictions: None designated (-OCB) Options for public identity in use: Preferential CUG: None designated Outgoing access: allowed permanent	
Test purpose:	<i>CUG without preference + OAI: SETUP for non-CUG communication, successful.</i> Ensure that the SUT on receipt of an SETUP request containing no CUG element, Forwards a SETUP request containing no CUG element.	
Parameter values:		
Comments:	ISDN header values: SETUP 1: No CUG Facility ISDN header values: SETUP 2: No CUG Facility	

210514	ISDN reference to: ETSI EN 300 138-1 [7], clauses 9.2.2 and 9.2.4	Other relevant references: ETSI TS 124 654 [44], clause 4.5.2.4 ETSI TS 183 036 [42], clause 5.2.9 Recommendation ITU-T Q.1912.5 [35], annex B.16 ETSI TS 129 163 [40], clauses 7.4.16 and 7.5.10
TSS reference:	ISDN-ISDN/Supplementary_services/CUG/210514	
Selection criteria:	Originating user has subscribed to CUG Options for registered and preferred CUG index: Intra CUG restrictions: None designated (-OCB) Options for public identity in use: Preferential CUG: registered CUG Outgoing access: not allowed	
Test purpose:	<i>CUG with preference: SETUP with CUG index, successful.</i> Ensure that the SUT on receipt of an SETUP request containing an CUG element with Facility CUGCall Operation invoke containing registered CUGIndex, Forwards a SETUP request containing an CUG element with CUG index (AGCF) or Non CUG call (VGW)	
Parameter values:		
Comments:	ISDN header values: SETUP 1: Facility CUGCall Operation invoke <CUGIndex> ISDN header values: SETUP 2: (implementation option) Non CUG call or Facility CUGCall Operation invoke <CUGIndex>	

210515	ISDN reference to: ETSI EN 300 138-1 [7], clauses 9.2.2 and 9.2.4	Other relevant references: ETSI TS 124 654 [44], clause 4.5.2.4 ETSI TS 183 036 [42], clause 5.2.9 Recommendation ITU-T Q.1912.5 [35], annex B.16 ETSI TS 129 163 [40], clauses 7.4.16 and 7.5.10
TSS reference:	ISDN-ISDN/Supplementary_services/CUG/210515	
Selection criteria:	<p>Originating user has subscribed to CUG</p> <p>Options for registered and preferred CUG index: Intra CUG restrictions: None designated (-OCB)</p> <p>Options for public identity in use: Preferential CUG: registered CUG Outgoing access: not allowed</p>	
Test purpose:	<p><i>CUG with preference: SETUP with CUG index and outgoingAccessRequest = true, successful.</i></p> <p>Ensure that the SUT on receipt of an SETUP request containing an CUG element with Facility CUGCall Operation invoke containing outgoingAccessRequest = true and registered CUGIndex, Forwards a SETUP request containing an CUG element with</p> <p>CUG index (AGCF) or Non CUG call (VGW)</p>	
Parameter values:		
Comments:	<p>ISDN header values: SETUP 1: Facility CUGCall Operation invoke <OARequested>TRUE <CUGIndex></p> <p>ISDN header values: SETUP 2: (implementation option)</p> <p>Non CUG call or Facility CUGCall Operation invoke <CUGIndex></p>	

210516	ISDN reference to: ETSI EN 300 138-1 [7], clauses 9.2.2 and 9.2.4	Other relevant references: ETSI TS 124 654 [44], clause 4.5.2.4 ETSI TS 183 036 [42], clause 5.2.9 Recommendation ITU-T Q.1912.5 [35], annex B.16 ETSI TS 129 163 [40], clauses 7.4.16 and 7.5.10
TSS reference:	ISDN-ISDN/Supplementary_services/CUG/210516	
Selection criteria:	<p>Origin.: The calling user belongs to a CUG with the following CUG supplementary options: OA; ocb; Preference CUG</p> <p>Term.: calling user and called user belong to the same CUG; CUG supplementary options: IA; not ICB</p>	
Test purpose:	<p><i>CUG with preference: SETUP without CUG index, successful.</i></p> <p>Ensure that the SUT on receipt of an SETUP request containing an CUG element with Facility CUGCall Operation invoke containing outgoingAccessRequest = false, Forwards a SETUP request containing an CUG element with</p> <p>CUG index (AGCF) or Non CUG call (VGW)</p>	
Parameter values:		
Comments:	<p>ISDN header values: SETUP 1: Facility CUGCall Operation invoke <OARrequested>FALSE <CUGIndex></p> <p>ISDN header values: SETUP 2: (implementation option)</p> <p>Non CUG call or Facility CUGCall Operation invoke <CUGIndex></p>	

210517	ISDN reference to: ETSI EN 300 138-1 [7], clauses 9.2.2 and 9.2.4	Other relevant references: ETSI TS 124 654 [44], clause 4.5.2.4 ETSI TS 183 036 [42], clause 5.2.9 Recommendation ITU-T Q.1912.5 [35], annex B.16 ETSI TS 129 163 [40], clauses 7.4.16 and 7.5.10
TSS reference:	ISDN-ISDN/Supplementary_services/CUG/210517	
Selection criteria:	<p>Originating user has subscribed to CUG</p> <p>Options for registered and preferred CUG index: Intra CUG restrictions: None designated (-OCB)</p> <p>Options for public identity in use: Preferential CUG: registered CUG Outgoing access: not allowed</p>	
Test purpose:	<p><i>CUG with preference: SETUP for non-CUG communication, successful.</i></p> <p>Ensure that the SUT on receipt of an SETUP request containing no CUG element, Forwards a SETUP request containing an CUG element with</p> <p>CUG index (AGCF) or Non CUG call (VGW)</p>	
Parameter values:		
Comments:	<p>ISDN header values: SETUP 1: No CUG Facility</p> <p>ISDN header values: SETUP 2: (implementation option)</p> <p>Non CUG call or Facility CUGCall Operation invoke <CUGIndex></p>	

210518	ISDN reference to: ETSI EN 300 138-1 [7], clauses 9.2.2 and 9.2.4	Other relevant references: ETSI TS 124 654 [44], clause 4.5.2.4 ETSI TS 183 036 [42], clause 5.2.9 Recommendation ITU-T Q.1912.5 [35], annex B.16 ETSI TS 129 163 [40], clauses 7.4.16 and 7.5.10
TSS reference:	ISDN-ISDN/Supplementary_services/CUG/210518	
Selection criteria:	<p>Originating user has subscribed to CUG</p> <p>Options for registered and preferred CUG index: Intra CUG restrictions: None designated (-OCB)</p> <p>Options for public identity in use: Preferential CUG: registered CUG Outgoing access: allowed per communication</p>	
Test purpose:	<p><i>CUG with preference + OAE: SETUP with CUG index, successful.</i></p> <p>Ensure that the SUT on receipt of an SETUP request containing an CUG element with Facility CUGCall Operation invoke containing registered CUGIndex, Forwards a SETUP request containing an CUG element with</p> <p>CUG index (AGCF) or Non CUG call (VGW)</p>	
Parameter values:		
Comments:	<p>ISDN header values: SETUP 1: Facility CUGCall Operation invoke <outgoingAccessRequest>FALSE <CUGIndex></p> <p>ISDN header values: SETUP 2: (implementation option)</p> <p>Non CUG call or SETUP 2: Facility CUGCall Operation invoke <CUGIndex></p>	

210519	ISDN reference to: ETSI EN 300 138-1 [7], clauses 9.2.2 and 9.2.4	Other relevant references: ETSI TS 124 654 [44], clause 4.5.2.4 ETSI TS 183 036 [42], clause 5.2.9 Recommendation ITU-T Q.1912.5 [35], annex B.16 ETSI TS 129 163 [40], clauses 7.4.16 and 7.5.10
TSS reference:	ISDN-ISDN/Supplementary_services/CUG/210519	
Selection criteria:	<p>Originating user has subscribed to CUG</p> <p>Options for registered and preferred CUG index: Intra CUG restrictions: None designated (-OCB)</p> <p>Options for public identity in use: Preferential CUG: registered CUG Outgoing access: allowed per communication</p>	
Test purpose:	<p><i>CUG with preference + OAE: SETUP with CUG index and outgoingAccessRequest = true, successful.</i></p> <p>Ensure that the SUT on receipt of an SETUP request containing an CUG element with Facility CUGCall Operation invoke containing outgoingAccessRequest = true and registered CUGIndex, Forwards a SETUP request containing an CUG element with</p> <p>CUG index (AGCF) or Non CUG call (VGW)</p>	
Parameter values:		
Comments:	<p>ISDN header values: SETUP 1: Facility CUGCall Operation invoke <OARequested>TRUE <CUGIndex></p> <p>ISDN header values: SETUP 2: (implementation option)</p> <p>Non CUG call or Facility CUGCall Operation invoke <CUGIndex></p>	

210520	ISDN reference to: ETSI EN 300 138-1 [7], clauses 9.2.2 and 9.2.4	Other relevant references: ETSI TS 124 654 [44], clause 4.5.2.4 ETSI TS 183 036 [42], clause 5.2.9 Recommendation ITU-T Q.1912.5 [35], annex B.16 ETSI TS 129 163 [40], clauses 7.4.16 and 7.5.10
TSS reference:	ISDN-ISDN/Supplementary_services/CUG/210520	
Selection criteria:	<p>Originating user has subscribed to CUG</p> <p>Options for registered and preferred CUG index: Intra CUG restrictions: OCB within CUG</p> <p>Options for public identity in use: Preferential CUG: registered CUG Outgoing access: allowed per communication</p>	
Test purpose:	<p><i>CUG with preference + OAE + OCB within CUG: SETUP with CUG index and outgoingAccessRequest = true, successful.</i></p> <p>Ensure that the SUT on receipt of an SETUP request containing an CUG element with Facility CUGCall Operation invoke containing outgoingAccessRequest = true and registered CUGIndex, Forwards a SETUP request containing no CUG element</p>	
Parameter values:		
Comments:	<p>ISDN header values: SETUP 1: Facility CUGCall Operation invoke <OARequested>TRUE <CUGIndex></p> <p>ISDN header values: SETUP 2: No CUG Facility</p>	

210521	ISDN reference to: ETSI EN 300 138-1 [7], clauses 9.2.2 and 9.2.4	Other relevant references: ETSI TS 124 654 [44], clause 4.5.2.4 ETSI TS 183 036 [42], clause 5.2.9 Recommendation ITU-T Q.1912.5 [35], annex B.16 ETSI TS 129 163 [40], clauses 7.4.16 and 7.5.10
TSS reference:	ISDN-ISDN/Supplementary_services/CUG/210521	
Selection criteria:	<p>Originating user has subscribed to CUG</p> <p>Options for registered and preferred CUG index: Intra CUG restrictions: None designated (-OCB)</p> <p>Options for public identity in use: Preferential CUG: registered CUG Outgoing access: allowed per communication</p>	
Test purpose:	<p><i>CUG with preference + OAE: SETUP without CUG index and with outgoingAccessRequest = false, successful.</i></p> <p>Ensure that the SUT on receipt of an SETUP request containing an CUG element with Facility CUGCall Operation invoke containing outgoingAccessRequest = false, Forwards a SETUP request containing an CUG element with CUG index (AGCF) or Non CUG call (VGW)</p>	
Parameter values:		
Comments:	<p>ISDN header values: SETUP 1: Facility CUGCall Operation invoke <OARequested>FALSE</p> <p>ISDN header values: SETUP 2: (implementation option) Non CUG call or Facility CUGCall Operation invoke <CUGIndex></p>	

210522	ISDN reference to: ETSI EN 300 138-1 [7], clauses 9.2.2 and 9.2.4	Other relevant references: ETSI TS 124 654 [44], clause 4.5.2.4 ETSI TS 183 036 [42], clause 5.2.9 Recommendation ITU-T Q.1912.5 [35], annex B.16 ETSI TS 129 163 [40], clauses 7.4.16 and 7.5.10
TSS reference:	ISDN-ISDN/Supplementary_services/CUG/210522	
Selection criteria:	Originating user has subscribed to CUG Options for registered and preferred CUG index: Intra CUG restrictions: None designated Options for public identity in use: Preferential CUG: registered CUG Outgoing access: allowed per communication	
Test purpose:	<i>CUG with preference + OAE: SETUP without CUG index and with outgoingAccessRequest = true, successful.</i> Ensure that the SUT on receipt of an SETUP request containing an CUG element with Facility CUGCall Operation invoke containing outgoingAccessRequest = true, Forwards a SETUP request containing no CUG element	
Parameter values:		
Comments:	ISDN header values: SETUP 1: Facility CUGCall Operation invoke <outgoingAccessRequest>TRUE ISDN header values: SETUP 2: Non CUG call SETUP 2: Facility CUGCall Operation invoke <CUGIndex>	

210523	ISDN reference to: ETSI EN 300 138-1 [7], clauses 9.2.2 and 9.2.4	Other relevant references: ETSI TS 124 654 [44], clause 4.5.2.4 ETSI TS 183 036 [42], clause 5.2.9 Recommendation ITU-T Q.1912.5 [35], annex B.16 ETSI TS 129 163 [40], clauses 7.4.16 and 7.5.10
TSS reference:	ISDN-ISDN/Supplementary_services/CUG/210523	
Selection criteria:	Originating user has subscribed to CUG Options for registered and preferred CUG index: Intra CUG restrictions: None designated (-OCB) Options for public identity in use: Preferential CUG: registered CUG Outgoing access: allowed per communication	
Test purpose:	<i>CUG with preference + OAE: SETUP for non-CUG communication, successful.</i> Ensure that the SUT on receipt of an SETUP request containing no CUG element, returns an SETUP request containing an CUG element with CUG index (AGCF) or Non CUG call (VGW)	
Parameter values:		
Comments:	ISDN header values: SETUP 1: No CUG Facility ISDN header values: SETUP 2: (implementation option) Non CUG call or Facility CUGCall Operation invoke <CUGIndex>	

210524	ISDN reference to: ETSI EN 300 138-1 [7], clauses 9.2.2 and 9.2.4	Other relevant references: ETSI TS 124 654 [44], clause 4.5.2.4 ETSI TS 183 036 [42], clause 5.2.9 Recommendation ITU-T Q.1912.5 [35], annex B.16 ETSI TS 129 163 [40], clauses 7.4.16 and 7.5.10
TSS reference:	ISDN-ISDN/Supplementary_services/CUG/210524	
Selection criteria:	Originating user has subscribed to CUG Options for registered and preferred CUG index: Intra CUG restrictions: None designated (-OCB) Options for public identity in use: Preferential CUG: registered CUG Outgoing access: allowed permanent	
Test purpose:	<i>CUG with preference + OAI: SETUP with CUG index, successful.</i> Ensure that the SUT on receipt of an SETUP request containing an CUG element with Facility CUGCall Operation invoke containing registered CUGIndex, Forwards a SETUP request containing an CUG element with CUG index (AGCF) Or Non CUG call (VGW)	
Parameter values:		
Comments:	ISDN header values: SETUP 1: Facility CUGCall Operation invoke <CUGIndex> ISDN header values: SETUP 2: (implementation option) Non CUG call or Facility CUGCall Operation invoke <CUGIndex>	

210525	ISDN reference to: ETSI EN 300 138-1 [7], clauses 9.2.2 and 9.2.4	Other relevant references: ETSI TS 124 654 [44], clause 4.5.2.4 ETSI TS 183 036 [42], clause 5.2.9 Recommendation ITU-T Q.1912.5 [35], annex B.16 ETSI TS 129 163 [40], clauses 7.4.16 and 7.5.10
TSS reference:	ISDN-ISDN/Supplementary_services/CUG/210525	
Selection criteria:	Originating user has subscribed to CUG Options for registered and preferred CUG index: Intra CUG restrictions: OCB within CUG Options for public identity in use: Preferential CUG: registered CUG Outgoing access: allowed permanent	
Test purpose:	<i>CUG with preference + OAI and OCB within CUG: SETUP with CUG index, successful.</i> Ensure that the SUT on receipt of an SETUP request containing an CUG element with Facility CUGCall Operation invoke containing registered CUGIndex, Forwards a SETUP request containing no CUG element is present	
Parameter values:		
Comments:	SETUP 1: Facility CUGCall Operation invoke <CUGIndex> ISDN header values: SETUP 2: Non CUG call	

210526	ISDN reference to: ETSI EN 300 138-1 [7], clauses 9.2.2 and 9.2.4	Other relevant references: ETSI TS 124 654 [44], clause 4.5.2.4 ETSI TS 183 036 [42], clause 5.2.9 Recommendation ITU-T Q.1912.5 [35], annex B.16 ETSI TS 129 163 [40], clauses 7.4.16 and 7.5.10
TSS reference:	ISDN-ISDN/Supplementary_services/CUG/210526	
Selection criteria:	Preconditions: Originating user has subscribed to CUG Options for registered and preferred CUG index: Intra CUG restrictions: None designated (-OCB) Options for public identity in use: Preferential CUG: registered CUG Outgoing access: allowed permanent	
Test purpose:	<i>CUG with preference + OAI: SETUP with CUG index and outgoingAccessRequest = true, successful.</i> Ensure that the SUT on receipt of an SETUP request containing an CUG element with <OARequested>TRUE <CUGIndex> Forwards a SETUP request containing an CUG element with CUG index (AGCF) or Non CUG call (VGW)	
Parameter values:		
Comments:	ISDN header values: SETUP 1: Facility CUGCall Operation invoke <OARequested>TRUE <CUGIndex> ISDN header values: SETUP 2: (implementation option) Non CUG call or Facility CUGCall Operation invoke <CUGIndex>	

210527	ISDN reference to: ETSI EN 300 138-1 [7], clauses 9.2.2 and 9.2.4	Other relevant references: ETSI TS 124 654 [44], clause 4.5.2.4 ETSI TS 183 036 [42], clause 5.2.9 Recommendation ITU-T Q.1912.5 [35], annex B.16 ETSI TS 129 163 [40], clauses 7.4.16 and 7.5.10
TSS reference:	ISDN-ISDN/Supplementary_services/CUG/210527	
Selection criteria:	Originating user has subscribed to CUG Options for registered and preferred CUG index: Intra CUG restrictions: OCB within CUG Options for public identity in use: Preferential CUG: registered CUG Outgoing access: allowed permanent	
Test purpose:	<i>CUG with preference + OAI and OCB within CUG: SETUP with CUG index and outgoingAccessRequest = true, successful.</i> Ensure that the SUT on receipt of an SETUP request containing an CUG element with Facility CUGCall Operation invoke containing outgoingAccessRequest = true and registered CUGIndex, Forwards a SETUP request containing no CUG element is present	
Parameter values:		
Comments:	ISDN header values: SETUP 1: Facility CUGCall Operation invoke <OARequested>TRUE <CUGIndex> ISDN header values: SETUP 2: No Facility CUGCall Operation invoke	

210528	ISDN reference to: ETSI EN 300 138-1 [7], clauses 9.2.2 and 9.2.4	Other relevant references: ETSI TS 124 654 [44], clause 4.5.2.4 ETSI TS 183 036 [42], clause 5.2.9 Recommendation ITU-T Q.1912.5 [35], annex B.16 ETSI TS 129 163 [40], clauses 7.4.16 and 7.5.10
TSS reference:	ISDN-ISDN/Supplementary_services/CUG/210528	
Selection criteria:	<p>Originating user has subscribed to CUG</p> <p>Options for registered and preferred CUG index: Intra CUG restrictions: None designated (-OCB)</p> <p>Options for public identity in use: Preferential CUG: registered CUG Outgoing access: allowed permanent</p>	
Test purpose:	<p><i>CUG with preference + OAI: SETUP without CUG index and with outgoingAccessRequest = true, successful.</i></p> <p>Ensure that the SUT on receipt of an SETUP request containing an CUG element with Facility CUGCall Operation invoke containing outgoingAccessRequest = true, Forwards a SETUP request containing an CUG element with CUGInterlockBinaryCode related to preferred CUG index, networkIndicator (PIXIT) and CUGCommunicationIndicator set to CUG with outgoing access.</p>	
Parameter values:		
Comments:	<p>ISDN header values: SETUP 1: Facility CUGCall Operation invoke <OARrequested>TRUE <CUGIndex></p> <p>ISDN header values: SETUP 2: Facility CUGCall Operation invoke <CUGIndex></p>	

210529	ISDN reference to: ETSI EN 300 138-1 [7], clauses 9.2.2 and 9.2.4	Other relevant references: ETSI TS 124 654 [44], clause 4.5.2.4 ETSI TS 183 036 [42], clause 5.2.9 Recommendation ITU-T Q.1912.5 [35], annex B.16 ETSI TS 129 163 [40], clauses 7.4.16 and 7.5.10
TSS reference:	ISDN-ISDN/Supplementary_services/CUG/210529	
Selection criteria:	Terminating user has subscribed to CUG Options for registered CUG index: Intra CUG restrictions: None designated (-ICB) Options for public identity in use: Incoming access: not allowed	
Test purpose:	<i>CUG with IA not allowed: SETUP with interlock code matching registered CUG index and without outgoing access, successful.</i> Ensure that the SUT on receipt of an SETUP request containing an CUG element with CUGInterlockBinaryCode related to registered CUG index, networkIndicator (PIXIT) and CUGCommunicationIndicator set to "11" (CUG without outgoing access), Forwards a SETUP request containing an CUG element with CUG index (AGCF) or Non CUG call (VGW)	
Parameter values:		
Comments:	ISDN header values: SETUP 1: Facility CUGCall Operation invoke <CUGIndex> ISDN header values: SETUP 2: (implementation option) Non CUG call or Facility CUGCall Operation invoke <CUGIndex>	

210530	ISDN reference to: ETSI EN 300 138-1 [7], clauses 9.2.2 and 9.2.4	Other relevant references: ETSI TS 124 654 [44], clause 4.5.2.4 ETSI TS 183 036 [42], clause 5.2.9 Recommendation ITU-T Q.1912.5 [35], annex B.16 ETSI TS 129 163 [40], clauses 7.4.16 and 7.5.10
TSS reference:	ISDN-ISDN/Supplementary_services/CUG/210530	
Selection criteria:	Terminating user has subscribed to CUG Options for registered CUG index: Intra CUG restrictions: None designated (-ICB) Options for public identity in use: Incoming access: allowed	
Test purpose:	Test purpose <i>CUG with IA allowed: SETUP with interlock code matching registered CUG index and without outgoing access, successful.</i> Ensure that the SUT on receipt of an SETUP request containing an CUG element with CUGInterlockBinaryCode related to registered CUG index, networkIndicator (PIXIT) and CUGCommunicationIndicator set to "11" (CUG without outgoing access), Forwards a SETUP request containing an CUG element with CUG index (AGCF) or Non CUG call (VGW)	
Parameter values:		
Comments:	ISDN header values: SETUP 1: Facility CUGCall Operation invoke <CUGIndex> ISDN header values: SETUP 2: (implementation option) Non CUG call or Facility CUGCall Operation invoke <CUGIndex>	

210531	ISDN reference to: ETSI EN 300 138-1 [7], clauses 9.2.2 and 9.2.4	Other relevant references: ETSI TS 124 654 [44], clause 4.5.2.4 ETSI TS 183 036 [42], clause 5.2.9 Recommendation ITU-T Q.1912.5 [35], annex B.16 ETSI TS 129 163 [40], clauses 7.4.16 and 7.5.10
TSS reference:	ISDN-ISDN/Supplementary_services/CUG/210531	
Selection criteria:	Terminating user has subscribed to CUG Options for registered CUG index: Intra CUG restrictions: None designated (-ICB) Options for public identity in use: Incoming access: not allowed	
Test purpose:	<p><i>CUG with IA not allowed: SETUP with interlock code matching registered CUG index and with outgoing access, successful.</i></p> <p>Ensure that the SUT on receipt of an SETUP request containing an CUG element with registered CUG index, networkIndicator (PIXIT) and CUGCommunicationIndicator set to "10" (CUG with outgoing access),</p> <p>Forwards a SETUP request containing an CUG element with</p> <p>CUG index (AGCF) or Non CUG call (VGW)</p>	
Parameter values:		
Comments:	<p>ISDN header values: SETUP 1: Facility CUGCall Operation invoke <CUGIndex></p> <p>ISDN header values: SETUP 2: (implementation option)</p> <p>Non CUG call or Facility CUGCall Operation invoke <CUGIndex></p>	

210532	ISDN reference to: ETSI EN 300 138-1 [7], clauses 9.2.2 and 9.2.4	Other relevant references: ETSI TS 124 654 [44], clause 4.5.2.4 ETSI TS 183 036 [42], clause 5.2.9 Recommendation ITU-T Q.1912.5 [35], annex B.16 ETSI TS 129 163 [40], clauses 7.4.16 and 7.5.10
TSS reference:	ISDN-ISDN/Supplementary_services/CUG/210532	
Selection criteria:	Terminating user has subscribed to CUG Options for registered CUG index: Intra CUG restrictions: None designated (ICB) Options for public identity in use: Incoming access: allowed	
Test purpose:	<i>CUG with IA allowed: SETUP with interlock code matching registered CUG index and with outgoing access, successful.</i> Ensure that the SUT on receipt of an SETUP request containing an CUG element with CUGInterlockBinaryCode related to registered CUG index, networkIndicator (PIXIT) and CUGCommunicationIndicator set to "10" (CUG with outgoing access), Forwards a SETUP request containing an CUG element with CUG index (AGCF) or Non CUG call (VGW)	
Parameter values:		
Comments:	ISDN header values: SETUP 1: Facility CUGCall Operation invoke <CUGIndex> ISDN header values: SETUP 2:SETUP 2: (implementation option) No Facility CUGCall Operation invoke or Facility CUGCall Operation invoke <CUGIndex>	

210533	ISDN reference to: ETSI EN 300 138-1 [7], clauses 9.2.2 and 9.2.4	Other relevant references: ETSI TS 124 654 [44], clause 4.5.2.4 ETSI TS 183 036 [42], clause 5.2.9 Recommendation ITU-T Q.1912.5 [35], annex B.16 ETSI TS 129 163 [40], clauses 7.4.16 and 7.5.10
TSS reference:	ISDN-ISDN/Supplementary_services/CUG/210533	
Selection criteria:	Terminating user has subscribed to CUG Options for registered CUG index: Intra CUG restrictions: ICB Options for public identity in use: Incoming access: allowed	
Test purpose:	<i>CUG with IA allowed and ICB: SETUP with interlock code matching registered CUG index and with outgoing access, successful.</i> Ensure that the SUT on receipt of an SETUP request containing an CUG element with CUGInterlockBinaryCode related to registered CUG index, networkIndicator (PIXIT) and CUGCommunicationIndicator set to "10" (CUG with outgoing access), Forwards a SETUP request containing no CUG element.	
Parameter values:		
Comments:	ISDN header values: SETUP 1: Facility CUGCall Operation invoke <CUGIndex> ISDN header values: SETUP 2: No Facility CUGCall Operation invoke	

210534	ISDN reference to: ETSI EN 300 138-1 [7], clauses 9.2.2 and 9.2.4	Other relevant references: ETSI TS 124 654 [44], clause 4.5.2.4 ETSI TS 183 036 [42], clause 5.2.9 Recommendation ITU-T Q.1912.5 [35], annex B.16 ETSI TS 129 163 [40], clauses 7.4.16 and 7.5.10
TSS reference:	ISDN-ISDN/Supplementary_services/CUG/210534	
Selection criteria:	Terminating user has subscribed to CUG Options for public identity in use: Incoming access: allowed	
Test purpose:	<i>CUG with IA allowed: SETUP with interlock code not matching registered CUG index and with outgoing access, successful.</i> Ensure that the SUT on receipt of an SETUP request containing a CUG element with CUGInterlockBinaryCode not related to registered CUG index, networkIndicator (PIXIT) and CUGCommunicationIndicator set to CUG with outgoing access, Forwards a SETUP request containing no CUG element.	
Parameter values:		
Comments:	ISDN header values: SETUP 1: Facility CUGCall Operation invoke <CUGIndex> ISDN header values: SETUP 2: No Facility CUGCall Operation invoke	

210535	ISDN reference to: ETSI EN 300 138-1 [7], clauses 9.2.2 and 9.2.4	Other relevant references: ETSI TS 124 654 [44], clause 4.5.2.4 ETSI TS 183 036 [42], clause 5.2.9 Recommendation ITU-T Q.1912.5 [35], annex B.16 ETSI TS 129 163 [40], clauses 7.4.16 and 7.5.10
TSS reference:	ISDN-ISDN/Supplementary_services/CUG/210535	
Selection criteria:	Terminating user has subscribed to CUG Options for public identity in use: Incoming access: allowed	
Test purpose:	<i>No CUG: SETUP with interlock code and with outgoing access, successful.</i> Ensure that the SUT on receipt of an SETUP request containing an CUG element with CUGInterlockBinaryCode, networkIndicator (PIXIT) and CUGCommunicationIndicator set to "10" (CUG with outgoing access), Forwards a SETUP request containing no CUG element.	
Parameter values:		
Comments:	ISDN header values: SETUP 1: Facility CUGCall Operation invoke <CUGIndex> ISDN header values: SETUP 2: No Facility CUGCall Operation invoke	

210536	ISDN reference to: ETSI EN 300 138-1 [7], clauses 9.2.2 and 9.2.4	Other relevant references: ETSI TS 124 654 [44], clause 4.5.2.4 ETSI TS 183 036 [42], clause 5.2.9 Recommendation ITU-T Q.1912.5 [35], annex B.16 ETSI TS 129 163 [40], clauses 7.4.16 and 7.5.10
TSS reference:	ISDN-ISDN/Supplementary_services/CUG/210536	
Selection criteria:		
Test purpose:	Test purpose <i>CUG with IA allowed: SETUP without CUG element, successful.</i> Ensure that the SUT on receipt of an SETUP request containing no CUG element, Forwards a SETUP request containing no CUG element.	
Parameter values:		
Comments:	ISDN header values: SETUP 1: No Facility CUGCall Operation invoke ISDN header values: SETUP 2: No Facility CUGCall Operation invoke	

6.2.2.6 SUB

210601	ISDN reference to: ETSI EN 300 061-1 [8], clause 9.2	Other relevant references: ETSI EN 300 403-1 [1], clause 4.5.9 ETSI TS 183 036 [42], clause 5.2.8 Recommendation ITU-T Q.1912.5 [35], annex B.5 ETSI TS 129 163 [40], clause 7.4.5
TSS reference:	ISDN-ISDN/Supplementary_services/SUB/220601	
Selection criteria:	The called (served) user is provided with SUB	
Test purpose:	Ensure that when the Called party subaddress (table 9: PIXIT values Type of subaddress) is provided by the calling user, the Called party subaddress is correctly delivered to the called (served) user	
Parameter values:	BC = PIXIT	
Comments:		

Table 9: PIXIT values Type of subaddress

PIXIT VALUE	Type of subaddress
1	NSAP/ISO
2	User Specified

210602	ISDN reference to: ETSI EN 300 061-1 [8], clause 9.2	Other relevant references: ETSI EN 300 403-1 [1], clause 4.5.9 ETSI TS 183 036 [42], clause 5.2.8 Recommendation ITU-T Q.1912.5 [35], annex B.5 ETSI TS 129 163 [40], clause 7.4.5
TSS reference:	ISDN-ISDN/Supplementary_services/SUB/210602	
Selection criteria:	The called (served) user is provided with SUB	
Test purpose:	Ensure that when the Called party subaddress (table 9: PIXIT values Type of subaddress) is provided by the calling user with length = minimum, the Called party subaddress is correctly delivered to the called (served) user without any digit information	
Parameter values:	BC = PIXIT	
Comments:		

210603	ISDN reference to: ETSI EN 300 061-1 [8], clause 9.2	Other relevant references: ETSI EN 300 403-1 [1], clause 4.5.9 ETSI TS 183 036 [42], clause 5.2.8 Recommendation ITU-T Q.1912.5 [35], annex B.5 ETSI TS 129 163 [40], clause 7.4.5
TSS reference:	ISDN-ISDN/Supplementary_services/SUB/210603	
Selection criteria:	The called (served) user is provided with SUB	
Test purpose:	Ensure that when the Calling party subaddress is provided by the calling user, the Calling party subaddress is correctly delivered to the called (served) user	
Parameter values:	BC = PIXIT	
Comments:		

210604	ISDN reference to: ETSI EN 300 061-1 [8], clause 9.2	Other relevant references: ETSI EN 300 403-1 [1], clause 4.5.9 ETSI TS 183 036 [42], clause 5.2.8 Recommendation ITU-T Q.1912.5 [35], annex B.5 ETSI TS 129 163 [40], clause 7.4.5
TSS reference:	ISDN-ISDN/Supplementary_services/SUB/210604	
Selection criteria:	The called (served) user is provided with SUB	
Test purpose:	Ensure that when the Connected party subaddress (table 9: PIXIT values Type of subaddress) is provided by the called user, the Connected party subaddress is correctly delivered to the calling user	
Parameter values:	BC = PIXIT	
Comments:		

6.2.2.7 TP

210701	ISDN reference to: ETSI EN 300 055-1 [9], clause 9.2.1	Other relevant references: ETSI EN 300 403-1 [1], clause 5.6 ETSI TS 183 036 [42], clause 5.2.12 Recommendation ITU-T Q.1912.5 [35], annex B.13 ETSI TS 129 163 [40], clause 7.4.13
TSS reference:	ISDN-ISDN/Supplementary_services/TP/210701	
Selection criteria:	The calling user has a basic access	
Test purpose:	Ensure that the called user is notified of the call suspension and resumption by the calling user (no call identity is used)	
Parameter values:	BC = PIXIT	
Comments:		

210702	ISDN reference to: ETSI EN 300 055-1 [9], clause 9.2.1	Other relevant references: ETSI EN 300 403-1 [1], clause 5.6 ETSI TS 183 036 [42], clause 5.2.12 Recommendation ITU-T Q.1912.5 [35], annex B.13 ETSI TS 129 163 [40], clause 7.4.13
TSS reference:	ISDN-ISDN/Supplementary_services/TP/210702	
Selection criteria:	The called user has a basic access	
Test purpose:	Ensure that the calling user is notified of the call suspension and resumption by the called user (no call identity is used)	
Parameter values:	BC = PIXIT	
Comments:		

210703	ISDN reference to: ETSI EN 300 055-1 [9], clause 9.2.1	Other relevant references: ETSI EN 300 403-1 [1], clause 5.6 ETSI TS 183 036 [42], clause 5.2.12 Recommendation ITU-T Q.1912.5 [35], annex B.13 ETSI TS 129 163 [40], clause 7.4.13
TSS reference:	ISDN-ISDN/Supplementary_services/TP/210703	
Selection criteria:	The calling user has a basic access	
Test purpose:	Ensure that when the call is suspended, with the expiry of timer T307 before the call re-establishment, the network starts call clearing to the (still) active side with cause value #102 "recovery on timer expiry"	
Parameter values:	BC = PIXIT	
Comments:		

6.2.2.8 UUS1i

210801	ISDN reference to: ETSI EN 300 286-1 [10], clauses 9.1.1.1 and 9.1.2.1	Other relevant references: ETSI EN 300 403-1 [1], clause 4.5.29 ETSI TS 183 036 [42], clause 5.2.10.1.1 Recommendation ITU-T Q.1912.5 [35], annex B.21 ETSI TS 129 163 [40], clause 7.4.21
TSS reference:	ISDN-ISDN/Supplementary_services/UUS1i/210801	
Selection criteria:	The calling (served) user is provided with UUS1 implicit request	
Test purpose:	Ensure that the network can transport a User-user information element included in the SETUP message sent from the calling user and delivered in the SETUP message sent by the network to the called user	
Parameter values:	BC = PIXIT, UI length = 32	
Comments:		

210802	ISDN reference to: ETSI EN 300 286-1 [10], clauses 9.1.1.1 and 9.1.2.1	Other relevant references: ETSI EN 300 403-1 [1], clause 4.5.29 ETSI TS 183 036 [42], clause 5.2.10.1.1 Recommendation ITU-T Q.1912.5 [35], annex B.21 ETSI TS 129 163 [40], clause 7.4.21
TSS reference:	ISDN-ISDN/Supplementary_services/UUS1i/210802	
Selection criteria:	The calling (served) user is provided with UUS1 implicit request	
Test purpose:	Ensure that after implicit activation of UUS1, the network can transport a User-user information element included in the ALERTING message sent from the called user to the calling user	
Parameter values:	BC = PIXIT, UI length = 32	
Comments:		

210803	ISDN reference to: ETSI EN 300 286-1 [10], clause 9.1.2.1	Other relevant references: ETSI EN 300 403-1 [1], clause 4.5.29 ETSI TS 183 036 [42], clause 5.2.10.1.1 Recommendation ITU-T Q.1912.5 [35], annex B.21 ETSI TS 129 163 [40], clause 7.4.21
TSS reference:	ISDN-ISDN/Supplementary_services/UUS1i/210803	
Selection criteria:	The calling (served) user is provided with UUS1 implicit request	
Test purpose:	Ensure that after implicit activation of UUS1, the network can transport a User-user information element included in the CONNECT message sent from the called user to the calling user	
Parameter values:	BC = PIXIT, UI length = 32	
Comments:		

210804	ISDN reference to: ETSI EN 300 286-1 [10], clause 9.1.2.2.1a	Other relevant references: ETSI EN 300 403-1 [1] ETSI TS 183 036 [42], clause 5.2.10.1.1 Recommendation ITU-T Q.1912.5 [35], annex B.21 ETSI TS 129 163 [40], clause 7.4.21
TSS reference:	ISDN-ISDN/Supplementary_services/UUS1i/210804	
Selection criteria:	The calling (served) user is provided with UUS1 implicit request	
Test purpose:	Ensure that after implicit activation of UUS1 and with the call in the active state, the network can transport a User-user information element included in a call clearing DISCONNECT message sent from the calling user and delivered in the DISCONNECT message sent by the network to the called user	
Parameter values:	BC = PIXIT, UI length = 32	
Comments:		

210805	ISDN reference to: ETSI EN 300 286-1 [10], clause 9.1.2.2.1b	Other relevant references: ETSI EN 300 403-1 [1] ETSI TS 183 036 [42], clause 5.2.10.1.1 Recommendation ITU-T Q.1912.5 [35], annex B.21 ETSI TS 129 163 [40], clause 7.4.21
TSS reference:	ISDN-ISDN/Supplementary_services/UUS1i/210805	
Selection criteria:	The calling (served) user is provided with UUS1 implicit request	
Test purpose:	Ensure that after implicit activation of UUS1, the network can transport a User-user information element included in premature clearing RELEASE COMPLETE message sent from the called user and delivered in the DISCONNECT message sent by the network to the calling user	
Parameter values:	BC = PIXIT, UI length = 32	
Comments:		

210806	ISDN reference to: ETSI EN 300 286-1 [10], clause 9.1.1.1.1	Other relevant references: ETSI EN 300 403-1 [1] ETSI TS 183 036 [42], clause 5.2.10.1.1 Recommendation ITU-T Q.1912.5 [35], annex B.21 ETSI TS 129 163 [40], clause 7.4.21
TSS reference:	ISDN-ISDN/Supplementary_services/UUS1i/210806	
Selection criteria:	The calling (served) user is provided with UUS1 implicit request	
Test purpose:	Ensure that implicit activation of UUS1 with a User-user information element with the minimum length of three octets (without any user information), included in the SETUP message sent from the calling user, is supported	
Parameter values:	BC = PIXIT	
Comments:		

210807	ISDN reference to: ETSI EN 300 286-1 [10], clause 9.1.2.2.1b	Other relevant references: ETSI EN 300 403-1 [1] ETSI TS 183 036 [42], clause 5.2.10.1.1 Recommendation ITU-T Q.1912.5 [35], annex B.21 ETSI TS 129 163 [40], clause 7.4.21
TSS reference:	ISDN-ISDN/Supplementary_services/UUS1i/210807	
Selection criteria:	The calling (served) user is provided with UUS1 implicit request	
Test purpose:	Ensure that after implicit activation of UUS1 and with the call in the active state, the network can transport a User-user information element included in a call clearing DISCONNECT message sent from the called user and delivered in the DISCONNECT message sent by the network to the calling user	
Parameter values:	BC = PIXIT, UI length = 32	
Comments:		

210808	ISDN reference to: ETSI EN 300 286-1 [10], clause 9.1.2.2.1b	Other relevant references: ETSI EN 300 403-1 [1] ETSI TS 183 036 [42], clause 5.2.10.1.1 Recommendation ITU-T Q.1912.5 [35], annex B.21 ETSI TS 129 163 [40], clause 7.4.21
TSS reference:	ISDN-ISDN/Supplementary_services/UUS1i/210808	
Selection criteria:	The calling (served) user is provided with UUS1 implicit request Multipoint configuration for the called side	
Test purpose:	Ensure that after implicit activation of UUS1i, the network can transport a User-user information element associated with the highest priority cause included in premature clearing RELEASE COMPLETE messages sent from the called users and delivered in the DISCONNECT message sent by the network to the calling user	
Parameter values:	BC = PIXIT, UI length = 32	
Comments:		

210809	ISDN reference to: ETSI EN 300 286-1 [10], clause 9.1.2.2.1b	Other relevant references: ETSI EN 300 403-1 [1] ETSI TS 183 036 [42], clause 5.2.10.1.1 Recommendation ITU-T Q.1912.5 [35], annex B.21 ETSI TS 129 163 [40], clause 7.4.21
TSS reference:	ISDN-ISDN/Supplementary_services/UUS1i/210809	
Selection criteria:	The calling (served) user is provided with UUS1 implicit request	
Test purpose:	Ensure that after implicit activation of UUS1i, the network can transport a User-user information element included in a premature clearing DISCONNECT message sent from the called user and delivered in the DISCONNECT message sent by the network to the calling user	
Parameter values:	BC = PIXIT, UI length = 32	
Comments:		

210810	ISDN reference to: ETSI EN 300 286-1 [10], clause 9.1.2.2.1b	Other relevant references: ETSI EN 300 403-1 [1] ETSI TS 183 036 [42], clause 5.2.10.1.1 Recommendation ITU-T Q.1912.5 [35], annex B.21 ETSI TS 129 163 [40], clause 7.4.21
TSS reference:	ISDN-ISDN/Supplementary_services/UUS1i/210810	
Selection criteria:	orig.: The calling (served) user is provided with UUS1 implicit request term.: UUI1i can be implicitly discarded by the network	
Test purpose:	The requested UUS is not supported in Network B Verify that implicit activation of UUI1i can be implicitly discarded by the network without disrupting normal call handling	
Parameter values:	BC = PIXIT, UI length = 32	
Comments:		

6.2.2.9 UUS explicit

210831	ISDN reference to: ETSI EN 300 286-1 [10], clause 9.1.1.2.1	Other relevant references: ETSI EN 300 403-1 [1] ETSI TS 183 036 [42], clause 5.2.10.1.1 Recommendation ITU-T Q.1912.5 [35], annex B.21 ETSI TS 129 163 [40], clause 7.4.21
TSS reference:	ISDN-ISDN/Supplementary_services/UUS1/210831	
Selection criteria:	The calling (served) user is provided with UUS1 explicit request	
Test purpose:	Ensure that with the explicit request of UUS1 indicating "preferred" (not-essential), the network can transport a User-user information element included in the SETUP message sent from the calling user and delivered in the SETUP message sent by the network to the called user and the network can transport a User-user information element included in the CONNECT message sent from the called user to the calling user	
Parameter values:	BC = PIXIT, UI length = 32	
Comments:		

210832	ISDN reference to: ETSI EN 300 286-1 [10], clause 9.1.1.2.1	Other relevant references: ETSI EN 300 403-1 [1], clause 7.1.3.2 ETSI TS 183 036 [42], clause 5.2.10.1.2 Recommendation ITU-T Q.1912.5 [35], annex B.21 ETSI TS 129 163 [40], clause 7.4.21
TSS reference:	ISDN-ISDN/Supplementary_services/UUS1/210832	
Selection criteria:	The calling (served) user is provided with UUS1 explicit request	
Test purpose:	Ensure that with the explicit request of UUS1 indicating "required" (essential), the network can transport a User-user information element included in the SETUP message sent from the calling user and delivered in the SETUP message sent by the network to the called user and the network can transport a User-user information element included in the CONNECT message sent from the called user to the calling user	
Parameter values:	BC = PIXIT, UI length = 32	
Comments:		

210833	ISDN reference to: ETSI EN 300 286-1 [10], clause 9.1.1.2.2	Other relevant references: ETSI EN 300 403-1 [1], clause 7.1.3.6 Recommendation ITU-T Q.737.1 [23], clause 1.1.5.2.5.2.2 ETSI TS 183 036 [42], clause 5.2.10.1.2 Recommendation ITU-T Q.1912.5 [35], annex B.21 ETSI TS 129 163 [40], clause 7.4.21
TSS reference:	ISDN-ISDN/Supplementary_services/UUS1/210833	
Selection criteria:	The calling (served) user is provided with UUS1 explicit request The requested UUS is not supported in Network B	
Test purpose:	Ensure that after explicit request of UUS1 indicating "preferred", the destination network rejects implicit the UUS1 request without disrupting normal call handling The calling network shall include a service 1 rejection with the error value "rejectedByNetwork" in the CONNECT message sent to the calling user	
Parameter values:	BC = PIXIT, UI length = 32	
Comments:	If the network does not understand the explicit service 1 request or the terminating call control does not indicate acceptance or rejection then none of the address complete, call progress, answer, connect or release messages returned to the originating exchange shall include either a service 1 acceptance or rejection. This type of response will be taken as an implicit rejection of service 1 If the calling network does not receive an explicit service 1 acceptance or rejection either in the alerting or the connect indication from the called network, the following procedures shall apply: <ul style="list-style-type: none"> - if the service 1 had been requested as "preferred", the calling network shall include a service 1 rejection with the error value "rejectedByNetwork" in the CONNECT message sent to the calling user. 	

210834	ISDN reference to: ETSI EN 300 286-1 [10], clause 9.1.1.2.2	Other relevant references: ETSI EN 300 403-1 [1], clause 7.1.3.6 Recommendation ITU-T Q.737.1 [23], clause 1.1.5.2.5.2.2 Recommendation ITU-T Q.699 [24], clause 2.1.2.15.2, table 55 ETSI TS 183 036 [42], clause 5.2.10.1.2 Recommendation ITU-T Q.1912.5 [35], annex B.21 ETSI TS 129 163 [40], clause 7.4.21
TSS reference:	ISDN-ISDN/Supplementary_services/UUS1/210834	
Selection criteria:	The calling (served) user is provided with UUS1 explicit request	
Test purpose:	Ensure that after explicit request of UUS1 indicating "preferred", the destination network rejects explicit the UUS1 request without disrupting normal call handling The calling network shall include a service 1 rejection with the error value "rejectedByUser" in a CALL PROCEEDING: PROGRESS, ALERTING: or CONNECT message to the calling user	
Parameter values:	BC = PIXIT, UI length = 32	
Comments:	If the network already has or has obtained the knowledge that the network itself or the called user cannot support service 1 and it was explicitly requested as non-essential, a "service 1 not provided" indication is returned in the user-to-user indicators parameter in the address complete, call progress, answer, connect, or release messages	

210835	ISDN reference to: ETSI EN 300 286-1 [10], clause 9.1.1.2.2	Other relevant references: ETSI EN 300 403-1 [1], clause 7.1.3.6 ETSI TS 183 036 [42], clause 5.2.10.1.2 Recommendation ITU-T Q.1912.5 [35], annex B.21 ETSI TS 129 163 [40], clause 7.4.21
TSS reference:	ISDN-ISDN/Supplementary_services/UUS1/210835	
Selection criteria:	The calling (served) user is provided with UUS1 explicit request.	
Test purpose:	Ensure that after explicit request of UUS1 indicating "required", if the called user rejects the call with a RELEASE COMPLETE message indicating cause value #29 "facility rejected", the network transport the cause value to the calling user. A UUS1 rejection with Error value "rejectedByUser" shall be included in the message The calling network shall include the cause value and the error value received from the called network in the DISCONNECT message sent to the calling user	
Parameter values:	BC = PIXIT	
Comments:	If the called user wants to reject the service 1 request, and it was requested as "required", the called user shall send a RELEASE COMPLETE or DISCONNECT message with cause #29 "facility rejected" to the called network. A service 1 rejection with the error value "rejectedByUser" shall also be included in the message	

210836	ISDN reference to: ETSI EN 300 286-1 [10], clause 9.1.1.2.2	Other relevant references: ETSI EN 300 403-1 [1], clause 7.1.3.6 ETSI TS 183 036 [42], clause 5.2.10.1.2 Recommendation ITU-T Q.1912.5 [35], annex B.21 ETSI TS 129 163 [40], clause 7.4.21
TSS reference:	ISDN-ISDN/Supplementary_services/UUS1/210836	
Selection criteria:	The calling (served) user is provided with UUS1 explicit request	
Test purpose:	Ensure that after explicit request of UUS1 indicating "required", the called network receives an ALERTING message from the called user including an explicit service 1 rejection the called network shall clear the call towards the calling network indicating cause #69 "requested facility not implemented" and the error value "rejectedByUser". In addition, the called network shall send a DISCONNECT message with cause #31 "normal, unspecified" The calling network shall include the cause value and the error value received from the Called network in the DISCONNECT message sent to the calling user	
Parameter values:	BC = PIXIT	
Comments:		

210837	ISDN reference to: ETSI EN 300 286-1 [10], clause 9.1.1.2.2	Other relevant references: ETSI EN 300 403-1 [1], clause 7.1.3.6 ETSI TS 183 036 [42], clause 5.2.10.1.2 Recommendation ITU-T Q.1912.5 [35], annex B.21 ETSI TS 129 163 [40], clause 7.4.21
TSS reference:	ISDN-ISDN/Supplementary_services/UUS1/210837	
Selection criteria:	The calling (served) user is provided with UUS1 explicit request	
Test purpose:	Ensure that after explicit request of UUS1 indicating "required", the called network receives an CONNECT message from the called user including an explicit service 1 rejection the called network shall clear the call towards the calling network indicating cause #69 "requested facility not implemented" and the error value "rejectedByUser". In addition, the called network shall send a DISCONNECT message with cause #31 "normal, unspecified" The calling network shall include the cause value and the error value received from the called network in the DISCONNECT message sent to the calling user	
Parameter values:	BC = PIXIT	
Comments:		

210838	ISDN reference to: ETSI EN 300 286-1 [10], clause 9.1.1.2.2	Other relevant references: ETSI EN 300 403-1 [1], clause 7.1.3.6 ETSI TS 183 036 [42], clause 5.2.10.1.2 Recommendation ITU-T Q.1912.5 [35], annex B.21 ETSI TS 129 163 [40], clause 7.4.21
TSS reference:	ISDN-ISDN/Supplementary_services/UUS1/210838	
Selection criteria:	The calling (served) user is provided with UUS1 explicit request	
Test purpose:	Ensure that after explicit request of UUS1 indicating "required", if the called network does not receive an explicit service 1 acceptance or rejection either in the ALERTING: or in the CONNECT message the called network shall clear the call towards the calling network indicating cause #69 "requested facility not implemented" and a service 1 rejection with the error value "rejectedByUser". The calling network shall include the received cause value and error value in the DISCONNECT message sent to the calling user. Furthermore, the called network shall send a DISCONNECT message with cause #31 "normal, unspecified" to the called user	
Parameter values:	BC = PIXIT	
Comments:		

210839	ISDN reference to: ETSI EN 300 286-1 [10], clause 9.1.1.2.2	Other relevant references: ETSI EN 300 403-1 [1], clause 7.1.3.6 Recommendation ITU-T Q.737.1 [23], clause 1.1.5.2.5.2.2 Recommendation ITU-T Q.699 [24], clause 2.1.2.15.2, table 54 ETSI TS 183 036 [42], clause 5.2.10.1.2 Recommendation ITU-T Q.1912.5 [35], annex B.21 ETSI TS 129 163 [40], clause 7.4.21
TSS reference:	ISDN-ISDN/Supplementary_services/UUS1/210839	
Selection criteria:	The calling (served) user is provided with UUS1 explicit request	
Test purpose:	Ensure that after explicit request of UUS1 indicating "required", and the called network already has obtained knowledge that the network itself cannot support service 1 a DISCONNECT message is sent with cause value 29, "facility rejected" with the service 1 rejection with the error value "rejectedByNetwork"	
Parameter values:	BC = PIXIT	
Comments:		

210840	ISDN reference to: ETSI EN 300 286-1 [10], clause 9.1.1.2.2	Other relevant references: ETSI EN 300 403-1 [1], clause 7.1.3.6 ETSI TS 183 036 [42], clause 5.2.10.1.2 Recommendation ITU-T Q.1912.5 [35], annex B.21 ETSI TS 129 163 [40], clause 7.4.21
TSS reference:	ISDN-ISDN/Supplementary_services/UUS1/210840	
Selection criteria:	The calling (served) user is provided with UUS1 explicit request	
Test purpose:	If the called user wants to reject the service 1 request, and it was requested as "preferred", the called user shall include a service 1 rejection with the error value "rejectedByUser" in the ALERTING message sent to the called network. The called network shall include the error value in the alerting indication sent to the calling network. The calling network shall also include this rejection in the corresponding ALERTING message sent to the calling user	
Parameter values:	BC = PIXIT, UI length = 32	
Comments:		

210841	ISDN reference to: ETSI EN 300 286-1 [10], clause 9.1.1.2.2	Other relevant references: ETSI EN 300 403-1 [1], clause 7.1.3.6 ETSI TS 183 036 [42], clause 5.2.10.1.2 Recommendation ITU-T Q.1912.5 [35], annex B.21 ETSI TS 129 163 [40], clause 7.4.21
TSS reference:	ISDN-ISDN/Supplementary_services/UUS1/210841	
Selection criteria:	The calling (served) user is provided with UUS1 explicit request	
Test purpose:	If the called user wants to reject the service 1 request, and it was requested as "preferred", the called user shall include a service 1 rejection with the error value "rejectedByUser" in the CONNECT message sent to the called network. The called network shall include the error value in the connect indication sent to the calling network. The calling network shall also include this rejection in the corresponding CONNECT message sent to the calling user	
Parameter values:	BC = PIXIT, UI length = 32	
Comments:		

210842	ISDN reference to: ETSI EN 300 286-1 [10], clause 9.2.2.1	Other relevant references: ETSI EN 300 403-1 [1], clause 7.1.4.4 ETSI TS 183 036 [42], clause 5.2.10.1.3 Recommendation ITU-T Q.1912.5 [35], annex B.21 ETSI TS 129 163 [40], clause 7.4.21
TSS reference:	ISDN-ISDN/Supplementary_services/UUS2/210842	
Selection criteria:	<ul style="list-style-type: none"> - The calling (served) user is provided with UUS2 - Point-to-point configuration for the called side 	
Test purpose:	Ensure that after activation of UUS2 indicating "preferred", the network can transport two USER INFORMATION messages in each direction, between the ALERTING: and the CONNECT messages	
Parameter values:	BC = PIXIT, UI length = 32	
Comments:		

210843	ISDN reference to: ETSI EN 300 286-1 [10], clause 9.2.1.2	Other relevant references: ETSI EN 300 403-1 [1], clause 7.1.4.3 ETSI TS 183 036 [42], clause 5.2.10.1.3 Recommendation ITU-T Q.1912.5 [35], annex B.21 ETSI TS 129 163 [40], clause 7.4.21
TSS reference:	ISDN-ISDN/Supplementary_services/UUS2/210843	
Selection criteria:	<ul style="list-style-type: none"> - The calling (served) user is provided with UUS2 - Point-to-point configuration for the called side 	
Test purpose:	Ensure that after activation of UUS2 indicating "preferred", if the network does not receive an explicit acceptance or rejection in the ALERTING message from the called user, a UUS2 rejection with the Error value "rejected by the user, it is returned to the calling user in an ALERTING message sent from the network and the call can be established.	
Parameter values:	BC = PIXIT	
Comments:		

210844	ISDN reference to: ETSI EN 300 286-1 [10], clause 9.3.1.1	Other relevant references: ETSI EN 300 403-1 [1], clause 7.1.5.2 ETSI TS 183 036 [42], clause 5.2.10.1.4 Recommendation ITU-T Q.1912.5 [35], annex B.21 ETSI TS 129 163 [40], clause 7.4.21
TSS reference:	ISDN-ISDN/Supplementary_services/UUS3/210844	
Selection criteria:	The calling (served) user is provided with UUS3	
Test purpose:	Ensure that after activation of UUS3 during call establishment indicating "preferred", the network can transport USER INFORMATION messages in both directions during the Active state of the call	
Parameter values:	BC = PIXIT, UI length = 32	
Comments:		

210845	ISDN reference to: ETSI EN 300 286-1 [10], clause 9.3.1.1.2	Other relevant references: ETSI EN 300 403-1 [1], clause 7.1.5.3 ETSI TS 183 036 [42], clause 5.2.10.1.4 Recommendation ITU-T Q.1912.5 [35], annex B.21 ETSI TS 129 163 [40], clause 7.4.21
TSS reference:	ISDN-ISDN/Supplementary_services/UUS3/210845	
Selection criteria:	The calling (served) user is provided with UUS3	
Test purpose:	Ensure that after the calling user request UUS3 during call establishment indicating "preferred", if the network does not receive an explicit acceptance or rejection in the CONNECT message from the called user, a UUS3 rejection with the Error value "rejected by the user" is included in the CONNECT message sent to the calling user	
Parameter values:	BC = PIXIT	
Comments:		

210846	ISDN reference to: ETSI EN 300 286-1 [10], clause 9.3.1.1	Other relevant references: ETSI EN 300 403-1 [1], clause 7.1.5.2 ETSI TS 183 036 [42], clause 5.2.10.1.4 Recommendation ITU-T Q.1912.5 [35], annex B.21 ETSI TS 129 163 [40], clause 7.4.21
TSS reference:	ISDN-ISDN/Supplementary_services/UUS3/210846	
Selection criteria:	The calling (served) user is provided with UUS3	
Test purpose:	Ensure that after activation of UUS3 during call establishment indicating "required", the network can transport USER INFORMATION messages in both directions during the Active state of the call	
Parameter values:	BC = PIXIT, UI length = 32	
Comments:		

210847	ISDN reference to: ETSI EN 300 286-1 [10], clause 9.3.1.2.1	Other relevant references: ETSI EN 300 403-1 [1], clause 7.1.5.4 ETSI TS 183 036 [42], clause 5.2.10.1.4 Recommendation ITU-T Q.1912.5 [35], annex B.21 ETSI TS 129 163 [40], clause 7.4.21
TSS reference:	ISDN-ISDN/Supplementary_services/UUS3/210847	
Selection criteria:	The calling (served) user is provided with UUS3	
Test purpose:	Ensure that after activation of UUS3 during the Active call state indicating "preferred", the network can transport USER INFORMATION messages in both directions during the Active state of the call	
Parameter values:	BC = PIXIT, UI length = 32	
Comments:		

210848	ISDN reference to: ETSI EN 300 286-1 [10], clause 9.3.1.2.2	Other relevant references: ETSI EN 300 403-1 [1], clause 7.1.5.5 ETSI TS 183 036 [42], clause 5.2.10.1.4 Recommendation ITU-T Q.1912.5 [35], annex B.21 ETSI TS 129 163 [40], clause 7.4.21
TSS reference:	ISDN-ISDN/Supplementary_services/UUS3/210848	
Selection criteria:	The calling (served) user is provided with UUS3	
Test purpose:	Ensure that after the calling user request UUS3 during the Active call state indicating "preferred", if the called user rejects the service 3 request, the network can transport the FACILITY message including a UUS3 rejection with the Error value "rejected by the user" from the called user to the calling user	
Parameter values:	BC = PIXIT	
Comments:		

6.2.2.10 CONF

210901	ISDN reference to: ETSI EN 300 185-1 [11], clause 9.2.2, annex A, figure A.1	Other relevant references: ETSI TS 183 036 [42], clause 5.2.4 Recommendation ITU-T Q.1912.5 [35], annex B.14 ETSI TS 129 163 [40], clause 7.4.14
TSS reference:	ISDN-ISDN/Supplementary_services/CONF/210901	
Selection criteria:	CONF	
Test purpose:	Ensure that user A can establish conference call from the Null call state	
Parameter values:	BC = speech	
Comments:	<p>The user A is in network N1 and is provided with CONF. User B is in network N2. User A sends a SETUP message including a Facility IE which shall contain a BeginCONF invoke component to the network. The network shall respond with a CALL PROCEEDING: and a CONNECT message which shall include a BeginCONF return result component in a Facility IE [in the (Active, Idle) state].</p> <p>After the reception off the CONNECT message, user A is initiating the call hold procedure, the call is an Active-Held connection.</p> <p>User A sends a SETUP message to user C. After the call establishment, user A sends a FACILITY message to the network indicating the call reference of the call to be added (CRy) including an AddCONF invoke component.</p> <p>The network shall send a DISCONNECT message (with CRy) to user A with a Facility IE with an AddCONF return result component.</p> <p>User A sends RELEASE for CRy. The network response with RELEASE COMPLETE.</p> <p>User B shall receive a NOTIFY message with a Notification indicator IE indicating that the user B has been added to the conference ("Conference established").</p> <p>To terminate the conference, the served user shall clear the connection to the network by using the basic call clearing procedures.</p> <p>On receiving the DISCONNECT message, the network shall make the conference unavailable, i.e. all subsequent operations invoked for this conference by the user shall be responded to with the appropriate return error component specifying "notActive" or "IllConferenceld" depending on the operation requested. On sending or receiving the RELEASE COMPLETE message associated with clearing the connection, the network shall release the PartyId associated with each remote user, and shall release the Conferenceld associated with the clearing of the connection. The Conferenceld shall be available for re-use on other conferences.</p>	

210902	ISDN reference to: ETSI EN 300 185-1 [11], clause 9.2.2, annex A, figure A.2	Other relevant references: ETSI TS 183 036 [42], clause 5.2.4 Recommendation ITU-T Q.1912.5 [35], annex B.14 ETSI TS 129 163 [40], clause 7.4.14
TSS reference:	ISDN-ISDN/Supplementary_services/CONF/210902	
Selection criteria:	CONF	
Test purpose:	Ensure that user A can establish a conference from the Active call state	
Parameter values:	BC = speech	
Comments:	<p>The user A is in network N1 and is provided with CONF. The user B is in network N2. User A calls user B (with CRx). After the call establishment [in the (Active, Idle) state] user A sends a FACILITY message including a Facility IE which shall contain a BeginCONF invoke component indicating the call reference of the call to be added (CRx).</p> <p>The network shall respond to user A with a FACILITY message including a Facility IE which shall contain a BeginCONF return result component in a Facility IE.</p> <p>User B shall receive a NOTIFY message with a Notification indicator IE indicating that the user B has been added to the conference ("Conference established").</p> <p>To terminate the conference, the served user shall clear the connection to the network by using the basic call clearing procedures.</p> <p>On receiving the DISCONNECT message, the network shall make the conference unavailable, i.e. all subsequent operations invoked for this conference by the user shall be responded to with the appropriate return error component specifying "notActive" or "IllConferenceld" depending on the operation requested. On sending or receiving the RELEASE COMPLETE message associated with clearing the connection, the network shall release the PartyId associated with each remote user, and shall release the Conferenceld associated with the clearing of the connection. The Conferenceld shall be available for re-use on other conferences.</p>	

210903	ISDN reference to: ETSI EN 300 185-1 [11], clause 9.2.2, annex A, figure A.3	Other relevant references: ETSI TS 183 036 [42] clause 5.2.4 Recommendation ITU-T Q.1912.5 [35], annex B.14 ETSI TS 129 163 [40], clause 7.4.14
TSS reference:	ISDN-ISDN/Supplementary_services/CONF/210903	
Selection criteria:	CONF	
Test purpose:	Ensure that user A can add an existing call to the conference	
Parameter values:	BC = speech	
Comments:	<p>The user A is in network N1 and is provided with CONF. User B and C are in network N2. User A calls user B (with CRx). After the call establishment [in the (Active, Idle) state] user A sends a FACILITY message including a Facility IE which shall contain a BeginCONF invoke component indicating the call reference of the call to be added (CRx).</p> <p>The network shall respond to user A with a FACILITY message including a Facility IE which shall contain a BeginCONF return result component in a Facility IE.</p> <p>User B shall receive a NOTIFY message with a Notification indicator IE indicating that the user B has been added to the conference ("Conference established").</p> <p>After initiating of call hold, the call (CRx) is in an Active-Held connection.</p> <p>User A sends a SETUP message to user C. After the call establishment [in the (Active, Idle) state] user A sends a FACILITY message to the network indicating the call reference of the call to be added (CRy) including an AddCONF invoke component.</p> <p>The network shall send a DISCONNECT message (with CRy) to user A with a Facility IE with an AddCONF return result component.</p> <p>User A sends RELEASE for CRy. The network response with RELEASE COMPLETE.</p> <p>User C shall receive a NOTIFY message with a Notification indicator IE indicating that the user C has been added to the conference ("Conference established").</p> <p>User B shall receive a NOTIFY message with a Notification indicator IE indicating that a new remote user has been added to the conference ("Other party added").</p> <p>To terminate the conference, the served user shall clear the connection to the network by using the basic call clearing procedures.</p> <p>On receiving the DISCONNECT message, the network shall make the conference unavailable, i.e. all subsequent operations invoked for this conference by the user shall be responded to with the appropriate return error component specifying "notActive" or "IllConferenceId" depending on the operation requested. On sending or receiving the RELEASE COMPLETE message associated with clearing the connection, the network shall release the PartyId associated with each remote user, and shall release the ConferenceId associated with the clearing of the connection. The ConferenceId shall be available for re-use on other conferences.</p>	

210904	ISDN reference to: ETSI EN 300 185-1 [11], clause 9.2.2, annex A, figure A.6	Other relevant references: ETSI TS 183 036 [42], clause 5.2.4 Recommendation ITU-T Q.1912.5 [35], annex B.14 ETSI TS 129 163 [40], clause 7.4.14
TSS reference:	ISDN-ISDN/Supplementary_services/CONF/210904	
Selection criteria:	CONF	
Test purpose:	Ensure that user A can add an incoming call to the conference.	
Parameter values:	BC = speech	
Comments:	<p>The user A is in network N1 and is provided with CONF. User B and C are in network N2. User A calls user B (with CRx). After the call establishment [in the (Active, Idle) state] user A sends a FACILITY message including a Facility IE which shall contain a BeginCONF invoke component indicating the call reference of the call to be added (CRx).</p> <p>The network shall respond to user A with a FACILITY message including a Facility IE which shall contain a BeginCONF return result component in a Facility IE.</p> <p>User B shall receive a NOTIFY message with a Notification indicator IE indicating that the user B has been added to the conference ("Conference established").</p> <p>User C is calling user A. User A receives a SETUP (with CRy) message. User A answers with a ALERTING message and initiates the call hold procedure, the call A-B is in the Active, Call Held state.</p> <p>After the call establishment [in the (Active, Idle) state] user A sends a FACILITY message to the network indicating the call reference of the call to be added (CRy) including an AddCONF invoke component.</p> <p>The network shall send a DISCONNECT message (with CRy) to user A with a Facility IE with an AddCONF return result component.</p> <p>User A sends RELEASE for CRy. The network response with RELEASE COMPLETE.</p> <p>User C shall receive a NOTIFY message with a Notification indicator IE indicating that the user C has been added to the conference ("Conference established").</p> <p>User B shall receive a NOTIFY message with a Notification indicator IE indicating that a new remote user has been added to the conference ("Other party added").</p> <p>To terminate the conference, the served user shall clear the connection to the network by using the basic call clearing procedures.</p> <p>On receiving the DISCONNECT message, the network shall make the conference unavailable, i.e. all subsequent operations invoked for this conference by the user shall be responded to with the appropriate return error component specifying "notActive" or "IIIConferenceld" depending on the operation requested. On sending or receiving the RELEASE COMPLETE message associated with clearing the connection, the network shall release the PartyId associated with each remote user, and shall release the Conferenceld associated with the clearing of the connection. The Conferenceld shall be available for re-use on other conferences.</p>	

210905	ISDN reference to: ETSI EN 300 185-1 [11], clause 9.2.2, annex A, figures A.7-A.8	Other relevant references: ETSI TS 183 036 [42], clause 5.2.4 Recommendation ITU-T Q.1912.5 [35], annex B.14 ETSI TS 129 163 [40], clause 7.4.14
TSS reference:	ISDN-ISDN/Supplementary_services/CONF/210905	
Selection criteria:	CONF	
Test purpose:	Ensure that user A can establish a conference call with user B and user C and isolate and reattach user B.	
Parameter values:	BC = speech	
Comments:	<p>The user A is in network N1 and is provided with CONF. User B and C are in network N2. User A calls user B (with CRx). After the call establishment [in the (Active, Idle) state] user A sends a FACILITY message including a Facility IE which shall contain a BeginCONF invoke component indicating the call reference of the call to be added (CRx).</p> <p>The network shall respond to user A with a FACILITY message including a Facility IE which shall contain a BeginCONF return result component in a Facility IE.</p> <p>User B shall receive a NOTIFY message with a Notification indicator IE indicating that the user B has been added to the conference ("Conference established").</p> <p>After initiating of call hold, the call (CRx) is in an Active-Held connection.</p> <p>User A sends a SETUP message to user C. After the call establishment [in the (Active, Idle) state] user A sends a FACILITY message to the network indicating the call reference of the call to be added (CRy) including an AddCONF invoke component.</p> <p>The network shall send a DISCONNECT message (with CRy) to user A with a Facility IE with an AddCONF return result component.</p> <p>User A sends RELEASE for CRy. The network response with RELEASE COMPLETE.</p> <p>User C shall receive a NOTIFY message with a Notification indicator IE indicating that the user C has been added to the conference ("Conference established").</p> <p>User B shall receive a NOTIFY message with a Notification indicator IE indicating that a new remote user has been added to the conference ("Other party added").</p> <p>User A sends a FACILITY message with a Facility IE including an IsolateCONF invoke component to request the isolation of the remote user B. The network shall send a FACILITY message with a Facility IE including an IsolateCONF return result component.</p> <p>User C shall receive a NOTIFY message with a Notification indicator IE indicating that the user B has been reattached to the conference ("other party reattached").</p> <p>User B shall receive a NOTIFY message with a Notification indicator IE indicating that user B is reattached to the conference("reattached").User A sends a FACILITY message with a Facility IE including a ReattachCONF invoke component to request the reattachment of the remote user B. The network shall send a FACILITY message with a Facility IE including a ReattachCONF return result component.</p>	

210906	ISDN reference to: ETSI EN 300 185-1 [11], clause 9.2.2, annex A, figure A.9	Other relevant references: ETSI TS 183 036 [42], clause 5.2.4 Recommendation ITU-T Q.1912.5 [35], annex B.14 ETSI TS 129 163 [40], clause 7.4.14
TSS reference:	ISDN-ISDN/Supplementary_services/CONF/210906	
Selection criteria:	CONF	
Test purpose:	Ensure that user A can establish a conference call with user B and user C and verify that one party can be split.	
Parameter values:	BC = speech	
Comments:	<p>The user A is in network N1 and is provided with CONF. User B and C are in network N2. User A calls user B (with CRx). After the call establishment [in the (Active, Idle) state] user A sends a FACILITY message including a Facility IE which shall contain a BeginCONF invoke component indicating the call reference of the call to be added (CRx).</p> <p>The network shall respond to user A with a FACILITY message including a Facility IE which shall contain a BeginCONF return result component in a Facility IE.</p> <p>User B shall receive a NOTIFY message with a Notification indicator IE indicating that the user B has been added to the conference ("Conference established"). After initiating of call hold, the call (CRx) is in an Active-Held connection.</p> <p>User A sends a SETUP message (CRy) to user C. After the call establishment [in the (Active, Idle) state] User A sends a FACILITY message to the network indicating the call reference of the call to be added (CRy) including an AddCONF invoke component.</p> <p>The network shall send a DISCONNECT message (with CRy) to user A with a Facility IE with an AddCONF return result component.</p> <p>User A sends RELEASE for CRy. The network response with RELEASE COMPLETE.</p> <p>User C shall receive a NOTIFY message with a Notification indicator IE indicating that the user C has been added to the conference ("Conference established").</p> <p>User B shall receive a NOTIFY message with a Notification indicator IE indicating that a new remote user has been added to the conference ("Other party added").</p> <p>User A sends a SETUP message including a Facility IE which shall contain SplitCONF invoke component to request the splitting of the remote user B.</p> <p>The network shall send a CALL PROCEEDING:, ALERTING: without Channelid IE and a CONNECT message with a SplitCONF return component.</p> <p>User C shall receive a NOTIFY message with a Notification indicator IE indicating that the user B has been split from the conference ("other party split").</p> <p>User B shall receive a NOTIFY message with a Notification indicator IE indicating that user B is disconnected from the conference ("conference disconnected").</p>	

210907	ISDN reference to: ETSI EN 300 185-1 [11], clause 9.2.2, annex A, figures A.10-A.12	Other relevant references: ETSI TS 183 036 [42], clause 5.2.4 Recommendation ITU-T Q.1912.5 [35], annex B.14 ETSI TS 129 163 [40], clause 7.4.14
TSS reference:	ISDN-ISDN/Supplementary_services/CONF/210907	
Selection criteria:	CONF	
Test purpose:	The user A is in network N1 and is provided with CONF. User B and C are in network N2. Ensure that user A can establish a conference call with user B and user C. Verify that user B can be disconnected from user A (with a DropCONF invoke component in a FACILITY message) from the conference and that user A can terminate the conference using the basic call clear procedure.	
Parameter values:	BC = speech	
Comments:	<p>The user A is in network N1 and is provided with CONF. User B and C are in network N2. User A calls user B (with CRx). After the call establishment [in the (Active, Idle) state] user A sends a FACILITY message including a Facility IE which shall contain a BeginCONF invoke component indicating the call reference of the call to be added (CRx).</p> <p>The network shall respond to user A with a FACILITY message including a Facility IE which shall contain a BeginCONF return result component in a Facility IE.</p> <p>User B shall receive a NOTIFY message with a Notification indicator IE indicating that the user B has been added to the conference ("Conference established"). After initiating of all hold, the call (CRx) is in an Active-Held connection.</p> <p>User A sends a SETUP message (CRy) to user C. After the call establishment [in the (Active, Idle) state] user A sends a FACILITY message to the network indicating the call reference of the call to be added (CRy) including an AddCONF invoke component. The network shall send a DISCONNECT message (with CRy) to user A with a Facility IE with an AddCONF return result component.</p> <p>User A sends RELEASE for CRy. The network response with RELEASE COMPLETE. User C shall receive a NOTIFY message with a Notification indicator IE indicating that the user C has been added to the conference ("Conference established").</p> <p>User B shall receive a NOTIFY message with a Notification indicator IE indicating that a new remote user has been added to the conference ("Other party added").</p> <p>User A sends a FACILITY message with a Facility IE including a DropCONF invoke component to request to disconnect the remote user B.</p> <p>The network shall send a FACILITY message with a Facility IE including a DropCONF return result component.</p> <p>User B shall be disconnected from the call with the normal call clearing procedures.</p> <p>User C shall receive a NOTIFY message with a Notification indicator IE indicating that the user B has been disconnected from the conference ("other party disconnected"). User A is terminating the conference sending a DISCONNECT message, the network response with RELEASE and the user with RELEASE COMPLETE.</p> <p>User C shall be disconnected from the network with the normal call clearing procedures.</p>	

210908	ISDN reference to: ETSI EN 300 185-1 [11], clause 9.2.2, annex A, figures A.11-A.12	Other relevant references: ETSI TS 183 036 [42], clause 5.2.4 Recommendation ITU-T Q.1912.5 [35], annex B.14 ETSI TS 129 163 [40], clause 7.4.14
TSS reference:	ISDN-ISDN/Supplementary_services/CONF/210908	
Selection criteria:	CONF	
Test purpose:	Ensure that user A can establish a conference call with user B and user C. The remote user B can disconnect the conference and that user A can terminate the conference using the basic call clear procedure.	
Parameter values:	BC = speech	
Comments:	<p>The user A is in network N1 and is provided with CONF. User B is in network N2. User A calls user B (with CRx). After the call establishment [in the (Active, Idle) state] user A sends a FACILITY message including a Facility IE which shall contain a BeginCONF invoke component indicating the call reference of the call to be added (CRx).</p> <p>The network shall respond to user A with a FACILITY message including a Facility IE which shall contain a BeginCONF return result component in a Facility IE.</p> <p>User B shall receive a NOTIFY message with a Notification indicator IE indicating that the user B has been added to the conference ("Conference established"). After initiating of call hold, the call (CRx) is in an Active-Held connection.</p> <p>User A sends a SETUP message (CRy) to user C. After the call establishment [in the (Active, Idle) state] user A sends a FACILITY message to the network indicating the call reference of the call to be added (CRy) including an AddCONF invoke component.</p> <p>The network shall send a DISCONNECT message (with CRy) to user A with a Facility IE with an AddCONF return result component.</p> <p>User A sends RELEASE for CRy. The network response with RELEASE COMPLETE.</p> <p>User C shall receive a NOTIFY message with a Notification indicator IE indicating that the user C has been added to the conference ("Conference established").</p> <p>User B shall receive a NOTIFY message with a Notification indicator IE indicating that a new remote user has been added to the conference ("Other party added").</p> <p>User B sends a DISCONNECT message, the network shall send to user A a FACILITY message with a Facility IE including a PartyDISC invoke component with a parameter indicating the PartyId associated with the disconnected remote user.</p> <p>User C shall receive a NOTIFY message with a Notification indicator IE indicating that the user B disconnected from the conference ("other remote user disconnected"). User A is terminating the conference sending a DISCONNECT message, the network response with RELEASE and the user with RELEASE COMPLETE.</p> <p>User C shall be disconnected from the network with the normal call clearing procedures.</p>	

210909	ISDN reference to: ETSI EN 300 185-1 [11], clause 9.2.2, annex A, figure A.2	Other relevant references: ETSI TS 183 036 [42], clause 5.2.4 Recommendation ITU-T Q.1912.5 [35], annex B.14 ETSI TS 129 163 [40], clause 7.4.14
TSS reference:	ISDN-ISDN/Supplementary_services/CONF/210909	
Selection criteria:	CONF	
Test purpose:	The ISDN user B is in network N2 and is provided with CONF. The user A and user C are in network N2. Ensure that user A calls user B. User B can establish a conference from the Active call state to user C.	
Parameter values:	BC = speech	
Comments:	<p>User A calls user B. After the call establishment [in the (Active, Idle) state] user B sends a FACILITY message including a Facility IE which shall contain a BeginCONF invoke component indicating the call reference of the call to be added.</p> <p>The network shall respond to user B with a FACILITY message including a Facility IE which shall contain a BeginCONF return result component in a Facility IE.</p>	

6.2.2.11 CFU

6.2.2.11.1 Signalling procedures at the coincident S and T reference point

6.2.2.11.1.1 Signalling procedures between ISDN-ISDN-ISDN

The combinations CFU ISDN-SIP-ISDN, ISDN-SIP-SIP and ISDN-ISDN-SIP are described in clause 6 of ETSI TS 186 001-1 [45].

211101	ISDN ref. to: ETSI EN 300 207-1 [12], clauses 6.1, 9.2.2 and 9.2.5	Other relevant references: ETSI TS 183 036 [42], clause 5.2.5 Recommendation ITU-T Q.1912.5 [35], annex B.6 ETSI TS 129 163 [40], clause 7.4.6
TSS reference:	ISDN-ISDN-ISDN/Supplementary_services/CFU/211101	
Selection criteria:	The user A and the user C are in network N1. The user B is in network N2 and is provided with CFU.	
Test purpose:	Ensure that when user A calls user B, the call is forwarded to user C. Ensure that the Diverted-to user information parameters and Calling user information parameters are correctly mapped according to table 10.	
Parameter values:	BC = PIXIT, CF active	
Comments:		

	No transmission of numbers, nor notifications	NTN&NN
	No transmission of numbers, notifications	NTN&N
	transmission of numbers and notifications	TN&N

Table 10: Overview of Call Forwarding parameters when the served user and the forwarded to user have a S/T reference point

PIXIT Value	USER B and C have S/T Interfaces												
	Test number variable	1R (Note)	2	3	4	5R (Note)	6R (Note)	7	8R (Note)	9R (Note)	10	11	12
	Diverted-to user information parameters (User C)												
	Notification to the user in dependency of the combination of PIXIT value	TN&N	TN&N	TN&N	TN&N	NTN&N	NTN&N	NTN&N	NTN&N	NTN&N	NTN&N	NTN&N	NTN&N
1	Calling CLI presented to diverted-to user	Yes	No	Yes	No	Yes	No	Yes	No	Yes	No	Yes	No
2	Subscription option: Diverting number is released to the diverted-to user: Yes	√	√	√	√					√	√	√	√
3	Subscription option: Diverting number is released to the diverted-to user: No					√	√	√	√				
4	Served user has CLIRp									√	√	√	√
5	Calling user has CLIRt (def=non-restricted) empty IE or PI=0	√				√				√			
6	Calling user has CLIRt (def=non-restricted) IE with PI=1 or PI=2		√				√				√		
7	Calling user has CLIRt (def=restricted) IE with PI=0			√				√				√	
8	Calling user has CLIRt (def=restricted) empty IE or PI=1 or PI=2				√				√				√

PIXIT Value	Test number variable	1R (Note)	2	3	4	5R (Note)	6R (Note)	7	8R (Note)	9R (Note)	10	11	12
	Calling user information parameters (User A)												
	Notification to the user in dependency of the combination of PIXIT value User is notified of diversion and diverted-to number	TN&N	TN&N	TN&N	NTN&N	NTN&N	TN&N	TN&N	TN&N	NTN&N	NTN&N	TN&N	NTN&N
	COLP Number presented	Yes	Yes	Yes	No	No	No	Yes	Yes	No	No	Yes	No
9	Subscription option: Calling user is notified of diversion: Yes, with diverted-to number	√	√	√	√	√	√	√	√	√	√	√	√
10	Subscription option: Calling user is notified of diversion: Yes, without diverted-to number												
11	Subscription option: Calling user is notified of diversion: No												
12	Served user has COLRp												
13	Diverted-to user has COLRp (empty IE) or COLRp (PI=1) or PI#2				√								
13a	Diverted-to user has COLRp (PI=0)					√							
14	Calling user has not COLP service						√						
15	Diverted-to user has COLRt (def=non-restricted) empty IE							√					
15a	Diverted-to user has COLRt (def=non-restricted) PI=0								√				
16	Diverted-to user has COLRt (def=non-restricted) IE with PI=1 or PI#2									√			
17	Diverted-to user has COLRt (def=restricted) empty IE										√		
17a	Diverted-to user has COLRt (def=restricted) IE with PI=0											√	
18	Diverted-to user has COLRt (def=restricted) empty IE or PI=1 or PI=2												√
19	Diverted-to user has not subscribed COLR (empty IE)												
20	Diverted-to user has not subscribed COLR with PI=0		√										
21	Diverted-to user has not subscribed COLR with PI=1			√									

PIXIT Value	Test number variable	13	14	15	16	17	18	19	20R (Note)	21	22	23	24
	Diverted-to user information parameters (User C)												
	Notification to the user in dependency of the combination of PIXIT value	TN&N	TN&N	TN&N	TN&N	NTN&N	NTN&N	NTN&N	NTN&N	NTN&N	NTN&N	NTN&N	NTN&N
1	Calling CLI presented to diverted-to user	Yes	No	Yes	No	Yes	No	Yes	No	Yes	No	Yes	No
2	Subscription option: Diverting number is released to the diverted-to user: Yes	√	√	√	√					√	√	√	√
3	Subscription option: Diverting number is released to the diverted-to user: No					√	√	√	√				
4	Served user has CLIRp									√	√	√	√
5	Calling user has CLIRt (def=non-restricted) empty IE or PI=0	√				√				√			
6	Calling user has CLIRt (def=non-restricted) IE with PI=1 or PI=2		√				√				√		
7	Calling user has CLIRt (def=restricted) IE with PI=0			√				√				√	
8	Calling user has CLIRt (def=restricted) empty IE or PI=1 or PI=2				√				√				√

PIXIT Value	Test number variable	13	14	15	16	17	18	19	20R (Note)	21	22	23	24
	Calling user information parameters (User A)												
	Notification to the user in dependency of the combination of PIXIT value User is notified of diversion and diverted-to number	NTN&N	NTN&N	NTN&N	NTN&N	NTN&N	NTN&N	NTN&N	NTN&N	NTN&N	NTN&N	NTN&N	NTN&N
	COLP Number presented	No	No	No	No	No	No	No	No	No	No	No	No
9	Subscription option: Calling user is notified of diversion: Yes, with diverted-to number												
10	Subscription option: Calling user is notified of diversion: Yes, without diverted-to number	√	√	√	√	√	√	√	√	√	√	√	√
11	Subscription option: Calling user is notified of diversion: No												
12	Served user has COLRp												
13	Diverted-to user has COLRp (empty IE) or COLRp (PI=1) or PI#2				√								
13a	Diverted-to user has COLRp (PI=0)					√							
14	Calling user has not COLP service						√						
15	Diverted-to user has COLRt (def=non-restricted) empty IE							√					
15a	Diverted-to user has COLRt (def=non-restricted) PI=0								√				
16	Diverted-to user has COLRt (def=non-restricted) IE with PI=1 or PI#2									√			
17	Diverted-to user has COLRt (def=restricted) empty IE										√		
17a	Diverted-to user has COLRt (def=restricted) IE with PI=0											√	
18	Diverted-to user has COLRt (def=restricted) empty IE or PI=1 or PI=2												√
19	Diverted-to user has not subscribed COLR (empty IE)	√					√						
20	Diverted-to user has not subscribed COLR with PI=0		√										
21	Diverted-to user has not subscribed COLR with PI=1			√									

PIXIT Value	Test number variable	25R (Note)	26	27	28	29	30	31	32R (Note)	33	34	35	36
	Diverted-to user information parameters (User C)												
	Notification to the user in dependency of the combination of PIXIT value	TN&N	TN&N	TN&N	TN&N	NTN&N	NTN&N	NTN&N	NTN&N	NTN&N	NTN&N	NTN&N	NTN&N
1	Calling CLI presented to diverted-to user	Yes	No	Yes	No	Yes	No	Yes	No	Yes	No	Yes	No
2	Subscription option: Diverting number is released to the diverted-to user: Yes	√	√	√	√					√	√	√	√
3	Subscription option: Diverting number is released to the diverted-to user: No					√	√	√	√				
4	Served user has CLIRp									√	√	√	√
5	Calling user has CLIRt (def=non-restricted) empty IE or PI=0	√				√				√			
6	Calling user has CLIRt (def=non-restricted) IE with PI=1 or PI=2		√				√				√		
7	Calling user has CLIRt (def=restricted) IE with PI=0			√				√				√	
8	Calling user has CLIRt (def=restricted) empty IE or PI=1 or PI=2				√				√				√

PIXIT Value	Test number variable	25R (Note)	26	27	28	29	30	31	32R (Note)	33	34	35	36
	Calling user information parameters (User A)												
	Notification to the user in dependency of the combination of PIXIT value	NTN&NN	NTN&NN	NTN&NN	NTN&NN	NTN&NN	NTN&NN	NTN&NN	NTN&NN	NTN&NN	NTN&NN	NTN&NN	NTN&NN
	COLP Number presented	No	No	No	No	No	No	No	No	No	No	No	No
9	Subscription option: Calling user is notified of diversion: Yes, with diverted-to number												
10	Subscription option: Calling user is notified of diversion: Yes, without diverted-to number												
11	Subscription option: Calling user is notified of diversion: No	√	√	√	√	√	√	√	√	√	√	√	√
12	Served user has COLRp												
13	Diverted-to user has COLRp (empty IE) or COLRp (PI=1) or PI#2				√								
13a	Diverted-to user has COLRp (PI=0)					√							
14	Calling user has not COLP service						√						
15	Diverted-to user has COLRt (def=non-restricted) empty IE							√					
15a	Diverted-to user has COLRt (def=non-restricted) PI=0								√				
16	Diverted-to user has COLRt (def=non-restricted) IE with PI=1 or PI#2									√			
17	Diverted-to user has COLRt (def=restricted) empty IE										√		
17a	Diverted-to user has COLRt (def=restricted) IE with PI=0											√	
18	Diverted-to user has COLRt (def=restricted) empty IE or PI=1 or PI=2												√
19	Diverted-to user has not subscribed COLR (empty IE)	√					√						
20	Diverted-to user has not subscribed COLR with PI=0		√										
21	Diverted-to user has not subscribed COLR with PI=1			√									

NOTE: The tests marked with R are recommended to be used as regression or interoperability tests.

PIXIT Value	Test number variable	37	38	39	40	41	42	43	44 R (Note)	45	46	47	48
	Diverted-to user information parameters (User C)												
	Notification to the user in dependency of the combination of PIXIT value	TN&N	TN&N	TN&N	TN&N	NTN&N	NTN&N	NTN&N	NTN&N	NTN&N	NTN&N	NTN&N	NTN&N
1	Calling CLI presented to diverted-to user	Yes	No	Yes	No	Yes	No	Yes	No	Yes	No	Yes	No
2	Subscription option: Diverting number is released to the diverted-to user: Yes	√	√	√	√					√	√	√	√
3	Subscription option: Diverting number is released to the diverted-to user: No					√	√	√	√				
4	Served user has CLIRp									√	√	√	√
5	Calling user has CLIRt (def=non-restricted) empty IE or PI=0	√				√				√			
6	Calling user has CLIRt (def=non-restricted) IE with PI=1 or PI=2		√				√				√		
7	Calling user has CLIRt (def=restricted) IE with PI=0			√				√				√	
8	Calling user has CLIRt (def=restricted) empty IE or PI=1 or PI=2				√				√				√

PIXIT Value	Test number variable	37	38	39	40	41	42	43	44 R (Note)	45	46	47	48
	Calling user information parameters (User A)												
	Notification to the user in dependency of the combination of PIXIT value	NTN&N	NTN&N	NTN&N	NTN&N	NTN&N	NTN&N	NTN&N	NTN&N	NTN&N	NTN&N	NTN&N	NTN&N
	COLP Number presented	No	No	No	No	No	No	No	No	No	No	No	No
9	Subscription option: Calling user is notified of diversion: Yes, with diverted-to number	√	√	√	√	√	√	√	√	√	√	√	√
10	Subscription option: Calling user is notified of diversion: Yes, without diverted-to number												
11	Subscription option: Calling user is notified of diversion: No												
12	Served user has COLRp	√	√	√	√	√	√	√	√	√	√	√	√
13	Diverted-to user has COLRp (empty IE) or COLRp (PI=1) or PI#2				√								
13a	Diverted-to user has COLRp (PI=0)					√							
14	Calling user has not COLP service						√						
15	Diverted-to user has COLRt (def=non-restricted) empty IE							√					
15a	Diverted-to user has COLRt (def=non-restricted) PI=0								√				
16	Diverted-to user has COLRt (def=non-restricted) IE with PI=1 or PI#2									√			
17	Diverted-to user has COLRt (def=restricted) empty IE										√		
18	Diverted-to user has COLRt (def=restricted) empty IE or PI=1 or PI=2												√
19	Diverted-to user has not subscribed COLR (empty IE)	√											
20	Diverted-to user has not subscribed COLR with PI=0		√										
21	Diverted-to user has not subscribed COLR with PI=1			√		√							
NOTE: The tests marked with R are recommended to be used as regression or interoperability tests.													

211102	ISDN ref. to: ETSI EN 300 207-1 [12], clauses 9.2.2 and 9.2.5	Other relevant references: ETSI TS 183 036 [42], clause 5.2.5 Recommendation ITU-T Q.1912.5 [35], annex B.6 ETSI TS 129 163 [40], clause 7.4.6
TSS reference:	ISDN-ISDN-ISDN/Supplementary_services/CFU/211102	
ISDN selection criteria:		
Test purpose:	To verify that a call is released correctly if CFU was not successful if the diverted-to user is busy.	
ISDN parameter values:	CFU active	
Comments:		

6.2.2.11.1.2 Signalling procedures between ISDN-ISDN-PSTN

211103	ISDN ref. to: ETSI EN 300 207-1 [12], clauses 6.1, 9.2.2 and 9.2.5	Other relevant references: ETSI TS 183 036 [42], clause 5.2.5 Recommendation ITU-T Q.1912.5 [35], annex B.6 ETSI TS 129 163 [40], clause 7.4.6
TSS reference:	ISDN-ISDN-PSTN/Supplementary_services/CFU/211103	
Selection criteria:	The user A and the user C are in network N1. The user B is in network N2 and is provided with CFU	
Test purpose:	Ensure that when user A calls user B, the call is forwarded to user C. Ensure that the Diverted-to user information parameters and Calling user information parameters are correctly mapped according to the table 11.	
Parameter values:	BC = PIXIT, CF active	
Comments:		

Table 11: Overview of Call Forwarding parameters when the forwarding user has a S/T reference point, and the forwarded to user is a PSTN user

USER C is a PSTN user													
PIXIT Value	Test number variable	1R (Note)	2R (Note)	3	4R (Note)	5	6R (Note)	7	8	9	10R (Note)	11	12
Diverted-to user information parameters (User C)													
1	CLI presented to diverted-to user	Yes	No	Yes	No	Yes	No	Yes	No	Yes	No	Yes	No
2	Calling user has CLIRt (def=non-restricted) empty IE or PI=0	√				√				√			
3	Calling user has CLIRt (def=non-restricted) IE with PI=1 or PI=2		√				√				√		
4	Calling user has CLIRt (def=restricted) IE with PI=0			√				√				√	
5	Calling user has CLIRt (def=restricted) empty IE or PI=1 or PI=2				√				√				√
Calling user information parameters (User A)													
	Notification to the user in dependency of the combination of PIXIT value User is notified of diversion and diverted-to number	NTN&N	NTN&N	NTN&N	TN&N	NTN&N	NTN&N	NTN&N	NTN&N	NTN&N	NTN&N	NTN&N	NTN&N
	COLP Number presented	No	No	No	Yes	No	No	No	No	No	No	No	No
6	Subscription option: Calling user is notified of diversion: Yes, with diverted-to number	√	√	√	√								
7	Subscription option: Calling user is notified of diversion: Yes, without diverted-to number					√	√	√	√				
8	Subscription option: Calling user is notified of diversion: No									√	√	√	√
9	Served user has COLRp	√				√				√			
10	Diverted-to user has COLRp		√				√				√		
11	Calling user has not COLP service			√				√				√	
12	Diverted-to user has not subscribed COLR	√		√	√	√		√	√	√		√	√

NOTE: The tests marked with R are recommended to be used as regression or interoperability tests.

211104	ISDN ref. to: ETSI EN 300 207-1 [12], clauses 9.2.2 and 9.2.5	Other relevant references: ETSI TS 183 036 [42], clause 5.2.5 Recommendation ITU-T Q.1912.5 [35], annex B.6 ETSI TS 129 163 [40], clause 7.4.6
TSS reference:	ISDN-ISDN-PSTN/Supplementary_services/CFU/211104	
ISDN selection criteria:		
Test purpose:	To verify that a call is released correctly if CFU was not successful if the diverted-to user is busy.	
ISDN parameter values:	CFU active	
Comments:		

6.2.2.11.2 Procedures for interworking with private ISDNs

6.2.2.11.2.0 Overview of the procedures for interworking with private ISDNs

The following clause gives an overview of the procedures for interworking with private ISDNs.

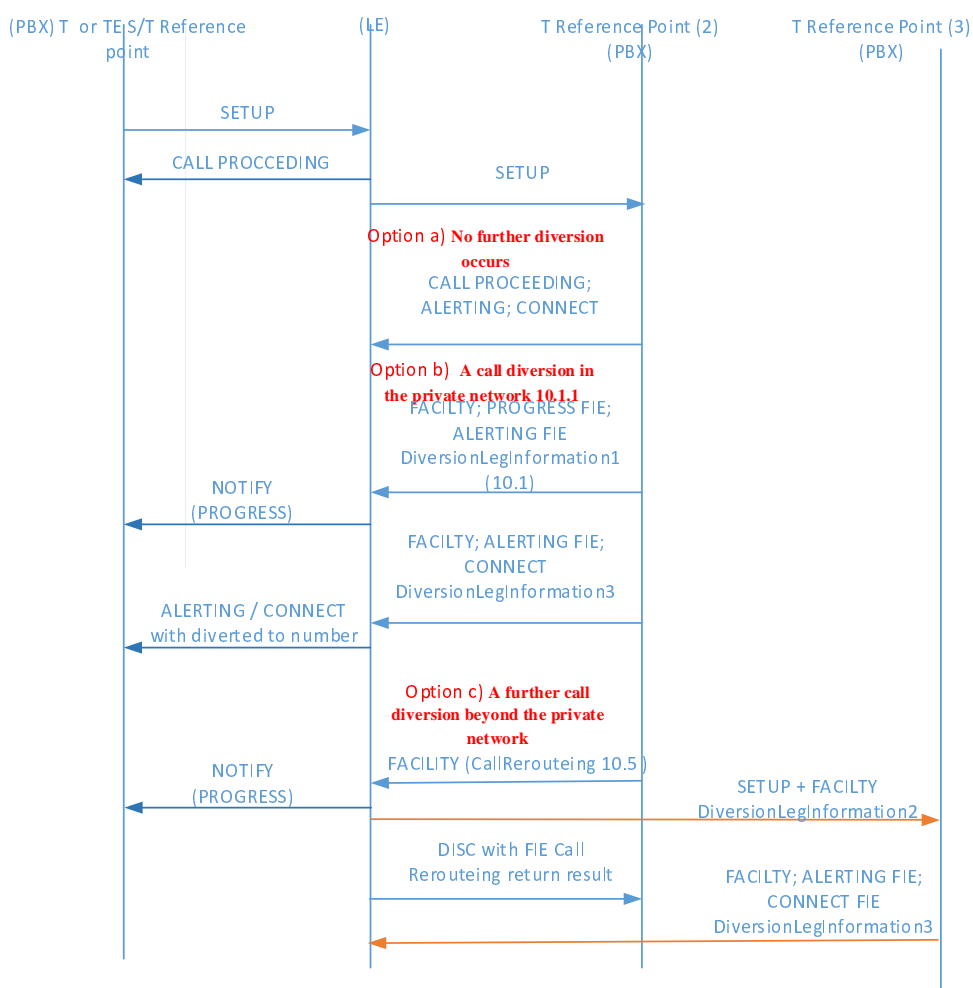


Figure 3: Call Rerouting Options

6.2.2.11.2.1 Procedures where a call from the public ISDN is diverted within or beyond the private ISDN and partial rerouting takes place in the public ISDN

6.2.2.11.2.1.1 The forwarding user and the forwarded to user have a T reference point

211105	ISDN ref. to: ETSI EN 300 207-1 [12], clause 10.5.1	Other relevant references: ETSI TS 183 036 [42], clause 5.2.5 Recommendation ITU-T Q.1912.5 [35], annex B.6 ETSI TS 129 163 [40], clause 7.4.6
TSS reference:	ISDN-ISDN-ISDN/Supplementary_services/rerouteing/211105	
Selection criteria:	The forwarding user and the forwarded to user have a T reference point. The user B is in network N2 and is provided with rerouteing.	
Test purpose:	<p>User A calls user B. To request diversion by partial rerouteing, for a call presented from the public network to the private network, the private network shall send a CallRerouteing invoke component to the public network in a FACILITY message using the procedure described in clause 8.3.1 of ETSI EN 300 196-1 [26].</p> <p>The private network shall send in case of CFU and CFB the Facility information element in a FACILITY message to the public network while in the Proceeding call state (U9) or in the Overlap Receiving call state (U25).</p> <p>The private network shall send in case of CFNR the Facility information element in a FACILITY message to the public network while in the Call Received call state (U7).</p> <p>The public network acts on the call rerouteing invocation request from the private network (NT2) and performs rerouteing towards the indicated address (user C). Ensure that the contents of the in the q931InfoElement parameter (BC, LLC, HLC; UUS 1) and calling party subaddress are compatible with the SETUP message that established the call reference and correctly delivered to the forwarded user. In the table 12 are described the PIXIT Values type of number: calledAddress and lastRerouteingNr. Ensure that the Diverted-to user information parameters and Calling user information parameters are correctly mapped according to the table 13.</p> <p>If a diverted call is presented from a public ISDN to the private ISDN, then the SETUP message sent from the public network to the private network shall contain a Facility information element including a DivertingLegInformation2 invoke component using the procedure described in clause 8.3.1.1 of ETSI EN 300 196-1 [26].</p> <p>In response to the DivertingLegInformation2 invoke component, and when the private network has determined whether presentation of the diverted-to number is allowed or not, the private network shall include a DivertingLegInformation3 invoke component in the FACILITY message sent to the public network.</p>	
Parameter values:	BC = PIXIT	
Comments:		

211106	ISDN ref. to: ETSI EN 300 207-1 [12], clauses 6.1, 9.2.2 and 9.2.5	Other relevant references: ETSI TS 183 036 [42], clause 5.2.5 Recommendation ITU-T Q.1912.5 [35], annex B.6 ETSI TS 129 163 [40], clause 7.4.6
TSS reference:	ISDN-ISDN-ISDN/Supplementary_services/rerouteing/211106	
Selection criteria:	The forwarding user and the forwarded to user have a T reference point. The user B is in network N2 and is provided with rerouteing.	
Test purpose:	<p>User A calls user B. To request diversion by partial rerouteing, for a call presented from the public network to the private network, the private network shall send a CallRerouteing invoke component to the public network in a FACILITY message using the procedure described in clause 8.3.1 of ETSI EN 300 196-1 [26].</p> <p>The private network shall send in case of CFU and CFB the Facility information element in a FACILITY message to the public network while in the Proceeding call state (U9) or in the Overlap Receiving call state (U25).</p> <p>The private network shall send in case of CFNR the Facility information element in a FACILITY message to the public network while in the Call Received call state (U7).</p> <p>The public network acts on the call rerouteing invocation request from the private network (NT2) and performs rerouteing towards the indicated address (user C). Ensure that the contents of the in the q931InfoElement parameter (BC, LLC, HLC; UUS 1) and calling party subaddress are compatible with the SETUP message that established the call reference and correctly delivered to the forwarded user. In the table 12 are described the PIXIT Values type of number: calledAddress and lastRerouteingNr.</p> <p>Ensure that the Diverted-to user information parameters and Calling user information parameters are correctly mapped according to the table 13.</p> <p>If a diverted call is presented from a public ISDN to the private ISDN, then the SETUP message sent from the public network to the private network shall contain a Facility information element including a DivertingLegInformation2 invoke component using the procedure described in clause 8.3.1.1 of ETSI EN 300 196-1 [26].</p> <p>In response to the DivertingLegInformation2 invoke component, and when the private network has determined whether presentation of the diverted-to number is allowed or not, the private network shall include a DivertingLegInformation3 invoke component in the ALERTING message sent to the public network.</p>	
Parameter values:	BC = PIXIT, CF active	
Comments:		

211107	ISDN ref. to: ETSI EN 300 207-1 [12], clauses 6.1, 9.2.2 and 9.2.5	Other relevant references: ETSI TS 183 036 [42], clause 5.2.5 Recommendation ITU-T Q.1912.5 [35], annex B.6 ETSI TS 129 163 [40], clause 7.4.6
TSS reference:	ISDN-ISDN-ISDN/Supplementary_services/rerouteing/211107	
Selection criteria:	The forwarding user and the forwarded to user have a T reference point. The user B is in network N2 and is provided with rerouteing.	
Test purpose:	<p>User A calls user B. To request diversion by partial rerouteing, for a call presented from the public network to the private network, the private network shall send a CallRerouteing invoke component to the public network in a FACILITY message using the procedure described in clause 8.3.1 of ETSI EN 300 196-1 [26].</p> <p>The private network shall send in case of CFU and CFB the Facility information element in a FACILITY message to the public network while in the Proceeding call state (U9) or in the Overlap Receiving call state (U25).</p> <p>The private network shall send in case of CFNR the Facility information element in a FACILITY message to the public network while in the Call Received call state (U7).</p> <p>The public network acts on the call rerouteing invocation request from the private network (NT2) and performs rerouteing towards the indicated address (user C).</p> <p>Ensure that the contents of the in the q931InfoElement parameter (BC, LLC, HLC; UUS 1) and calling party subaddress are compatible with the SETUP message that established the call reference and correctly delivered to the forwarded user. In the table 12 are described the PIXIT Values type of number: calledAddress and lastRerouteingNr.</p> <p>Ensure that the Diverted-to user information parameters and Calling user information parameters are correctly mapped according to the table 13.</p> <p>If a diverted call is presented from a public ISDN to the private ISDN, then the SETUP message sent from the public network to the private network shall contain a Facility information element including a DivertingLegInformation2 invoke component using the procedure described in clause 8.3.1.1 of ETSI EN 300 196-1 [26].</p> <p>In response to the DivertingLegInformation2 invoke component, and when the private network has determined whether presentation of the diverted-to number is allowed or not, the private network shall include a DivertingLegInformation3 invoke component in the CONNECT message sent to the public network.</p>	
Parameter values:	BC = PIXIT	
Comments:		

Table 12: Type of number PIXIT Values: calledAddress and lastRerouteingNr

PIXIT VALUE	calledAddress publicPartyNumber [1] IMPLICIT - PublicPartyNumber	lastRerouteingNr publicPartyNumber [1] IMPLICIT - PublicPartyNumber
1	unknown (0)	unknown (0)
2	internationalNumber (1)	internationalNumber (1)
3	nationalNumber (2)	nationalNumber (2)
4	networkSpecificNumber (3)	networkSpecificNumber (3)
5	subscriberNumber (4)	subscriberNumber (4)
6	abbreviatedNumber (6)	abbreviatedNumber (6)

NOTE: All combinations implied.

	No transmission of numbers, nor notifications	NTN&NN
	No transmission of numbers, notifications	NTN&N
	transmission of numbers and notifications	TN&N

**Table 13: Overview of Call Rerouting parameters for End-to End tests
when the forwarding user and the forwarded to user have a T reference point**

PIXIT Value	Test number variable	1R (Note 2)	2R (Note 2)	3	4R (Note 2)	5	6R (Note 2)	7	8	9
	Diverted-to user information parameters (User C)									
	Notification to the user C in dependency of the combination of PIXIT value	TN&N	NTN&N	NTN&N	NTN&N	NTN&N	TN&N	NTN&N	NTN&N	NTN&N
	The original called number presented	Yes	Yes	Yes	Yes	Yes	No	No	No	No
	Calling CLI presented to diverted-to user	Yes	Yes	Yes	Yes	Yes	No	No	No	No
1	Subscription option: Diverting number is released to the diverted-to user: Yes	√	√	√	√	√				
2	Subscription option: Diverting number is released to the diverted-to user: No						√	√	√	√
3	Served user facility - lastRerouteingNr: "presentationAllowedNumber"	√				√	√			
4	Served user facility - lastRerouteingNr: "presentationRestricted"		√					√		
5	Served user facility - lastRerouteingNr: "numberNotAvailableDueToInterworking"			√					√	
6	Served user - lastRerouteingNr: "presentationRestrictedNumber"				√					√
7	Served user has CLIRp					√				
8	Calling user has CLIRt (def=restricted) IE with PI=0	√	√	√	√	√				
9	Calling user has CLIRt (def=restricted) empty IE or PI=1 or PI=2						√	√	√	√

PIXIT Value	Test number variable	1R (Note 2)	2R (Note 2)	3	4R (Note 2)	5	6R (Note 2)	7	8	9
	Calling user information parameters (User A)									
	Notification to the user A in dependency of the combination of PIXIT value	TN&N	NTN&N	NTN&N	NTN&N	NTN&N	NTN&NN	NTN&NN	NTN&NN	NTN&NN
	COLP Number presented (ETSI EN 300 207-1 [12])	Yes	No	No	No	No	No	No	No	No
10	Subscription option: Calling user is notified of diversion: Yes, with diverted-to number	√	√	√	√	√	√	√	√	√
11	Subscription option: Calling user is notified of diversion: Yes, without diverted-to number									
12	Subscription option: Calling user is notified of diversion: No									
13	Served user - subscriptionOption parameter: "calling user is notified of diversion" notificationWithDivertedToNr	√	√	√						
14	Served user has COLRp									
15	Served user - subscriptionOption parameter: "calling user is notified of diversion" notificationWithoutDivertedToNr				√	√				
16	Served user - noNotification (0)						√	√	√	√
17	Diverted-to user presentationAllowedIndicator: TRUE (Boolean)	√			√		√			
18	Diverted-to user presentationAllowedIndicator: FALSE (Boolean)		√					√		
19	Diverted-to user presentationAllowedIndicator: not available, has not received a DivertingLegInformation3			√		√			√	√
20	Diverted-to user has COLRp									
21	Diverted-to user has COLRt (def=present) empty IE or PI=0	√ Note 1	√ Note 1	√ Note 1	√ Note 1	√ Note 1	√ Note 1	√ Note 1	√ Note 1	√ Note 1
22	Diverted-to user has COLRt (def=present) IE with PI=1 or PI=2									
23	Diverted-to user has COLRt (def=restrict) IE with PI=0	√ Note 1	√ Note 1	√ Note 1	√ Note 1	√ Note 1	√ Note 1	√ Note 1	√ Note 1	√ Note 1
24	Diverted-to user has COLRt (def=restrict) empty IE or PI=1 or PI=2									
25	Diverted-to user has not subscribed COLR	√ Note 1	√ Note 1	√ Note 1	√ Note 1	√ Note 1	√ Note 1	√ Note 1	√ Note 1	√ Note 1

PIXIT Value	Test number variable	10	11	12	13	14R (Note 2)	15R (Note 2)	16	17	18
	Diverted-to user information parameters (User C)									
	Notification to the user C in dependency of the combination of PIXIT value	TN&N	NTN&N	NTN&N	NTN&N	NTN&N	TN&N	NTN&N	NTN&N	NTN&N
	The original called number presented	Yes	Yes	Yes	Yes	Yes	No	No	No	No
	Calling CLI presented to diverted-to user	Yes	Yes	Yes	Yes	Yes	No	No	No	No
1	Subscription option: Diverting number is released to the diverted-to user: Yes	√	√	√	√	√				
2	Subscription option: Diverting number is released to the diverted-to user: No						√	√	√	√
3	Served user facility - lastRerouteingNr: "presentationAllowedNumber"	√					√			
4	Served user facility - lastRerouteingNr: "presentationRestricted"		√					√		
5	Served user facility - lastRerouteingNr: "numberNotAvailableDueToInterworking"			√					√	
6	Served user - lastRerouteingNr: "presentationRestrictedNumber"				√					√
7	Served user has CLIRp					√				
8	Calling user has CLIRt (def=restricted) IE with PI=0	√	√	√	√	√				
9	Calling user has CLIRt (def=restricted) empty IE or PI=1 or PI=2						√	√	√	√

PIXIT Value	Test number variable	10	11	12	13	14R (Note 2)	15R (Note 2)	16	17	18
	Calling user information parameters (User A)									
	Notification to the user A in dependency of the combination of PIXIT value	NTN&N	NTN&N	NTN&N	NTN&N	NTN&N	NTN&N	NTN&NN	NTN&NN	NTN&NN
	COLP Number presented (ETSI EN 300 207-1 [12])	No	No	No	No	No	No	No	No	No
10	Subscription option: Calling user is notified of diversion: Yes, with diverted-to number	√	√	√	√	√	√	√	√	√
11	Subscription option: Calling user is notified of diversion: Yes, without diverted-to number									
12	Subscription option: Calling user is notified of diversion: No									
13	Served user - subscriptionOption parameter: "calling user is notified of diversion" notificationWithDivertedToNr	√	√	√						
14	Served user has COLRp									
15	Served user - subscriptionOption parameter: "calling user is notified of diversion" notificationWithoutDivertedToNr				√	√	√			
16	Served user - noNotification (0)							√	√	√
17	Diverted-to user presentationAllowedIndicator: TRUE (Boolean)	√			√			√		
18	Diverted-to user presentationAllowedIndicator: FALSE (Boolean)		√			√			√	
19	Diverted-to user presentationAllowedIndicator: not available, has not received a DivertingLegInformation3 invoke component			√			√			√
20	Diverted-to user has COLRp	√ Note 1	√ Note 1	√ Note 1	√ Note 1	√ Note 1	√ Note 1	√ Note 1	√ Note 1	√ Note 1
21	Diverted-to user has COLRt (def=present) empty IE or PI=0									
22	Diverted-to user has COLRt (def=present) IE with PI=1 or PI=2	√ Note 1	√ Note 1	√ Note 1	√ Note 1	√ Note 1	√ Note 1	√ Note 1	√ Note 1	√ Note 1
23	Diverted-to user has COLRt (def=restrict) IE with PI=0									
24	Diverted-to user has COLRt (def=restrict) empty IE or PI=1 or PI=2	√ Note 1	√ Note 1	√ Note 1	√ Note 1	√ Note 1	√ Note 1	√ Note 1	√ Note 1	√ Note 1
25	Diverted-to user has not subscribed COLR									

PIXIT Value	Test number variable	19R (Note 2)	20	21	24	25	26	27
	Diverted-to user information parameters (User C)							
	Notification to the user C in dependency of the combination of PIXIT value	NTN&N	TN&N	TN&N	TN&N	TN&N	TN&N	TN&N
	The original called number presented	Yes	Yes	Yes	Yes	Yes	Yes	Yes
	CLI presented to user	Yes	Yes	Yes	Yes	Yes	Yes	Yes
1	Subscription option: Diverting number is released to the diverted-to user: Yes	√	√	√	√	√	√	√
2	Subscription option: Diverting number is released to the diverted-to user: No							
3	Served user - lastRerouteingNr: "presentationAllowedNumber"	√	√	√	√	√	√	√
4	Served user - lastRerouteingNr: "presentationRestricted"							
5	Served user - lastRerouteingNr: "numberNotAvailableDueToInterworking"							
6	Served user - lastRerouteingNr: "presentationRestrictedNumber"							
7	Served user has CLIRp	√						
8	Served user has CLIRt (presentation allowed)		√	√	√	√	√	√
9	Calling user has CLIRt (def=restricted) empty IE or PI=1 or PI=2							

PIXIT Value	Test number variable	19R (Note 2)	20	21	22	23	24	25	26	27
Calling user information parameters (User A)										
	Notification to the user A in dependency of the combination of PIXIT value	NTN&N	NTN&N	NTN&N	NTN&N	NTN&N	NTN&N	NTN&NN	NTN&NN	NTN&NN
	COLP Number presented	No	No	No	No	No	No	No	No	No
10	Subscription option: Calling user is notified of diversion: Yes, with diverted-to number									
11	Subscription option: Calling user is notified of diversion: Yes, without diverted-to number									
12	Subscription option: Calling user is notified of diversion: No	√	√	√	√	√	√	√	√	√
13	Served user - subscriptionOption parameter: "calling user is notified of diversion" notificationWithDivertedToNr	√	√	√						
14	Served user has COLRp									
15	Served user - subscriptionOption parameter: "calling user is notified of diversion" notificationWithoutDivertedToNr				√	√	√			
16	Served user - noNotification (0)							√	√	√
17	Diverted-to user presentationAllowedIndicator: TRUE (Boolean)	√			√			√		
18	Diverted-to user presentationAllowedIndicator: FALSE (Boolean)		√			√			√	
19	Diverted-to user presentationAllowedIndicator: not available, has not received a DivertingLegInformation3			√			√			√
20	Diverted-to user has COLRp	√ Note 1	√ Note 1	√ Note 1	√ Note 1	√ Note 1	√ Note 1	√ Note 1	√ Note 1	√ Note 1
21	Diverted-to user has COLRt (def=present) empty IE or PI=0									
22	Diverted-to user has COLRt (def=present) IE with PI=1 or PI=2	√ Note 1	√ Note 1	√ Note 1	√ Note 1	√ Note 1	√ Note 1	√ Note 1	√ Note 1	√ Note 1
23	Diverted-to user has COLRt (def=restrict) IE with PI=0									
24	Diverted-to user has COLRt (def=restrict) empty IE or PI=1 or PI=2	√ Note 1	√ Note 1	√ Note 1	√ Note 1	√ Note 1	√ Note 1	√ Note 1	√ Note 1	√ Note 1
25	Diverted-to user has not subscribed									
NOTE 1: One of the following options are possible.										
NOTE 2: The tests marked with R are recommended to be used as regression or interoperability tests.										

PIXIT Value	Test number variable	28R	29	30	31	32	33	34	35	36
	Diverted-to user information parameters (User C)									
	Notification to the user C in dependency of the combination of PIXIT value	NTN&N	TN&N	TN&N	TN&N	TN&N	TN&N	TN&N	TN&N	TN&N
	The original called number presented	Yes	Yes	Yes	Yes	Yes	Yes	Yes	Yes	Yes
	CLI presented to user	Yes	Yes	Yes	Yes	Yes	Yes	Yes	Yes	Yes
1	Subscription option: Diverting number is released to the diverted-to user: Yes	√	√	√	√	√	√	√	√	√
2	Subscription option: Diverting number is released to the diverted-to user: No									
3	Served user - lastRerouteingNr: "presentationAllowedNumber"	√	√	√	√	√	√	√	√	√
4	Served user - lastRerouteingNr: "presentationRestricted"									
5	Served user - lastRerouteingNr: "numberNotAvailableDueToInterworking"									
6	Served user - lastRerouteingNr: "presentationRestrictedNumber"									
7	Served user has CLIRp	√								
8	Served user has CLIRt (presentation allowed)		√	√	√	√	√	√	√	√
9	Calling user has CLIRt (def=restricted) empty IE or PI=1 or PI=2									

PIXIT Value	Test number variable	28	29	30	31	32	33	34	35	36
	Calling user information parameters (User A)									
	Notification to the user A in dependency of the combination of PIXIT value	NTN&N	NTN&N	NTN&N	NTN&N	NTN&N	NTN&N	NTN&NN	NTN&NN	NTN&NN
	COLP Number presented	No	No	No	No	No	No	No	No	No
10	Subscription option: Calling user is notified of diversion: Yes, with diverted-to number	√	√	√	√	√	√	√	√	√
11	Subscription option: Calling user is notified of diversion: Yes, without diverted-to number									
12	Subscription option: Calling user is notified of diversion: No									
13	Served user - subscriptionOption parameter: "calling user is notified of diversion" notificationWithDivertedToNr	√	√	√						
14	Served user has COLRp	√	√	√	√	√	√	√	√	√
15	Served user - subscriptionOption parameter: "calling user is notified of diversion" notificationWithoutDivertedToNr				√	√	√			
16	Served user - noNotification (0)							√	√	√
17	Diverted-to user presentationAllowedIndicator: TRUE (Boolean)	√			√			√		
18	Diverted-to user presentationAllowedIndicator: FALSE (Boolean)		√			√			√	
19	Diverted-to user presentationAllowedIndicator: not available, has not received a DivertingLegInformation3			√			√			√
20	Diverted-to user has COLRp									
21	Diverted-to user has COLRt (def=present) empty IE or PI=0	√ Note	√ Note	√ Note	√ Note	√ Note	√ Note	√ Note	√ Note	√ Note
22	Diverted-to user has COLRt (def=present) IE with PI=1 or PI=2									
23	Diverted-to user has COLRt (def=restrict) IE with PI=0	√ Note	√ Note	√ Note	√ Note	√ Note	√ Note	√ Note	√ Note	√ Note
24	Diverted-to user has COLRt (def=restrict) empty IE or PI=1 or PI=2									
25	Diverted-to user has not subscribed	√ Note	√ Note	√ Note	√ Note	√ Note	√ Note	√ Note	√ Note	√ Note
NOTE: One of the following options are possible.										

6.2.2.11.2.1.2 The forwarding user has a T reference point, the forwarded-to-user has a S/T reference point

211108	ISDN ref. to: ETSI EN 300 207-1 [12], clauses 6.1, 9.2.2 and 9.2.5	Other relevant references: ETSI TS 183 036 [42], clause 5.2.5 Recommendation ITU-T Q.1912.5 [35], annex B.6 ETSI TS 129 163 [40], clause 7.4.6
TSS reference:	ISDN-ISDN-ISDN/Supplementary_services/rerouteing/211108	
Selection criteria:	The forwarding user has a T reference point, the forwarded-to-user has a S/T reference point. The user B is in network N2 and is provided with rerouteing.	
Test purpose:	<p>User A calls user B. To request diversion by partial rerouteing, for a call presented from the public network to the private network, the private network shall send a CallRerouteing invoke component to the public network in a FACILITY message using the procedure described in clause 8.3.1 of ETSI EN 300 196-1 [26].</p> <p>The private network shall send in case of CFU and CFB the Facility information element in a FACILITY message to the public network while in the Proceeding call state (U9) or in the Overlap Receiving call state (U25).</p> <p>The private network shall send in case of CFNR the Facility information element in a FACILITY message to the public network while in the Call Received call state (U7).</p> <p>The public network acts on the call rerouteing invocation request from the private network (NT2) and performs rerouteing towards the indicated address (user C).</p> <p>Ensure that the contents of the in the q931InfoElement parameter (BC, LLC, HLC, UUS 1) and calling party subaddress are compatible with the SETUP message that established the call reference and corretly delivered to the forwarded user. In the table 14 are described the PIXIT Values type of number: calledAddress and lastRerouteingNr.</p> <p>Ensure that the Diverted-to user information parameters and Calling user information parameters are correctly mapped according to the table 15.</p>	
Parameter values:	BC = PIXIT, CF active	
Comments:		

Table 14: Type of number PIXIT Values: calledAddress and lastRerouteingNr

PIXIT VALUE	calledAddress publicPartyNumber [1] IMPLICIT - PublicPartyNumber	lastRerouteingNr publicPartyNumber [1] IMPLICIT - PublicPartyNumber
1	unknown (0),	unknown (0),
2	internationalNumber (1),	internationalNumber (1),
3	nationalNumber (2),	nationalNumber (2),
4	networkSpecificNumber (3),	networkSpecificNumber (3),
5	subscriberNumber (4),	subscriberNumber (4),
6	abbreviatedNumber (6)	abbreviatedNumber (6)
NOTE:	All combinations implied.	

	No transmission of numbers, nor notifications	NTN&NN
	No transmission of numbers, notifications	NTN&N
	transmission of numbers and notifications	TN&N

Table 15: Overview of Call Rerouting parameters when the forwarding user has a T reference point, the diverted-to user the S/T Interface

PIXIT Value	Test number variable	1	2	3	4	5	6	7	8	9	10
	Diverted-to user information parameters (User C)										
	Notification to the user C in dependency of the combination of PIXIT value	TN&N	NTN&N	NTN&N	NTN&N	NTN&N	NTN&N	TN&N	TN&N	TN&N	NTN&N
	CLI presented to user	Yes	Yes	Yes	Yes	Yes	Yes	Yes	Yes	Yes	Yes
1	Subscription option: Diverting number is released to the diverted-to user: Yes	√	√	√	√	√	√	√	√		
2	Subscription option: Diverting number is released to the diverted-to user: No									√	√
3	Served user - lastRerouteingNr: "presentationAllowedNumber"	√					√	√	√	√	
4	Served user - lastRerouteingNr: "presentationRestricted"		√								√
5	Served user - lastRerouteingNr: "numberNotAvailableDueToInterworking"			√							
6	Served user - lastRerouteingNr: "presentationRestrictedNumber"				√						
7	Served user has CLIRp					√	√				
8	Served user has CLIRt (presentation allowed)	√	√	√	√			√	√	√	√

PIXIT Value	Test number variable	1	2	3	4	5	6	7	8	9	10
	Calling user information parameters (User A)										
	Notification to the user A in dependency of the combination of PIXIT value (the presentation of the COLP follows the diverted to user behaviour)	TN&N	NTN&N	NTN&NN	TN&N	NTN&N	NTN&NN	TN&NN	NTN&N	NTN&NN	NTN&NN
	COLP Number presented	Yes	No	No	No	No	No	No	No	No	No
9	Subscription option: Calling user is notified of diversion: Yes, with diverted-to number	√	√	√							
10	Subscription option: Calling user is notified of diversion: Yes, without diverted-to number				√	√	√				
11	Subscription option: Calling user is notified of diversion: No							√	√	√	√
12	Served user has COLRp										
13	Served user - subscriptionOption parameter: "calling user is notified of diversion" notificationWithDivertedToNr	√			√			√			
14	Served user - subscriptionOption parameter: "calling user is notified of diversion" notificationWithoutDivertedToNr		√			√			√		
15	Served user - noNotification (0)			√			√			√	√
16	Diverted-to user has COLRp										
17	Diverted-to user has COLRt (def=present) empty IE or PI=0	√ Note	√ Note	√ Note	√ Note	√ Note	√ Note	√ Note	√ Note	√ Note	√ Note
18	Diverted-to user has COLRt (def=present) IE with PI=1 or PI=2										
19	Diverted-to user has COLRt (def=restrict) IE with PI=0	√ Note	√ Note	√ Note	√ Note	√ Note	√ Note	√ Note	√ Note	√ Note	√ Note
20	Diverted-to user has COLRt (def=restrict) empty IE or PI=1 or PI=2										
21	Diverted-to user has not subscribed COLR	√ Note	√ Note	√ Note	√ Note	√ Note	√ Note	√ Note	√ Note	√ Note	√ Note
NOTE:	One of the following options are possible.										

PIXIT Value	Test number variable	11	12	13	14	15	16	17	18	19
	Diverted-to user information parameters (User C)									
	Notification to the user C in dependency of the combination of PIXIT value	TN&N	TN&N	TN&N	TN&N	TN&N	TN&N	TN&N	TN&N	TN&N
	CLI presented to user	Yes	Yes	Yes	Yes	Yes	Yes	Yes	Yes	Yes
1	Subscription option: Diverting number is released to the diverted-to user: Yes	√	√	√	√	√	√	√	√	√
2	Subscription option: Diverting number is released to the diverted-to user: No									
3	Served user - lastRerouteingNr: "presentationAllowedNumber"	√	√	√	√	√	√	√	√	√
4	Served user - lastRerouteingNr: "presentationRestricted"									
5	Served user - lastRerouteingNr: "numberNotAvailableDueToInterworking"									
6	Served user - lastRerouteingNr: "presentationRestrictedNumber"									
7	Served user has CLIRp									
8	Served user has CLIRt									

PIXIT Value	Test number variable	11	12	13	14	15	16	17	18	19
	Calling user information parameters (User A)									
	Notification to the user A in dependency of the combination of PIXIT value	NTN&N	NTN&N	NTN&NN	NTN&N	NTN&N	NTN&NN	NTN&N	NTN&NN	NTN&NN
	COLP Number presented	No	No	No	No	No	No	No	No	No
9	Subscription option: Calling user is notified of diversion: Yes, with diverted-to number	√	√	√						
10	Subscription option: Calling user is notified of diversion: Yes, without diverted-to number				√	√	√			
11	Subscription option: Calling user is notified of diversion: No							√	√	√
12	Served user has COLRp									
13	Served user - subscriptionOption parameter: "calling user is notified of diversion" notificationWithDivertedToNr	√			√			√		
14	Served user - subscriptionOption parameter: "calling user is notified of diversion" notificationWithoutDivertedToNr		√			√			√	
15	Served user - noNotification (0)			√			√			√
16	Diverted-to user has COLRp	√ Note	√ Note	√ Note	√ Note	√ Note	√ Note	√ Note	√ Note	√ Note
17	Diverted-to user has COLRt (def=present) empty IE or PI=0									
18	Diverted-to user has COLRt (def=present) IE with PI=1 or PI=2	√ Note	√ Note	√ Note	√ Note	√ Note	√ Note	√ Note	√ Note	√ Note
19	Diverted-to user has COLRt (def=restrict) IE with PI=0									
20	Diverted-to user has COLRt (def=restrict) empty IE or PI=1 or PI=2	√ Note	√ Note	√ Note	√ Note	√ Note	√ Note	√ Note	√ Note	√ Note
21	Diverted-to user has not subscribed COLR									

NOTE: One of the following options are possible.

6.2.2.11.2.1.3 The forwarding user has a S/T reference point, the forwarded-to-user has a T reference point

211109	ISDN ref. to: ETSI EN 300 207-1 [12], clause 10.5.1	Other relevant references: ETSI TS 183 036 [42], clause 5.2.5 Recommendation ITU-T Q.1912.5 [35], annex B.6 ETSI TS 129 163 [40], clause 7.4.6
TSS reference:	ISDN-ISDN-ISDN/Supplementary_services/rerouteing/211109	
Selection criteria:	The forwarding user has an S/T reference point and the forwarded to user has a T reference point. The user B is in network N2 and is provided with CFU.	
Test purpose:	User A calls user B which has an active CFU to user C which has a T reference point. Ensure that the Diverted-to user information parameters and Calling user information parameters are correctly mapped according to the table 16. In response to the DivertingLegInformation2 invoke component, and when the private network has determined whether presentation of the diverted-to number is allowed or not, the private network shall include a DivertingLegInformation3 invoke component in the FACILITY message sent to the public network.	
Parameter values:	BC = PIXIT	
Comments:		

211110	ISDN ref. to: ETSI EN 300 207-1 [12], clauses 6.1, 9.2.2 and 9.2.5	Other relevant references: ETSI TS 183 036 [42], clause 5.2.5 Recommendation ITU-T Q.1912.5 [35], annex B.6 ETSI TS 129 163 [40], clause 7.4.6
TSS reference:	ISDN-ISDN-ISDN/Supplementary_services/rerouteing/211110	
Selection criteria:	The forwarding user has an S/T reference point and the forwarded to user has a T reference point. The user B is in network N2 and is provided with CFU.	
Test purpose:	User A calls user B. To request diversion by partial rerouteing, for a call presented User A calls user B which has an active CFU to user C which has a T reference point. Ensure that the Diverted-to user information parameters and Calling user information parameters are correctly mapped according to the table 16. In response to the DivertingLegInformation2 invoke component, and when the private network has determined whether presentation of the diverted-to number is allowed or not, the private network shall include a DivertingLegInformation3 invoke component in the ALERTING message sent to the public network.	
Parameter values:	BC = PIXIT, CF active	
Comments:		

211111	ISDN ref. to: ETSI EN 300 207-1 [12], clauses 6.1, 9.2.2 and 9.2.5	Other relevant references: ETSI TS 183 036 [42], clause 5.2.5 Recommendation ITU-T Q.1912.5 [35], annex B.6 ETSI TS 129 163 [40], clause 7.4.6
TSS reference:	ISDN-ISDN-ISDN/Supplementary_services/rerouteing/211111	
Selection criteria:	The forwarding user has an S/T reference point and the forwarded to user has a T reference point. The user B is in network N2 and is provided with CFU.	
Test purpose:	User A calls user B which has an active CFU to user C which has a T reference point. Ensure that the Diverted-to user information parameters and Calling user information parameters are correctly mapped according to the table 16. In response to the DivertingLegInformation2 invoke component, and when the private network has determined whether presentation of the diverted-to number is allowed or not, the private network shall include a DivertingLegInformation3 invoke component in the CONNECT message sent to the public network.	
Parameter values:	BC = PIXIT	
Comments:		

	No transmission of numbers, nor notifications	NTN&NN
	No transmission of numbers, notifications	NTN&N
	transmission of numbers and notifications	TN&N

Table 16: Overview of Call Rerouting parameters for End-to End tests when the forwarding user has a S/T reference point and the forwarded to user have a T reference point

PIXIT Value	Test number variable	1	2	3	4	5	6
Diverted-to user information parameters (User C)							
	Notification to the user C in dependency of the combination of PIXIT value	TN&N	NTN&N	NTN&N	TN&N	NTN&N	NTN&N
	Calling CLI presented to diverted-to user	Yes	Yes	Yes	No	No	No
1	Subscription option: Diverting number is released to the diverted-to user: Yes	√		√	√		√
2	Subscription option: Diverting number is released to the diverted-to user: No		√			√	
4	Served user has CLIRp		√	√		√	√
5	Calling user has CLIRt (def=restricted) IE with PI=0	√	√	√			
6	Calling user has CLIRt (def=restricted) empty IE or PI=1 or PI=2				√	√	√

PIXIT Value	Test number variable	1	2	3	4	5	6
Calling user information parameters (User A)							
	Notification to the user A in dependency of the combination of PIXIT value	TN&N	NTN&N	NTN&N	NTN&N	NTN&N	NTN&N
	COLP Number presented (ETSI EN 300 207-1 [12])	Yes	No	No	No	No	No
7	Subscription option: Calling user is notified of diversion: Yes, with diverted-to number	√	√	√	√	√	√
8	Subscription option: Calling user is notified of diversion: Yes, without diverted-to number						
9	Subscription option: Calling user is notified of diversion: No						
10	Served user has COLRp				√		
11	Diverted-to user presentationAllowedIndicator: TRUE (Boolean)	√			√		
12	Diverted-to user presentationAllowedIndicator: FALSE (Boolean)		√			√	
13	Diverted-to user presentationAllowedIndicator: not available, has not received a DivertingLegInformation3			√			√
14	Diverted-to user has COLRp						
15	Diverted-to user has COLRt (def=present) empty IE or PI=0	√ Note	√ Note	√ Note	√ Note	√ Note	√ Note
16	Diverted-to user has COLRt (def=present) IE with PI=1 or PI=2						
17	Diverted-to user has COLRt (def=restrict) IE with PI=0	√ Note	√ Note	√ Note	√ Note	√ Note	√ Note
18	Diverted-to user has COLRt (def=restrict) empty IE or PI=1 or PI=2						
19	Diverted-to user has not subscribed COLR	√ Note	√ Note	√ Note	√ Note	√ Note	√ Note
NOTE: One of the following options are possible.							

PIXIT Value	Test number variable	7	8	9	10	11	12
	Diverted-to user information parameters (User C)						
	Notification to the user C in dependency of the combination of PIXIT value	TN&N	NTN&N	NTN&N	TN&N	NTN&N	NTN&N
	Calling CLI presented to diverted-to user	Yes	Yes	Yes	No	No	No
1	Subscription option: Diverting number is released to the diverted-to user: Yes	√		√	√		√
2	Subscription option: Diverting number is released to the diverted-to user: No		√			√	
4	Served user has CLIRp		√	√		√	√
5	Calling user has CLIRt (def=restricted) IE with PI=0	√	√	√			
6	Calling user has CLIRt (def=restricted) empty IE or PI=1 or PI=2				√	√	√

PIXIT Value	Test number variable	7	8	9	10	11	12
	Calling user information parameters (User A)						
	Notification to the user A in dependency of the combination of PIXIT value	TN&N	NTN&N	NTN&N	NTN&N	NTN&N	NTN&N
	COLP Number presented (ETSI EN 300 207-1 [12])	No	No	No	No	No	No
7	Subscription option: Calling user is notified of diversion: Yes, with diverted-to number	√	√	√	√	√	√
8	Subscription option: Calling user is notified of diversion: Yes, without diverted-to number						
9	Subscription option: Calling user is notified of diversion: No						
10	Served user has COLRp				√		
11	Diverted-to user presentationAllowedIndicator: TRUE (Boolean)	√			√		
12	Diverted-to user presentationAllowedIndicator: FALSE (Boolean)		√			√	
13	Diverted-to user presentationAllowedIndicator: not available, has not received a DivertingLegInformation3			√			√
14	Diverted-to user has COLRp	√ Note	√ Note	√ Note	√ Note	√ Note	√ Note
15	Diverted-to user has COLRt (def=present) empty IE or PI=0						
16	Diverted-to user has COLRt (def=present) IE with PI=1 or PI=2	√ Note	√ Note	√ Note	√ Note	√ Note	√ Note
17	Diverted-to user has COLRt (def=restrict) IE with PI=0						
18	Diverted-to user has COLRt (def=restrict) empty IE or PI=1 or PI=2	√ Note	√ Note	√ Note	√ Note	√ Note	√ Note
19	Diverted-to user has not subscribed COLR						

PIXIT Value	Test number variable	13	14	15	16	17	18
	Diverted-to user information parameters (User C)						
	Notification to the user C in dependency of the combination of PIXIT value	TN&N	NTN&N	NTN&N	TN&N	NTN&N	NTN&N
	Calling CLI presented to diverted-to user	Yes	Yes	Yes	No	No	No
1	Subscription option: Diverting number is released to the diverted-to user: Yes	√		√	√		√
2	Subscription option: Diverting number is released to the diverted-to user: No		√			√	
4	Served user has CLIRp		√	√		√	√
5	Calling user has CLIRt (def=restricted) IE with PI=0	√	√	√			
6	Calling user has CLIRt (def=restricted) empty IE or PI=1 or PI=2				√	√	√

PIXIT Value	Test number variable	13	14	15	16	17	18
	Calling user information parameters (User A)						
	Notification to the user A in dependency of the combination of PIXIT value	Yes	NTN&N	NTN&N	NTN&N	NTN&N	NTN&N
	COLP Number presented (ETSI EN 300 207-1 [12])	Yes	No	No	No	No	No
7	Subscription option: Calling user is notified of diversion: Yes, with diverted-to number						
8	Subscription option: Calling user is notified of diversion: Yes, without diverted-to number	√	√	√	√	√	√
9	Subscription option: Calling user is notified of diversion: No						
10	Served user has COLRp				√		
11	Diverted-to user presentationAllowedIndicator: TRUE (Boolean)	√			√		
12	Diverted-to user presentationAllowedIndicator: FALSE (Boolean)		√			√	
13	Diverted-to user presentationAllowedIndicator: not available, has not received a DivertingLegInformation3			√			√
14	Diverted-to user has COLRp						
15	Diverted-to user has COLRt (def=present) empty IE or PI=0	√ Note	√ Note	√ Note	√ Note	√ Note	√ Note
16	Diverted-to user has COLRt (def=present) IE with PI=1 or PI=2						
17	Diverted-to user has COLRt (def=restrict) IE with PI=0	√ Note	√ Note	√ Note	√ Note	√ Note	√ Note
18	Diverted-to user has COLRt (def=restrict) empty IE or PI=1 or PI=2						
19	Diverted-to user has not subscribed COLR	√ Note	√ Note	√ Note	√ Note	√ Note	√ Note

PIXIT Value	Test number variable	19	20	21	22	23	24
	Diverted-to user information parameters (User C)						
	Notification to the user C in dependency of the combination of PIXIT value	TN&N	NTN&N	NTN&N	TN&N	NTN&N	NTN&N
	Calling CLI presented to diverted-to user	Yes	Yes	Yes	No	No	No
1	Subscription option: Diverting number is released to the diverted-to user: Yes	√		√	√		√
2	Subscription option: Diverting number is released to the diverted-to user: No		√			√	
4	Served user has CLIRp		√	√		√	√
5	Calling user has CLIRt (def=restricted) IE with PI=0	√	√	√			
6	Calling user has CLIRt (def=restricted) empty IE or PI=1 or PI=2				√	√	√

PIXIT Value	Test number variable	19	20	21	22	23	24
	Calling user information parameters (User A)						
	Notification to the user A in dependency of the combination of PIXIT value	Yes	NTN&N	NTN&N	NTN&N	NTN&N	NTN&N
	COLP Number presented (ETSI EN 300 207-1 [12])	No	No	No	No	No	No
7	Subscription option: Calling user is notified of diversion: Yes, with diverted-to number						
8	Subscription option: Calling user is notified of diversion: Yes, without diverted-to number	√	√	√	√	√	√
9	Subscription option: Calling user is notified of diversion: No						
10	Served user has COLRp				√		
11	Diverted-to user presentationAllowedIndicator: TRUE (Boolean)	√			√		
12	Diverted-to user presentationAllowedIndicator: FALSE (Boolean)		√			√	
13	Diverted-to user presentationAllowedIndicator: not available, has not received a DivertingLegInformation3			√			√
14	Diverted-to user has COLRp	√ Note	√ Note	√ Note	√ Note	√ Note	√ Note
15	Diverted-to user has COLRt (def=present) empty IE or PI=0						
16	Diverted-to user has COLRt (def=present) IE with PI=1 or PI=2	√ Note	√ Note	√ Note	√ Note	√ Note	√ Note
17	Diverted-to user has COLRt (def=restrict) IE with PI=0						
18	Diverted-to user has COLRt (def=restrict) empty IE or PI=1 or PI=2	√ Note	√ Note	√ Note	√ Note	√ Note	√ Note
19	Diverted-to user has not subscribed COLR						

PIXIT Value	Test number variable	25	26	27	28	29	30
	Diverted-to user information parameters (User C)						
	Notification to the user C in dependency of the combination of PIXIT value	TN&N	NTN&N	NTN&N	TN&N	NTN&N	NTN&N
	Calling CLI presented to diverted-to user	Yes	Yes	Yes	No	No	No
1	Subscription option: Diverting number is released to the diverted-to user: Yes	√		√	√		√
2	Subscription option: Diverting number is released to the diverted-to user: No		√			√	
4	Served user has CLIRp		√	√		√	√
5	Calling user has CLIRt (def=restricted) IE with PI=0	√	√	√			
6	Calling user has CLIRt (def=restricted) empty IE or PI=1 or PI=2				√	√	√

PIXIT Value	Test number variable	25	26	27	28	29	30
	Calling user information parameters (User A)						
	Notification to the user A in dependency of the combination of PIXIT value	NTN&NN	NTN&NN	NTN&NN	NTN&NN	NTN&NN	NTN&NN
	COLP Number presented (ETSI EN 300 207-1 [12])	No	No	No	No	No	No
7	Subscription option: Calling user is notified of diversion: Yes, with diverted-to number						
8	Subscription option: Calling user is notified of diversion: Yes, without diverted-to number						
9	Subscription option: Calling user is notified of diversion: No	√	√	√	√	√	√
10	Served user has COLRp				√		
11	Diverted-to user presentationAllowedIndicator: TRUE (Boolean)	√			√		
12	Diverted-to user presentationAllowedIndicator: FALSE (Boolean)		√			√	
13	Diverted-to user presentationAllowedIndicator: not available, has not received a DivertingLegInformation3			√			√
14	Diverted-to user has COLRp						
15	Diverted-to user has COLRt (def=present) empty IE or PI=0	√ Note	√ Note	√ Note	√ Note	√ Note	√ Note
16	Diverted-to user has COLRt (def=present) IE with PI=1 or PI=2						
17	Diverted-to user has COLRt (def=restrict) IE with PI=0	√ Note	√ Note	√ Note	√ Note	√ Note	√ Note
18	Diverted-to user has COLRt (def=restrict) empty IE or PI=1 or PI=2						
19	Diverted-to user has not subscribed COLR	√ Note	√ Note	√ Note	√ Note	√ Note	√ Note

PIXIT Value	Test number variable	25	26	27	28	29	30
	Diverted-to user information parameters (User C)						
	Notification to the user C in dependency of the combination of PIXIT value	TN&N	NTN&N	NTN&N	TN&N	NTN&N	NTN&N
	Calling CLI presented to diverted-to user	Yes	Yes	Yes	No	No	No
1	Subscription option: Diverting number is released to the diverted-to user: Yes	√		√	√		√
2	Subscription option: Diverting number is released to the diverted-to user: No		√			√	
4	Served user has CLIRp		√	√		√	√
5	Calling user has CLIRt (def=restricted) IE with PI=0	√	√	√			
6	Calling user has CLIRt (def=restricted) empty IE or PI=1 or PI=2				√	√	√

PIXIT Value	Test number variable	25	26	27	28	29	30
	Calling user information parameters (User A)						
	Notification to the user A in dependency of the combination of PIXIT value	NTN&N	NTN&NN	NTN&NN	NTN&NN	NTN&NN	NTN&NN
	COLP Number presented (ETSI EN 300 207-1 [12])	No	No	No	No	No	No
7	Subscription option: Calling user is notified of diversion: Yes, with diverted-to number						
8	Subscription option: Calling user is notified of diversion: Yes, without diverted-to number						
9	Subscription option: Calling user is notified of diversion: No	√	√	√	√	√	√
10	Served user has COLRp				√		
11	Diverted-to user presentationAllowedIndicator: TRUE (Boolean)	√			√		
12	Diverted-to user presentationAllowedIndicator: FALSE (Boolean)		√			√	
13	Diverted-to user presentationAllowedIndicator: not available, has not received a DivertingLegInformation3			√			√
14	Diverted-to user has COLRp	√ Note	√ Note	√ Note	√ Note	√ Note	√ Note
15	Diverted-to user has COLRt (def=present) empty IE or PI=0						
16	Diverted-to user has COLRt (def=present) IE with PI=1 or PI=2	√ Note	√ Note	√ Note	√ Note	√ Note	√ Note
17	Diverted-to user has COLRt (def=restrict) IE with PI=0						
18	Diverted-to user has COLRt (def=restrict) empty IE or PI=1 or PI=2	√ Note	√ Note	√ Note	√ Note	√ Note	√ Note
19	Diverted-to user has not subscribed COLR						

211112	ISDN ref. to: ETSI EN 300 207-1 [12], clause 10.5	Other relevant references: ETSI TS 183 036 [42], clause 5.2.5 Recommendation ITU-T Q.1912.5 [35], annex B.6 ETSI TS 129 163 [40], clause 7.4.6
TSS reference:	ISDN-ISDN-ISDN/Supplementary_services/rerouteing/TC211112	
Selection criteria:	Call Rerouteing.	
Test purpose:	<p>User A calls user B. To request diversion by partial rerouteing, for a call presented from the public network to the private network, the private network shall send a CallRerouteing invoke component to the public network in a FACILITY message using the procedure described in clause 8.3.1 of ETSI EN 300 196-1 [26].</p> <p>The private network shall send in case of CFU and CFB the Facility information element in a FACILITY message to the public network while in the Proceeding call state (U9) or in the Overlap Receiving call state (U25).</p> <p>The private network shall send in case of CFNR the Facility information element in a FACILITY message to the public network while in the Call Received call state (U7).</p> <p>The public network acts on the call rerouteing invocation request from the private network (NT2) and performs rerouteing towards the indicated address (user C).</p> <p>Ensure that in the case if diversionCounter exceed the allowed size of multiple forwardings the call is released.</p>	
ISDN parameter values:		
Comments:		

211113	ISDN ref. to: ETSI EN 300 207-1 [12], clause 10.5	Other relevant references: ETSI TS 183 036 [42], clause 5.2.5 Recommendation ITU-T Q.1912.5 [35], annex B.6 ETSI TS 129 163 [40], clause 7.4.6
TSS reference:	ISDN-ISDN-ISDN/Supplementary_services/rerouteing/211113	
Selection criteria:	Call Rerouteing.	
Test purpose:	<p>User A calls user B. To request diversion by partial rerouteing, for a call presented from the public network to the private network, the private network shall send a CallRerouteing invoke component to the public network in a FACILITY message using the procedure described in clause 8.3.1 of ETSI EN 300 196-1 [26].</p> <p>The private network shall send in case of CFU and CFB the Facility information element in a FACILITY message to the public network while in the Proceeding call state (U9) or in the Overlap Receiving call state (U25).</p> <p>The private network shall send in case of CFNR the Facility information element in a FACILITY message to the public network while in the Call Received call state (U7).</p> <p>The public network acts on the call rerouteing invocation request from the private network (NT2) and performs rerouteing towards the indicated address (user C).</p> <p>Ensure that in the case when the user C in busy, the call is released correctly.</p>	
ISDN parameter values:		
Comments:		

6.2.2.11.2.2 Presentation of a diverted call from a private ISDN to the public ISDN

6.2.2.11.2.2.1 Global overview

The following clause gives a general overview where a diverted call from a private ISDN is diverted to the public ISDN.

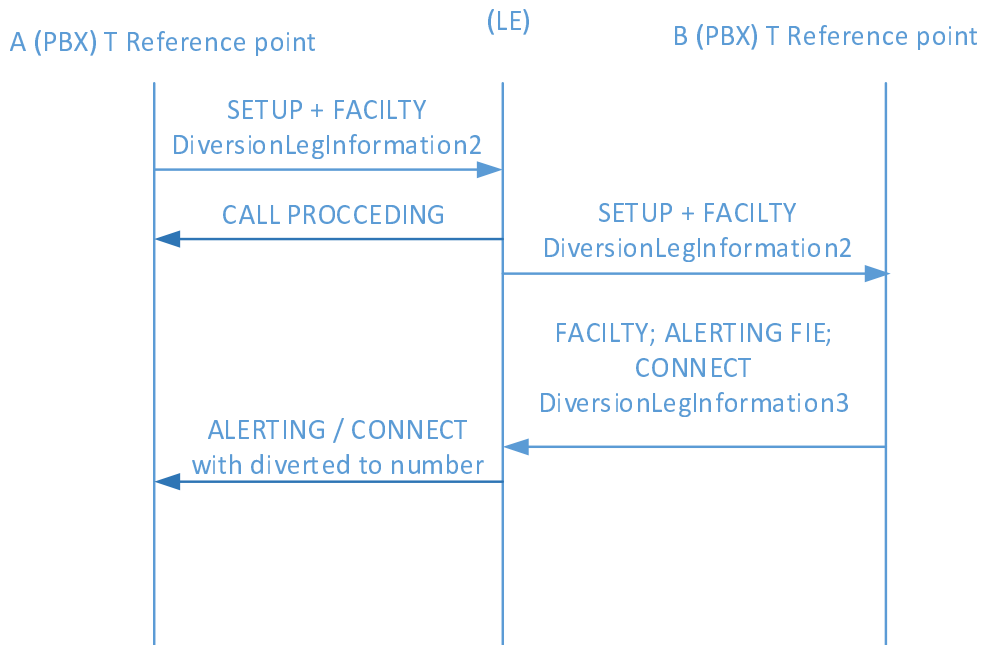


Figure 4: Call flow of a diverted call from a private ISDN to the public ISDN (option a)

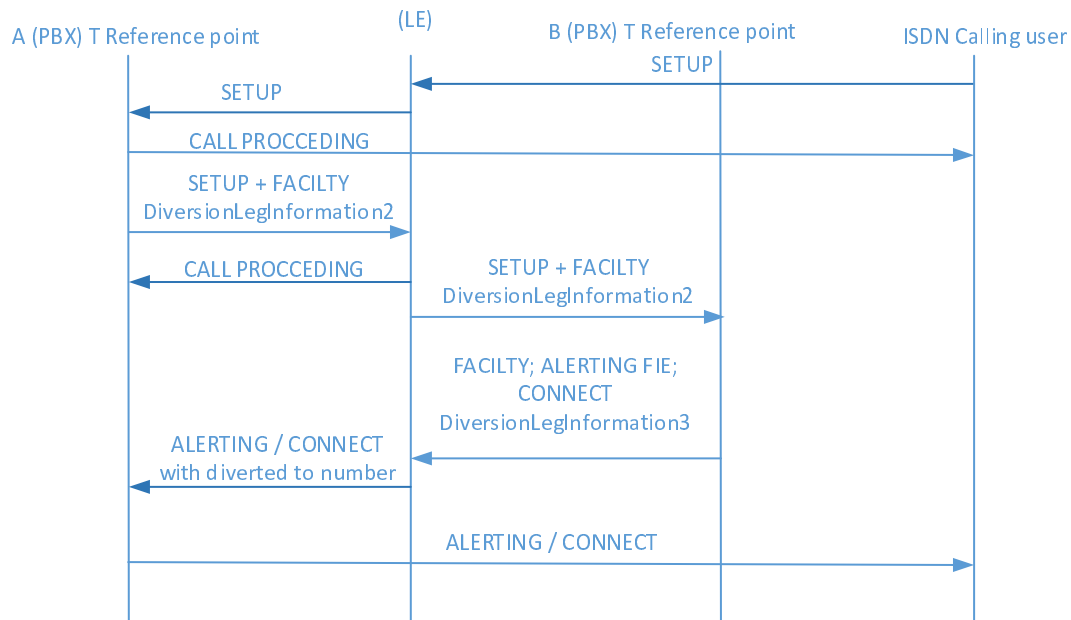


Figure 5: Call flow of a diverted call from a private ISDN to the public ISDN (option b)

6.2.2.11.2.2 Forwarding user and the forwarded-to user have a T reference point

211114	ISDN ref. to: ETSI EN 300 207-1 [12], clause 10.4	Other relevant references: ETSI TS 183 036 [42], clause 5.2.5 Recommendation ITU-T Q.1912.5 [35], annex B.6 ETSI TS 129 163 [40], clause 7.4.6
TSS reference:	ISDN-ISDN-ISDN/Supplementary_services/rerouteing/TC211114	
Selection criteria:	Forwarding user and the forwarded-to user have a T reference point.	
Test purpose:	<p>If a diverted call is presented from a private ISDN to the public ISDN, then the SETUP message sent from the private network to the public network shall contain a Facility information element including a DivertingLegInformation2 invoke component using the procedure described in clause 8.3.1.1 of ETSI EN 300 196-1 [26].</p> <p>The type of number PIXIT parameter values for the divertingNr are defined in table 17.</p> <p>Ensure that the IUT in the Null call state N00, on receipt of a SETUP message containing a DiversionLegInformation2 invoke component in the Facility information element, continues normal call handling at the calling side and delivers the DiversionLegInformation2 to the called ISDN user.</p> <p>If the FACILITY message is returned with a DivertingLegInformation3 that indicates in the presentationAllowedIndicator parameter if presentation of the diverted-to user's ISDN number to the calling user is allowed, the information shall be delivered to the calling user depending of the settings of the network.</p> <p>Ensure that the Diverted-to user information parameters and Calling user information parameters are correctly mapped according to the table 18.</p>	

Table 17: Type of number PIXIT Values: divertingNr

PIXIT VALUE	divertingNr	originalCalledNr
1	unknown (0),	unknown (0),
2	internationalNumber (1),	internationalNumber (1),
3	nationalNumber (2),	nationalNumber (2),
4	networkSpecificNumber (3),	networkSpecificNumber (3),
5	subscriberNumber (4),	subscriberNumber (4),
6	abbreviatedNumber (6).	abbreviatedNumber (6).
NOTE:	All combinations implied.	

Table 18: Overview of Call Rerouting parameters when the forwarding user has a T reference point, the diverted-to user the T Interface

PIXIT Value	Test number variable	1	2	3	4	5	6	7	8	9
	Calling user information parameters (User A)									
	Notification to the user B in dependency of the combination of PIXIT value (Calling party number, DivertingNr)	CLIP Nr. = No DivertingNr. = Yes Original CalledNr = yes	CLIP Nr. = Yes Diverting Nr. = No Original CalledNr = No	CLIP Nr. = Yes Diverting Nr. = No Original CalledNr = No	CLIP Nr. = Default Nr. Diverting Nr. = No Original CalledNr = No	CLIP Nr. = Yes Diverting Nr. = No Original CalledNr = No	CLIP Nr. = Yes Diverting Nr. = Yes Original CalledNr = Yes	CLIP Nr. = No Diverting Nr. = No Original CalledNr = No	CLIP Nr. = No Diverting Nr. = No Original CalledNr = No	CLIP Nr. = No Diverting Nr. = No Original CalledNr = No
	SETUP									
1	Calling Party number (CLI+DDI)	√	√	√	-	√	√	√	√	√
	DiversionLegInformation2									
2	DivertingNr									
2a	Presentation allowed	√					√			
2b	Presentation restricted		√					√	√	√
2c	Number not available due to interworking			√						
2d	Presentation restricted number				√					
3	originalCalledNr (1 < diversion counter < 6)									
3a	Presentation allowed	√					√			
3b	Presentation restricted		√					√	√	√
3c	Number not available due to interworking			√						
3d	Presentation restricted number				√					
	CLIR									
4	CLIRp	√						√	√	√
5	CLIRt (def. presented)		√	√	√	√	√			

PIXIT Value	Test number variable	1	2	3	4	5	6	7	8	9
	Diverted-to user information parameters (User C)									
	Notification to calling private PBX (A) in dependency of the combination of PIXIT value (the presentation of the COLP, diverting information)	COLP Nr. = yes Div to Nr. = Yes	COLP Nr. = yes Div to Nr. = No	COLP Nr. = No Div to Nr. = No	COLP Nr. = No Div to Nr. = No	COLP Nr. = No Div to Nr. = No	COLP Nr. = yes Div to Nr. = No	COLP Nr. = yes Div to Nr. = Yes	COLP Nr. = No Div to Nr. = No	COLP Nr. = No Div to Nr. = No
	DivertingLegInformation3 presentationAllowedIndicator:									
6	TRUE	√						√		√
7	FALSE		√	√	√	√	√		√	
8	Diverted-to user has COLRp								√	√
9	Diverted-to user has COLRt (def=present) empty IE or PI=0	√	√							
10	Diverted-to user has COLRt (def=present) IE with PI=1 or PI=2			√						
11	Diverted-to user has COLRt (def=restrict) IE with PI=0				√					
12	Diverted-to user has COLRt (def=restrict) empty IE or PI=1 or PI=2					√				
13	User B has not subscribed COLR						√	√		

211115	ISDN ref. to: ETSI EN 300 207-1 [12], clause 10.4	Other relevant references: ETSI TS 183 036 [42], clause 5.2.5 Recommendation ITU-T Q.1912.5 [35], annex B.6 ETSI TS 129 163 [40], clause 7.4.6
TSS reference:	ISDN-ISDN-ISDN/Supplementary_services/rerouteing/211115	
Selection criteria:	Forwarding user and the forwarded-to user have a T reference point.	
Test purpose:	<p>If a diverted call is presented from a private ISDN to the public ISDN, then the SETUP message sent from the private network to the public network shall contain a Facility information element including a DivertingLegInformation2 invoke component using the procedure described in clause 8.3.1.1 of ETSI EN 300 196-1 [26].</p> <p>The type of number PIXIT parameter values for the divertingNr are defined in table 17.</p> <p>Ensure that the IUT in the Null call state N00, on receipt of a SETUP message containing a DiversionLegInformation2 invoke component in the Facility information element, continues normal call handling at the calling side and delivers the DiversionLegInformation2 to the called ISDN user.</p> <p>If the ALERTING message is returned with a DivertingLegInformation3 that indicates in the presentationAllowedIndicator parameter if presentation of the diverted-to user's ISDN number to the calling user is allowed, the information shall be delivered to the calling user depending of the settings of the network.</p> <p>Ensure that the Diverted-to user information parameters and Calling user information parameters are correctly mapped according to the table 18.</p>	

211116	ISDN ref. to: ETSI EN 300 207-1 [12], clause 10.4	Other relevant references: ETSI TS 183 036 [42], clause 5.2.5 Recommendation ITU-T Q.1912.5 [35], annex B.6 ETSI TS 129 163 [40], clause 7.4.6
TSS reference:	ISDN-ISDN-ISDN/Supplementary_services/rerouteing/211116	
Selection criteria:	Forwarding user and the forwarded-to user have a T reference point.	
Test purpose:	<p>If a diverted call is presented from a private ISDN to the public ISDN, then the SETUP message sent from the private network to the public network shall contain a Facility information element including a DivertingLegInformation2 invoke component using the procedure described in clause 8.3.1.1 of ETSI EN 300 196-1 [26].</p> <p>The type of number PIXIT parameter values for the divertingNr are defined in table 17.</p> <p>Ensure that the IUT in the Null call state N00, on receipt of a SETUP message containing a DiversionLegInformation2 invoke component in the Facility information element, continues normal call handling at the calling side and delivers the DiversionLegInformation2 to the called ISDN user.</p> <p>If the CONNECT message is returned with a DivertingLegInformation3 that indicates in the presentationAllowedIndicator parameter if presentation of the diverted-to user's ISDN number to the calling user is allowed, the information shall be delivered to the calling user depending of the settings of the network.</p> <p>Ensure that the Diverted-to user information parameters and Calling user information parameters are correctly mapped according to the table 18.</p>	

211117	ISDN ref. to: ETSI EN 300 207-1 [12], clause 10.4	Other relevant references: ETSI TS 183 036 [42], clause 5.2.5 Recommendation ITU-T Q.1912.5 [35], annex B.6 ETSI TS 129 163 [40], clause 7.4.6
TSS reference:	ISDN-ISDN-ISDN/Supplementary_services/rerouteing/211117	
Selection criteria:	Forwarding user and the forwarded-to user have a T reference point.	
Test purpose:	<p>If a diverted call is presented from a private ISDN to the public ISDN, then the SETUP message sent from the private network to the public network shall contain a Facility information element including a DivertingLegInformation2 invoke component using the procedure described in clause 8.3.1.1 of ETSI EN 300 196-1 [26].</p> <p>The type of number PIXIT parameter values for the divertingNr are defined in table 17.</p> <p>Ensure that the IUT in the Null call state N00, on receipt of a SETUP message containing a DiversionLegInformation2 invoke component in the Facility information element, continues normal call handling at the calling side and delivers the DiversionLegInformation2 to the called ISDN user.</p> <p>If no DivertingLegInformation3 is received from the called user, diverted-to number should be treated as restricted.</p>	

6.2.2.11.2.2.3 Forwarding user have a T reference point, and the forwarded-to user S/T reference point

211118	ISDN ref. to: ETSI EN 300 207-1 [12], clause 10.4	Other relevant references: ETSI TS 183 036 [42], clause 5.2.5 Recommendation ITU-T Q.1912.5 [35], annex B.6 ETSI TS 129 163 [40], clause 7.4.6
TSS reference:	ISDN-ISDN-ISDN/Supplementary_services/rerouteing/211118	
Selection criteria:	Forwarding user have a T reference point, and the forwarded-to user S/T reference point.	
Test purpose:	<p>If a diverted call is presented from a private ISDN to the public ISDN, then the SETUP message sent from the private network to the public network shall contain a Facility information element including a DivertingLegInformation2 invoke component using the procedure described in clause 8.3.1.1 of ETSI EN 300 196-1 [26].</p> <p>The type of number PIXIT parameter values for the divertingNr are defined in table 19.</p> <p>Ensure that the Diverted-to user information parameters and Calling user information parameters are correctly mapped according to the table 20.</p>	

Table 19: Type of number PIXIT Values: divertingNr

PIXIT VALUE	divertingNr	originalCalledNr
1	unknown (0),	unknown (0),
2	internationalNumber (1),	internationalNumber (1),
3	nationalNumber (2),	nationalNumber (2),
4	networkSpecificNumber (3),	networkSpecificNumber (3),
5	subscriberNumber (4),	subscriberNumber (4),
6	abbreviatedNumber (6).	abbreviatedNumber (6).
NOTE: All combinations implied		

Table 20: Overview of Call Rerouting parameters when the forwarding user has a T reference point, the diverted-to user the S/T Interface

PIXIT Value	Test number variable	1	2	3	4	5	6	7
	Calling user information parameters (User A)							
	Notification to the user B in dependency of the combination of PIXIT value (Calling party number, DivertingNr)	CLIP Nr. = No DivertingNr. = Yes Original CalledNr = yes	CLIP Nr. = Yes Diverting Nr. = No Original CalledNr = No	CLIP Nr. = Yes Diverting Nr. = No Original CalledNr = No	CLIP Nr. = Default Nr. Diverting Nr. = No Original CalledNr = No	CLIP Nr. = Yes Diverting Nr. = No Original CalledNr = No	CLIP Nr. = Yes Diverting Nr. = Yes Original CalledNr = Yes	CLIP Nr. = No Diverting Nr. = No Original CalledNr = No
	SETUP							
1	Calling Party number (CLI+DDI)	√	√	√	-	√	√	√
	DiversionLegInformation2							
2	DivertingNr							
2a	Presentation allowed	√					√	
2b	Presentation restricted		√					√
2c	Number not available due to interworking			√				
2d	Presentation restricted number				√			
3	originalCalledNr (2 < diversion counter < 6)							
3a	Presentation allowed	√					√	
3b	Presentation restricted		√					√
3c	Number not available due to interworking			√				
3d	Presentation restricted number				√			
	CLIR							
4	CLIRp	√						√
5	CLIRt (def. presented)		√	√	√	√	√	

PIXIT Value	Test number variable	1	2	3	4	5	6	7
	Diverted-to user information parameters (User C)							
	Notification to calling private PBX (A) in dependency of the combination of PIXIT value (the presentation of the COLP)	COLP Nr. = yes	COLP Nr. = No	COLP Nr. = yes	COLP Nr. = No	COLP Nr. = Yes	COLP Nr. = No	COLP Nr. = No
		Div to Nr. = Yes	Div to Nr. = No	Div to Nr. = Yes	Div to Nr. = No	Div to Nr. = Yes	Div to Nr. = No	Div to Nr. = No
	COLRp						√	√
6	Diverted-to user has COLRt (def=present) empty IE or PI=0	√						
7	Diverted-to user has COLRt (def=present) IE with PI=1 or PI=2		√					
8	Diverted-to user has COLRt (def=restrict) IE with PI=0			√				
9	Diverted-to user has COLRt (def=restrict) empty IE or PI=1 or PI=2				√			
10	User B has not subscribed COLR					√		

6.2.2.11.2.3 Procedures where a call from the public ISDN is diverted within or beyond the private ISDN

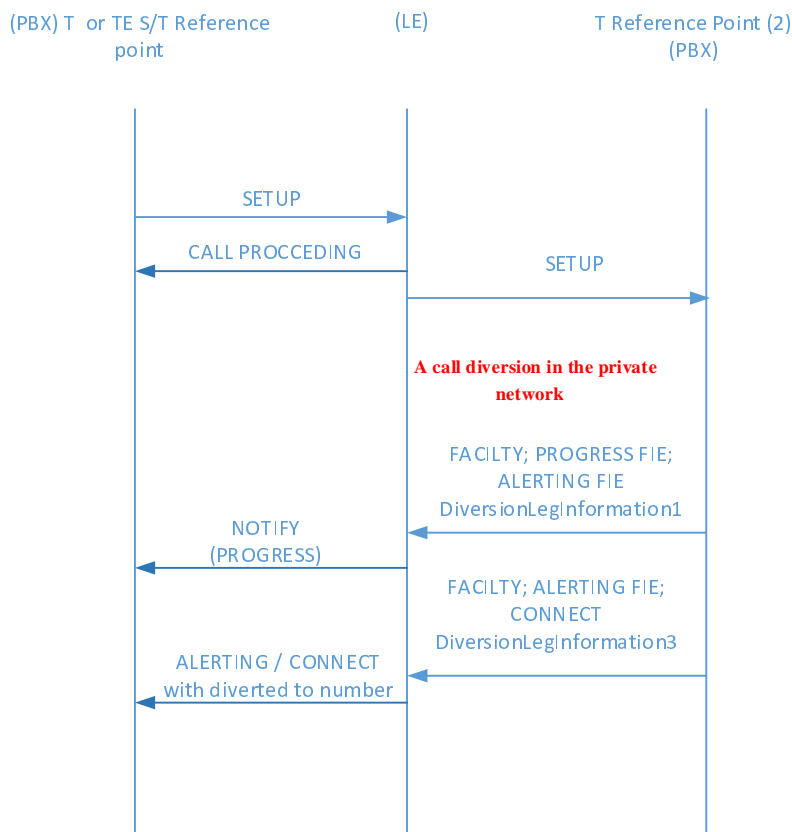


Figure 6: Procedures where a call from the public ISDN is diverted within or beyond the private ISDN

211119	ISDN ref. to: ETSI EN 300 207-1 [12], clause 10.1	Other relevant references: ETSI TS 183 036 [42], clause 5.2.5 Recommendation ITU-T Q.1912.5 [35], annex B.6 ETSI TS 129 163 [40], clause 7.4.6
TSS reference:	ISDN-ISDN-ISDN/Supplementary_services/rerouting/211119	
Selection criteria:	Procedures where a call from the public ISDN is diverted within or beyond the private ISDN.	
Test purpose:	<p>Where a call offered by the public network to the private network is diverted within or beyond the private network, the private network shall send a DivertingLegInformation1 invoke component, to the public network in a FACILITY, PROGRESS or ALERTING message using the procedure described in clause 8.3.1.1 of ETSI EN 300 196-1 [26].</p> <p>Ensure that the IUT in the Call State defined in table 21, on receipt of a message containing a Facility information element with a DivertingLegInformation1 invoke component, and the private network sends a DivertingLegInformation3 invoke component in a FACILITY, ALERTING: or CONNECT message, takes appropriate action depending on the contents of the messages.</p> <p>Table 22 gives an overview of Call Rerouting parameters when the forwarding user and the forwarded to user have a T reference point.</p>	

**Table 21: DivertingLegInformation1 and
DivertingLegInformation3 IE in dependency of the call states**

PIXIT	DivertingLegInformation1		DivertingLegInformation3		
	MESSAGE	CALL STATE	MESSAGE		
1	FACILITY	6	FACILITY		
2	FACILITY			ALERTING	
3	FACILITY				CONNECT
4	FACILITY	7	FACILITY	-	
5	FACILITY	7		-	CONNECT
6	FACILITY	9	FACILITY		
7	FACILITY	9		ALERTING	
8	FACILITY	9			CONNECT
9	FACILITY	25	FACILITY		
10	FACILITY	25		ALERTING	
11	FACILITY	25			CONNECT
12	PROGRESS	7	FACILITY	-	
13	PROGRESS	7		-	CONNECT
14	PROGRESS	9	FACILITY		
15	PROGRESS	9		ALERTING	
16	PROGRESS	9			CONNECT
17	ALERTING	6	-	-	CONNECT
18	ALERTING	9	-	-	CONNECT
19	CONNECT	9	-	-	CONNECT
20	CONNECT	7	-	-	CONNECT
21	CONNECT	6	-	-	CONNECT

	No transmission of numbers, nor notifications	NTN&NN
	No transmission of numbers, notifications	NTN&N
	transmission of numbers and notifications	TN&N

Table 22: Overview of Call Rerouting parameters for End-to End tests when the forwarding user and the forwarded to user have a T reference point

PIXIT Value	Test number variable	1	2	3	4	5	6	7	8	9	10
	Calling user information parameters (User A)										
	Notification to the user A in dependency of the combination of PIXIT value	TN&N	NTN&N	NTN&N	NTN&N	NTN&N	NTN&N	NTN&NN	NTN&NN	NTN&NN	NTN&N
1	Subscription option: Calling user is notified of diversion: Yes, with diverted-to number	√	√	√	√	√	√	√	√	√	√
2	Subscription option: Calling user is notified of diversion: Yes, without diverted-to number										
3	Subscription option: Calling user is notified of diversion: No										
4	Served user - subscriptionOption parameter: "calling user is notified of diversion" notificationWithDivertedToNr	√	√	√							√
5	Served user - subscriptionOption parameter: "calling user is notified of diversion" notificationWithoutDivertedToNr				√	√	√				
6	Served user - noNotification (0)							√	√	√	
7	User within or beyond the private network, DivertingLegInformation3 presentationAllowedIndicator: TRUE (Boolean)	√			√			√			
8	User within or beyond the private network, DivertingLegInformation3 presentationAllowedIndicator: FALSE (Boolean)		√			√			√		√
9	User within or beyond the private network, DivertingLegInformation3 User presentationAllowedIndicator: not available, has not received a DivertingLegInformation3 invoke component			√			√			√	
10	Diverted-to user has COLRp										
11	Diverted-to user has COLRt (def=present) empty IE or PI=0	√ Note	√ Note	√ Note	√ Note	√ Note	√ Note	√ Note	√ Note	√ Note	√ Note
12	Diverted-to user has COLRt (def=present) IE with PI=1 or PI=2										
13	Diverted-to user has COLRt (def=restrict) IE with PI=0	√ Note	√ Note	√ Note	√ Note	√ Note	√ Note	√ Note	√ Note	√ Note	√ Note
14	Diverted-to user has COLRt (def=restrict) empty IE or PI=1 or PI=2										
15	Diverted-to user has not subscribed COLR	√ Note	√ Note	√ Note	√ Note	√ Note	√ Note	√ Note	√ Note	√ Note	√ Note

PIXIT Value	Test number variable	11	12	13	14	15	16	17	18	19
	Calling user information parameters (User A)									
	Notification to the user A in dependency of the combination of PIXIT value	NTN&N	NTN&N	NTN&N	NTN&N	NTN&N	NTN&N	NTN&NN	NTN&NN	NTN&NN
1	Subscription option: Calling user is notified of diversion: Yes, with diverted-to number	√	√	√	√	√	√	√	√	√
2	Subscription option: Calling user is notified of diversion: Yes, without diverted-to number									
3	Subscription option: Calling user is notified of diversion: No									
4	Served user - subscriptionOption parameter: "calling user is notified of diversion" notificationWithDivertedToNr	√	√	√						
5	Served user - subscriptionOption parameter: "calling user is notified of diversion" notificationWithoutDivertedToNr				√	√	√			
6	Served user - noNotification (0)							√	√	√
7	User within or beyond the private network, DivertingLegInformation3 presentationAllowedIndicator: TRUE (Boolean)	√			√			√		
8	User within or beyond the private network, DivertingLegInformation3 presentationAllowedIndicator: FALSE (Boolean)		√			√			√	
9	User within or beyond the private network, DivertingLegInformation3 User presentationAllowedIndicator: not available, has not received a DivertingLegInformation3 invoke component			√			√			√
10	Diverted-to user has COLRp	√ Note	√ Note	√ Note	√ Note	√ Note	√ Note	√ Note	√ Note	√ Note
11	Diverted-to user has COLRt (def=present) empty IE or PI=0									
12	Diverted-to user has COLRt (def=present) IE with PI=1 or PI=2	√ Note	√ Note	√ Note	√ Note	√ Note	√ Note	√ Note	√ Note	√ Note
13	Diverted-to user has COLRt (def=restrict) IE with PI=0									
14	Diverted-to user has COLRt (def=restrict) empty IE or PI=1 or PI=2	√ Note	√ Note	√ Note	√ Note	√ Note	√ Note	√ Note	√ Note	√ Note
15	Diverted-to user has not subscribed COLR									

PIXIT Value	Test number variable	20	21	22	23	24	25	26	27	28
	Calling user information parameters (User A)									
	Notification to the user A in dependency of the combination of PIXIT value	NTN&N	NTN&N	NTN&N	NTN&N	NTN&N	NTN&N	NTN&NN	NTN&NN	NTN&NN
1	Subscription option: Calling user is notified of diversion: Yes, with diverted-to number									
2	Subscription option: Calling user is notified of diversion: Yes, without diverted-to number									
3	Subscription option: Calling user is notified of diversion: No	√	√	√	√	√	√	√	√	√
4	Served user - subscriptionOption parameter: "calling user is notified of diversion" notificationWithDivertedToNr	√	√	√						
5	Served user - subscriptionOption parameter: "calling user is notified of diversion" notificationWithoutDivertedToNr				√	√	√			
6	Served user - noNotification (0)							√	√	√
7	User within or beyond the private network, DivertingLegInformation3 presentationAllowedIndicator: TRUE (Boolean)	√			√			√		
8	User within or beyond the private network, DivertingLegInformation3 presentationAllowedIndicator: FALSE (Boolean)		√			√			√	
9	User within or beyond the private network, DivertingLegInformation3 User presentationAllowedIndicator: not available, has not received a DivertingLegInformation3 invoke component			√			√			√
10	Diverted-to user has COLRp	√ Note	√ Note	√ Note	√ Note	√ Note	√ Note	√ Note	√ Note	√ Note
11	Diverted-to user has COLRt (def=present) empty IE or PI=0									
12	Diverted-to user has COLRt (def=present) IE with PI=1 or PI=2	√ Note	√ Note	√ Note	√ Note	√ Note	√ Note	√ Note	√ Note	√ Note
13	Diverted-to user has COLRt (def=restrict) IE with PI=0									
14	Diverted-to user has COLRt (def=restrict) empty IE or PI=1 or PI=2	√ Note	√ Note	√ Note	√ Note	√ Note	√ Note	√ Note	√ Note	√ Note
15	Diverted-to user has not subscribed COLR or has COLP (no user rights)									
NOTE: One of the following options are possible.										

6.2.2.12 CFB

6.2.2.12.1 Signalling procedures at the coincident S and T reference point

6.2.2.12.1.1 Signalling procedures between ISDN-ISDN-ISDN

The combinations CFB ISDN-SIP-ISDN, ISDN-SIP-SIP and ISDN-ISDN-SIP are described in clause 6 of ETSI TS 186 001-1 [45].

USER B and C have S/T Interfaces.

211201	ISDN ref. to: ETSI EN 300 207-1 [12], clauses 6.1, 9.2.2 and 9.2.5	Other relevant references: ETSI TS 183 036 [42], clause 5.2.5 Recommendation ITU-T Q.1912.5 [35], annex B.6 ETSI TS 129 163 [40], clause 7.4.6
TSS reference:	ISDN-ISDN-ISDN/Supplementary_services/CFB/211201	
Selection criteria:	The user A and the user C are in network N1. The user B is in network N2 and is provided with CFB- UDUB	
Test purpose:	Ensure that when user A calls user B, the call is forwarded to user C. Ensure that the Diverted-to user information parameters and Calling user information parameters are correctly mapped according to table 10.	
Parameter values:	BC = PIXIT, CF active	
Comments:		

211201A	ISDN ref. to: ETSI EN 300 207-1 [12], clauses 6.1, 9.2.2 and 9.2.5	Other relevant references: ETSI TS 183 036 [42], clause 5.2.5 Recommendation ITU-T Q.1912.5 [35], annex B.6 ETSI TS 129 163 [40], clause 7.4.6
TSS reference:	ISDN-ISDN-ISDN/Supplementary_services/CFB/211201A	
Selection criteria:	The user A and the user C are in network N1. The user B is in network N2 and is provided with CFB- NDUB	
Test purpose:	Ensure that when user A calls user B, the call is forwarded to user C. Ensure that the Diverted-to user information parameters and Calling user information parameters are correctly mapped according to table 10.	
Parameter values:	BC = PIXIT, CF active	
Comments:		

211202	ISDN ref. to: ETSI EN 300 207-1 [12], clauses 9.2.2 and 9.2.5	Other relevant references: ETSI TS 183 036 [42], clause 5.2.5 Recommendation ITU-T Q.1912.5 [35], annex B.6 ETSI TS 129 163 [40], clause 7.4.6
TSS reference:	ISDN-ISDN-ISDN/Supplementary_services/CFB/211202	
ISDN selection criteria:		
Test purpose:	To verify that a call is released correctly if CFB was not successful if the diverted-to user is busy.	
ISDN parameter values:	CFB active	
Comments:		

6.2.2.12.1.1 Signalling procedures between ISDN and PSTN

211203	ISDN ref. to: ETSI EN 300 207-1 [12], clauses 6.1, 9.2.2 and 9.2.5	Other relevant references: ETSI TS 183 036 [42], clause 5.2.5 Recommendation ITU-T Q.1912.5 [35], annex B.6 ETSI TS 129 163 [40], clause 7.4.6
TSS reference:	ISDN-ISDN-PSTN/Supplementary_services/CFB/211203	
Selection criteria:	The user A and the user C are in network N1. The user B is in network N2 and is provided with CFB-UDUB.	
Test purpose:	Ensure that when user A calls user B, the call is forwarded to user C. Ensure that the Diverted-to user information parameters and Calling user information parameters are correctly mapped according to the table 11.	
Parameter values:	BC = PIXIT, CF active	
Comments:		

211204	ISDN ref. to: ETSI EN 300 207-1 [12], clauses 6.1, 9.2.2 and 9.2.5	Other relevant references: ETSI TS 183 036 [42], clause 5.2.5 Recommendation ITU-T Q.1912.5 [35], annex B.6 ETSI TS 129 163 [40], clause 7.4.6
TSS reference:	ISDN-ISDN-PSTN/Supplementary_services/CFB/211204	
Selection criteria:	The user A and the user C are in network N1. The user B is in network N2 and is provided with CFB-NDUB	
Test purpose:	Ensure that when user A calls user B, the call is forwarded to user C. Ensure that the Diverted-to user information parameters and Calling user information parameters are correctly mapped according to the table 11.	
Parameter values:	BC = PIXIT, CF active	
Comments:		

211205	ISDN ref. to: ETSI EN 300 207-1 [12], clauses 9.2.2 and 9.2.5	Other relevant references: ETSI TS 183 036 [42], clause 5.2.5 Recommendation ITU-T Q.1912.5 [35], annex B.6 ETSI TS 129 163 [40], clause 7.4.6
TSS reference:	ISDN-ISDN-PSTN/Supplementary_services/CFB/211205	
ISDN selection criteria:		
Test purpose:	To verify that a call is released correctly if CFB was not successful if the diverted-to user is busy.	
ISDN parameter values:	CFB active	
Comments:		

6.2.2.12.1.2 Procedures for interworking with private ISDNs

See clause 6.2.2.11.1.

6.2.2.13 CFNR

6.2.2.13.1 Signalling procedures at the coincident S and T reference point

6.2.2.13.1.0 Signalling procedures between ISDN-ISDN-ISDN

The combinations CFU ISDN-SIP-ISDN, ISDN-SIP-SIP and ISDN-ISDN-SIP are described in clause 6 of ETSI TS 186 001-1 [45].

USER B and C have S/T Interfaces.

211301	ISDN ref. to: ETSI EN 300 207-1 [12], clauses 6.1, 9.2.2 and 9.2.5	Other relevant references: ETSI TS 183 036 [42], clause 5.2.5 Recommendation ITU-T Q.1912.5 [35], annex B.6 ETSI TS 129 163 [40], clause 7.4.6
TSS reference:	ISDN-ISDN-ISDN/Supplementary_services/CFNR/211301	
Selection criteria:	The user A and the user C are in network N1. The user B is in network N2 and is provided with CFNR (option A, late release).	
Test purpose:	Ensure that when user A calls user B, the call is forwarded to user C. Ensure that the Diverted-to user information parameters and Calling user information parameters are correctly mapped according to table 10.	
Parameter values:	BC = PIXIT, CF active	
Comments:		

211302	ISDN ref. to: ETSI EN 300 207-1 [12], clauses 6.1, 9.2.2 and 9.2.5	Other relevant references: ETSI TS 183 036 [42], clause 5.2.5 Recommendation ITU-T Q.1912.5 [35], annex B.6 ETSI TS 129 163 [40], clause 7.4.6
TSS reference:	ISDN-ISDN-ISDN/Supplementary_services/CFNR/211302	
Selection criteria:	The user A and the user C are in network N1. The user B is in network N2 and is provided with CFNR (option B, immediate release)	
Test purpose:	Ensure that when user A calls user B, the call is forwarded to user C. Ensure that the Diverted-to user information parameters and Calling user information parameters are correctly mapped according to the table 10.	
Parameter values:	BC = PIXIT, CF active	
Comments:		

211303	ISDN ref. to: ETSI EN 300 207-1 [12], clauses 9.2.2 and 9.2.5	Other relevant references: ETSI TS 183 036 [42], clause 5.2.5 Recommendation ITU-T Q.1912.5 [35], annex B.6 ETSI TS 129 163 [40], clause 7.4.6
TSS reference:	ISDN-ISDN-ISDN/Supplementary_services/CFNR/TC211303	
ISDN selection criteria:		
Test purpose:	To verify that a call is released correctly if CFNR was not successful if the diverted-to user is busy.	
ISDN parameter values:	CFNR active	
Comments:		

6.2.2.13.1.1 Signalling procedures between ISDN-ISDN-PSTN

211304	ISDN ref. to: ETSI EN 300 207-1 [12], clauses 6.1, 9.2.2 and 9.2.5	Other relevant references: ETSI TS 183 036 [42], clause 5.2.5 Recommendation ITU-T Q.1912.5 [35], annex B.6 ETSI TS 129 163 [40], clause 7.4.6
TSS reference:	ISDN-ISDN-PSTN/Supplementary_services/CFNR/211304	
Selection criteria:	The user A and the user C are in network N1. The user B is in network N2 and is provided with CFNR (option A, late release).	
Test purpose:	Ensure that when user A calls user B, the call is forwarded to user C. Ensure that the Diverted-to user information parameters and Calling user information parameters are correctly mapped according to the table 11.	
Parameter values:	BC = PIXIT, CF active	
Comments:		

211305	ISDN ref. to: ETSI EN 300 207-1 [12], clauses 6.1, 9.2.2 and 9.2.5	Other relevant references: ETSI TS 183 036 [42], clause 5.2.5 Recommendation ITU-T Q.1912.5 [35], annex B.6 ETSI TS 129 163 [40], clause 7.4.6
TSS reference:	ISDN-ISDN-PSTN/Supplementary_services/CFNR/211305	
Selection criteria:	The user A and the user C are in network N1. The user B is in network N2 and is provided with CFNR (option B, immediate release)	
Test purpose:	Ensure that when user A calls user B, the call is forwarded to user C. Ensure that the Diverted-to user information parameters and Calling user information parameters are correctly mapped according to the table 11.	
Parameter values:	BC = PIXIT, CF active	
Comments:		

211306	ISDN ref. to: ETSI EN 300 207-1 [12], clauses 9.2.2 and 9.2.5	Other relevant references: ETSI TS 183 036 [42], clause 5.2.5 Recommendation ITU-T Q.1912.5 [35], annex B.6 ETSI TS 129 163 [40], clause 7.4.6
TSS reference:	ISDN-ISDN-PSTN/Supplementary_services/CFNR/211306	
ISDN selection criteria:		
Test purpose:	To verify that a call is released correctly if CFNR was not successful if the diverted-to user is busy.	
ISDN parameter values:	CFNR active	
Comments:		

6.2.2.13.2 Procedures for interworking with private ISDNs

See clause 6.2.2.11.1.

6.2.2.14 CD

211401	ISDN reference to: ETSI EN 300 207-1 [12], clauses 9.2.2, 9.2.4.5 and 9.2.5	Other relevant references: ETSI TS 183 036 [42], clause 5.2.5 Recommendation ITU-T Q.1912.5 [35], annex B.6 ETSI TS 129 163 [40], clause 7.4.6
TSS reference:	ISDN-ISDN-ISDN/Supplementary_services/CD/211401	
Selection criteria:	CD; Network provider option "served user call retention on invocation of diversion" is "clear call on invocation". The user A and the user C are in network N1. The user B is in network N2 and is provided with CD ("calling user is notified of call diversion" = Yes, with diverted-to number, "diverting number is released to the diverted-to user" = Yes).	
Test purpose:	Ensure that when user A calls user B and user B invoke CD (with the address of user C) during the Call Received call state N07, the call is deflected to user C, user A is notified of call diversion and informed of the diverted-to number (user C has presentation allowed - no COLR) and user C is informed of the forwarding number (user B has presentation allowed).	
Parameter values:	BC = PIXIT	
Comments:		

211402	ISDN reference to: ETSI EN 300 207-1 [12], clauses 9.2.2, 9.2.4.5 and 9.2.5	Other relevant references: ETSI TS 183 036 [42], clause 5.2.5 Recommendation ITU-T Q.1912.5 [35], annex B.6 ETSI TS 129 163 [40], clause 7.4.6
TSS reference:	ISDN-ISDN-ISDN/Supplementary_services/CD/211402	
Selection criteria:	CD; Network provider option "served user call retention on invocation of diversion" is "clear call on invocation". The user A and the user C are in network N1. The user B is in network N2 and is provided with CD ("calling user is notified of call diversion" = No, with diverted-to number, "diverting number is released to the diverted-to user" = No).	
Test purpose:	Ensure that when user A calls user B and user B invoke CD (with the address of user C) during the Call Received call state N07, the call is deflected to user C, user A is notified of call diversion and not informed of the diverted-to number and user C is not informed of the forwarding number.	
Parameter values:	BC = PIXIT	
Comments:		

211403	ISDN reference to: ETSI EN 300 207-1 [12], clauses 9.2.2, 9.2.4.5 and 9.2.5	Other relevant references: ETSI TS 183 036 [42], clause 5.2.5 Recommendation ITU-T Q.1912.5 [35], annex B.6 ETSI TS 129 163 [40], clause 7.4.6
TSS reference:	ISDN-ISDN-ISDN/Supplementary_services/CD/211403	
Selection criteria:	CD; Network provider option "served user call retention on invocation of diversion" is "clear call on invocation". The user A and the user C are in network N1. The user B is in network N2 and is provided with CD ("calling user is notified of call diversion" = Yes, with diverted-to number, "diverting number is released to the diverted-to user" = Yes).	
Test purpose:	Ensure that when user A calls user B and user B invoke CD (with the address of user C) during Call Proceeding call state N09, the call is deflected to user C, user A is notified of call diversion and informed of the diverted-to number (user C has presentation allowed - no COLR) and user C is informed of the forwarding number (user B has presentation allowed).	
Parameter values:	BC = PIXIT	
Comments:		

211404	ISDN reference to: ETSI EN 300 207-1 [12], clauses 9.2.2, 9.2.4.5 and 9.2.5	Other relevant references: ETSI TS 183 036 [42], clause 5.2.5 Recommendation ITU-T Q.1912.5 [35], annex B.6 ETSI TS 129 163 [40], clause 7.4.6
TSS reference:	ISDN-ISDN-ISDN/Supplementary_services/CD/211404	
Selection criteria:	CD; Network provider option "served user call retention on invocation of diversion" is "clear call on invocation". The user A and the user C are in network N1. The user B is in network N2 and is provided with CD ("calling user is notified of call diversion" = Yes, with diverted-to number, "diverting number is released to the diverted-to user" = Yes).	
Test purpose:	Ensure that when user A calls user B and user B invoke CD (with the address of user C) during Overlap Receiving call state N25, the call is deflected to user C, user A is notified of call diversion and informed of the diverted-to number (user C has presentation allowed - no COLR) and user C is informed of the forwarding number (user B has presentation allowed).	
Parameter values:	BC = PIXIT	
Comments:		

211405	ISDN reference to: ETSI EN 300 207-1 [12], clauses 9.2.2, 9.2.4.5 and 9.2.5	Other relevant references: ETSI TS 183 036 [42], clause 5.2.5 Recommendation ITU-T Q.1912.5 [35], annex B.6 ETSI TS 129 163 [40], clause 7.4.6
TSS reference:	ISDN-ISDN-ISDN/Supplementary_services/CD/211405	
Selection criteria:	CD; Network provider option "served user call retention on invocation of diversion" is "retain call until alerting begins at diverted-to user". The user A and the user C are in network N1. The user B is in network N2 and is provided with CD ("calling user is notified of call diversion" = Yes, with diverted-to number, "diverting number is released to the diverted-to user" = Yes).	
Test purpose:	Ensure that when user A calls user B and user B invoke CD (with the address of user C) during Call Received call state N07, the call is deflected to user C, user A is notified of call diversion and informed of the diverted-to number (user C has presentation allowed - no COLR) and user C is informed of the forwarding number (user B has presentation allowed).	
Parameter values:	BC = PIXIT	
Comments:		

211406	ISDN reference to: ETSI EN 300 207-1 [12], clauses 9.2.2, 9.2.4.5 and 9.2.5	Other relevant references: ETSI TS 183 036 [42], clause 5.2.5 Recommendation ITU-T Q.1912.5 [35], annex B.6 ETSI TS 129 163 [40], clause 7.4.6
TSS reference:	ISDN-ISDN-ISDN/Supplementary_services/CD/211406	
Selection criteria:	CD; Network provider option "served user call retention on invocation of diversion" is "retain call until alerting begins at diverted-to user". The user A and the user C are in network N1. The user B is in network N2 and is provided with CD ("calling user is notified of call diversion" = No, with diverted-to number, "diverting number is released to the diverted-to user" = No).	
Test purpose:	Ensure that when user A calls user B and user B invoke CD (with the address of user C) during Call Received call state N07, the call is deflected to user C, user A is notified of call diversion and not informed of the diverted-to number and user C is not informed of the forwarding number.	
Parameter values:	BC = PIXIT	
Comments:		

211407	ISDN reference to: ETSI EN 300 207-1 [12], clauses 9.2.2, 9.2.4.5 and 9.2.5	Other relevant references: ETSI TS 183 036 [42], clause 5.2.5 Recommendation ITU-T Q.1912.5 [35], annex B.6 ETSI TS 129 163 [40], clause 7.4.6
TSS reference:	ISDN-ISDN-ISDN/Supplementary_services/CD/211407	
Selection criteria:	CD; Network provider option "served user call retention on invocation of diversion" is "retain call until alerting begins at diverted-to user". The user A and the user C are in network N1. The user B is in network N2 and is provided with CD ("calling user is notified of call diversion" = Yes, with diverted-to number, "diverting number is released to the diverted-to user" = Yes).	
Test purpose:	Ensure that when user A calls user B and user B invoke CD (with the address of user C) during Incoming Call Proceeding call state N09, the call is deflected to user C, user A is notified of call diversion and informed of the diverted-to number (user C has presentation allowed - no COLR) and user C is informed of the forwarding number (user B has presentation allowed).	
Parameter values:	BC = PIXIT	
Comments:		

211408	ISDN reference to: ETSI EN 300 207-1 [12], clauses 9.2.2, 9.2.4.5 and 9.2.5	Other relevant references: ETSI TS 183 036 [42], clause 5.2.5 Recommendation ITU-T Q.1912.5 [35], annex B.6 ETSI TS 129 163 [40], clause 7.4.6
TSS reference:	ISDN-ISDN-ISDN/Supplementary_services/CD/211408	
Selection criteria:	CD; Network provider option "served user call retention on invocation of diversion" is "retain call until alerting begins at diverted-to user". The user A and the user C are in network N1. The user B is in network N2 and is provided with CD ("calling user is notified of call diversion" = Yes, with diverted-to number, "diverting number is released to the diverted-to user" = Yes).	
Test purpose:	Ensure that when user A calls user B and user B invoke CD (with the address of user C) during Overlap Receiving call state N25, the call is deflected to user C, user A is notified of call diversion and informed of the diverted-to number (user C has presentation allowed - no COLR) and user C is informed of the forwarding number (user B has presentation allowed).	
Parameter values:	BC = PIXIT	
Comments:		

211409	ISDN reference to: ETSI EN 300 207-1 [12], clauses 9.2.2, 9.2.4.5 and 9.2.5	Other relevant references: ETSI TS 183 036 [42], clause 5.2.5 Recommendation ITU-T Q.1912.5 [35], annex B.6 ETSI TS 129 163 [40], clause 7.4.6
TSS reference:	ISDN-ISDN-ISDN/Supplementary_services/CD/211409	
Selection criteria:	CD; Network provider option "served user call retention on invocation of diversion" is "clear call on invocation".	
Test purpose:	Ensure that when user A calls user B, the call is released correctly if CD was not successful. User A calls user B, and user B invoke CD (with the address of user C) during Call Received call state N07, the call is deflected to user C who is user determined user busy.	
Parameter values:	BC = PIXIT	
Comments:		

211410	ISDN reference to: ETSI EN 300 207-1 [12], clauses 9.2.2, 9.2.4.5 and 9.2.5	Other relevant references: ETSI TS 183 036 [42], clause 5.2.5 Recommendation ITU-T Q.1912.5 [35], annex B.6 ETSI TS 129 163 [40], clause 7.4.6
TSS reference:	ISDN-ISDN-ISDN/Supplementary_services/CD/211410	
Selection criteria:	CD; Network provider option "served user call retention on invocation of diversion" is "clear call on invocation".	
Test purpose:	Ensure that when user A calls user B, the call is released correctly if CD was not successful. User A calls user B, and user B invoke CD (with the address of user C) during Incoming Call Proceeding call state N09, the call is deflected to user C who is user determined user busy.	
Parameter values:	BC = PIXIT	
Comments:		

211411	ISDN reference to: ETSI EN 300 207-1 [12], clauses 9.2.2, 9.2.4.5 and 9.2.5	Other relevant references: ETSI TS 183 036 [42], clause 5.2.5 Recommendation ITU-T Q.1912.5 [35], annex B.6 ETSI TS 129 163 [40], clause 7.4.6
TSS reference:	ISDN-ISDN-ISDN/Supplementary_services/CD/211411	
Selection criteria:	CD; Network provider option "served user call retention on invocation of diversion" is "clear call on invocation".	
Test purpose:	Ensure that when user A calls user B, the call is released correctly if CD was not successful. User A calls user B, and user B invoke CD (with the address of user C) during Overlap Receiving call state N25, the call is deflected to user C who is user determined user busy.	
Parameter values:	BC = PIXIT	
Comments:		

211412	ISDN reference to: ETSI EN 300 207-1 [12], clauses 9.2.2, 9.2.4.5 and 9.2.5	Other relevant references: ETSI TS 183 036 [42], clause 5.2.5 Recommendation ITU-T Q.1912.5 [35], annex B.6 ETSI TS 129 163 [40], clause 7.4.6
TSS reference:	ISDN-ISDN-ISDN/Supplementary_services/CD/211412	
Selection criteria:	CD; Network provider option "served user call retention on invocation of diversion" is "retain call until alerting begins at diverted-to user".	
Test purpose:	Ensure that when user A calls user B, the call is released correctly if CD was not successful. User A calls user B, and user B invoke CD (with the address of user C) during Call Received call state N07, the call is deflected to user C who is user determined user busy.	
Parameter values:	BC = PIXIT	
Comments:		

211413	ISDN reference to: ETSI EN 300 207-1 [12], clauses 9.2.2, 9.2.4.5 and 9.2.5	Other relevant references: ETSI TS 183 036 [42], clause 5.2.5 Recommendation ITU-T Q.1912.5 [35], annex B.6 ETSI TS 129 163 [40], clause 7.4.6
TSS reference:	ISDN-ISDN-ISDN/Supplementary_services/CD/211413	
Selection criteria:	CD; Network provider option "served user call retention on invocation of diversion" is "retain call until alerting begins at diverted-to user".	
Test purpose:	Ensure that when user A calls user B, the call is released correctly if CD was not successful. User A calls user B, and user B invoke CD (with the address of user C) during Incoming Call Proceeding call state N09, the call is deflected to user C who is user determined user busy.	
Parameter values:	BC = PIXIT	
Comments:		

211414	ISDN reference to: ETSI EN 300 207-1 [12], clauses 9.2.2, 9.2.4.5 and 9.2.5	Other relevant references: ETSI TS 183 036 [42], clause 5.2.5 Recommendation ITU-T Q.1912.5 [35], annex B.6 ETSI TS 129 163 [40], clause 7.4.6
TSS reference:	ISDN-ISDN-ISDN/Supplementary_services/CD/211414	
Selection criteria:	CD; Network provider option "served user call retention on invocation of diversion" is "retain call until alerting begins at diverted-to user".	
Test purpose:	Ensure that when user A calls user B, the call is released correctly if CD was not successful. User A calls user B, and user B invoke CD (with the address of user C) during Overlap Receiving call state N25, the call is deflected to user C who is user determined user busy.	
Parameter values:	BC = PIXIT	
Comments:		

6.2.2.15 FPH

211501	ISDN reference to: ETSI EN 300 210-1 [13], clause 9.2.2.1	Other relevant references:
TSS reference:	ISDN-ISDN/Supplementary_services/FPH/211501	
Selection criteria:	The called (served) user is a freephone subscriber.	
Test purpose:	Ensure that call establishment to a Freephone subscriber is possible and that the calling user is not charged. Verify that the free phone indication is delivered correctly to the called user.	
Parameter values:	BC = PIXIT	
Comments:		

6.2.2.16 MCID

211601	ISDN reference to: ETSI EN 300 130-1 [14], clause 9.2.1	Other relevant references: ETSI TS 183 036 [42], clause 5.2.6 Recommendation ITU-T Q.1912.5 [35], annex B.4 ETSI TS 129 163 [40], clause 7.4.4
TSS reference:	ISDN-ISDN/Supplementary_services/MCID/211601	
Selection criteria:	The called (served) user is provided with MCID.	
Test purpose:	Ensure that if MCID is invoked by the called user in the Active call state, the call is registered.	
Parameter values:	BC = PIXIT	
Comments:		

211602	ISDN reference to: ETSI EN 300 130-1 [14], clause 9.2.1	Other relevant references: ETSI TS 183 036 [42], clause 5.2.6 Recommendation ITU-T Q.1912.5 [35], annex B.4 ETSI TS 129 163 [40], clause 7.4.4
TSS reference:	ISDN-ISDN/Supplementary_services/MCID/211602	
Selection criteria:	The called user is provided with MCID.	
Test purpose:	Ensure that if MCID is invoked by the called user in the Disconnect Indication call state, the call is registered.	
Parameter values:	BC = PIXIT	
Comments:		

6.2.2.17 3PTY

211701	ISDN reference to: ETSI EN 300 188-1 [15], clause 9.2	Other relevant references: ETSI TS 183 036 [42], clause 5.2.13 Recommendation ITU-T Q.1912.5 [35], annex B.15
TSS reference:	ISDN-ISDN/Supplementary_services/3PTY/211701	
Selection criteria:	The user A is in network N1 and is provided with 3PTY. The user B and user C are in the network N2.	
Test purpose:	Ensure that user A can establish a three-way conversation call with user B and user C and release the Active-Idle connection (A-C). After the completion of the Retrieve function, the call clearing procedure is performed from user A.	
Parameter values:	BC = speech	
Comments:	<p>User A calls user B (with CRx). After initiating of call hold, the call A-B has an Active-Held connection.</p> <p>User A is calling user C (with the CRy). The call (A-C) has an Active-Idle connection. When user A sends a FACILITY message for CRx containing a facility IE with a Begin3PTY invoke component the network shall respond with a FACILITY message containing a facility IE with a Begin3PTY return result component for CRx. User B and C shall receive a NOTIFY message containing a Notification Indicator IE with a notification description of "Conference established". The three-way bridge is established.</p> <p>On receipt of a DISCONNECT message from the user A relating to the Active-Idle connection (CRy) the network shall clear the call to user C with a DISCONNECT message. After the release of the three-way bridge the network is sending to the remote user B the notification "Remote hold".</p> <p>When user A sends a RETRIEVE message for CRx the network shall send a NOTIFY message to user B containing a Notification indicator IE with a notification description of "Conference disconnected". User A shall receive a RETRIEVE ACKNOWLEDGE message. The call A-B has an Active-Idle connection.</p> <p>The call clearing procedure is performed from user A with a DISCONNECT message.</p>	

211702	ISDN reference to: ETSI EN 300 188-1 [15], clause 9.2, figure A.2	Other relevant references: ETSI TS 183 036 [42], clause 5.2.13 Recommendation ITU-T Q.1912.5 [35], annex B.15
TSS reference:	ISDN-ISDN/Supplementary_services/3PTY/211702	
Selection criteria:	The user A is in network N1 and is provided with 3PTY. The user B and user C are in the network N2.	
Test purpose:	Ensure that user A can establish a three-way conversation call with user B and user C and release the Active-Held connection (A-B). The call clearing procedure is performed from user A.	
Parameter values:	BC = speech	
Comments:	<p>User A calls user B (with CRx). After initiating of call hold, the call A-B has an Active-Held connection.</p> <p>User A is calling user C (with the CRy). The call (A-C) has an Active-Idle connection.</p> <p>When user A sends a FACILITY message for CRx containing a facility IE with a Begin3PTY invoke component the network shall respond with a FACILITY message containing a facility IE with a Begin3PTY return result component for CRx. User B and C shall receive a NOTIFY message containing a Notification Indicator IE with a notification description of "Conference established". The three-way bridge is established.</p> <p>On receipt of a DISCONNECT message from the user A relating to the Active-Held connection (CRx) the network shall clear the call to user B with a DISCONNECT message. After the release of the three-way bridge the network is sending to the remote user C a NOTIFY message containing a Notification indicator IE with a notification description of "Conference disconnected". The call A-C has an Active-Idle connection.</p> <p>The call clearing procedure is performed from user A with a DISCONNECT message.</p>	

211703	ISDN reference to: ETSI EN 300 188-1 [15], clause 9.2	Other relevant references: Recommendation ITU-T Q.734.2 [25], figure 2-8 ETSI TS 183 036 [42], clause 5.2.13 Recommendation ITU-T Q.1912.5 [35], annex B.15
TSS reference:	ISDN-ISDN/Supplementary_services/3PTY/211703	
Selection criteria:	The user A is in network N1 and is provided with 3PTY. The user B and user C are in the network N2.	
Test purpose:	Ensure that user A can establish a three-way conversation call with user B and user C and user B sends disconnect during the Three-Party communication.	
Parameter values:	BC = speech	
Comments:		

211704	ISDN reference to: ETSI EN 300 188-1 [15], clause 9.2	Other relevant references: Recommendation ITU-T Q.734.2 [25], figure 2-9 ETSI TS 183 036 [42], clause 5.2.13 Recommendation ITU-T Q.1912.5 [35], annex B.15
TSS reference:	ISDN-ISDN/Supplementary_services/3PTY/211704	
Selection criteria:	The user A is in network N1 and is provided with 3PTY. The user B and user C are in the network N2.	
Test purpose:	Ensure that user A can establish a three-way conversation call with user B and user C and user C sends disconnect during the Three-Party communication.	
Parameter values:	BC = speech	
Comments:		

211705	ISDN reference to: ETSI EN 300 188-1 [15], clause 9.2	Other relevant references: ETSI TS 183 036 [42], clause 5.2.13 Recommendation ITU-T Q.1912.5 [35], annex B.15
TSS reference:	ISDN-ISDN/Supplementary_services/3PTY/211705	
Selection criteria:	The user A is in network N1 and is provided with 3PTY. The user B and user C are in the network N2.	
Test purpose:	Ensure that user A can establish a three-way conversation call with user B and user C and release of both remote users, user C is released first.	
Parameter values:	BC = speech	
Comments:	<p>User A calls user B (with CRx). After initiating of call hold, the call A-B has an Active-Held connection.</p> <p>User A is calling user C (with the CRy). The call (A-C) has an Active-Idle connection. When user A sends a FACILITY message for CRx containing a facility IE with a Begin3PTY invoke component the network shall respond with a FACILITY message containing a facility IE with a Begin3PTY return result component for CRx. User B and C receive a NOTIFY message containing a Notification Indicator IE with a notification description of "Conference established". The three-way bridge is established.</p> <p>On receipt of a DISCONNECT message from the user A relating to the Active-Idle connection (CRy) the network shall clear the call to user C with a DISCONNECT message. After the release of the three-way bridge the network is sending to the remote user B the notification "Remote hold".</p> <p>On receipt of a DISCONNECT message from the user A relating to the Active-Held connection (CRx) the network shall clear the call to user B with a DISCONNECT message.</p>	

211706	ISDN reference to: ETSI EN 300 188-1 [15], clause 9.2	Other relevant references: ETSI TS 183 036 [42], clause 5.2.13 Recommendation ITU-T Q.1912.5 [35], annex B.15
TSS reference:	ISDN-ISDN/Supplementary_services/3PTY/211706	
Selection criteria:	The user A is in network N1 and is provided with 3PTY. The user B and user C are in the network N2.	
Test purpose:	Ensure that user A can establish a three-way conversation call with user B and user C and create a private communication with user B. The call clearing procedure is performed from user A	
Parameter values:	BC = speech	
Comments:	<p>User A calls user B (with CRx). After initiating of call hold, the call A-B has an Active-Held connection.</p> <p>User A is calling user C (with the CRy). The call (A-C) has an Active-Idle connection.</p> <p>When user A sends a FACILITY message for CRx containing a facility IE with a Begin3PTY invoke component the network shall respond with a FACILITY message containing a facility IE with a Begin3PTY return result component for CRx. User B and C receive a NOTIFY message containing a Notification Indicator IE with a notification description of "Conference established". The three-way bridge is established.</p> <p>The served user shall send an End3PTY invoke component to the network in a FACILITY message with that CRx. On receiving such an invoke component in a FACILITY message, the network shall:</p> <ul style="list-style-type: none"> i) remove the three-way bridge from both the Active-Idle connection and the Active-Held connection; ii) release the three-way bridge; iii) return to the served user an End3PTY return result component, within a FACILITY message using the CRx of the Active-Held connection; iv) send a NOTIFY message to the remote user with which private communication is required containing a Notification indicator information element with a notification description of "Remote hold"; and v) send a NOTIFY message to the other remote user containing a Notification indicator information element with a notification description of "Conference disconnected". <p>When the served user receives a correctly encoded End3PTY return result component, within a FACILITY message, the user shall accept the provided information and shall:</p> <ul style="list-style-type: none"> i) use the CR relating to the Active-Idle connection, perform the Hold function; ii) use the CR relating to the Active-Held connection, perform the Retrieve function. <p>The network shall complete the Hold and Retrieve functions. On successful completion of the Hold function (i.e. the HOLD ACKNOWLEDGE message is sent) the network shall send a NOTIFY message, to the remote user that is not to be included in the private communication, containing a Notification indicator information element with a notification description of "Remote hold". On successful completion of the Retrieve function (i.e. RETRIEVE ACKNOWLEDGE message is sent) the network shall send a NOTIFY message, to the remote user for whom private communication is desired, containing a Notification indicator information element with a notification description of "Conference disconnected".</p> <p>(A Notification indicator information element with a notification description of "Remote retrieval" is not sent to the remote user under these circumstances.)</p> <p>As a result of the procedures of this item of this clause, the call state of the connections, at both the network and the served user, is unchanged. The auxiliary state of the connection of the private communication changes from Call Held to Idle. The auxiliary state of the other connection changes from Idle to Call Held.</p> <p>The call clearing procedure is performed from user A with a DISCONNECT message.</p>	

211707	ISDN reference to: ETSI EN 300 188-1 [15], clause 9.2	Other relevant references: ETSI TS 183 036 [42], clause 5.2.13 Recommendation ITU-T Q.1912.5 [35], annex B.15
TSS reference:	ISDN-ISDN/Supplementary_services/3PTY/211707	
Selection criteria:	The user A is in network N1 and is provided with 3PTY. The user B and user C are in the network N2.	
Test purpose:	Ensure that user A can establish a three-way conversation call with user B and user C and create a private communication with user C. The call clearing procedure is performed from user A.	
Parameter values:	BC = speech	
Comments:	<p>User A calls user B (with CRx). After initiating of call hold, the call A-B has an Active-Held connection.</p> <p>User A is calling user C (with the CRy). The call (A-C) has an Active-Idle connection.</p> <p>When user A sends a FACILITY message for CRx containing a facility IE with a Begin3PTY invoke component the network shall respond with a FACILITY message containing a facility IE with a Begin3PTY return result component for CRx. User B and C receive a NOTIFY message containing a Notification Indicator IE with a notification description of "Conference established". The three-way bridge is established.</p> <p>If the remote user, for which a private communication is required, is identified at the served user by the CRy relating to the Active-Idle connection, the served user shall send an End3PTY invoke component to the network in a FACILITY message with that CRy.</p> <p>On receiving such an invoke component in a FACILITY message, the network shall:</p> <ul style="list-style-type: none"> i) remove the three-way bridge from both the Active-Idle connection and the Active-Held connection; ii) release the three-way bridge; iii) return to the served user an End3PTY return result component, within a FACILITY message, using the CRy of the Active-Idle connection; iv) send a NOTIFY message to both remote users containing a Notification indicator information element with a notification description of "Conference disconnected"; and v) send to the remote user for which private communication is not required, either in the same NOTIFY message as (iv), or in a subsequent NOTIFY message, a Notification indicator information element with a notification description of "Remote hold". If any intervening protocol between the network of the served user and the network of the remote user does not support transmission of two notification descriptions in the same message, then this should be mapped at that point to a message containing a single notification description of "Conference disconnected", and a subsequent message containing a notification description of "Remote hold". <p>When the served user receives a correctly encoded End3PTY return result component, within a FACILITY message, the user shall accept the provided information and take no further action. As a result of the procedures of this item of this clause, the call state and the auxiliary state of the connections, at both the network and the served user, are unchanged.</p> <p>The call clearing procedure is performed from user A with a DISCONNECT message</p>	

6.2.2.18 ECT

212001	ISDN reference to: ETSI EN 300 369-1 [19], clauses 9.2.1, 9.2.3 and 9.2.4	Other relevant references: Recommendation ITU-T Q.699 [24], clauses 3.1.2 and 3.2.2 ETSI TS 183 036 [42], clause 5.2.7 Recommendation ITU-T Q.1912.5 [35], annex B.8 ETSI TS 129 163 [40], clause 7.4.8
TSS reference:	ISDN-ISDN/Supplementary_services/ECT/212001	
Selection criteria:	ECT using implicit linkage, (A-B Active, Call Held) - Transfer after answer.	
Test purpose:	User A is in network N1 and is provided with ECT using implicit linkage. User B and user C are in network N2. Ensure that when user A invokes ECT in which the call A-B is in the Active call state - Call Held auxiliary state and the call A-C is in the Active call state a connection between user B and user C is established and the calls A-B and A-C are released. The call clearing procedure of the B-C connection is performed from user B. (user B and user C have presentation allowed - no COLR) -	
Parameter values:	BC = PIXIT	
Comments:	<p>In order to transfer the two calls into one call between user B and user C using the implicit linkage procedure, the call A-B is in the Active call state - Call Held auxiliary state and the call A-C is in the Active call state.</p> <p>User A shall send a FACILITY message with the call reference of the call in the Call Held auxiliary state and with a Facility information element containing an EctExecute invoke component.</p> <p>If the request for call transfer is accepted, network A shall:</p> <ul style="list-style-type: none"> - through-connect between the networks of user B and user C; - send a DISCONNECT message with the call reference of the call on which the EctExecute invoke component was received, and with a Facility information element containing an EctExecute return result component. <p>When call transfer is indicated to the remote networks while the call to user C is in the Active call state:</p> <ul style="list-style-type: none"> - network C shall send a FACILITY message to user C with a Notification indicator information element carrying information about the transfer and a Redirection number information element containing the ISDN number of user B (subject to restriction) and a Facility information element containing a RequestSubaddress invoke component. <p>The network B shall send a FACILITY message to user B with a Notification indicator information element carrying information about the transfer and a Redirection number information element containing the ISDN number of user C (subject to restriction) and a Facility information element containing a RequestSubaddress invoke component.</p> <p>When user C receives a RequestSubaddress invoke component, user C may send a FACILITY message to network C with a Facility information element containing the C user's subaddress in a SubaddressTransfer invoke component. This indication shall be passed by network C to network B.</p> <p>On receipt of this indication, network B shall send a FACILITY message to user B with a Facility information element containing the SubaddressTransfer invoke component, with user C's subaddress.</p> <p>When user B receives a RequestSubaddress invoke component, user B may send a FACILITY message to network B with a Facility information element containing the B user's subaddress in a SubaddressTransfer invoke component. This indication shall be passed by network B to network C.</p> <p>On receipt of this indication, network C shall send a FACILITY message to user C with a Facility information element containing the SubaddressTransfer invoke component, with user B's subaddress.</p>	

212002	ISDN reference to: ETSI EN 300 369-1 [19], clauses 9.2.1, 9.2.3 and 9.2.4	Other relevant references: Recommendation ITU-T Q.699 [24], clauses 3.1.2 and 3.2.2 ETSI TS 183 036 [42], clause 5.2.7 Recommendation ITU-T Q.1912.5 [35], annex B.8 ETSI TS 129 163 [40], clause 7.4.8
TSS reference:	ISDN-ISDN/Supplementary_services/ECT/212002	
Selection criteria:	ECT using implicit linkage, (A-C Active, Call Held) - Transfer after answer	
Test purpose:	User A is in network N1 and is provided with ECT using implicit linkage. User B and user C are in network N2. Ensure that when user A invokes ECT in which the call A-B is in the Active call state and the call A-C is in the Active call state - Call Held auxiliary state , a connection between user B and user C is established and the calls A-B and A-C are released. The call clearing procedure of the B-C connection is performed from user C. (user B and user C have presentation restricted - COLR).	
Parameter values:	BC = PIXIT	
Comments:	<p>In order to transfer the two calls into one call between user B and user C using the implicit linkage procedure, A-B is in the Active call state and the call A-C is in the Active call state - Call Held auxiliary state.</p> <p>User A shall send a FACILITY message with the call reference of the call in the Call Held auxiliary state and with a Facility information element containing an EctExecute invoke component.</p> <p>If the request for call transfer is accepted, network A shall:</p> <ul style="list-style-type: none"> - through-connect between the networks of user B and user C; - send a DISCONNECT message with the call reference of the call on which the EctExecute invoke component was received, and with a Facility information element containing an EctExecute return result component. <p>When call transfer is indicated to the remote networks while the call to user B is in the Active call state:</p> <ul style="list-style-type: none"> - network B shall send a FACILITY message to user B with a Notification indicator information element carrying information about the transfer and a Redirection number information element containing the ISDN number of user C (subject to restriction) and a Facility information element containing a RequestSubaddress invoke component. <p>The network C shall send a FACILITY message to user C with a Notification indicator information element carrying information about the transfer and a Redirection number information element containing the ISDN number of user B (subject to restriction) and a Facility information element containing a RequestSubaddress invoke component.</p> <p>When user B receives a RequestSubaddress invoke component, user B may send a FACILITY message to network C with a Facility information element containing the B user's subaddress in a SubaddressTransfer invoke component. This indication shall be passed by network B to network C.</p> <p>On receipt of this indication, network C shall send a FACILITY message to user C with a Facility information element containing the SubaddressTransfer invoke component, with user B's subaddress.</p> <p>When user C receives a RequestSubaddress invoke component, user C may send a FACILITY message to network C with a Facility information element containing the C user's subaddress in a SubaddressTransfer invoke component. This indication shall be passed by network C to network B.</p> <p>On receipt of this indication, network B shall send a FACILITY message to user B with a Facility information element containing the SubaddressTransfer invoke component, with user C's subaddress.</p>	

212003	ISDN reference To: ETSI EN 300 369-1 [19], clause 9	Other relevant references: Recommendation ITU-T Q.699 [24], clauses 3.1.2 and 3.2.2 ETSI TS 183 036 [42], clause 5.2.7 Recommendation ITU-T Q.1912.5 [35], annex B.8 ETSI TS 129 163 [40], clause 7.4.8
TSS reference:	ISDN-ISDN/Supplementary_services/ECT/212003	
Selection criteria:	ECT using implicit linkage, (A-C Alerting) - Transfer while alerting	
Test purpose:	<p>User A is in network N1 and is provided with ECT using implicit linkage. User B and user C are in network N2.</p> <p>Ensure that when user A invokes ECT in which the call A-B is in the Active call state - Call Held auxiliary state and the call A-C is in the Call Delivered State a connection between user B and user C is established and the calls A-B and A-C are released. When network C receives a CONNECT message from user C, network C shall proceed with the basic call procedure for the user C.</p> <p>The call clearing procedure of the B-C connection is performed from user B.</p>	
Parameter values:	BC = PIXIT	
Comments:	<p>When call transfer is indicated to the remote networks while the call to user C is in the Call Delivered call state:</p> <ul style="list-style-type: none"> - network B shall send a FACILITY message to user B, with a Notification indicator information element carrying information about the transfer and a Facility information element containing a RequestSubaddress invoke component; - network C shall send a NOTIFY message to user C, with a Notification indicator information element carrying information about the transfer and a Redirection number information element containing the ISDN number of user B (subject to restriction). <p>If a point-to-multipoint configuration exists at user C's interface, the network shall send a NOTIFY message to each responding user.</p> <p>When user B receives a RequestSubaddress invoke component, user B may send a FACILITY message to network B with a Facility information element containing the B user's subaddress in a SubaddressTransfer invoke component. This indication shall be passed by network B to network C.</p> <p>On receipt of this indication, network C shall send a FACILITY message according to the procedures of clause 8.3.1.1 of ETSI EN 300 196-1 [26] to user C with a Facility information element containing the SubaddressTransfer invoke component with user B's subaddress. If a point-to-multipoint configuration exists at user C's interface, network C shall send a FACILITY message to each responding user.</p> <p>When network C receives a CONNECT message from user C, network C shall proceed with basic call procedures for user C. On receipt of the indication that the call to user C has been established, network B shall:</p> <ul style="list-style-type: none"> - if user C has provided a subaddress and the address is not subject to restriction, network B shall send a FACILITY message to user B with a Notification indicator information element carrying information about the transfer, a Redirection number information element containing the ISDN number of user C and a Facility information element containing the SubaddressTransfer invoke component with user C's subaddress. If user C has not provided a subaddress, or the address is subject to restriction, network B shall send a NOTIFY message to user B with a Notification indicator information element carrying information about the transfer, and a Redirection number information element containing the ISDN number of user C information (subject to restriction). 	

212004	ISDN reference to: ETSI EN 300 369-1 [19], clause 9	Other relevant references: Recommendation ITU-T Q.699 [24], clauses 3.1.2 and 3.2.2 ETSI TS 183 036 [42], clause 5.2.7 Recommendation ITU-T Q.1912.5 [35], annex B.8 ETSI TS 129 163 [40], clause 7.4.8
TSS reference:	ISDN-ISDN/Supplementary_services/ECT/212004	
Selection criteria:	ECT using implicit linkage, (A-C Alerting, Call Held) - Transfer while alerting	
Test purpose:	User A is in network N1 and is provided with ECT using implicit linkage. User B and user C are in network N2. Ensure that when user A invokes ECT in which the call A-B is in the Active call state and the call A-C is in the Call Delivered State - Call Held auxiliary state , a connection between user B and user C is established and the calls A-B and A-C are released. When network C receives a CONNECT message from user C, network C shall proceed with the basic call procedure for the user C. The call clearing procedure of the B-C connection is performed from user C.	
Parameter values:	BC = PIXIT	
Comments:		

212005	ISDN reference to: ETSI EN 300 369-1 [19], clauses 9.2.1, 9.2.3 and 9.2.4	Other relevant references: Recommendation ITU-T Q.699 [24], clauses 3.1.2 and 3.2.2 ETSI TS 183 036 [42], clause 5.2.7 Recommendation ITU-T Q.1912.5 [35], annex B.8 ETSI TS 129 163 [40], clause 7.4.8
TSS reference:	ISDN-ISDN/Supplementary_services/ECT/212005	
Selection criteria:	ECT using explicit linkage, (A-B Active, Call Held) - Transfer after answer	
Test purpose:	User A is in network N1 and is provided with ECT using explicit linkage. User B and user C are in network N2. Ensure that when user A invokes ECT in which the call A-B is in the Active call state - Call Held auxiliary state and the call A-C is in the Active call state a connection between user B and user C is established and the calls A-B and A-C are released. The call clearing procedure of the B-C connection is performed from user B (user B and user C have presentation allowed - no COLR).	
Parameter values:	BC = PIXIT	
Comments:		

212006	ISDN reference to: ETSI EN 300 369-1 [19], clause 9	Other relevant references: Recommendation ITU-T Q.699 [24], clauses 3.1.2 and 3.2.2 ETSI TS 183 036 [42], clause 5.2.7 Recommendation ITU-T Q.1912.5 [35], annex B.8 ETSI TS 129 163 [40], clause 7.4.8
TSS reference:	ISDN-ISDN/Supplementary_services/ECT/212006	
Selection criteria:	ECT using explicit linkage (A-C Alerting) - Transfer while alerting	
Test purpose:	User A is in network N1 and is provided with ECT using explicit linkage. User B and user C are in network N2. Ensure that when user A invokes ECT in which the call A-B is in the Active call state - Call Held auxiliary state and the call A-C is in the Call Delivered State a connection between user B and user C is established and the calls A-B and A-C are released. When network C receives a CONNECT message from user C, network C shall proceed with the basic call procedure for the user C. The call clearing procedure of the B-C connection is performed from user B.	
Parameter values:	BC = PIXIT	
Comments:		

212007	ISDN reference to: ETSI EN 300 369-1 [19], clause 9	Other relevant references: Recommendation ITU-T Q.699 [24], clauses 3.1.2 and 3.2.2 ETSI TS 183 036 [42], clause 5.2.7 Recommendation ITU-T Q.1912.5 [35], annex B.8 ETSI TS 129 163 [40], clause 7.4.8
TSS reference:	ISDN-ISDN/Supplementary_services/ECT/212007	
Selection criteria:	ECT using explicit linkage, (A-C Alerting, Call Held) - Transfer while alerting	
Test purpose:	User A is in network N1 and is provided with ECT using explicit linkage. User B and user C are in network N2. Ensure that when user A invokes ECT in which the call A-B is in the Active call state and the call A-C is in the Call Delivered State - Call Held auxiliary state , a connection between user B and user C is established and the calls A-B and A-C are released. When network C receives a CONNECT message from user C, network C shall proceed with the basic call procedure for the user C. The call clearing procedure of the B-C connection is performed from user C.	
Parameter values:	BC = PIXIT	
Comments:		

212008	ISDN reference to: ETSI EN 300 369-1 [19], clause 10, figure A.11	Other relevant references: Recommendation ITU-T Q.699 [24], clauses 3.1.2 and 3.2.2 ETSI TS 183 036 [42], clause 5.2.7 Recommendation ITU-T Q.1912.5 [35], annex B.8 ETSI TS 129 163 [40], clause 7.4.8
TSS reference:	ISDN-ISDN/Supplementary_services/ECT/212008	
Selection criteria:	<ul style="list-style-type: none"> - ECT. - Served user in private ISDN, Call transfer performed in the public ISDN after answer. 	
Test purpose:	User A is in the private network, Call transfer performed in the public N1 provided with ECT. User B and user C are in network N2. Ensure that when user A invokes ECT in which the calls A-B and A-C are in the Active call state a connection between user B and user C is established and the calls A-B and A-C are released. The call clearing procedure of the B-C connection is performed from user B.	
Parameter values:	BC = PIXIT	
Comments:		

212009	ISDN reference to: ETSI EN 300 369-1 [19], clause 10, figure A.12	Other relevant references: Recommendation ITU-T Q.699 [24], clauses 3.1.2 and 3.2.2 ETSI TS 183 036 [42], clause 5.2.7 Recommendation ITU-T Q.1912.5 [35] annex B.8 ETSI TS 129 163 [40], clause 7.4.8
TSS reference:	ISDN-ISDN/Supplementary_services/ECT/212009	
Selection criteria:	<ul style="list-style-type: none"> - ECT. - Served user in private ISDN, Call transfer performed in the public ISDN. 	
Test purpose:	User A is in the private network, Call transfer performed in the public N1 provided with ECT. User B and user C are in network N2. Ensure that when user A invokes ECT in which the call A-B is in the Active call state and the call A-C is in the Call Delivered State a connection between user B and user C is established and the calls A-B and A-C are released. When network C receives a CONNECT message from user C, network C shall proceed with the basic call procedure for the user C. The call clearing procedure of the B-C connection is performed from user B.	
Parameter values:	BC = PIXIT	
Comments:		

212010	ISDN reference to: ETSI EN 300 369-1 [19], clause 10	Other relevant references: Recommendation ITU-T Q.699 [24], clauses 3.1.2 and 3.2.2 ETSI TS 183 036 [42], clause 5.2.7 Recommendation ITU-T Q.1912.5 [35], annex B.8 ETSI TS 129 163 [40], clause 7.4.8
TSS reference:	ISDN-ISDN/Supplementary_services/ECT/212010	
Selection criteria:	<ul style="list-style-type: none"> - ECT (A-B Active, Call Held) - Transfer after answer. - The served user A and the remote user C belongs to a private ISDN. 	
Test purpose:	<p>User A and use C are in network N1. User A is provided with ECT. User B is in network N2.</p> <p>Ensure that when user A invokes ECT in which the calls A-B and A-C are in the Active call state a connection between user B and user C is established and the calls A-B and A-C are released. The call clearing procedure of the B-C connection is performed from user B.</p>	
Parameter values:	BC = PIXIT	
Comments:		

212011	ISDN reference to: ETSI EN 300 369-1 [19], clause 10	Other relevant references: Recommendation ITU-T Q.699 [24], clauses 3.1.2 and 3.2.2 ETSI TS 183 036 [42], clause 5.2.7 Recommendation ITU-T Q.1912.5 [35], annex B.8 ETSI TS 129 163 [40], clause 7.4.8
TSS reference:	ISDN-ISDN/Supplementary_services/ECT/212011	
Selection criteria:	<ul style="list-style-type: none"> - ECT using implicit linkage, (A-C Active, Call Held) - Transfer after answer. - User B and C are connected to a private ISDN. 	
Test purpose:	<p>User A is in network N1 and is provided with ECT using implicit linkage. User B and user C are in network N2.</p> <p>Ensure that when user A invokes ECT in which the call A-B is in the Active call state and the call A-C is in the Active call state - Call Held auxiliary state, a connection between user B and user C is established and the calls A-B and A-C are released.</p> <p>The call clearing procedure of the B-C connection is performed from user C.</p>	
Parameter values:	BC = PIXIT	
Comments:	<p>After transfer, the public network shall send a FACILITY message to the private network using the call reference of the call to the private network user. The FACILITY message shall contain a Facility information element with an EctInform invoke component indicating other call is "active" and containing the redirectionNumber parameter.</p> <p>If the private network wants to send its user's subaddress to the other user, the private network shall send a FACILITY message with a Facility information element containing the SubaddressTransfer invoke component with the subaddress to the public network.</p> <p>The public network shall convey the subaddress to the other user by sending a FACILITY message that user or to the private network depending on the user's location.</p> <p>If transfer occurs before call completion, then when the public network is informed that the other remote user has answered the call, the public network shall send a FACILITY message to the private network using the call reference of the call to the remote user.</p> <p>The FACILITY message shall contain:</p> <ul style="list-style-type: none"> - a Facility information element with an EctInform invoke component indicating the other call is "active" and containing the redirectionNumber parameter; - a Facility information element with a SubaddressTransfer invoke component indicating the subaddress supplied by the other user, if available and not restricted. <p>When the public network includes an EctInform invoke component containing a redirectionNumber parameter, the field shall be processed as defined for the equivalent fields in the Calling Party number information element.</p>	

212012	ISDN reference to: ETSI EN 300 369-1 [19], clause 9	Other relevant references: Recommendation ITU-T Q.699 [24], clauses 3.1.2 and 3.2.2 ETSI TS 183 036 [42], clause 5.2.7 Recommendation ITU-T Q.1912.5 [35], annex B.8 ETSI TS 129 163 [40], clause 7.4.8
TSS reference:	ISDN-ISDN/Supplementary_services/ECT/212012	
Selection criteria:	<ul style="list-style-type: none"> - ECT using implicit linkage, (A-C Alerting) - Transfer while alerting. - User B and C are connected to a private ISDN. 	
Test purpose:	<p>User A is in network N1 and is provided with ECT using implicit linkage. User B and user C are in network N2.</p> <p>Ensure that when user A invokes ECT in which the call A-B is in the Active call state - Call Held auxiliary state and the call A-C is in the Call Delivered State a connection between user B and user C is established and the calls A-B and A-C are released. When network C receives a CONNECT message from user C, network C shall proceed with the basic call procedure for the user C.</p> <p>The call clearing procedure of the B-C connection is performed from user B.</p>	
Parameter values:	BC = PIXIT	
Comments:		

6.2.2.19 HOLD

211801	ISDN reference to: ETSI EN 300 141-1 [16], clause 7	Other relevant references: ETSI EN 300 196-1 [26], clause 7.1 ETSI TS 183 036 [42], clause 5.2.1 Recommendation ITU-T Q.1912.5 [35], annex B.10 ETSI TS 129 163 [40], clause 7.4.10
TSS reference:	ISDN-ISDN/Supplementary_services/HOLD/211801	
Selection criteria:	The calling user is provided with HOLD.	
Test purpose:	Ensure that the remote user is notified of the call hold and retrieval.	
Parameter values:	BC = speech	
Comments:		

211802	ISDN reference to: ETSI EN 300 141-1 [16], clause 7	Other relevant references: ETSI EN 300 196-1 [26], clause 7.1 ETSI TS 183 036 [42], clause 5.2.1 Recommendation ITU-T Q.1912.5 [35], annex B.10 ETSI TS 129 163 [40], clause 7.4.10
TSS reference:	ISDN-ISDN/Supplementary_services/HOLD/211802	
Selection criteria:	The calling user is provided with HOLD.	
Test purpose:	Ensure that the calling user can initiate Call Hold, the called remote user is notified of call hold and that the call can be released from the calling user during the held state.	
Parameter values:	BC = speech	
Comments:		

211803	ISDN reference to: ETSI EN 300 141-1 [16], clause 7	Other relevant references: ETSI EN 300 196-1 [26], clause 7.1 ETSI TS 183 036 [42], clause 5.2.1 Recommendation ITU-T Q.1912.5 [35], annex B.10 ETSI TS 129 163 [40], clause 7.4.10
TSS reference:	ISDN-ISDN/Supplementary_services/HOLD/211803	
Selection criteria:	The calling user is provided with HOLD.	
Test purpose:	Ensure that the calling user can initiate Call Hold, the called remote user is notified of call hold and that the call can be released from the called user in the held state.	
Parameter values:	BC = speech	
Comments:		

6.2.2.20 CW

211901	ISDN reference to: ETSI EN 300 058-1 [17], clause 7	Other relevant references: ETSI EN 300 403-1 [1], clause 4.5.2.1 Recommendation ITU-T Q.699 [24], clauses 3.1.2 and 3.2.2 ETSI TS 183 036 [42], clause 5.2.11 Recommendation ITU-T Q.1912.5 [35], annex B.9 ETSI TS 129 163 [40], clause 7.4.9
TSS reference:	ISDN-ISDN/Supplementary_services/CW/211901	
Selection criteria:	The called user is provided with CW, notification allowed.	
Test purpose:	Ensure that when all B-channels are busy at the called side, the calling user is notified of the call waiting.	
Parameter values:	BC = PIXIT	
Comments:		

211902	ISDN reference to: ETSI EN 300 058-1 [17], clause 7	Other relevant references: ETSI EN 300 403-1 [1], clause 4.5.2.1 Recommendation ITU-T Q.699 [24], clauses 3.1.2 and 3.2.2 ETSI TS 183 036 [42], clause 5.2.11 Recommendation ITU-T Q.1912.5 [35], annex B.9 ETSI TS 129 163 [40], clause 7.4.9
TSS reference:	ISDN-ISDN/Supplementary_services/CW/211902	
Selection criteria:	The called user is provided with CW, notification allowed.	
Test purpose:	Ensure that the Waiting call is released with "call rejected".	
Parameter values:	BC = PIXIT	
Comments:		

211903	ISDN reference to: ETSI EN 300 058-1 [17], clause 7	Other relevant references: ETSI EN 300 403-1 [1], clause 4.5.2.1 Recommendation ITU-T Q.699 [24], clauses 3.1.2 and 3.2.2 ETSI TS 183 036 [42], clause 5.2.11 Recommendation ITU-T Q.1912.5 [35], annex B.9 ETSI TS 129 163 [40], clause 7.4.9
TSS reference:	ISDN-ISDN/Supplementary_services/CW/211903	
Selection criteria:	The called user is provided with CW, notification allowed.	
Test purpose:	Ensure that the Waiting call is released at the terminating exchange after timer expired.	
Parameter values:	BC = PIXIT	
Comments:		

6.2.2.21 CCBS

212101	ISDN reference to: ETSI EN 300 359-1 [27]	Other relevant references: ETSI EN 300 356-1 [18] Recommendation ITU-T Q.699 [24], clauses 3.1.2 and 3.2.2 ETSI TS 183 036 [42], clause 5.2.14 Recommendation ITU-T Q.1912.5 [35], annex B.11 ETSI TS 129 163 [40], clause 7.4.11
TSS reference:	ISDN-ISDN/Supplementary_services/CCBS/212101	
Selection criteria:	<ul style="list-style-type: none"> - OLE and DLE are supporting the CCBS supplementary service and this supplementary service is available to user A. - Signalling procedures at the coincident S and T reference point. - Recall option = PIXIT. - User A is in network N1, user B is in network N2. 	
Test purpose:	Ensure that user A can establish a successful CCBS call setup if a multipoint configuration exists.	
Parameter values:	BC = PIXIT	
Comments:	<p>The network N1 in the Disconnect Indication call state N12 and CCBS Idle state and Retention Active state for CCBS, on receipt of a FACILITY message containing a Facility information element with a CCBSRequest invoke component including the CallLinkageID, sends a FACILITY message containing a Facility information element with a CBSRequest return result component including the CCBSReference and recallMode.</p> <p>The network N1 in the Null call state N00 and CCBS Activated state in order to indicate that it is prepared for establishment of the requested call, sends a FACILITY message (UI frame) containing a Facility information element with a CCBSRemoteUserFree invoke component including the recallMode, cCBSReference, addressOfB and q931InfoElement.</p> <p>The network in the Null call state N00 and CCBS Free state, on receipt of a SETUP message containing Bearer capability information element(s) from the original call and a Facility information element with a CCBSCall invoke component including the CCBSReference from the previously sent CCBSRemoteUserFree invoke component, continues en-bloc basic call procedures using the retained call information and moves to call state N01.</p>	

212102	ISDN reference to: ETSI EN 300 359-1 [27], clauses 9.4.3.1 and 9.4.4.1	Other relevant references: ETSI EN 300 356-1 [18] Recommendation ITU-T Q.699 [24], clauses 3.1.2 and 3.2.2 ETSI TS 183 036 [42], clause 5.2.14 Recommendation ITU-T Q.1912.5 [35], annex B.11 ETSI TS 129 163 [40], clause 7.4.11
TSS reference:	ISDN-ISDN/Supplementary_services/CCBS/212102	
Selection criteria:	<ul style="list-style-type: none"> - OLE and DLE are supporting the CCBS supplementary service and this supplementary service is available to user A. - Signalling procedures at the coincident S and T reference point. - User A is in network N1, user B is in network N2. 	
Test purpose:	Ensure that user A in the call proceeding call state and in the CCBS Call init state, when user B has responded to the call with a ALERTING message User A receives an ALERTING message followed by a FACILITY message containing a Facility information element with a cCBSErase invoke indication cCBSEraseReason "normal-unspecified".	
Parameter values:	BC = PIXIT	
Comments:	The network N1 in the Outgoing call proceeding call state N03 and CCBS Call Init state, to indicate that user B has responded to the call with an ALERTING message, sends an ALERTING message followed by a FACILITY message containing a Facility information element with a cCBSErase invoke indicating cCBSEraseReason "normal-unspecified" and enters the call state N04.	

212103	ISDN reference to: ETSI EN 300 359-1 [27], clauses 9.2.1 and 9.4.4.1	Other relevant references: ETSI EN 300 356-1 [18] Recommendation ITU-T Q.699 [24], clauses 3.1.2 and 3.2.2 ETSI TS 183 036 [42], clause 5.2.14 Recommendation ITU-T Q.1912.5 [35], annex B.11 ETSI TS 129 163 [40], clause 7.4.11
TSS reference:	ISDN-ISDN/Supplementary_services/CCBS/212103	
Selection criteria:	<ul style="list-style-type: none"> - OLE and DLE are supporting the CCBS supplementary service and this supplementary service is available to user A. - Signalling procedures at the coincident S and T reference point. - User A is in network N1, user B is in network N2. 	
Test purpose:	Ensure that user A in the call proceeding call state and in the CCBS Call init state, when user B has responded to the call with a CONNECT message, user A receives a CONNECT message followed by a FACILITY message containing a Facility information element with a cCBSErase invoke indication cCBSEraseReason "normal-unspecified".	
Parameter values:	BC = PIXIT	
Comments:	The network N1 in the Outgoing call proceeding call state N03 and CCBS Call Init state, to indicate that user B has responded to the call with a CONNECT message, sends a CONNECT message followed by a FACILITY message containing a Facility information element with a cCBSErase invoke indicating cCBSEraseReason "normal-unspecified" and enters the call state N10.	

212104	ISDN reference to: ETSI EN 300 359-1 [27], clauses 9.2.1 and 9.4.4.1	Other relevant references: ETSI EN 300 356-1 [18] Recommendation ITU-T Q.699 [24], clauses 3.1.2 and 3.2.2 ETSI TS 183 036 [42], clause 5.2.14 Recommendation ITU-T Q.1912.5 [35], annex B.11 ETSI TS 129 163 [40], clause 7.4.11
TSS reference:	ISDN-ISDN/Supplementary_services/CCBS/212104	
Selection criteria:	<ul style="list-style-type: none"> - OLE and DLE are supporting the CCBS supplementary service and this supplementary service is available to user A. - Signalling procedures at the coincident S and T reference point. - User A is in network N1, user B is in network N2. 	
Test purpose:	Ensure that when the network A is in the call state N00 and CCBS Activated state the user can initiate the deactivation procedure.	
Parameter values:	BC = PIXIT	
Comments:	Ensure that the user (when the network A is in the call state N00 and CCBS Activated state), on receipt of a FACILITY message containing a Facility information element with a CCBSDeactivate invoke component including the correct CCBSReference parameter, sends to user A a FACILITY message containing a Facility information element with a CCBSDeactivate return result component with CCBSEraseReason indicating "normal-unspecified" and a Facility message containing a Facility information element with a CCBSErase invoke component.	

212105	ISDN reference to: ETSI EN 300 359-1 [27]	Other relevant references: ETSI EN 300 356-1 [18] Recommendation ITU-T Q.699 [24], clauses 3.1.2 and 3.2.2 ETSI TS 183 036 [42], clause 5.2.14 Recommendation ITU-T Q.1912.5 [35], annex B.11 ETSI TS 129 163 [40], clause 7.4.11
TSS reference:	ISDN-ISDN/Supplementary_services/CCBS/212105	
Selection criteria:	<ul style="list-style-type: none"> - OLE and DLE are supporting the CCBS supplementary service and this supplementary service is available to user A - Signalling procedures at the coincident S and T reference point - User A is in network N1, user B is in network N2. 	
Test purpose:	Ensure that when the network A is in the call state N00 and CCBS free state the user can initiate the deactivation procedure.	
Parameter values:	BC = PIXIT	
Comments:	Ensure that the user (when the network A is in the call state N00 and CCBS free state), on receipt of a FACILITY message containing a Facility information element with a CCBSDeactivate invoke component including the correct CCBSReference parameter, sends to user A a FACILITY message containing a Facility information element with a CCBSDeactivate return result component with CCBSEraseReason indicating "normal-unspecified" and a Facility message containing a Facility information element with a CCBSErase invoke component.	

212106	ISDN reference to: ETSI EN 300 357 [28], clause 6.3.1.1 ETSI EN 300 359-1 [27], clause 9.1.2	Other relevant references: ETSI EN 300 356-1 [18] Recommendation ITU-T Q.699 [24], clauses 3.1.2 and 3.2.2 ETSI TS 183 036 [42], clause 5.2.14 Recommendation ITU-T Q.1912.5 [35], annex B.11 ETSI TS 129 163 [40], clause 7.4.11
TSS reference:	ISDN-ISDN/Supplementary_services/CCBS/212106	
Selection criteria:	<ul style="list-style-type: none"> - OLE and DLE are supporting the CCBS supplementary service and this supplementary service is available to user A. - Signalling procedures at the coincident S and T reference point. - User A is in network N1, user B is in network N2. 	
Test purpose:	Ensure that network A cannot accept the CCBS request because the CCBS supplementary service is not available to the destination. The user A receives a FACILITY message containing a Facility information element with a CCBSRequest return error component indicating "longTermDenial".	
Parameter values:	BC = PIXIT	
Comments:	In the Disconnect call state and CCBS Idle state and Retain Active State, on receipt of a FACILITY message containing a Facility information element with a CCBSRequest invoke component including the CallLinkageID, but CCBS is not available to the destination, the user A receives a FACILITY message containing a Facility information element with a CCBSRequest return error component indicating "longTermDenial".	

212107	ISDN reference to: ETSI EN 300 357 [28], clause 6.3.1.1 ETSI EN 300 359-1 [27], clause 9.1.2	Other relevant references: ETSI EN 300 356-1 [18] Recommendation ITU-T Q.699 [24], clauses 3.1.2 and 3.2.2 ETSI TS 183 036 [42], clause 5.2.14 Recommendation ITU-T Q.1912.5 [35], annex B.11 ETSI TS 129 163 [40], clause 7.4.11
TSS reference:	ISDN-ISDN/Supplementary_services/CCBS/212107	
Selection criteria:	<ul style="list-style-type: none"> - OLE and DLE are supporting the CCBS supplementary service and this supplementary service is available to user A. - Signalling procedures at the coincident S and T reference point. - User A is in network N1, user B is in network N2. 	
Test purpose:	Ensure that network A cannot accept the CCBS request because the CCBS supplementary service is not available to the destination at this time.	
Parameter values:	BC = PIXIT	
Comments:	In the Disconnect call state and CCBS Idle state and Retain Active State, on receipt of a FACILITY message containing a Facility information element with a CCBSRequest invoke component including the CallLinkageID, but CCBS is not available to the destination at this time, the user A receives a FACILITY message containing a Facility information element with a CCBSRequest return error component indicating "shortTermDenial".	

212108	ISDN reference to: ETSI EN 300 359-1 [27]	Other relevant references: ETSI EN 300 356-1 [18]
TSS reference:	ISDN-ISDN/Supplementary_services/CCBS/212108	
Selection criteria:	<ul style="list-style-type: none"> - Network A and network B are supporting the CCBS supplementary service and this supplementary service is available to user A. - Signalling procedures at the coincident S and T reference point. 	
Test purpose:	Ensure that if network A is informed that user B is not busy and user A is busy, the network A shall inform user A by sending a CCBSFree invoke component to user A and suspend CCBS processing.	
Parameter values:	BC = PIXIT	
Comments:		

212109	ISDN reference to: ETSI EN 300 359-1 [27]	Other relevant references: ETSI EN 300 356-1 [18] Recommendation ITU-T Q.699 [24], clauses 3.1.2 and 3.2.2 ETSI TS 183 036 [42], clause 5.2.14 Recommendation ITU-T Q.1912.5 [35], annex B.11 ETSI TS 129 163 [40], clause 7.4.11
TSS reference:	ISDN-ISDN/Supplementary_services/CCBS/212109	
Selection criteria:	<ul style="list-style-type: none"> - Network A and network B are supporting the CCBS supplementary service and this supplementary service is available to user A. - Signalling procedures at the coincident S and T reference point. - Recall option = PIXIT. 	
Test purpose:	Ensure that if network A cannot accept the request because no B-cannel can be selected, network A shall suspend the CCBS request at network B.	
Parameter values:	BC = PIXIT	
Comments:	Ensure that network A in the CCBS free state on receipt of SETUP message containing Bearer capability information element from the original call and a Facility information element with a CCBSCall invoke component including the CCBSReference from the previously sent CCBSRemoteUserFree invoke component, when no B-channels can be selected, the network A sends to user a RELEASE COMPLETE with the cause #34 or #43 and moves to call state N00. Furthermore, network A shall suspend the CCBS request at network B.	

212110	ISDN reference to: ETSI EN 300 359-1 [27]	Other relevant references: ETSI EN 300 356-1 [18] Recommendation ITU-T Q.699 [24], clauses 3.1.2 and 3.2.2 ETSI TS 183 036 [42], clause 5.2.14 Recommendation ITU-T Q.1912.5 [35], annex B.11 ETSI TS 129 163 [40], clause 7.4.11
TSS reference:	ISDN-ISDN/Supplementary_services/CCBS/212110	
Selection criteria:	<ul style="list-style-type: none"> - Network A and network B are supporting the CCBS supplementary service and this supplementary service is available to user A. - Signalling procedures at the coincident S and T reference point. - The network option "CCBS request retention" is set to "yes". 	
Test purpose:	Ensure that if network B cannot establish the call because user B is busy again, network B is proceeding with normal call clearing and Network B shall resume monitoring user B for being not busy.	
Parameter values:	BC = PIXIT	
Comments:	Ensure that the network A in the Outgoing Call Proceeding state and CCBS Call Init State, if network B cannot establish the call because user B is busy again, the network A sends to user A a DISCONNECT: not containing a Facility information element with a CCBSErase invoke component. Network B shall resume monitoring user B for being not busy.	

212111	ISDN reference to: ETSI EN 300 359-1 [27]	Other relevant references: ETSI EN 300 356-1 [18] Recommendation ITU-T Q.699 [24], clauses 3.1.2 and 3.2.2 ETSI TS 183 036 [42], clause 5.2.14 Recommendation ITU-T Q.1912.5 [35], annex B.11 ETSI TS 129 163 [40], clause 7.4.11
TSS reference:	ISDN-ISDN/Supplementary_services/CCBS/212111	
Selection criteria:	<ul style="list-style-type: none"> - Network A and network B are supporting the CCBS supplementary service and this supplementary service is available to user A. - Signalling procedures at the coincident S and T reference point. - Network option "CCBS request retention" is set to "no". - Multipoint configuration. 	
Test purpose:	Ensure that if network B cannot establish the call because user B is busy again, network B is proceeding with normal call clearing User A can activate the CCBS supplementary service again.	
Parameter values:	BC = PIXIT	
Comments:	Ensure that the network A in the Outgoing Call Proceeding state and CCBS Call Init State, where a multipoint configuration exists, if network B cannot establish the call because user B is busy again, the network A sends to user A a DISCONNECT: or RELEASE COMPLETE message containing a Facility information element with a CallInfoRetain invoke component including a CallLinkageID sends a FACILITY message (UI frame) containing a Facility information element with a CCBSErase invoke component including CCBSEraseReason encoded as "basic-call-failed". User A can activate the CCBS supplementary service again.	

212112	ISDN reference to: ETSI EN 300 359-1 [27]	Other relevant references: ETSI EN 300 356-1 [18] Recommendation ITU-T Q.699 [24], clauses 3.1.2 and 3.2.2 ETSI TS 183 036 [42], clause 5.2.14 Recommendation ITU-T Q.1912.5 [35], annex B.11 ETSI TS 129 163 [40], clause 7.4.11
TSS reference:	ISDN-ISDN/Supplementary_services/CCBS/212112	
Selection criteria:	<ul style="list-style-type: none"> - Network A and network B are supporting the CCBS supplementary service and this supplementary service is available to user A. - Signalling procedures at the coincident S and T reference point. - Network option "CCBS request retention" is set to "no". - Multipoint configuration. 	
Test purpose:	Ensure that the network A in the Outgoing Call Proceeding state and CCBS Call Init State, where a multipoint configuration exists, if network B cannot establish the call for any reason other than the called user is busy, the network A sends to user A a DISCONNECT message containing a Facility information element with a CallInfoRetain invoke component including a CallLinkageID sends a FACILITY message (UI frame) containing a Facility information element with a CCBSErase invoke component including CCBSEraseReason encoded as "basic-call-failed". User A can activate the CCBS supplementary service again.	
Parameter values:	BC = PIXIT	
Comments:		

212113	ISDN reference to: ETSI EN 300 359-1 [27]	Other relevant references: ETSI EN 300 356-1 [18] Recommendation ITU-T Q.699 [24], clauses 3.1.2 and 3.2.2 ETSI TS 183 036 [42], clause 5.2.14 Recommendation ITU-T Q.1912.5 [35], annex B.11 ETSI TS 129 163 [40], clause 7.4.11
TSS reference:	ISDN-ISDN/Supplementary_services/CCBS/212113	
Selection criteria:	<ul style="list-style-type: none"> - Network A and network B are supporting the CCBS supplementary service and this supplementary service is available to user A. - Signalling procedures at the coincident S and T reference point. 	
Test purpose:	Ensure that the network A in the Outgoing Call Proceeding state and CCBS Call Init State, where a multipoint configuration exists, on receipt of a DISCONNECT message from the served user the network A sends to user A a RELEASE COMPLETE message and a FACILITY message (UI frame) containing a Facility information element with a CCBSErase invoke component including CCBSEraseReason encoded as "basic-call-failed".	
Parameter values:	BC = PIXIT	
Comments:		

212114	ISDN reference to: ETSI EN 300 359-1 [27]	Other relevant references: ETSI EN 300 356-1 [18] Recommendation ITU-T Q.699 [24], clauses 3.1.2 and 3.2.2 ETSI TS 183 036 [42], clause 5.2.14 Recommendation ITU-T Q.1912.5 [35], annex B.11 ETSI TS 129 163 [40], clause 7.4.11
TSS reference:	ISDN-ISDN/Supplementary_services/CCBS/212114	
Selection criteria:	<ul style="list-style-type: none"> - Network A and network B are supporting the CCBS supplementary service and this supplementary service is available to user A. - Signalling procedures at the coincident S and T reference point. 	
Test purpose:	Ensure that the network A in the Null call state and CCBS Free state, where a multipoint configuration exists, and the T-CCBS3 expires, the network A sends to user A a FACILITY message (UI frame) containing a Facility information element with a CCBSErase invoke component including CCBSEraseReason encoded as "t-CCBS3-timeout".	
Parameter values:	BC = PIXIT	
Comments:		

212115	ISDN reference to: ETSI EN 300 359-1 [27]	Other relevant references: ETSI EN 300 356-1 [18] Recommendation ITU-T Q.699 [24], clauses 3.1.2 and 3.2.2 ETSI TS 183 036 [42], clause 5.2.14 Recommendation ITU-T Q.1912.5 [35], annex B.11 ETSI TS 129 163 [40], clause 7.4.11
TSS reference:	ISDN-ISDN/Supplementary_services/CCBS/212115	
Selection criteria:	<ul style="list-style-type: none"> - Network A and network B are supporting the CCBS supplementary service and this supplementary service is available to user A. - Signalling procedures at the T reference point at both ends. 	
Test purpose:	Ensure that network A can initiate a CCBS call to Network B.	
Parameter values:	BC = PIXIT	
Comments:	<p>Ensure that the network A (in the in the Outgoing Call Proceeding and in the CCBS Idle state Null call state) to indicate that user B is busy sends to user A DISCONNECT: (or RELEASE COMPLETE) message with cause #17 or #34, containing a Facility information element with CCBS-T-Available invoke component.</p> <p>The network A on receipt of a REGISTER message containing a Facility information element with a CCBS-T-Request invoke component including the retentionSupported parameter set to TRUE receives a FACILITY message with a Facility information element with a CCBS-T-Request return result component including the parameter retentionSupported set to TRUE.</p> <p>To indicate that the destination has become not busy user A receives a FACILITY containing a Facility information element with a CCBS-T-RemoteUserFree invoke component.</p> <p>On receipt of SETUP message containing Bearer capability information element from the original call and a Facility information element with a CCBSInvoke component including the CCBSReference from the previously sent CCBS-T-RemoteUserFree invoke component, the Network A shall initiate a CCBS call to Network B.</p>	

212116	ISDN reference to: ETSI EN 300 359-1 [27]	Other relevant references: ETSI EN 300 356-1 [18] Recommendation ITU-T Q.699 [24], clauses 3.1.2 and 3.2.2 ETSI TS 183 036 [42], clause 5.2.14 Recommendation ITU-T Q.1912.5 [35], annex B.11 ETSI TS 129 163 [40], clause 7.4.11
TSS reference:	ISDN-ISDN/Supplementary_services/CCBS/212116	
Selection criteria:	<ul style="list-style-type: none"> - Network A and network B are supporting the CCBS supplementary service and this supplementary service is available to user A. - Signalling procedures at the T reference point at both ends. 	
Test purpose:	Ensure that the public network cannot accept the CCBS request because CCBS is not available to the destination at this time.	
Parameter values:	BC = PIXIT	
Comments:	<p>Ensure that the network A (in the in the Outgoing Call Proceeding and in the CCBS Idle state Null call state) to indicate that user B is busy sends to user A DISCONNECT: (or RELEASE COMPLETE) message with clause #17 or #34, containing a Facility information element with CCBS-T-Available invoke component at this time.</p> <p>On receipt of a (network A is in the call state N00, CCBS Idle state) REGISTER message containing a Facility information element with a CCBS-T-Request invoke component but the supplementary service CCBS is not available at this time to the destination.</p> <p>The user A receives a FACILITY message containing a Facility information element with a CCBSRequest return error component indicating "shortTermDenial" and then receives RELEASE message with clause #31 to clear the signalling connection or receives a RELEASE message with clause #31 containing a Facility information element with a CCBSRequest return error component indicating "shortTermDenial".</p>	

212117	ISDN reference to: ETSI EN 300 359-1 [27]	Other relevant references: ETSI EN 300 356-1 [18] Recommendation ITU-T Q.699 [24], clauses 3.1.2 and 3.2.2 ETSI TS 183 036 [42], clause 5.2.14 Recommendation ITU-T Q.1912.5 [35], annex B.11 ETSI TS 129 163 [40], clause 7.4.11
TSS reference:	ISDN-ISDN/Supplementary_services/CCBS/212117	
Selection criteria:	<ul style="list-style-type: none"> - Network A and network B are supporting the CCBS supplementary service and this supplementary service is available to user A. - Signalling procedures at the T reference point at both ends. 	
Test purpose:	Ensure that the public network cannot accept the CCBS request because CCBS is not available to the destination.	
Parameter values:	BC = PIXIT	
Comments:	<p>Ensure that the network A (in the in the Outgoing Call Proceeding and in the CCBS Idle state Null call state) to indicate that user B is busy sends to user A DISCONNECT: (or RELEASE COMPLETE) message with clause #17 or #34, containing a Facility information element with CCBS-T-Available invoke component.</p> <p>On receipt of a (network A is in the call state N00, CCBS Idle state) REGISTER message containing a Facility information element with a CCBS-T-Request invoke component but the supplementary service CCBS is not available to the destination.</p> <p>The user A receives a FACILITY message containing a Facility information element with a CCBSRequest return error component indicating "longTermDenial" and then receives RELEASE message with clause #31 to clear the signalling connection or receives a RELEASE message with clause #31 containing a Facility information element with a CCBSRequest return error component indicating "longTermDenial".</p>	

212118	ISDN reference to: ETSI EN 300 359-1 [27]	Other relevant references: ETSI EN 300 356-1 [18] Recommendation ITU-T Q.699 [24], clauses 3.1.2 and 3.2.2 ETSI TS 183 036 [42], clause 5.2.14 Recommendation ITU-T Q.1912.5 [35], annex B.11 ETSI TS 129 163 [40], clause 7.4.11
TSS reference:	ISDN-ISDN/Supplementary_services/CCBS/212118	
Selection criteria:	<ul style="list-style-type: none"> - Network A and network B are supporting the CCBS supplementary service and this supplementary service is available to user A. - Signalling procedures at the T reference point at both ends. 	
Test purpose:	Ensure that the user in network A which is the CCBS Activated state, in order to deactivate the CCBS request sends a RELEASE message with clause value #31.	
Parameter values:	BC = PIXIT	
Comments:		

212119	ISDN reference to: ETSI EN 300 359-1 [27]	Other relevant references: ETSI EN 300 356-1 [18] Recommendation ITU-T Q.699 [24], clauses 3.1.2 and 3.2.2 ETSI TS 183 036 [42], clause 5.2.14 Recommendation ITU-T Q.1912.5 [35], annex B.11 ETSI TS 129 163 [40], clause 7.4.11
TSS reference:	ISDN-ISDN/Supplementary_services/CCBS/212119	
Selection criteria:	<ul style="list-style-type: none"> - OLE and DLE are supporting the CCBS supplementary service and this supplementary service is available to user A - Signalling procedures at the T reference point at both ends. 	
Test purpose:	Ensure that user A in the call proceeding call state and in the CCBS Call init state, when user B has responded to the call with a ALERTING: followed by a CONNECT message user A receives an ALERTING message followed by a CONNECT message.	
Parameter values:	BC = PIXIT	
Comments:		

212120	ISDN reference to: ETSI EN 300 359-1 [27]	Other relevant references: ETSI EN 300 356-1 [18] Recommendation ITU-T Q.699 [24], clauses 3.1.2 and 3.2.2 ETSI TS 183 036 [42], clause 5.2.14 Recommendation ITU-T Q.1912.5 [35], annex B.11 ETSI TS 129 163 [40], clause 7.4.11
TSS reference:	ISDN-ISDN/Supplementary_services/CCBS/212120	
Selection criteria:	<ul style="list-style-type: none"> - Network A and network B are supporting the CCBS supplementary service and this supplementary service is available to user A. - Signalling procedures at the T reference point at both ends. - The network option "CCBS request retention" is set to "yes". 	
Test purpose:	Ensure that if network B cannot establish the call because user B is busy again, network B is proceeding with normal call clearing and Network B shall resume monitoring user B for being not busy.	
Parameter values:	BC = PIXIT	
Comments:	Ensure that the network A in the Outgoing Call Proceeding state and CCBS Call Init State, if network B cannot establish the call because user B is busy again, the network A sends to user A a DISCONNECT: containing a CCBS-T-Available invoke component. Network B shall resume monitoring user B for being not busy.	

212121	ISDN reference to: ETSI EN 300 359-1 [27]	Other relevant references: ETSI EN 300 356-1 [18] Recommendation ITU-T Q.699 [24], clauses 3.1.2 and 3.2.2 ETSI TS 183 036 [42], clause 5.2.14 Recommendation ITU-T Q.1912.5 [35], annex B.11 ETSI TS 129 163 [40], clause 7.4.11
TSS reference:	ISDN-ISDN/Supplementary_services/CCBS/212121	
Selection criteria:	<ul style="list-style-type: none"> - Network A and network B are supporting the CCBS supplementary service and this supplementary service is available to user A. - Signalling procedures at the T reference point at both ends. - Network option "CCBS request retention" is set to "no". 	
Test purpose:	Ensure that if network B cannot establish the call because user B is busy again, network B is proceeding with normal call clearing User A can activate the CCBS supplementary service again.	
Parameter values:	BC = PIXIT	
Comments:	Ensure that the network A in the Outgoing Call Proceeding state and CCBS Call Init State, if network B cannot establish the call because user B is busy again, the network A sends to user A a DISCONNECT message containing a Facility information element with a CCBS-T-Available invoke component.	

6.2.2.22 CCNR

212201	ISDN reference to: ETSI EN 301 065-1 [29]	Other relevant references: Recommendation ITU-T Q.699 [24], clauses 3.1.2 and 3.2.2 ETSI TS 183 036 [42], clause 5.2.15 Recommendation ITU-T Q.1912.5 [35], annex B.12 ETSI TS 129 163 [40], clause 7.4.12
TSS reference:	ISDN-ISDN/Supplementary_services/CCNR/212201	
Selection criteria:	<ul style="list-style-type: none"> - OLE and DLE are supporting the CCNR supplementary service and this supplementary service is available to user A. - Signalling procedures at the coincident S and T reference point. - Recall option = PIXIT. - Point-to-multipoint configuration applies. 	
Test purpose:	Ensure that when user A has an ALERTING: indication received from user B, user A can activate CCNR and establish a successful CCNR call setup if a point-to-multipoint configuration applies.	
Parameter values:	BC = PIXIT	
Comments:	<p>User A has an ALERTING: indication received from user B. Network A shall retain the CCNR available indication determined by user B. (The network is in the call state N4 and in the Retain Active and CCNR Idle state).</p> <p>On receipt of FACILITY message containing a Facility information element with a CCNRRequest invoke component including the callLinkageID parameter</p> <p>The network sends a DISCONNECT message containing a Cause information element indicating cause value #31 "normal unspecified" and a FACILITY message with the dummy call reference containing a Facility information element with CCNRRequest return result component. (The network is in the CCNR Activated state).</p> <p>Is user A neither busy nor CCBS busy on receipt of a RemoteUserFree invoke component from the network B, the Network A shall send to user A a FACILITY message containing a Facility information element with a CCBSremoteUserFree invoke component (the network is in the CCNR free state).</p> <p>On receipt of SETUP message containing Bearer capability information element(s) from the original call and a Facility information element with a CCBSCall invoke component including the CCBSReference from the previously sent CCBSRemoteUserFree invoke component, the network A sends to user A a FACILITY message (UI frame) containing a Facility information element with a CCBSStopAlerting invoke component including the CCBSReference followed by a CALL PROCEEDING message.</p>	

212202	ISDN reference to: ETSI EN 301 065-1 [29]	Other relevant references:
TSS reference:	ISDN-ISDN/Supplementary_services/CCNR/212202	
Selection criteria:	<ul style="list-style-type: none"> - OLE and DLE are supporting the CCNR supplementary service and this supplementary service is available to user A. - Signalling procedures at the coincident S and T reference point. - Recall option = PIXIT. - Point-to-multipoint configuration applies. 	
Test purpose:	Ensure that when CCNR supplementary service is not activated and the call is cleared after ALERTING: has been sent to user A, user A can activate CCNR and establish a successful CCNR call setup if a point-to-multipoint configuration applies.	
Parameter values:	BC = PIXIT	
Comments:	<p>The network A in the call state N0 and in the Retain Active and CCNR Idle state) on receipt of FACILITY message containing a Facility information element with a CCNRRequest invoke component including the callLinkageID parameter sends a FACILITY message with the dummy call reference containing a Facility information element with CCNRRequest return result component. (The network is in the call state N0 and CCNR Activated state).</p> <p>Is user A neither busy nor CCBS busy on receipt of a RemoteUserFree invoke component from the network B, the Network A shall send to user A a FACILITY message containing a Facility information element with a CCBSremoteUserFree invoke component (the network is in the CCNR free state).</p> <p>On receipt of SETUP message containing Bearer capability information element(s) from the original call and a Facility information element with a CCBSCall invoke component including the CCBSReference from the previously sent CCBSRemoteUserFree invoke component, the network A sends to user A a FACILITY message (UI frame) containing a Facility information element with a CCBSStopAlerting invoke component including the CCBSReference followed by a CALL PROCEEDING message.</p>	

212203	ISDN reference to: ETSI EN 301 065-1 [29]	Other relevant references:
TSS reference:	ISDN-ISDN/Supplementary_services/CCNR/212203	
Selection criteria:	<ul style="list-style-type: none"> - OLE and DLE are supporting the CCNR supplementary service and this supplementary service is available to user A. - Signalling procedures at the coincident S and T reference point. 	
Test purpose:	Ensure that user A in the call proceeding call state and in the CCNR Call init state, when user B has responded to the call with a CONNECT message, user A receives a CONNECT message. Has the CCNR request not been deactivated, the user receives a FACILITY message containing a Facility information element with a cCBSErase invoke indication cCBSEraseReason "normal-unspecified".	
Parameter values:	BC = PIXIT	
Comments:		

212204	ISDN reference to: ETSI EN 301 065-1 [29]	Other relevant references:
TSS reference:	ISDN-ISDN/Supplementary_services/CCNR/212204	
Selection criteria:	<ul style="list-style-type: none"> - OLE and DLE are supporting the CCBS supplementary service and this supplementary service is available to user A. - Signalling procedures at the coincident S and T reference point. 	
Test purpose:	Ensure that when the network A is in the call state N00 and CCNR Activated state, the user can initiate the deactivation procedure.	
Parameter values:	BC = PIXIT	
Comments:	Ensure that the user (when the network A is in the call state N00 and CCNR Activated state), on receipt of a FACILITY message containing a Facility information element with a CCBSDeactivate invoke component including the correct CCBSReference parameter, sends to user A a FACILITY message containing a Facility information element with a CCBSDeactivate return result component.	

212205	ISDN reference to: ETSI EN 301 065-1 [29]	Other relevant references: Recommendation ITU-T Q.699 [24], clauses 3.1.2 and 3.2.2 ETSI TS 183 036 [42], clause 5.2.15 Recommendation ITU-T Q.1912.5 [35], annex B.12 ETSI TS 129 163 [40], clause 7.4.12
TSS reference:	ISDN-ISDN/Supplementary_services/CCNR/212205	
Selection criteria:	<ul style="list-style-type: none"> - OLE and DLE are supporting the CCBS supplementary service and this supplementary service is available to user A. - Signalling procedures at the coincident S and T reference point. 	
Test purpose:	Ensure that network A cannot accept the CCNR request because the CCBS supplementary service is not available to the destination.	
Parameter values:	BC = PIXIT	
Comments:	In the Disconnect call state and CCNR Idle state and Retain Active State, on receipt of a FACILITY message containing a Facility information element with a CCNRRequest invoke component including the CallLinkageID, but CCBS is not available to the destination, the user A receives a FACILITY message containing a Facility information element with a CCBSRequest return error component indicating "shortTermDenial" or "longTermDenial".	

212206	ISDN reference to: ETSI EN 301 065-1 [29]	Other relevant references:
TSS reference:	ISDN-ISDN/Supplementary_services/CCNR/212206	
Selection criteria:	<ul style="list-style-type: none"> - Network A and network B are supporting the CCBS supplementary service and this supplementary service is available to user A. - Signalling procedures at the coincident S and T reference point. 	
Test purpose:	Ensure that if network A is informed that user B is not busy and user A is busy, the network A shall inform user A by sending a CCBSFree invoke component to user A and suspend CCNR processing.	
Parameter values:	BC = PIXIT	
Comments:		

212207	ISDN reference to: ETSI EN 301 065-1 [29]	Other relevant references: Recommendation ITU-T Q.699 [24], clauses 3.1.2 and 3.2.2 ETSI TS 183 036 [42], clause 5.2.15 Recommendation ITU-T Q.1912.5 [35], annex B.12 ETSI TS 129 163 [40], clause 7.4.12
TSS reference:	ISDN-ISDN/Supplementary_services/CCNR/212207	
Selection criteria:	<ul style="list-style-type: none"> - Network A and network B are supporting the CCBS supplementary service and this supplementary service is available to user A. - Signalling procedures at the coincident S and T reference point. - Recall option = PIXIT. 	
Test purpose:	Ensure that if network A cannot accept the request because no B-cannel can be selected, network A shall suspend the CCNR request at network B.	
Parameter values:	BC = PIXIT	
Comments:	Ensure that network A in the CCNR free state on receipt of SETUP message containing Bearer capability information element from the original call and a Facility information element with a CCBSCall invoke component including the CCBSReference from the previously sent CCBSRemoteUserFree invoke component, when no B-channels can be selected, the network A sends to user a RELEASE COMPLETE with the cause #34 or #43 and moves to call state N00. Furthermore, network A shall suspend the CCNR request at network B.	

212208	ISDN reference to: ETSI EN 301 065-1 [29]	Other relevant references: Recommendation ITU-T Q.699 [24], clauses 3.1.2 and 3.2.2 ETSI TS 183 036 [42], clause 5.2.15 Recommendation ITU-T Q.1912.5 [35], annex B.12 ETSI TS 129 163 [40], clause 7.4.12
TSS reference:	ISDN-ISDN/Supplementary_services/CCNR/212208	
Selection criteria:	<ul style="list-style-type: none"> - Network A and network B are supporting the CCBS supplementary service and this supplementary service is available to user A. - Signalling procedures at the coincident S and T reference point. - The network option "CCBS request retention" is set to "yes". 	
Test purpose:	Ensure that if network B cannot establish the call because user B is busy again, network B is proceeding with normal call clearing and Network B shall resume monitoring user B for being not busy.	
Parameter values:	BC = PIXIT	
Comments:	Ensure that the network A in the Outgoing Call Proceeding state and CCBS Call Init State, if network B cannot establish the call because user B is busy again, the network A sends to user A a DISCONNECT: not containing a Facility information element with a CCBSERase invoke component. Network B shall resume monitoring user B for being not busy.	

212209	ISDN reference to: ETSI EN 301 065-1 [29]	Other relevant references: Recommendation ITU-T Q.699 [24], clauses 3.1.2 and 3.2.2 ETSI TS 183 036 [42], clause 5.2.15 Recommendation ITU-T Q.1912.5 [35], annex B.12 ETSI TS 129 163 [40], clause 7.4.12
TSS reference:	ISDN-ISDN/Supplementary_services/CCNR/212209	
Selection criteria:	<ul style="list-style-type: none"> - Network A and network B are supporting the CCBS supplementary service and this supplementary service is available to user A. - Signalling procedures at the coincident S and T reference point. - Network option "CCBS request retention" is set to "no". 	
Test purpose:	Ensure that if network B cannot establish the call because user B is busy again, network B is proceeding with normal call clearing User A can activate the CCNR supplementary service again.	
Parameter values:	BC = PIXIT	
Comments:	Ensure that the network A in the Outgoing Call Proceeding state and CCNR Call Init State, if network B cannot establish the call because user B is busy again, the network A sends to user A DISCONNECT message containing a Facility information element with a CallInfoRetain invoke component including a CallLinkageID sends a FACILITY message containing a Facility information element with a CCBSErase invoke component including CCBSEraseReason encoded as "basic-call-failed. User A can activate the CCNR supplementary service again.	

212210	ISDN reference to: ETSI EN 300 138-1 [7], clause 9.4.1.2	Other relevant references: ETSI EN 300 356-1 [18] Recommendation ITU-T Q.699 [24], clauses 3.1.2 and 3.2.2 ETSI TS 183 036 [42], clause 5.2.15 Recommendation ITU-T Q.1912.5 [35], annex B.12 ETSI TS 129 163 [40], clause 7.4.12
TSS reference:	ISDN-ISDN/Supplementary_services/CCNR/212210	
Selection criteria:	<ul style="list-style-type: none"> - Network A and network B are supporting the CCNR supplementary service and this supplementary service is available to user A. - Signalling procedures at the coincident S and T reference point. 	
Test purpose:	Ensure that the network A in the Null call state and CCNR Free state and the T-CCBS3 expires. The network A sends to user A a FACILITY message containing a Facility information element with a CCBSErase invoke component including CCBSEraseReason encoded as "t-CCBS3-timout".	
Parameter values:	BC = PIXIT	
Comments:		

212211	ISDN reference to: ETSI EN 300 138-1 [7], clause 10.2.2	Other relevant references: ETSI EN 300 356-1 [18] Recommendation ITU-T Q.699 [24], clauses 3.1.2 and 3.2.2 ETSI TS 183 036 [42], clause 5.2.15 Recommendation ITU-T Q.1912.5 [35], annex B.12 ETSI TS 129 163 [40], clause 7.4.12
TSS reference:	ISDN-ISDN/Supplementary_services/CCNR/212211	
Selection criteria:	<ul style="list-style-type: none"> - Network A and network B are supporting the CCBS supplementary service and this supplementary service is available to user A. - Signalling procedures at the T reference point at both ends. 	
Test purpose:	Ensure that network A can initiate a CCNR call to Network B.	
Parameter values:	BC = PIXIT	
Comments:	<p>Ensure that the network A (in the in the Outgoing Call Proceeding and in the CCBS Idle state Null call state) to indicate that user reached the alerting state B sends user A an ALERTING message, containing a Facility information element with CCBS-T-Available invoke component.</p> <p>The network A on receipt of a REGISTER message containing a Facility information element with a CCNR-T-Request invoke component including the retentionSupported parameter set to TRUE receives a FACILITY message with a Facility information element with a CCNR-T-Request return result component including the parameter retentionSupported set to TRUE.</p> <p>To indicate that the destination has become not busy user A receives a FACILITY containing a Facility information element with a CCBS-T-RemoteUserFree invoke component.</p> <p>On receipt of SETUP message containing Bearer capability information element from the original call and a Facility information element with a CCBS call invoke component including the CCBSReference from the previously sent CCBS-T-RemoteUserFree invoke component, the Network A shall initiate a CCBS call to Network B and sends a CALL PROCEEDING.</p>	

212212	ISDN reference to: ETSI EN 300 138-1 [7], clause 10.1.2.2	Other relevant references: ETSI EN 300 356-1 [18] Recommendation ITU-T Q.699 [24], clauses 3.1.2 and 3.2.2 ETSI TS 183 036 [42], clause 5.2.15 Recommendation ITU-T Q.1912.5 [35], annex B.12 ETSI TS 129 163 [40], clause 7.4.12
TSS reference:	ISDN-ISDN/Supplementary_services/CCNR/212212	
Selection criteria:	<ul style="list-style-type: none"> - Network A and network B are supporting the CCNR supplementary service and this supplementary service is available to user A. - Signalling procedures at the T reference point at both ends. 	
Test purpose:	Ensure that the public network cannot accept the CCNR request because CCNR is not available to the destination at this time.	
Parameter values:	BC = PIXIT	
Comments:	<p>Ensure that the network A (in the in the Outgoing Call Proceeding and in the CCBS Idle state Null call state) to indicate that user reached the alerting state B sends user A an ALERTING message, containing a Facility information element with CCBS-T-Available invoke component.</p> <p>The network A on receipt of a REGISTER message containing a Facility information element with a CCNR-T-Request invoke component but the supplementary service CCNR is not available at this time to the destination.</p> <p>The user A receives a RELEASE message containing a Facility information element with a CCNRRequest return error component indicating "shortTermDenial".</p>	

212213	ISDN reference to: ETSI EN 300 138-1 [7], clause 10.1.2.2	Other relevant references: ETSI EN 300 356-1 [18] Recommendation ITU-T Q.699 [24], clauses 3.1.2 and 3.2.2 ETSI TS 183 036 [42], clause 5.2.15 Recommendation ITU-T Q.1912.5 [35], annex B.12 ETSI TS 129 163 [40], clause 7.4.12
TSS reference:	ISDN-ISDN/Supplementary_services/CCNR/212213	
Selection criteria:	<ul style="list-style-type: none"> - Network A and network B are supporting the CCNR supplementary service and this supplementary service is available to user A. - Signalling procedures at the T reference point at both ends. 	
Test purpose:	Ensure that the public network cannot accept the CCNR request because CCNR is not available to the destination.	
Parameter values:	BC = PIXIT	
Comments:	<p>Ensure that the network A (in the in the Outgoing Call Proceeding and in the CCBS Idle state Null call state) to indicate that user reached the alerting state B sends user A an ALERTING message, containing a Facility information element with CCBS-T-Available invoke component.</p> <p>The network A on receipt of a REGISTER message containing a Facility information element with a CCNR-T-Request invoke component but the supplementary service CCNR is not available at this time to the destination.</p> <p>The user A receives a RELEASE message containing a Facility information element with a CCNRRequest return error component indicating "longTermDenial".</p>	

212214	ISDN reference to: ETSI EN 301 065-1 [29], clause 10.1.7.1	Other relevant references: Recommendation ITU-T Q.699 [24], clauses 3.1.2 and 3.2.2 ETSI TS 183 036 [42], clause 5.2.15 Recommendation ITU-T Q.1912.5 [35], annex B.12 ETSI TS 129 163 [40], clause 7.4.12
TSS reference:	ISDN-ISDN/Supplementary_services/CCNR/212214	
Selection criteria:	<ul style="list-style-type: none"> - Network A and network B are supporting the CCNR supplementary service and this supplementary service is available to user A. - Signalling procedures at the T reference point at both ends. 	
Test purpose:	Ensure that user A receiving a FACILITY message containing a Facility information element with a CCBS-T-RemoteUserFree invoke component, in order to deactivate the CCNR sends a RELEASE message with cause value #31.	
Parameter values:	BC = PIXIT	
Comments:		

212215	ISDN reference to: ETSI EN 301 065-1 [29], clause 10.1.6.2	Other relevant references: Recommendation ITU-T Q.699 [24], clauses 3.1.2 and 3.2.2 ETSI TS 183 036 [42], clause 5.2.15 Recommendation ITU-T Q.1912.5 [35], annex B.12 ETSI TS 129 163 [40], clause 7.4.12
TSS reference:	ISDN-ISDN/Supplementary_services/CCNR/212215	
Selection criteria:	<ul style="list-style-type: none"> - Network A and network B are supporting the CCBS supplementary service and this supplementary service is available to user A. - Signalling procedures at the T reference point at both ends. - The network option "CCBS request retention" is set to "yes". 	
Test purpose:	Ensure that if network B cannot establish the call because user B is busy again, network B is proceeding with normal call clearing and Network B shall resume monitoring user B for being not busy.	
Parameter values:	BC = PIXIT	
Comments:		

212216	ISDN reference to: ETSI EN 301 065-1 [29], clause 10.1.6.2	Other relevant references: Recommendation ITU-T Q.699 [24], clauses 3.1.2 and 3.2.2 ETSI TS 183 036 [42], clause 5.2.15 Recommendation ITU-T Q.1912.5 [35], annex B.12 ETSI TS 129 163 [40], clause 7.4.12
TSS reference:	ISDN-ISDN/Supplementary_services/CCNR/212216	
Selection criteria:	<ul style="list-style-type: none"> - Network A and network B are supporting the CCNR supplementary service and this supplementary service is available to user A. - Signalling procedures at the T reference point at both ends. - Network option "CCBS request retention" is set to "no". 	
Test purpose:	Ensure that if network B cannot establish the call because user B is busy again, network B is proceeding with normal call clearing User A can activate the CCNR supplementary service again.	
Parameter values:	BC = PIXIT	
Comments:		

6.2.2.23 Comb

212301	ISDN reference to: ETSI EN 300 195-1 [20], clause 5	Other relevant references:
TSS reference:	ISDN-ISDN/Supplementary_services/Comb/212301	
Selection criteria:	The calling user is provided with COLP, UUS1 implicit request and belong to a CUG with outgoing access allowed, the called user is provided with CLIP and SUB.	
Test purpose:	Ensure that when Calling party number is provided by the calling user with Calling party subaddress, Called party subaddress and User-user information elements, all the information elements are correctly delivered to the called user in the SETUP message sent by the network to the called user and when the Connected number is provided by the called user with Connected subaddress and User-user information elements, all the information elements are correctly delivered in the CONNECT message sent by the network to the calling user.	
Parameter values:	BC = speech, HLC = telephony, UI length = 32, SI = UPVP	
Comments:		

212302	ISDN reference to: ETSI EN 300 195-1 [20], clauses 5.29 and 5.27	Other relevant references:
TSS reference:	ISDN-ISDN/Supplementary_services/Comb/212302	
Selection criteria:	The calling user is provided with COLP, UUS1 implicit request, the called user is provided with CLIP and CFB, the forwarded-to user is provided with CLIP.	
Test purpose:	Ensure that when Calling party number is provided by the calling user with Calling party subaddress and User-user information elements, all the information elements are correctly transferred to the forwarded-to user and delivered in the SETUP message sent by the network to the forwarded-to user without any bearer/teleservice change, and when the Connected number is provided by the forwarded-to user with Connected subaddress and User-user information elements, all the information elements are correctly delivered in the CONNECT message sent by the network to the calling user.	
Parameter values:	BC = speech, HLC = telephony, UI length = 32, SI = UPVP	
Comments:		

212303	ISDN reference to: ETSI EN 300 195-1 [20], clause 5	Other relevant references:
TSS reference:	ISDN-ISDN/Supplementary_services/Comb/212303	
Selection criteria:	The called user is Freephone subscriber provided with CLIP.	
Test purpose:	Ensure that when Calling party number is provided by the calling user, the Calling party number information element is delivered correctly to the called user.	
Parameter values:	BC = speech, SI = UPVP	
Comments:		

6.2.2.24 DDI

212401	ISDN reference to: ETSI EN 300 403-1 [1], clause 5.1.5.1	Other relevant references:
TSS reference:	ISDN-ISDN/Supplementary_services/DDI/212401	
Selection criteria:	<ul style="list-style-type: none"> - en-bloc sending at user A; - DDI at user B. 	
Test purpose:	Ensure that call establishment using en-bloc sending is performed correctly when user B supports DDI.	
Parameter values:	BC = PIXIT	
Comments:	The network in the Null call state N00, to indicate an incoming call and the full ISDN number is available, transmits to user B SETUP message with a valid Called party number information element with the numbering plan Identification field set to "ISDN/telephony numbering plan" and type of number field set to "unknown" with the DDI digits contained in the number digits field.	

212402	ISDN reference to: ETSI EN 300 403-1 [1], clause 5.1.5.2	Other relevant references:
TSS reference:	ISDN-ISDN/Supplementary_services/DDI/212402	
Selection criteria:	<ul style="list-style-type: none"> - Overlap sending at user A. - DDI at user B. 	
Test purpose:	Ensure that call establishment using overlap sending is performed correctly when user B supports DDI.	
Parameter values:	BC = PIXIT	
Comments:	The network in the call state N25 to indicate that an INFORMATION message received from the originating network contained a Called party number information element with the full ISDN number including DDI digits and a Sending complete information element is to be sent to the called user, transmits to user B an INFORMATION message with a valid Called party number information element with the numbering plan identification field set to "ISDN/telephony numbering plan" and type of number field set to "national number", "international number" or "subscriber number" with the full ISDN number including DDI digits contained in the number digits field.	

6.2.2.25 MSN

212501	ISDN reference to: ETSI EN 300 403-1 [1], clause 5.1.5.1	Other relevant references: ETSI EN 300 052-1 [46]
TSS reference:	ISDN-ISDN/Supplementary_services/MSN/212501	
Selection criteria:		
Test purpose:	Ensure that the IUT in the Null call state N00, to indicate an incoming call and the full ISDN number is available, sends a SETUP message with a Called party number information element with type of number coded as "subscriber number", "national number" or "international number" and numbering plan identification field coded as "unknown" or as "ISDN/telephony numbering plan", and the full ISDN number including MSN digits and enters state N06.	
Parameter values:		
Comments:		

212502	ISDN reference to: ETSI EN 300 403-1 [1], clause 5.1.5.1	Other relevant references: ETSI EN 300 052-1 [46]
TSS reference:	ISDN-ISDN/Supplementary_services/MSN/212502	
Selection criteria:	Selection: IUT supports insertion of partial ISDN number in Calling party number information element.	
Test purpose:	<p>The multiple subscriber number, if provided by the calling user, shall be delivered from the user to the network according to the procedures of ETSI EN 300 403-1 [1] clause 5.1. The type of number indicated in the Calling party number information element sent to the network shall be coded as:</p> <ul style="list-style-type: none"> • "unknown", where the number sent is not a full ISDN number (including at least the multiple subscriber number). National and international prefixes shall not be included; • "subscriber number", "national number" or "international number", where the full appropriate ISDN number is sent. <p>The "numbering plan identification" field of the Calling party number information element shall be coded either "unknown" or "ISDN/telephony numbering plan.</p>	
Parameter values:		
Comments:		

6.2.3 Test purposes for ISDN-ISDN, B-channel end-to-end performance

300101	ISDN reference to: ETSI EN 300 403-1 [1]	Other relevant references:
TSS reference:	ISDN-ISDN/B-channel/Speech/300101	
Selection criteria:		
Test purpose:	To ensure that speech transfer on the B-channel is performed correctly.	
Parameter values:	BC = speech	
Comments:		

300201	ISDN reference to: ETSI EN 300 403-1 [1]	Other relevant references: ETSI EN 300 289 [21]
TSS reference:	ISDN-ISDN/B-channel/UDI/300201	
Selection criteria:		
Test purpose:	<p>To verify compliance with the requirements for error and octet slip for the first or the last continuous 24 hours period:</p> <ul style="list-style-type: none"> - the number of eroded seconds shall be less than 5 324; - the number of severely eroded seconds shall be less than 105; - the number of octet slips shall be less than 5. 	
Parameter values:	SETUP: BC = UDI, PRBS = 211-1	
Comments:	Each direction shall be tested separately	

300301	ISDN reference to: ETSI EN 300 403-1 [1]	Other relevant references:
TSS reference:	ISDN-ISDN/B-channel/Audio/300301	
Selection criteria:		
Test purpose:	To ensure that 3,1 kHz signal transfer on the B-channel is performed correctly.	
Parameter values:	BC = 3,1 kHz audio	
Comments:		

300401	ISDN reference to: ETSI EN 300 403-1 [1]	Other relevant references: ETSI EN 300 289 [21]
TSS reference:	ISDN-ISDN/B-channel/UDI-TA/300401	
Selection criteria:		
Test purpose:	<p>To verify compliance with the requirements for error and octet slip for the first or the last continuous 24 hours period:</p> <ul style="list-style-type: none"> - the number of eroded seconds shall be less than 5 324; - the number of severely eroded seconds shall be less than 105; - the number of octet slips shall be less than 5. 	
Parameter values:	SETUP: BC = UDI/TA, PRBS = 211-1	
Comments:	Each direction shall be tested separately.	

6.2.4 Test purposes for ISDN-PSTN, Basic call

6.2.4.1 Successful-Speech

410101	ISDN reference to: ETSI EN 300 403-1 [1], clauses 5.1 and 5.2 Recommendation ITU-T Q.931 [38], clauses 5.1 and 5.2	Other relevant references: ETSI EN 300 899-1 [37], clauses 2.1.1 and 3.1.1 Recommendation ITU-T Q.699 [24], clauses 2.1.1 and 3.1.1 Recommendation ITU-T Q.1912.5 [35], clauses 6.2 and 7.1 ETSI EN 383 001 [36], clauses 7.1 and 6.2 ETSI TS 129 163 [40], clauses 7.2.3.1 and 7.2.3.2 ETSI TS 183 036 [42], clauses 5.1.1 and 5.1.2 ETSI TS 183 043 [41], clause 5.2.7
TSS reference:	ISDN-PSTN/Basic_call/Successful/Speech/410101	
Selection criteria:		
Test purpose:	Ensure that the call establishment using en-bloc sending is performed correctly. During call establishment a Progress indicator information element shall be returned to the calling user with progress description value #1 "call is not end-to-end ISDN" or #2 "destination address is non-ISDN".	
ISDN Parameter values calling user:	SETUP: BC = speech, no HLC CALL PROCEEDING: ALERTING: PI#1 ("Call is not end-to-end ISDN: further call progress information may be available in-band") or PI#2 (destination address is non-ISDN) CONNECT:	
Comments:	Numbering options <ul style="list-style-type: none"> • only subscriber number (Type of Number =unknown) • "0"+area code + subscriber number (Type of Number=unknown) • "00"+ country code "+area code + subscriber number (Type of Number=unknown) • only subscriber number (Type of Number=subscriber) • "0"+area code + subscriber number (Type of Number=subscriber) • "00"+ country code "+area code + subscriber number (Type of Number=subscriber) • area code + subscriber number (Type of Number=national) • country code + area code + subscriber number (Type of Number=international) 	

410101A	ISDN reference to: ETSI EN 300 403-1 [1], clause 5.1.6	Other relevant references: ETSI TS 183 043 [41], clause 5.3.5.5 ETSI TS 183 036 [42], clause 5.1 ETSI EN 300 899-1 [37], cause 3.2 Recommendation ITU-T Q.699 [24], clause 3.2
TSS reference:	ISDN-PSTN/Basic_call/Successful/Speech/410101A	
Selection criteria:	PSTN XML is not supported from the calling AGW/VGW	
Test purpose:	Ensure that the call establishment using en-bloc sending is performed correctly.	
ISDN Parameter values calling user:	SETUP: BC = speech, no HLC CALL PROCEEDING: PI#1 ("Call is not end-to-end ISDN: further call progress information may be available in-band") ALERTING: CONNECT:	
Comments:		

410102	ISDN reference to: ETSI EN 300 403-1 [1], clause 5.1.6	Other relevant references: ETSI TS 183 043 [41], clause 5.3.5.5 ETSI TS 183 036 [42], clause 5.1 ETSI EN 300 899-1 [37], clause 3.2 Recommendation ITU-T Q.699 [24], clause 3.2
TSS reference:	ISDN-PSTN/Basic_call/Successful/Speech/410102	
Selection criteria:	PSTN XML and early media are supported from the calling and called AGW/VGW	
Test purpose:	Ensure that the call establishment using overlap sending is performed correctly. During call establishment a Progress indicator information element shall be returned to the calling user with progress description value #1 "call is not end-to-end ISDN" or #2 "destination address is non-ISDN".	
Parameter values:	BC = speech, no HLC	
Comments:	Numbering options: <ul style="list-style-type: none"> • only subscriber number (Type of Number =unknown) • "0"+area code + subscriber number (Type of Number=unknown) • "00"+ country code "+area code + subscriber number (Type of Number=unknown) • only subscriber number (Type of Number=subscriber) • "0"+area code + subscriber number (Type of Number=subscriber) • "00"+ country code "+area code + subscriber number (Type of Number=subscriber) • area code + subscriber number (Type of Number=national) • country code + area code + subscriber number (Type of Number=international) 	

410102A	ISDN reference to: ETSI EN 300 403-1 [1], clause 5.1.6	Other relevant references: ETSI TS 183 043 [41], clause 5.3.5.5 ETSI TS 183 036 [42], clause 5.1 ETSI EN 300 899-1 [37], cause 3.2 Recommendation ITU-T Q.699 [24], clause 3.2
TSS reference:	ISDN-PSTN/Basic_call/Successful/Speech/410102A	
Selection criteria:	PSTN XML is not supported from the calling AGW/VGW	
Test purpose:	Ensure that the call establishment using overlap sending is performed correctly	
ISDN Parameter values calling user:	SETUP: BC = speech, no HLC CALL PROCEEDING: PI#1 ("Call is not end-to-end ISDN: further call progress information may be available in-band") ALERTING: CONNECT:	
Comments:		

410103	ISDN reference to: ETSI EN 300 403-1 [1], clause 5.3.3	Other relevant references: ETSI TS 183 043 [41], clause 5.3.5.5 ETSI TS 183 036 [42], clause 5.1 ETSI EN 300 899-1 [37], clause 3.2 Recommendation ITU-T Q.699 [24], clause 3.2
TSS reference:	ISDN-PSTN/Basic_call/Successful/Speech/410103	
Selection criteria:		
Test purpose:	Ensure that the clearing procedure is performed correctly when the calling user clears after answer	
Parameter values:	BC = speech, no HLC	
Comments:		

410104	ISDN reference to: ETSI EN 300 403-1 [1], clause 5.3.3	Other relevant references: ETSI TS 183 043 [41], clause 5.3.5.5 ETSI TS 183 036 [42], clause 5.1 ETSI EN 300 899-1 [37], clause 3.2 Recommendation ITU-T Q.699 [24], clause 3.2
TSS reference:	ISDN-PSTN/Basic_call/Successful/Speech/410104	
Selection criteria:		
Test purpose:	Ensure that the clearing procedure is performed correctly when the called user clears after answer	
Parameter values:	BC = speech, no HLC	
Comments:		

410105	ISDN reference to: ETSI EN 300 403-1 [1]	Other relevant references: ETSI TS 183 043 [41] ETSI TS 183 036 [42]
TSS reference:	ISDN-PSTN/Basic_call/Successful/Speech/410105	
Selection criteria:		
Test purpose:	Ensure that the re-answer procedure is performed correctly when the called user clears and re-answers	
Parameter values:	BC = speech, no HLC	
Comments:		

410106	ISDN reference to: ETSI EN 300 403-1 [1], clauses 4.5.16 and 5.1.6	Other relevant references: ETSI TS 183 043 [41] ETSI TS 183 036 [42]
TSS reference:	ISDN-PSTN/Basic_call/Successful/Speech/410106	
Selection criteria:		
Test purpose:	Support of telephony 3,1 kHz teleservice: Ensure that call establishment can be done with HLC. During call establishment a Progress indicator information element shall be returned to the calling user with progress description value #1 "call is not end-to-end ISDN" or #2 "destination address is non-ISDN".	
Parameter values:	BC = speech, HLC = telephony	
Comments:		

6.2.4.2 Successful-Audio

410201	ISDN reference to: ETSI EN 300 403-1 [1], clause 5.1.6	Other relevant references: ETSI TS 183 043 [41], clause 5.3.5.5 ETSI TS 183 036 [42], clause 5.1 ETSI EN 300 899-1 [37], clause 3.2 Recommendation ITU-T Q.699 [24], clause 3.2
TSS reference:	ISDN-PSTN/Basic_call/Successful/Audio/410201	
Selection criteria:		
Test purpose:	Ensure that the call establishment using en-bloc sending is performed correctly. During call establishment a Progress indicator information element shall be returned to the calling user with progress description value #1 "call is not end-to-end ISDN" or #2 "destination address is non-ISDN".	
Parameter values:	BC = 3,1 kHz audio, no HLC	
Comments:		

410202	ISDN reference to: ETSI EN 300 403-1 [1], clause 5.1.6	Other relevant references: ETSI TS 183 043 [41], clause 5.3.5.5 ETSI TS 183 036 [42], clause 5.1 ETSI EN 300 899-1 [37], clause 3.2 Recommendation ITU-T Q.699 [24], clause 3.2
TSS reference:	ISDN-PSTN/Basic_call/Successful/Audio/410202	
Selection criteria:		
Test purpose:	Ensure that the call establishment using overlap sending is performed correctly. During call establishment a Progress indicator information element shall be returned to the calling user with progress description value #1 "call is not end-to-end ISDN" or #2 "destination address is non-ISDN".	
Parameter values:	BC = 3,1 kHz audio, no HLC	
Comments:		

410203	ISDN reference to: ETSI EN 300 403-1 [1], clause 5.3.3	Other relevant references: ETSI TS 183 043 [41], clause 5.3.5.5 ETSI TS 183 036 [42], clause 5.1 ETSI EN 300 899-1 [37], clause 3.2 Recommendation ITU-T Q.699 [24], clause 3.2
TSS reference:	ISDN-PSTN/Basic_call/Successful/Audio/410203	
Selection criteria:		
Test purpose:	Ensure that the clearing procedure is performed correctly when the calling user clears after answer	
Parameter values:	BC = 3,1 kHz audio, no HLC	
Comments:		

410204	ISDN reference to: ETSI EN 300 403-1 [1], clause 5.3.3	Other relevant references: ETSI TS 183 043 [41], clause 5.3.5.5 ETSI TS 183 036 [42], clause 5.1 ETSI EN 300 899-1 [37], clause 3.2 Recommendation ITU-T Q.699 [24], clause 3.2
TSS reference:	ISDN-PSTN/Basic_call/Successful/Audio/410204	
Selection criteria:		
Test purpose:	Ensure that the clearing procedure is performed correctly when the called user clears after answer	
Parameter values:	BC = 3,1 kHz audio, no HLC	
Comments:		

410205	ISDN reference to: ETSI EN 300 403-1 [1], clauses 4.5.16 and 5.1.6	Other relevant references: ETSI TS 183 043 [41], clause 5.3.5.5 ETSI TS 183 036 [42], clause 5.1 ETSI EN 300 899-1 [37], clause 3.2 Recommendation ITU-T Q.699 [24], clause 3.2
TSS reference:	ISDN-PSTN/Basic_call/Successful/Audio/410205	
Selection criteria:		
Test purpose:	Support of Telefax G2/G3: Ensure that call establishment can be done with HLC. During call establishment a Progress indicator information element shall be returned to the calling user with progress description value #1 "call is not end-to-end ISDN" or #2 "destination address is non-ISDN".	
Parameter values:	BC = 3,1 kHz audio, HLC = facsimile group 2/3	
Comments:		

410206	ISDN reference to: ETSI EN 300 403-1 [1], clause 4.5.18	Other relevant references: ETSI TS 183 043 [41], clause 5.3.5.5 ETSI TS 183 036 [42], clause 5.1 ETSI EN 300 899-1 [37], clause 3.2 Recommendation ITU-T Q.699 [24], clause 3.2
TSS reference:	ISDN-PSTN/Basic_call/Successful/Audio/410206	
Selection criteria:		
Test purpose:	Support of voice band data via modem: Ensure that call establishment can be done with LLC. During call establishment a Progress indicator information element shall be returned to the calling user with progress description value #1 "call is not end-to-end ISDN" or #2 "destination address is non-ISDN".	
Parameter values:	BC = 3,1 kHz audio, LLC = voice band data via modem	
Comments:		

6.2.4.3 Successful-UDI/TA

410301	ISDN reference to: ETSI EN 300 267-1 [2], clause 6.5.2	Other relevant references: ETSI EG 201 018 [i.15], clause 6.3.5 ETSI TS 183 043 [41], clause 5.3.5.5 ETSI TS 183 036 [42], clause 5.1 ETSI EN 300 899-1 [37], clause 3.2 Recommendation ITU-T Q.699 [24], clause 3.2
TSS reference:	ISDN-PSTN/Basic_call/Successful/UDI-TA/410301	
Selection criteria:	<ul style="list-style-type: none"> - Telephony UDI-TA teleservice - Fallback allowed. 	
Test purpose:	Ensure that the call establishment is performed correctly when a telephony 7 kHz fallback allowed SETUP message is sent and interworking with PSTN occur.	
Parameter values:	! SETUP BC1 = speech BC2 = UDI with TA HLC = telephony	
Comments:	telephony 7 kHz fallback allowed SETUP message: A SETUP message containing two BCs, with the first BC = speech and the second SETUP: BC = UDI/TA, a HLC = telephony	

410302	ISDN reference to: ETSI EN 300 267-1 [2], clause 6.5.2	Other relevant references: ETSI EG 201 018 [i.15], clause 6.3.5 ETSI TS 183 043 [41], clause 5.3.5.5 ETSI TS 183 036 [42], clause 5.1 ETSI EN 300 899-1 [37], clause 3.2 Recommendation ITU-T Q.699 [24], clause 3.2
TSS reference:	ISDN-PSTN/Basic_call/Successful/UDI-TA/410302	
Selection criteria:	<ul style="list-style-type: none"> - Videotelephony teleservice - Fallback allowed 	
Test purpose:	Ensure that the call establishment is performed correctly when a videotelephony 7 kHz fallback allowed SETUP message is sent and interworking with PSTN occurs.	
Parameter values:	! SETUP BC1 = speech BC2 = UDI with TA HLC1 = telephony HLC2 = videotelephony_ic	
Comments:	videotelephony 7 kHz fallback allowed SETUP message: A SETUP message containing two BCs, with the first BC = speech and the second SETUP: BC = UDI/TA, and two HLCs, with first HLC = telephony and the second HLC = videotelephony_ic and not containing a LLC.	

6.2.4.4 Unsuccessful-Speech

420101	ISDN reference to: ETSI EN 300 403-1 [1]	Other relevant references: ETSI TS 183 043 [41], clause 5.3.5.5 ETSI TS 183 036 [42], clause 5.1 ETSI EN 300 899-1 [37], clause 3.2 Recommendation ITU-T Q.699 [24], clause 3.2
TSS reference:	ISDN-PSTN/Basic_call/Unsuccessful/Speech/420101	
Selection criteria:		
Test purpose:	Ensure that when the called PSTN user is busy the network transport the cause value #17 "user busy" to the calling user.	
Parameter values:	BC = speech	
Comments:		

420102	ISDN reference to: ETSI EN 300 403-1 [1]	Other relevant references: ETSI TS 183 043 [41], clause 5.3.5.5 ETSI TS 183 036 [42], clause 5.1 ETSI EN 300 899-1 [37], clause 3.2 Recommendation ITU-T Q.699 [24], clause 3.2
TSS reference:	ISDN-PSTN/Basic_call/Unsuccessful/Speech/420102	
Selection criteria:		
Test purpose:	Ensure that when calling to a unallocated PSTN number, the network initiate call clearing to the calling user with cause value #1 "unassigned number".	
Parameter values:	BC = speech	
Comments:		

420103	ISDN reference to: ETSI EN 300 403-1 [1]	Other relevant references: ETSI TS 183 043 [41], clause 5.3.5.5 ETSI TS 183 036 [42], clause 5.1 ETSI EN 300 899-1 [37], clause 3.2 Recommendation ITU-T Q.699 [24], clause 3.2
TSS reference:	ISDN-PSTN/Basic_call/Unsuccessful/Speech/420103	
Selection criteria:		
Test purpose:	Ensure that when the calling user clears with cause value #16 "normal call clearing" before answer from the called PSTN user, the call is cleared.	
Parameter values:	BC = speech	
Comments:		

420104	ISDN reference to: ETSI EN 300 403-1 [1]	Other relevant references: ETSI TS 183 043 [41], clause 5.3.5.5 ETSI TS 183 036 [42], clause 5.1 ETSI EN 300 899-1 [37], clause 3.2 Recommendation ITU-T Q.699 [24], clause 3.2
TSS reference:	ISDN-PSTN/Basic_call/Unsuccessful/Speech/420104	
Selection criteria:		
Test purpose:	Ensure that when the called PSTN user is ringing but not answering, the network initiate call clearing to the calling user with cause value #18 "no user responding" or cause value #19 "no answer from user (user alerted)".	
Parameter values:	BC = speech	
Comments:		

6.2.4.5 Unsuccessful-UDI

420201	ISDN reference to: ETSI EN 300 403-1 [1]	Other relevant references: ETSI TS 183 043 [41], clause 5.3.5.5 ETSI TS 183 036 [42], clause 5.1 ETSI EN 300 899-1 [37], clause 3.2 Recommendation ITU-T Q.699 [24], clause 3.2
TSS reference:	ISDN-PSTN/Basic_call/Unsuccessful/UDI/420201	
Selection criteria:		
Test purpose:	Ensure that when the calling user requests digital connectivity for a call to a PSTN user, the network initiate call clearing to the calling user with cause value #63 "service or option not available, unspecified" or cause value #65 "bearer capability not implemented".	
Parameter values:	SETUP: BC = UDI	
Comments:		

6.2.4.6 Unsuccessful-audio

420301	ISDN reference to: ETSI EN 300 403-1 [1]	Other relevant references: ETSI TS 183 043 [41], clause 5.3.5.5 ETSI TS 183 036 [42], clause 5.1 ETSI EN 300 899-1 [37], clause 3.2 Recommendation ITU-T Q.699 [24], clause 3.2
TSS reference:	ISDN-PSTN/Basic_call/Unsuccessful/Audio/420301	
Selection criteria:		
Test purpose:	Ensure that when the called PSTN user is busy the network transport the cause value #17 "user busy" to the calling user.	
Parameter values:	BC = 3,1 kHz audio	
Comments:		

420302	ISDN reference to: ETSI EN 300 403-1 [1]	Other relevant references: ETSI TS 183 043 [41], clause 5.3.5.5 ETSI TS 183 036 [42], clause 5.1 ETSI EN 300 899-1 [37], clause 3.2 Recommendation ITU-T Q.699 [24], clause 3.2
TSS reference:	ISDN-PSTN/Basic_call/Unsuccessful/Audio/420302	
Selection criteria:		
Test purpose:	Ensure that when calling to a unallocated PSTN number, the network initiate call clearing to the calling user with cause value #1 "unassigned number".	
Parameter values:	BC = 3,1 kHz audio	
Comments:		

420303	ISDN reference to: ETSI EN 300 403-1 [1]	Other relevant references: ETSI TS 183 043 [41], clause 5.3.5.5 ETSI TS 183 036 [42], clause 5.1 ETSI EN 300 899-1 [37], clause 3.2 Recommendation ITU-T Q.699 [24], clause 3.2
TSS reference:	ISDN-PSTN/Basic_call/Unsuccessful/Audio/420303	
Selection criteria:		
Test purpose:	Ensure that when the calling user clears with cause value #16 "normal call clearing" before answer from the called PSTN user, the call is cleared.	
Parameter values:	BC = 3,1 kHz audio	
Comments:		

420304	ISDN reference to: ETSI EN 300 403-1 [1]	Other relevant references: ETSI TS 183 043 [41], clause 5.3.5.5 ETSI TS 183 036 [42], clause 5.1 ETSI EN 300 899-1 [37], clause 3.2 Recommendation ITU-T Q.699 [24], clause 3.2
TSS reference:	ISDN-PSTN/Basic_call/Unsuccessful/Audio/420304	
Selection criteria:		
Test purpose:	Ensure that when the called PSTN user is ringing but not answering, the network initiate call clearing to the calling user with cause value #18 "no user responding" or cause value #19 "no answer from user (user alerted)".	
Parameter values:	BC = 3,1 kHz audio	
Comments:		

6.2.4.7 Unsuccessful-UDI/TA

420401	ISDN reference to: ETSI EN 300 267-1 [2], clause 6.5.2	Other relevant references: ETSI EG 201 018 [i.15], clause 6.3.5 ETSI TS 183 043 [41], clause 5.3.5.5 ETSI TS 183 036 [42], clause 5.1 ETSI EN 300 899-1 [37], clause 3.2 Recommendation ITU-T Q.699 [24], clause 3.2
TSS reference:	ISDN-PSTN/Basic_call/Unsuccessful/UDI-TA/420401	
Selection criteria:	<ul style="list-style-type: none"> - Telephony UDI-TA teleservice; - Fallback not allowed 	
Test purpose:	Ensure that when a telephony 7 kHz fallback not allowed SETUP message is sent to the network, the network shall initiate call clearing to the calling user with cause value #65 "bearer capability not implemented".	
Parameter values:		
Comments:	telephony 7 kHz fallback not allowed SETUP message: A SETUP message containing a single BCs with the SETUP: BC = UDI/TA and a single HLC = telephony	

420402	ISDN reference to: ETSI EN 300 267-1 [2], clause 6.5.2	Other relevant references: ETSI EG 201 018 [i.15], clause 6.3.5 ETSI TS 183 043 [41], clause 5.3.5.5 ETSI TS 183 036 [42], clause 5.1 ETSI EN 300 899-1 [37], clause 3.2 Recommendation ITU-T Q.699 [24], clause 3.2
TSS reference:	ISDN-PSTN/Basic_call/Unsuccessful/UDI-TA/420402	
Selection criteria:	<ul style="list-style-type: none"> - Videotelephony teleservice; - Fallback not allowed. 	
Test purpose:	Ensure that when a videotelephony 7 kHz fallback not allowed SETUP message is sent to the network, the network shall initiate call clearing to the calling user with cause value #65 "bearer capability not implemented".	
Parameter values:		
Comments:	videotelephony 7 kHz fallback not allowed SETUP message: A SETUP message containing a single BC = UDI/TA and a single HLC = videotelephony_ic	

420403	ISDN reference to: ETSI EN 300 403-1 [1], clauses 5.1.4 and G.1.1	Other relevant references: ETSI TS 183 043 [41], clause 5.3.5.5 ETSI TS 183 036 [42], clause 5.1 ETSI EN 300 899-1 [37], clause 3.2 Recommendation ITU-T Q.699 [24], clause 3.2
TSS reference:	ISDN-PSTN/Basic_call/Unsuccessful/UDI-TA/420403	
Selection criteria:	<ul style="list-style-type: none"> - Telephony UDI-TA teleservice; - Fallback not allowed. 	
Test purpose:	Ensure that, when calling to unallocated number, the network initiate call clearing to the calling user sending a DISCONNECT message containing a PI#8 and the cause value #1 "unassigned number".	
Parameter values:	SETUP: BC = UDI/TA, HLC = telephony	
Comments:		

420404	ISDN reference to: ETSI EN 300 403-1 [1], clauses 5.1.4 and G.1.1	Other relevant references: ETSI TS 183 043 [41], clause 5.3.5.5 ETSI TS 183 036 [42], clause 5.1 ETSI EN 300 899-1 [37], clause 3.2 Recommendation ITU-T Q.699 [24], clause 3.2
TSS reference:	ISDN-PSTN/Basic_call/Unsuccessful/UDI-TA/420404	
Selection criteria:	<ul style="list-style-type: none"> - Telephony UDI-TA teleservice; - Fallback not allowed. 	
Test purpose:	Ensure that, when the called user is busy and responds with a RELEASE COMPLETE message indicating cause value #17 "user busy", the network initiate call clearing to the calling user sending a DISCONNECT message containing a PI#8 and the cause #17 "user busy".	
Parameter values:	SETUP: BC = UDI/TA, HLC = telephony	
Comments:		

420405	ISDN reference to: ETSI EN 300 403-1 [1], clauses 5.1.4 and G.1.8	Other relevant references: ETSI TS 183 043 [41], clause 5.3.5.5 ETSI TS 183 036 [42], clause 5.1 ETSI EN 300 899-1 [37], clause 3.2 Recommendation ITU-T Q.699 [24], clause 3.2
TSS reference:	ISDN-PSTN/Basic_call/Unsuccessful/UDI-TA/420405	
Selection criteria:	<ul style="list-style-type: none"> - Telephony UDI-TA teleservice; - Fallback not allowed. 	
Test purpose:	Ensure that, when the called user is not responding, the network initiate call clearing to the calling user sending a DISCONNECT message containing a PI#8 and cause value #18 "no user responding".	
Parameter values:	SETUP: BC = UDI/TA, HLC = telephony	
Comments:		

420406	ISDN reference to: ETSI EN 300 403-1 [1], clauses 5.2.5.4 and G.1.9	Other relevant references: ETSI TS 183 043 [41], clause 5.3.5.5 ETSI TS 183 036 [42], clause 5.1 ETSI EN 300 899-1 [37], clause 3.2 Recommendation ITU-T Q.699 [24], clause 3.2
TSS reference:	ISDN-PSTN/Basic_call/Unsuccessful/UDI-TA/420406	
Selection criteria:	<ul style="list-style-type: none"> - Telephony UDI-TA teleservice; - Fallback not allowed. 	
Test purpose:	Ensure that when no answer from the called user (but user alerted), the network initiate call clearing sending a DISCONNECT message containing a PI#8 and to the calling user and called user with cause value #19 "no user responding (user alerted)".	
Parameter values:	SETUP: BC = UDI/TA, HLC = telephony	
Comments:		

420407	ISDN reference to: ETSI EN 300 403-1 [1], clauses 5.1.9, 5.3.2 and G.1.10	Other relevant references: ETSI TS 183 043 [41], clause 5.3.5.5 ETSI TS 183 036 [42], clause 5.1 ETSI EN 300 899-1 [37], clause 3.2 Recommendation ITU-T Q.699 [24], clause 3.2
TSS reference:	ISDN-PSTN/Basic_call/Unsuccessful/UDI-TA/420407	
Selection criteria:	<ul style="list-style-type: none"> - Telephony UDI-TA teleservice; - Fallback not allowed. 	
Test purpose:	Ensure that when the called user rejects the call and responds with a RELEASE COMPLETE message indicating cause value #21 "call rejected", the network initiate call clearing to the calling user sending a DISCONNECT message containing a PI#8 and the cause value #21 "call rejected" to the calling user.	
Parameter values:	SETUP: BC = UDI/TA, HLC = telephony	
Comments:		

420408	ISDN reference to: ETSI EN 300 403-1 [1], clause G.1.13	Other relevant references: ETSI TS 183 043 [41], clause 5.3.5.5 ETSI TS 183 036 [42], clause 5.1 ETSI EN 300 899-1 [37], clause 3.2 Recommendation ITU-T Q.699 [24], clause 3.2
TSS reference:	ISDN-PSTN/Basic_call/Unsuccessful/UDI-TA/420408	
Selection criteria:	<ul style="list-style-type: none"> - Telephony UDI-TA teleservice; - Fallback not allowed. 	
Test purpose:	Ensure that when the called user terminal is not connected, the network initiate call clearing to the calling user sending a DISCONNECT message containing a PI#8 and the cause value #27 "destination out of order".	
Parameter values:	SETUP: BC = UDI/TA, HLC = telephony	
Comments:		

420409	ISDN reference to: ETSI EN 300 403-1 [1], clauses 5.2.2 and G.5.7	Other relevant references: ETSI TS 183 043 [41], clause 5.3.5.5 ETSI TS 183 036 [42], clause 5.1 ETSI EN 300 899-1 [37], clause 3.2 Recommendation ITU-T Q.699 [24], clause 3.2
TSS reference:	ISDN-PSTN/Basic_call/Unsuccessful/UDI-TA/420409	
Selection criteria:	<ul style="list-style-type: none"> - Telephony UDI-TA teleservice; - Fallback not allowed. 	
Test purpose:	Ensure that when the called user is not compatible and responds with a RELEASE COMPLETE message indicating cause value #88 "called user not compatible", the network transport the cause value to the calling user.	
Parameter values:	SETUP: BC = UDI/TA, HLC = telephony	
Comments:		

420410	ISDN reference to: ETSI EN 300 403-1 [1], clause G.1.6	Other relevant references: ETSI TS 183 043 [41], clause 5.3.5.5 ETSI TS 183 036 [42], clause 5.1 ETSI EN 300 899-1 [37], clause 3.2 Recommendation ITU-T Q.699 [24], clause 3.2
TSS reference:	ISDN-PSTN/Basic_call/Unsuccessful/UDI-TA/420410	
Selection criteria:	Multipoint configuration for the called side	
Test purpose:	Ensure that when the calling user clears with cause value #16 "normal call clearing" before answer from called user, the network the network initiate call clearing to the calling user sending a DISCONNECT message containing a PI#8 and the cause value #16 "normal call clearing" to the called user.	
Parameter values:	SETUP: BC = UDI/TA, HLC = telephony	
Comments:		

420411	ISDN reference to: ETSI EN 300 267-1 [2], clause 6.5.2	Other relevant references: ETSI EG 201 018 [i.15], clause 6.3.5 ETSI TS 183 043 [41], clause 5.3.5.5 ETSI TS 183 036 [42], clause 5.1 ETSI EN 300 899-1 [37], clause 3.2 Recommendation ITU-T Q.699 [24], clause 3.2
TSS reference:	ISDN-PSTN/Basic_call/Unsuccessful/UDI-TA/420411	
Selection criteria:	<ul style="list-style-type: none"> - Telephony UDI-TA teleservice; - Fallback allowed 	
Test purpose:	Ensure that when a telephony 7 kHz fallback not allowed SETUP message is sent to the network, the network shall initiate call clearing to the calling user with cause value #65 "bearer capability not implemented".	
Parameter values:	! SETUP BC1 = speech BC2 = UDI with TA HLC = telephony	
Comments:		

420412	ISDN reference to: ETSI EN 300 267-1 [2], clause 6.5.2	Other relevant references: ETSI EG 201 018 [i.15], clause 6.3.5 ETSI TS 183 043 [41], clause 5.3.5.5 ETSI TS 183 036 [42], clause 5.1 ETSI EN 300 899-1 [37], clause 3.2 Recommendation ITU-T Q.699 [24], clause 3.2
TSS reference:	ISDN-PSTN/Basic_call/Unsuccessful/UDI-TA/420412	
Selection criteria:	<ul style="list-style-type: none"> - Videotelephony teleservice; - Fallback allowed. 	
Test purpose:	Ensure that when a videotelephony 7 kHz fallback not allowed SETUP message is sent to the network, the network shall initiate call clearing to the calling user with cause value #65 "bearer capability not implemented".	
Parameter values:	! SETUP BC1 = speech BC2 = UDI with TA HLC = telephony	
Comments:		

420413	ISDN reference to: ETSI EN 300 403-1 [1], clauses 5.1.4 and G.1.1	Other relevant references: ETSI TS 183 043 [41], clause 5.3.5.5 ETSI TS 183 036 [42], clause 5.1 ETSI EN 300 899-1 [37], clause 3.2 Recommendation ITU-T Q.699 [24], clause 3.2
TSS reference:	ISDN-PSTN/Basic_call/Unsuccessful/UDI-TA/420413	
Selection criteria:	<ul style="list-style-type: none"> - Telephony UDI-TA teleservice; - Fallback allowed. 	
Test purpose:	Ensure that, when calling to unallocated number, the network initiate call clearing to the calling user sending a DISCONNECT message containing a PI#8 and the cause value #1 "unassigned number".	
Parameter values:	! SETUP BC1 = speech BC2 = UDI with TA HLC = telephony	
Comments:		

420414	ISDN reference to: ETSI EN 300 403-1 [1], clauses 5.1.4 and G.1.1	Other relevant references: ETSI TS 183 043 [41], clause 5.3.5.5 ETSI TS 183 036 [42], clause 5.1 ETSI EN 300 899-1 [37], clause 3.2 Recommendation ITU-T Q.699 [24], clause 3.2
TSS reference:	ISDN-PSTN/Basic_call/Unsuccessful/UDI-TA/420414	
Selection criteria:	<ul style="list-style-type: none"> - Telephony UDI-TA teleservice; - Fallback allowed. 	
Test purpose:	Ensure that, when the called user is busy and responds with a RELEASE COMPLETE message indicating cause value #17 "user busy", the network initiate call clearing to the calling user sending a DISCONNECT message containing a PI#8 and the cause #17 "user busy".	
Parameter values:	! SETUP BC1 = speech BC2 = UDI with TA HLC = telephony	
Comments:		

420415	ISDN reference to: ETSI EN 300 403-1 [1], clause 5.1.4 and G.1.8	Other relevant references: ETSI TS 183 043 [41], clause 5.3.5.5 ETSI TS 183 036 [42], clause 5.1 ETSI EN 300 899-1 [37], clause 3.2 Recommendation ITU-T Q.699 [24], clause 3.2
TSS reference:	ISDN-PSTN/Basic_call/Unsuccessful/UDI-TA/420415	
Selection criteria:	<ul style="list-style-type: none"> - Telephony UDI-TA teleservice; - Fallback allowed. 	
Test purpose:	Ensure that, when the called user is not responding, the network initiate call clearing to the calling user sending a DISCONNECT message containing a PI#8 and cause value #18 "no user responding".	
Parameter values:	! SETUP BC1 = speech BC2 = UDI with TA HLC = telephony	
Comments:		

420416	ISDN reference to: ETSI EN 300 403-1 [1], clauses 5.2.5.4 and G.1.9	Other relevant references: ETSI TS 183 043 [41], clause 5.3.5.5 ETSI TS 183 036 [42], clause 5.1 ETSI EN 300 899-1 [37], clause 3.2 Recommendation ITU-T Q.699 [24], clause 3.2
TSS reference:	ISDN-PSTN/Basic_call/Unsuccessful/UDI-TA/420416	
Selection criteria:	<ul style="list-style-type: none"> - Telephony UDI-TA teleservice; - Fallback allowed. 	
Test purpose:	Ensure that when no answer from the called user (but user alerted), the network initiate call clearing sending a DISCONNECT message containing a PI#8 and to the calling user and called user with cause value #19 "no user responding (user alerted)".	
Parameter values:	! SETUP BC1 = speech BC2 = UDI with TA HLC = telephony	
Comments:		

420417	ISDN reference to: ETSI EN 300 403-1 [1], clauses 5.1.9, 5.3.2 and G.1.10	Other relevant references: ETSI TS 183 043 [41], clause 5.3.5.5 ETSI TS 183 036 [42], clause 5.1 ETSI EN 300 899-1 [37], clause 3.2 Recommendation ITU-T Q.699 [24], clause 3.2
TSS reference:	ISDN-PSTN/Basic_call/Unsuccessful/UDI-TA/420417	
Selection criteria:	<ul style="list-style-type: none"> - Telephony UDI-TA teleservice; - Fallback allowed. 	
Test purpose:	Ensure that when the called user rejects the call and responds with a RELEASE COMPLETE message indicating cause value #21 "call rejected", the network initiate call clearing to the calling user sending a DISCONNECT message containing a PI#8 and the cause value #21 "call rejected" to the calling user.	
Parameter values:	! SETUP BC1 = speech BC2 = UDI with TA HLC = telephony	
Comments:		

420418	ISDN reference to: ETSI EN 300 403-1 [1], clause G.1.13	Other relevant references: ETSI TS 183 043 [41], clause 5.3.5.5 ETSI TS 183 036 [42], clause 5.1 ETSI EN 300 899-1 [37], clause 3.2 Recommendation ITU-T Q.699 [24], clause 3.2
TSS reference:	ISDN-PSTN/Basic_call/Unsuccessful/UDI-TA/420418	
Selection criteria:	<ul style="list-style-type: none"> - Telephony UDI-TA teleservice; - Fallback allowed. 	
Test purpose:	Ensure that when the called user terminal is not connected, the network initiate call clearing to the calling user sending a DISCONNECT message containing a PI#8 and the cause value #27 "destination out of order".	
Parameter values:	! SETUP BC1 = speech BC2 = UDI with TA HLC = telephony	
Comments:		

420419	ISDN reference to: ETSI EN 300 403-1 [1], clauses 5.2.2 and G.5.7	Other relevant references: ETSI TS 183 043 [41], clause 5.3.5.5 ETSI TS 183 036 [42], clause 5.1 ETSI EN 300 899-1 [37], clause 3.2 Recommendation ITU-T Q.699 [24], clause 3.2
TSS reference:	ISDN-PSTN/Basic_call/Unsuccessful/UDI-TA/420419	
Selection criteria:	<ul style="list-style-type: none"> - Telephony UDI-TA teleservice; - Fallback allowed. 	
Test purpose:	Ensure that when the called user is not compatible and responds with a RELEASE COMPLETE message indicating cause value #88 "called user not compatible", the network transport the cause value to the calling user.	
Parameter values:	! SETUP BC1 = speech BC2 = UDI with TA HLC = telephony	
Comments:		

420420	ISDN reference to: ETSI EN 300 403-1 [1], clause G.1.6	Other relevant references: ETSI TS 183 043 [41], clause 5.3.5.5 ETSI TS 183 036 [42], clause 5.1 ETSI EN 300 899-1 [37], clause 3.2 Recommendation ITU-T Q.699 [24], clause 3.2
TSS reference:	ISDN-PSTN/Basic_call/Unsuccessful/UDI-TA/420420	
Selection criteria:	Multipoint configuration for the called side	
Test purpose:	Ensure that when the calling user clears with cause value #16 "normal call clearing" before answer from called user, the network the network initiate call clearing to the calling user sending a DISCONNECT message containing a PI#8 and the cause value #16 "normal call clearing" to the called user.	
Parameter values:	! SETUP BC1 = speech BC2 = UDI with TA HLC = telephony	
Comments:		

6.2.5 Test purposes for ISDN-PSTN, Supplementary services

6.2.5.1 CLIP

510101	ISDN reference to: ETSI EN 300 403-1 [1]	Other relevant references: ETSI EN 300 001 [30] ETSI ETS 300 648 [31] ETSI EN 300 659-1 [32] ETSI TS 183 043 [41], clause 5.3.5.5 ETSI TS 183 036 [42], clause 5.1 ETSI EN 300 899-1 [37], clause 3.2 Recommendation ITU-T Q.699 [24], clause 3.2
TSS reference:	ISDN-PSTN/Supplementary_services/CLIP/TC510101	
Selection criteria:	The called user is provided with CLIP.	
Test purpose:	Ensure that when the Calling party subaddress is provided by the calling user, the Calling party number is correctly delivered to the called (served) user.	
Parameter values:	BC = PIXIT, Calling party subaddress	
Comments:		

510102	ISDN reference to: ETSI EN 300 403-1 [1]	Other relevant references: ETSI EN 300 001 [30] ETSI ETS 300 648 [31] ETSI EN 300 659-1 [32] ETSI TS 183 043 [41], clause 5.3.5.5 ETSI TS 183 036 [42], clause 5.1 ETSI EN 300 899-1 [37], clause 3.2 Recommendation ITU-T Q.699 [24], clause 3.2
TSS reference:	ISDN-PSTN/Supplementary_services/CLIP/TC510102	
Selection criteria:	The called user is provided with CLIP.	
Test purpose:	Ensure that when no Calling party subaddress is provided by the calling user, the Calling party number information element is network provided and correctly delivered to the called (served) user.	
Parameter values:	BC = PIXIT	
Comments:		

510103	ISDN reference to: ETSI EN 300 092-1 [3], clause 9.3	Other relevant references: ETSI EN 300 403-1 [1] clauses 4.5.10 and 4.5.11 Recommendation ITU-T Q.931 [38], clauses 4.5.10 and 4.5.11 ETSI TS 183 036 [42], clause 5.2.3 Recommendation ITU-T Q.1912.5 [35], annex B.1 ETSI TS 129 163 [40], clauses 7.4.1 and 7.5.1
TSS reference:	ISDN-PSTN/Supplementary_services/CLIP/510103	
Selection criteria:	<ul style="list-style-type: none"> - The called user is provided with CLIP. - Special arrangement applies. 	
Test purpose:	Ensure that when a special arrangement applies and a Calling party number information element and a valid calling number is provided by the calling user, the Calling party number information element with the calling number, is delivered to the called (served) user.	
Parameter values:	BC = PIXIT	
Comments:		

6.2.5.2 CLIR

510201	ISDN reference to: ETSI EN 300 403-1 [1]	Other relevant references: ETSI EN 300 001 [30] ETSI ETS 300 648 [31] ETSI EN 300 659-1 [32] ETSI TS 183 043 [41], clause 5.3.5.5 ETSI TS 183 036 [42], clause 5.1 ETSI EN 300 899-1 [37], clause 3.2 Recommendation ITU-T Q.699 [24], clause 3.2
TSS reference:	ISDN-PSTN/Supplementary_services/CLIP/TC510201	
Selection criteria:	<ul style="list-style-type: none"> - the called user is provided with CLIP; - the calling user is provided with CLIR. 	
Test purpose:	The calling user is provided with CLIR permanent mode subscription. Ensure that when the Calling party subaddress is provided by the calling user the Calling party number is not delivered to the called user.	
Parameter values:	BC = PIXIT, Calling party subaddress	
Comments:		

510202	ISDN reference to: ETSI EN 300 403-1 [1]	Other relevant references: ETSI EN 300 001 [30] ETSI ETS 300 648 [31] ETSI EN 300 659-1 [32] ETSI TS 183 043 [41], clause 5.3.5.5 ETSI TS 183 036 [42], clause 5.1 ETSI EN 300 899-1 [37], clause 3.2 Recommendation ITU-T Q.699 [24], clause 3.2
TSS reference:	ISDN-PSTN/Supplementary_services/CLIP/TC510202	
Selection criteria:	<ul style="list-style-type: none"> - the called user is provided with CLIP, - the calling user is provided with CLIR 	
Test purpose:	The calling user is provided with CLIR permanent mode subscription Ensure that when no Calling party subaddress is provided by the calling user the Calling party number is not delivered to the called user.	
Parameter values:	BC = PIXIT	
Comments:		

510203	ISDN reference to: ETSI EN 300 093-1 [4], clause 9.4.1	Other relevant references: ETSI EN 300 403-1 [1], clauses 4.5.10 and 4.5.11 Recommendation ITU-T Q.931 [38], clauses 4.5.10 and 4.5.11 ETSI TS 183 036 [42], clause 5.2.3 Recommendation ITU-T Q.1912.5 [35], annex B.1 ETSI TS 129 163 [40], clauses 7.4.1 and 7.5.1 ETSI EN 300 092-1 [3], clause A.2 figure 2
TSS reference:	ISDN-PSTN/Supplementary_services/CLIR/510203	
Selection criteria:	The calling user is provided with CLIR temporary (PIXIT table 23) mode subscription, the called user with CLIP.	
Test purpose:	Ensure that when the Calling party number is provided by the calling user, with Calling party subaddress, the Calling party number information element is delivered to the called user without any digit information. The Calling party subaddress shall not be present	
Parameter values:	BC = PIXIT, PI = PR, SI = NP, N = unknown, NPI = unknown	
Comments:		

Table 23: PIXIT values of CLIRt

PIXIT VALUE	CLIRt
1	CLIRt (def=present) IE with PI=1 or PI=2
2	CLIRt (def=restrict) empty IE or PI=1 or PI=2

6.2.5.3 COLP

510301	ISDN reference to: ETSI EN 300 097-1 [5], clauses 9.5.1 and 11	Other relevant references: ETSI TS 183 043 [41], clause 5.3.5.5 ETSI TS 183 036 [42], clause 5.1 ETSI EN 300 899-1 [37], clause 3.2 Recommendation ITU-T Q.699 [24], clause 3.2
TSS reference:	ISDN-PSTN/Supplementary_services/COLP/510301	
Selection criteria:	The calling user is provided with COLP.	
Test purpose:	Ensure that the Connected number information element is network provided and correctly delivered to the calling user or, if the PSTN does not support this service, the presentation indicator indicate "number not available due to interworking".	
Parameter values:	BC = PIXIT, SI = NP	
Comments:		

6.2.5.4 COLR

510401	ISDN reference to: ETSI EN 300 098-1 [6], clauses 9.3.1, 9.4.1 and 11	Other relevant references: ETSI EN 300 097-1 [5], clause 9.5.1 ETSI TS 183 043 [41], clause 5.3.5.5 ETSI TS 183 036 [42], clause 5.1 ETSI EN 300 899-1 [37], clause 3.2 Recommendation ITU-T Q.699 [24], clause 3.2
TSS reference:	ISDN-PSTN/Supplementary_services/COLR/510401	
Selection criteria:	<ul style="list-style-type: none"> - the called PSTN user is provided with COLR; - the calling user is provided with COLP. 	
Test purpose:	Ensure that the Connected number information element is network provided and delivered to the calling user without any digit information or, if the PSTN does not support this service, the presentation indicator indicate "number not available due to interworking".	
Parameter values:	BC = PIXIT, (PI = PR), SI = NP, N = unknown, NPI = unknown	
Comments:		

6.2.5.5 CUG

510501	ISDN reference to: ETSI EN 300 138-1 [7], clauses 9.2.2 and 9.2.4	Other relevant references:
TSS reference:	ISDN-PSTN/Supplementary_services/CUG/510501	
Selection criteria:	Origin.: CUG supplementary options: not OA; not ocb; not Preference CUG Term.: ISDN user is not member of a CUG	
Test purpose:	Ensure that when the calling user belongs to a CUG with outgoing access is: <ul style="list-style-type: none"> - not allowed; - not outgoing calls barred within the CUG; and - not preferential CUG and the called PSTN user is not member of a CUG, call establishment is not possible and the network initiate call clearing to the calling user with cause value 29 "Facility rejected", return error value "userNotMemberOfCUG".	
Parameter values:	Origin.: BC = PIXIT; Facility IE with CUGCall invoke component: <ul style="list-style-type: none"> - OARrequested set to TRUE - CUG Index included 	
Comments:		

510502	ISDN reference to: ETSI EN 300 138-1 [7], clauses 9.2.2 and 9.2.4	Other relevant references:
TSS reference:	ISDN-ISDN/Supplementary_services/CUG/510502	
Selection criteria:	Origin.: The calling user belongs to a CUG with the following CUG supplementary options: OA; not ocb; not Preference CUG Term.: ISDN user is not member of a CUG	
Test purpose:	Ensure that when the calling user belongs to a CUG with: <ul style="list-style-type: none"> - outgoing access allowed; - not outgoing calls barred within the CUG and not preferential CUG; and - the called PSTN user is not member of a CUG, call establishment is not possible and the network initiate call clearing to the calling user with cause value 29 "Facility rejected", return error value "userNotMemberOfCUG".	
Parameter values:	BC = PIXIT; Facility IE with CUGCall invoke component: <ul style="list-style-type: none"> - OARrequested set to TRUE - CUG Index included 	
Comments:		

510503	ISDN reference to: ETSI EN 300 138-1 [7], clauses 9.2.2 and 9.2.4	Other relevant references:
TSS reference:	ISDN-PSTN/Supplementary_services/CUG/510503	
Selection criteria:	Orign.: The calling user belongs to a CUG with the following CUG supplementary options: OA; not ocb; not Preference CUG Term.: PSTN user is not member of a CUG	
Test purpose:	Ensure that when the calling user belongs to a CUG with outgoing access is allowed, not outgoing calls barred within the CUG and not preferential CUG and the and the called PSTN user is not member of a CUG, call establishment to a PSTN user is possible.	
Parameter values:	BC = PIXIT; Facility IE with CUGCall invoke component: - OARrequested set to TRUE - CUG Index not included	
Comments:		

6.2.5.6 CFU

6.2.5.6.1 Signalling procedures at the coincident S and T reference point

6.2.5.6.1.1 Signalling procedures between ISDN-PSTN-ISDN

510601	ISDN ref. to: ETSI EN 300 207-1 [12], clauses 6.1, 9.2.2 and 9.2.5	Other relevant references: ETSI TS 183 036 [42], clause 5.2.5 Recommendation ITU-T Q.1912.5 [35], annex B.6 ETSI TS 129 163 [40], clause 7.4.6
TSS reference:	ISDN-PSTN-ISDN/Supplementary_services/CFU/510601	
Selection criteria:	The user A and the user C are in network N1. The user B is in network N2 and is provided with CFU	
Test purpose:	Ensure that when user A calls user B, the call is forwarded to user C. Ensure that the Diverted-to user information parameters and Calling user information parameters are correctly mapped according to the table 10.	
Parameter values:	BC = PIXIT, CF active	
Comments:		

510602	ISDN ref. to: ETSI EN 300 207-1 [12], clauses 9.2.2 and 9.2.5	Other relevant references: ETSI TS 183 036 [42], clause 5.2.5 Recommendation ITU-T Q.1912.5 [35], annex B.6 ETSI TS 129 163 [40], clause 7.4.6
TSS reference:	ISDN-PSTN-ISDN/Supplementary_services/CFU/510602	
ISDN selection criteria:		
Test purpose:	To verify that a call is released correctly if CFU was not successful if the diverted-to user is busy.	
Parameter values:	CFU active	
Comments:		

6.2.5.6.1.2 Signalling procedures between ISDN-PSTN-PSTN

510603	ISDN ref. to: ETSI EN 300 207-1 [12], clauses 6.1, 9.2.2 and 9.2.5	Other relevant references: ETSI TS 183 036 [42], clause 5.2.5 Recommendation ITU-T Q.1912.5 [35], annex B.6 ETSI TS 129 163 [40], clause 7.4.6
TSS reference:	ISDN-PSTN-PSTN/Supplementary_services/CFU/510603	
Selection criteria:	The user A and the user C are in network N1. The user B is in network N2 and is provided with CFU.	
Test purpose:	Ensure that when user A calls user B, the call is forwarded to user C. Ensure that the Diverted-to user information parameters and Calling user information parameters are correctly mapped according to the table 24.	
Parameter values:	BC = PIXIT, CF active	
Comments:		

510604	ISDN ref. to: ETSI EN 300 207-1 [12], clauses 9.2.2 and 9.2.5	Other relevant references: ETSI TS 183 036 [42], clause 5.2.5 Recommendation ITU-T Q.1912.5 [35], annex B.6 ETSI TS 129 163 [40], clause 7.4.6
TSS reference:	ISDN-PSTN-PSTN/Supplementary_services/CFU/510604	
ISDN selection criteria:		
Test purpose:	To verify that a call is released correctly if CFU was not successful if the diverted-to user is busy.	
Parameter values:	CFU active	
Comments:		

	No transmission of numbers, nor notifications	NTN&NN
	No transmission of numbers, notifications	NTN&N
	transmission of numbers and notifications	TN&N

Table 24: Overview of Call Forwarding parameters when the forwarding user and the forwarded to user have a S/T reference point

PIXIT Value	USER B and C are PSTN												
	Test number variable	1R (Note)	2R (Note)	3	4R (Note)	5	6R (Note)	7	8	9	10R (Note)	11	12
	Diverted-to user information parameters (User C)												
1	Calling CLI presented to diverted-to user	Yes	No	Yes	No	Yes	No	Yes	No	Yes	No	Yes	No
2	Calling user has CLIRt (def=non-restricted) empty IE or PI=0	√				√				√			
3	Calling user has CLIRt (def=non-restricted) IE with PI=1 or PI=2		√				√				√		
4	Calling user has CLIRt (def=restricted) IE with PI=0			√				√				√	
5	Calling user has CLIRt (def=restricted) empty IE or PI=1 or PI=2				√				√				√
	Calling user information parameters (User A)												
	Notification to the user in dependency of the combination of PIXIT value User is notified of diversion and diverted-to number	NTN&N	NTN&N	NTN&N	TN&N	NTN&N	NTN&N	NTN&N	NTN&N	NTN&NN	NTN&NN	NTN&NN	NTN&NN
	COLP Number presented	No	No	No	Yes	No	No	No	No	No	No	No	No
6	Subscription option: Calling user is notified of diversion: Yes, with diverted-to number	√	√	√	√								
7	Subscription option: Calling user is notified of diversion: Yes, without diverted-to number					√	√	√	√				
8	Subscription option: Calling user is notified of diversion: No									√	√	√	√
9	Served user has COLRp	√				√				√			
10	Diverted-to user has COLRp		√				√				√		
11	Calling user has not COLP service			√				√	√			√	
12	Diverted-to user has not subscribed COLR	√		√	√	√		√	√	√		√	√

NOTE: The tests marked with R are recommended to be used as regression or interoperability tests.

6.2.5.7 CFB

6.2.5.7.1 Signalling procedures at the coincident S and T reference point

6.2.5.7.1.1 Signalling procedures between ISDN-PSTN-ISDN

510701	ISDN ref. to: ETSI EN 300 207-1 [12], clauses 6.1, 9.2.2 and 9.2.5	Other relevant references: ETSI TS 183 036 [42], clause 5.2.5 Recommendation ITU-T Q.1912.5 [35], annex B.6 ETSI TS 129 163 [40], clause 7.4.6
TSS reference:	ISDN-PSTN-ISDN/Supplementary_services/CFB/510701	
Selection criteria:	The user A and the user C are in network N1. The user B is in network N2 and is provided with CFB- UDUB.	
Test purpose:	Ensure that when user A calls user B, the call is forwarded to user C. Ensure that the Diverted-to user information parameters and Calling user information parameters are correctly mapped according to the table 10.	
Parameter values:	BC = PIXIT, CF active	
Comments:		

510702	ISDN ref. to: ETSI EN 300 207-1 [12], clauses 6.1, 9.2.2 and 9.2.5	Other relevant references: ETSI TS 183 036 [42], clause 5.2.5 Recommendation ITU-T Q.1912.5 [35], annex B.6 ETSI TS 129 163 [40], clause 7.4.6
TSS reference:	ISDN-PSTN-ISDN/Supplementary_services/CFB/510702	
Selection criteria:	The user A and the user C are in network N1. The user B is in network N2 and is provided with CFB- NDUB.	
Test purpose:	Ensure that when user A calls user B, the call is forwarded to user C. Ensure that the Diverted-to user information parameters and Calling user information parameters are correctly mapped according to the table 10.	
Parameter values:	BC = PIXIT, CF active	
Comments:		

510703	ISDN ref. to: ETSI EN 300 207-1 [12], clauses 9.2.2 and 9.2.5	Other relevant references: ETSI TS 183 036 [42], clause 5.2.5 Recommendation ITU-T Q.1912.5 [35], annex B.6 ETSI TS 129 163 [40], clause 7.4.6
TSS reference:	ISDN-PSTN-ISDN/Supplementary_services/CFB/510703	
ISDN selection criteria:		
Test purpose:	To verify that a call is released correctly if CFB was not successful if the diverted-to user is busy.	
ISDN parameter values:	CFB active	
Comments:		

6.2.5.7.2 Signalling procedures between ISDN-PSTN-PSTN

510704	ISDN ref. to: ETSI EN 300 207-1 [12], clauses 6.1, 9.2.2 and 9.2.5	Other relevant references: ETSI TS 183 036 [42], clause 5.2.5 Recommendation ITU-T Q.1912.5 [35], annex B.6 ETSI TS 129 163 [40], clause 7.4.6
TSS reference:	ISDN-PSTN-PSTN/Supplementary_services/CFB/510704	
Selection criteria:	The user A and the user C are in network N1. The user B is in network N2 and is provided with CFB- UDUB.	
Test purpose:	Ensure that when user A calls user B, the call is forwarded to user C. Ensure that the Diverted-to user information parameters and Calling user information parameters are correctly mapped according to the table 24.	
Parameter values:	BC = PIXIT, CF active	
Comments:		

510705	ISDN ref. to: ETSI EN 300 207-1 [12], clauses 6.1, 9.2.2 and 9.2.5	Other relevant references: ETSI TS 183 036 [42], clause 5.2.5 Recommendation ITU-T Q.1912.5 [35], annex B.6 ETSI TS 129 163 [40], clause 7.4.6
TSS reference:	ISDN-PSTN-ISDN/Supplementary_services/CFB/510705	
Selection criteria:	The user A and the user C are in network N1. The user B is in network N2 and is provided with CFB- NDUB.	
Test purpose:	Ensure that when user A calls user B, the call is forwarded to user C. Ensure that the Diverted-to user information parameters and Calling user information parameters are correctly mapped according to the table 24.	
Parameter values:	BC = PIXIT, CF active	
Comments:		

510706	ISDN ref. to: ETSI EN 300 207-1 [12], clauses 9.2.2 and 9.2.5	Other relevant references: ETSI TS 183 036 [42], clause 5.2.5 Recommendation ITU-T Q.1912.5 [35], annex B.6 ETSI TS 129 163 [40], clause 7.4.6
TSS reference:	ISDN-PSTN-ISDN/Supplementary_services/CFB/510706	
ISDN selection criteria:		
Test purpose:	To verify that a call is released correctly if CFB was not successful if the diverted-to user is busy.	
ISDN parameter values:	CFB active	
Comments:		

6.2.5.8 CFNR

6.2.5.8.1 Signalling procedures at the coincident S and T reference point

6.2.5.8.1.1 Signalling procedures between ISDN-PSTN-ISDN

510801	ISDN ref. to: ETSI EN 300 207-1 [12], clauses 6.1, 9.2.2 and 9.2.5	Other relevant references: ETSI TS 183 036 [42], clause 5.2.5 Recommendation ITU-T Q.1912.5 [35], annex B.6 ETSI TS 129 163 [40], clause 7.4.6
TSS reference:	ISDN-PSTN-ISDN/Supplementary_services/CFNR/510801	
Selection criteria:	The user A and the user C are in network N1. The user B is in network N2 and is provided with CFNR (option A, late release).	
Test purpose:	Ensure that when user A calls user B, the call is forwarded to user C. Ensure that the Diverted-to user information parameters and Calling user information parameters are correctly mapped according to the table 10.	
Parameter values:	BC = PIXIT, CF active	
Comments:		

510802	ISDN ref. to: ETSI EN 300 207-1 [12], clauses 6.1, 9.2.2 and 9.2.5	Other relevant references: ETSI TS 183 036 [42], clause 5.2.5 Recommendation ITU-T Q.1912.5 [35], annex B.6 ETSI TS 129 163 [40], clause 7.4.6
TSS reference:	ISDN-PSTN-ISDN/Supplementary_services/CFNR/510802	
Selection criteria:	The user A and the user C are in network N1. The user B is in network N2 and is provided with CFNR (option B, immediate release).	
Test purpose:	Ensure that when user A calls user B, the call is forwarded to user C. Ensure that the Diverted-to user information parameters and Calling user information parameters are correctly mapped according to the table 10.	
Parameter values:	BC = PIXIT, CF active	
Comments:		

510803	ISDN ref. to: ETSI EN 300 207-1 [12], clauses 9.2.2 and 9.2.5	Other relevant references: ETSI TS 183 036 [42], clause 5.2.5 Recommendation ITU-T Q.1912.5 [35], annex B.6 ETSI TS 129 163 [40], clause 7.4.6
TSS reference:	ISDN-PSTN-ISDN/Supplementary_services/CFNR/510803	
ISDN selection criteria:		
Test purpose:	To verify that a call is released correctly if CFNR was not successful if the diverted-to user is busy.	
ISDN parameter values:	CFNR active	
Comments:		

6.2.5.8.1.2 Signalling procedures between ISDN-PSTN-PSTN

510804	ISDN ref. to: ETSI EN 300 207-1 [12], clauses 6.1, 9.2.2 and 9.2.5	Other relevant references: ETSI TS 183 036 [42], clause 5.2.5 Recommendation ITU-T Q.1912.5 [35], annex B.6 ETSI TS 129 163 [40], clause 7.4.6
TSS reference:	ISDN-PSTN-PSTN/Supplementary_services/CFNR/510804	
Selection criteria:	The user A and the user C are in network N1. The user B is in network N2 and is provided with CFNR (option A, late release).	
Test purpose:	Ensure that when user A calls user B, the call is forwarded to user C. Ensure that the Diverted-to user information parameters and Calling user information parameters are correctly mapped according to the table 24.	
Parameter values:	BC = PIXIT, CF active	
Comments:		

510805	ISDN ref. to: ETSI EN 300 207-1 [12], clauses 6.1, 9.2.2 and 9.2.5	Other relevant references: ETSI TS 183 036 [42], clause 5.2.5 Recommendation ITU-T Q.1912.5 [35], annex B.6 ETSI TS 129 163 [40], clause 7.4.6
TSS reference:	ISDN-PSTN-ISDN/Supplementary_services/CFNR/510805	
Selection criteria:	The user A and the user C are in network N1. The user B is in network N2 and is provided with CFNR (option B, immediate release).	
Test purpose:	Ensure that when user A calls user B, the call is forwarded to user C. Ensure that the Diverted-to user information parameters and Calling user information parameters are correctly mapped according to the table 24.	
Parameter values:	BC = PIXIT, CF active	
Comments:		

510806	ISDN ref. to: ETSI EN 300 207-1 [12], clauses 9.2.2 and 9.2.5	Other relevant references: ETSI TS 183 036 [42], clause 5.2.5 Recommendation ITU-T Q.1912.5 [35], annex B.6 ETSI TS 129 163 [40], clause 7.4.6
TSS reference:	ISDN-PSTN-ISDN/Supplementary_services/CFNR/510806	
ISDN selection criteria:		
Test purpose:	To verify that a call is released correctly if CFNR was not successful if the diverted-to user is busy.	
ISDN parameter values:	CFNR active	
Comments:		

6.2.5.9 UUS1

510901	ISDN reference to: ETSI EN 300 286-1 [10], clauses 11.2 and 9.1.1.1.2	Other relevant references:
TSS reference:	ISDN-PSTN/Supplementary_services/UUS1/510901	
Selection criteria:	The calling (served) user is provided with UUS1 implicit request.	
Test purpose:	Ensure that when a User-user information element is included in the SETUP message sent from the calling user, call establishment can be done without User-user information.	
Parameter values:	BC = PIXIT	
Comments:		

510902	ISDN reference to: ETSI EN 300 286-1 [10], clauses 11.2 and 9.1.1.1.2	Other relevant references: ETSI EN 300 403-1 [1], clause 7.1.3.6
TSS reference:	ISDN-PSTN/Supplementary_services/UUS1/510902	
Selection criteria:	The calling (served) user is provided with UUS1 explicit request.	
Test purpose:	Ensure that when the calling user explicit request UUS1 indicating "required", the network initiate call clearing to the calling user indicating cause value #69 "requested facility not implemented" or cause value #29 "facility rejected", and a UUS service 1 rejection with Error value "rejectedByUser".	
Parameter values:	BC = PIXIT	
Comments:		

6.2.5.10 CCBS

511001	ISDN reference to: ETSI EN 300 138-1 [7]	Other relevant references: ETSI EN 300 356-1 [18]
TSS reference:	ISDN-PSTN/Supplementary_services/CCBS/511001	
Selection criteria:	<ul style="list-style-type: none"> - OLE and DLE are supporting the CCBS supplementary service and this supplementary service is available to user A. - Signalling procedures at the coincident S and T reference point. - Recall option = PIXIT. 	
Test purpose:	Ensure that user A can establish a successful CCBS call setup a multipoint configuration exits.	
Parameter values:	BC = PIXIT	
Comments:		

511002	ISDN reference to: ETSI EN 300 138-1 [7]	Other relevant references: ETSI EN 300 356-1 [18]
TSS reference:	ISDN-PSTN/Supplementary_services/CCBS/511002	
Selection criteria:	<ul style="list-style-type: none"> - OLE and DLE are supporting the CCBS supplementary service and this supplementary service is available to user A. - Signalling procedures at the coincident S and T reference point. 	
Test purpose:	Ensure that user A in the call proceeding call state and in the CCBS Call init state, when network B responds to the call with an ALERTING: indication, user A receives an ALERTING message followed by a FACILITY message containing a Facility information element with a cCBSErase invoke indication cCBSEraseReason "normal-unspecified".	
Parameter values:	BC = PIXIT	
Comments:		

511003	ISDN reference to: ETSI EN 300 138-1 [7], clause 9.2.1	Other relevant references: ETSI EN 300 356-1 [18]
TSS reference:	ISDN-PSTN/Supplementary_services/CCBS/511003	
Selection criteria:	<ul style="list-style-type: none"> - OLE and DLE are supporting the CCBS supplementary service and this supplementary service is available to user A. - Signalling procedures at the coincident S and T reference point. 	
Test purpose:	Ensure that when the network A is in the call state N00 and CCBS Activated state the user can initiate the deactivation procedure.	
Parameter values:	BC = PIXIT	
Comments:	Ensure that the user (when the network A is in the call state N00 and CCBS Activated state), on receipt of a FACILITY message containing a Facility information element with a CCBSDeactivate invoke component including the correct CCBSReference parameter, sends to user A a FACILITY message containing a Facility information element with a CCBSDeactivate return result component with CCBSEraseReason indicating "normal-unspecified" and a Facility message containing a Facility information element with a CCBSErase invoke component.	

511004	ISDN reference to: ETSI EN 300 138-1 [7], clause 9.1.4.2	Other relevant references: ETSI EN 300 356-1 [18]
TSS reference:	ISDN-PSTN/Supplementary_services/CCBS/511004	
Selection criteria:	<ul style="list-style-type: none"> - OLE and DLE are supporting the CCBS supplementary service and this supplementary service is available to user A. - Signalling procedures at the coincident S and T reference point. 	
Test purpose:	Ensure that when the network A is in the call state N00 and CCBS free state the user can initiate the deactivation procedure.	
Parameter values:	BC = PIXIT	
Comments:	Ensure that the user (when the network A is in the call state N00 and CCBS free state), on receipt of a FACILITY message containing a Facility information element with a CCBSDeactivate invoke component including the correct CCBSReference parameter, sends to user A a FACILITY message containing a Facility information element with a CCBSDeactivate return result component with CCBSEraseReason indicating "normal-unspecified" and a Facility message containing a Facility information element with a CCBSErase invoke component.	

511005	ISDN reference to: ETSI EN 300 138-1 [7]	Other relevant references: ETSI EN 300 356-1 [18]
TSS reference:	ISDN-PSTN/Supplementary_services/CCBS/511005	
Selection criteria:	<ul style="list-style-type: none"> - OLE and DLE are supporting the CCBS supplementary service and this supplementary service is available to user A. - Signalling procedures at the coincident S and T reference point. 	
Test purpose:	Ensure that network A cannot accept the CCBS request because the CCBS supplementary service is not available to the destination.	
Parameter values:	BC = PIXIT	
Comments:	In the Disconnect call state and CCBS Idle state and Retain Active State, on receipt of a FACILITY message containing a Facility information element with a CCBSRequest invoke component including the CallLinkageID, but CCBS is not available to the destination, the user A receives a FACILITY message containing a Facility information element with a CCBSRequest return error component indicating "shortTermDenial".	

511006	ISDN reference to: ETSI EN 300 138-1 [7]	Other relevant references: ETSI EN 300 356-1 [18]
TSS reference:	ISDN-PSTN/Supplementary_services/CCBS/511006	
Selection criteria:	<ul style="list-style-type: none"> - Network A and network B are supporting the CCBS supplementary service and this supplementary service is available to user A. - Signalling procedures at the coincident S and T reference point. 	
Test purpose:	Ensure that if network A is informed that user B is not busy and user A is busy, the network A shall inform user A by sending a CCBSFree invoke component to user A and suspend CCBS processing.	
Parameter values:	BC = PIXIT	
Comments:		

511007	ISDN reference to: ETSI EN 300 138-1 [7], clause 9.4.2.2	Other relevant references: ETSI EN 300 356-1 [18]
TSS reference:	ISDN-PSTN/Supplementary_services/CCBS/511007	
Selection criteria:	<ul style="list-style-type: none"> - Network A and network B are supporting the CCBS supplementary service and this supplementary service is available to user A. - Signalling procedures at the coincident S and T reference point. - Recall option = PIXIT. 	
Test purpose:	Ensure that if network A cannot accept the request because no B-cannel can selected, network A shall suspend the CCBS request at network B.	
Parameter values:	BC = PIXIT	
Comments:	Ensure that network A in the CCBS free state on receipt of SETUP message containing Bearer capability information element from the original call and a Facility information element with a CCBSCall invoke component including the CCBSReference from the previously sent CCBSRemoteUserFree invoke component, when no B-channels can be selected, the network A sends to user a RELEASE COMPLETE with the cause #34 or #43 and moves to call state N00. Furthermore, network A shall suspend the CCBS request at network B.	

511008	ISDN reference to: ETSI EN 300 138-1 [7]	Other relevant references: ETSI EN 300 356-1 [18]
TSS reference:	ISDN-PSTN/Supplementary_services/CCBS/511008	
Selection criteria:	<ul style="list-style-type: none"> - Network A and network B are supporting the CCBS supplementary service and this supplementary service is available to user A. - Signalling procedures at the coincident S and T reference point. - The network option "CCBS request retention" is set to "yes". 	
Test purpose:	Ensure that if network B cannot establish the call because user B is busy again, network B is proceeding with normal call clearing and Network B shall resume monitoring user B for being not busy.	
Parameter values:	BC = PIXIT	
Comments:	Ensure that the network A in the Outgoing Call Proceeding state and CCBS Call Init State, if network B cannot establish the call because user B is busy again, the network A sends to user A a DISCONNECT: not containing a Facility information element with a CCBSERase invoke component. Network B shall resume monitoring user B for being not busy.	

511009	ISDN reference to: ETSI EN 300 138-1 [7], clause 9.4.3.2	Other relevant references: ETSI EN 300 356-1 [18]
TSS reference:	ISDN-PSTN/Supplementary_services/CCBS/511009	
Selection criteria:	<ul style="list-style-type: none"> - Network A and network B are supporting the CCBS supplementary service and this supplementary service is available to user A. - Signalling procedures at the coincident S and T reference point. - Network option "CCBS request retention" is set to "no". - Multipoint configuration. 	
Test purpose:	Ensure that if network B cannot establish the call because user B is busy again, network B is proceeding with normal call clearing User A can activate the CCBS supplementary service again.	
Parameter values:	BC = PIXIT	
Comments:	Ensure that the network A in the Outgoing Call Proceeding state and CCBS Call Init State, where a multipoint configuration exists, if network B cannot establish the call because user B is busy again, the network A sends to user A a DISCONNECT: or RELEASE COMPLETE message containing a Facility information element with a CallInfoRetain invoke component including a CallLinkageID sends a FACILITY message (UI frame) containing a Facility information element with a CCBSERase invoke component including CCBSERaseReason encoded as "basic-call-failed". User A can activate the CCBS supplementary service again.	

511010	ISDN reference to: ETSI EN 300 138-1 [7], clause 9.4.1.2	Other relevant references: ETSI EN 300 356-1 [18]
TSS reference:	ISDN-PSTN/Supplementary_services/CCBS/511010	
Selection criteria:	<ul style="list-style-type: none"> - Network A and network B are supporting the CCBS supplementary service and this supplementary service is available to user A. - Signalling procedures at the coincident S and T reference point. 	
Test purpose:	Ensure that the network A in the Null call state and CCBS Free state, where a multipoint configuration exists, and the T-CCBS3 expires, the network A sends to user A a FACILITY message (UI frame) containing a Facility information element with a CCBSErase invoke component including CCBSEraseReason encoded as "t-CCBS3-timout".	
Parameter values:	BC = PIXIT	
Comments:		

6.2.5.11 CCNR

511001	ISDN reference to: ETSI EN 301 065-1 [29]	Other relevant references:
TSS reference:	ISDN-PSTN/Supplementary_services/CCNR/511001	
Selection criteria:	<ul style="list-style-type: none"> - OLE and DLE are supporting the CCNR supplementary service and this supplementary service is available to user A. - Signalling procedures at the coincident S and T reference point. - Recall option = PIXIT. - Point-to-multipoint configuration applies. 	
Test purpose:	Ensure that when user A has an ALERTING: indication received from network B, user A can activate CCNR and establish a successful CCNR call setup a point-to-multipoint configuration applies.	
Parameter values:	BC = PIXIT	
Comments:		

511002	ISDN reference to: ETSI EN 301 065-1 [29]	Other relevant references:
TSS reference:	ISDN-PSTN/Supplementary_services/CCNR/511002	
Selection criteria:	<ul style="list-style-type: none"> - OLE and DLE are supporting the CCNR supplementary service and this supplementary service is available to user A. - Signalling procedures at the coincident S and T reference point. - Recall option = PIXIT. - Point-to-multipoint configuration applies. 	
Test purpose:	Ensure that when CCNR supplementary service is not activated and the call is cleared after ALERTING: has been sent to user A, user A can activate CCNR and establish a successful CCNR call setup if the point-to-multipoint configuration applies.	
Parameter values:	BC = PIXIT	
Comments:		

511003	ISDN reference to: ETSI EN 301 065-1 [29]	Other relevant references:
TSS reference:	ISDN-PSTN/Supplementary_services/CCNR/511003	
Selection criteria:	<ul style="list-style-type: none"> - OLE and DLE are supporting the CCNR supplementary service and this supplementary service is available to user A. - Signalling procedures at the coincident S and T reference point. 	
Test purpose:	Ensure that user A in the call proceeding call state and in the CCNR Call init state, when network B has responded to the call with a CONNECT: indication, user A receives a CONNECT message. Has the CCNR request not been deactivated, the user receives a FACILITY message containing a Facility information element with a cCBSErase invoke indication cCBSEraseReason "normal-unspecified".	
Parameter values:	BC = PIXIT	
Comments:		

511004	ISDN reference to: ETSI EN 301 065-1 [29]	Other relevant references:
TSS reference:	ISDN-PSTN/Supplementary_services/CCNR/511004	
Selection criteria:	<ul style="list-style-type: none"> - OLE and DLE are supporting the CCNR supplementary service and this supplementary service is available to user A. - Signalling procedures at the coincident S and T reference point. 	
Test purpose:	Ensure that when the network A is in the call state N00 and CCNR Activated state, the user can initiate the deactivation procedure.	
Parameter values:	BC = PIXIT	
Comments:	Ensure that the user (when the network A is in the call state N00 and CCNR Activated state), on receipt of a FACILITY message containing a Facility information element with a CCBSDeactivate invoke component including the correct CCBSReference parameter, sends to user A a FACILITY message containing a Facility information element with a CCBSDeactivate return result component.	

511005	ISDN reference to: ETSI EN 301 065-1 [29]	Other relevant references:
TSS reference:	ISDN-PSTN/Supplementary_services/CCNR/511005	
Selection criteria:	<ul style="list-style-type: none"> - OLE and DLE are supporting the CCNR supplementary service and this supplementary service is available to user A. - Signalling procedures at the coincident S and T reference point. 	
Test purpose:	Ensure that network A cannot accept the CCNR request because the CCBS supplementary service is not available to the destination.	
Parameter values:	BC = PIXIT	
Comments:	In the Disconnect call state and CCNR Idle state and Retain Active State, on receipt of a FACILITY message containing a Facility information element with a CCNRRequest invoke component including the CallLinkageID, but CCBS is not available to the destination, the user A receives a FACILITY message containing a Facility information element with a CCBSRequest return error component indicating "shortTermDenial" or "longTermDenial".	

511006	ISDN reference to: ETSI EN 301 065-1 [29]	Other relevant references:
TSS reference:	ISDN-PSTN/Supplementary_services/CCNR/511006	
Selection criteria:	<ul style="list-style-type: none"> - Network A and network B are supporting the CCNR supplementary service and this supplementary service is available to user A. - Signalling procedures at the coincident S and T reference point. 	
Test purpose:	Ensure that if network A is informed that user B is not busy and user A is busy, the network A shall inform user A by sending a CCBSFree invoke component to user A and suspend CCNR processing.	
Parameter values:	BC = PIXIT	
Comments:		

511007	ISDN reference to: ETSI EN 301 065-1 [29]	Other relevant references:
TSS reference:	ISDN-PSTN/Supplementary_services/CCNR/511007	
Selection criteria:	<ul style="list-style-type: none"> - Network A and network B are supporting the CCNR supplementary service and this supplementary service is available to user A. - Signalling procedures at the coincident S and T reference point. - Network A supports the specific Recall option. 	
Test purpose:	Ensure that if network A cannot accept the request because no B-cannel can be selected, network A shall suspend the CCNR request at network B.	
Parameter values:	BC = PIXIT	
Comments:	Ensure that network A in the CCNR free state on receipt of SETUP message containing Bearer capability information element from the original call and a Facility information element with a CCBSCall invoke component including the CCBSReference from the previously sent CCBSRemoteUserFree invoke component, when no B-channels can be selected, the network A sends to user a RELEASE COMPLETE with the cause #34 or #43 and moves to call state N00. Furthermore, network A shall suspend the CCNR request at network B.	

511008	ISDN reference to: ETSI EN 301 065-1 [29]	Other relevant references:
TSS reference:	ISDN-PSTN/Supplementary_services/CCNR/511008	
Selection criteria:	<ul style="list-style-type: none"> - Network A and network B are supporting the CCNR supplementary service and this supplementary service is available to user A. - Signalling procedures at the coincident S and T reference point. - Network A supports the global Recall option. 	
Test purpose:	Ensure that if network A cannot accept the request because no B-cannel can selected, network A shall send a CCBSStopAlerting invoke component to user A and suspend the CCBS request at network B.	
Parameter values:	BC = PIXIT	
Comments:	Ensure that network A in the call state N00 and CCNR free state, where a multipoint configuration exists, on receipt of SETUP message containing Bearer capability information element (s) from the original call and a Facility information element with a CCBSCall invoke component including the CCBSReference from the previously sent CCBSRemoteUserFree invoke component when no B-channels can be selected. The network A sends FACILITY message (UI frame) containing a facility information element with a CCBSStopAlerting invoke component including the same CCBSReference value and a RELEASE COMPLETE with the cause #34 or #43 and moves to call state N00. Furthermore, network A shall suspend the CCNR request at network B.	

511009	ISDN reference to: ETSI EN 301 065-1 [29]	Other relevant references:
TSS reference:	ISDN-PSTN/Supplementary_services/CCNR/511009	
Selection criteria:	<ul style="list-style-type: none"> - Network A and network B are supporting the CCNR supplementary service and this supplementary service is available to user A. - Signalling procedures at the coincident S and T reference point. - The network option "CCBS request retention" is set to "yes". 	
Test purpose:	Ensure that if network B cannot establish the call because user B is busy again, network B is proceeding with normal call clearing and Network B shall resume monitoring user B for being not busy.	
Parameter values:	BC = PIXIT	
Comments:	Ensure that the network A in the Outgoing Call Proceeding state and CCBS Call Init State, if network B cannot establish the call because user B is busy again,, the network A sends to user A a DISCONNECT: not containing a Facility information element with a CCBSErase invoke component. Network B shall resume monitoring user B for being not busy.	

511030	ISDN reference to: ETSI EN 301 065-1 [29]	Other relevant references:
TSS reference:	ISDN-PSTN/Supplementary_services/CCNR/511030	
Selection criteria:	<ul style="list-style-type: none"> - Network A and network B are supporting the CCNR supplementary service and this supplementary service is available to user A. - Signalling procedures at the coincident S and T reference point. - Network option "CCBS request retention" is set to "no". 	
Test purpose:	Ensure that if network B cannot establish the call because user B is busy again, network B is proceeding with normal call clearing User A can activate the CCNR supplementary service again.	
Parameter values:	BC = PIXIT	
Comments:		

511031	ISDN reference to: ETSI EN 300 138-1 [7], clause 9.4.1.2	Other relevant references: ETSI EN 300 356-1 [18]
TSS reference:	ISDN-PSTN/Supplementary_services/CCNR/511031	
Selection criteria:	<ul style="list-style-type: none"> - Network A and network B are supporting the CCNR supplementary service and this supplementary service is available to user A. - Signalling procedures at the coincident S and T reference point. 	
Test purpose:	Ensure that the network A in the Null call state and CCNR Free state and the T-CCBS3 expires, the network A sends to user A a FACILITY message containing a Facility information element with a CCBSERase invoke component including CCBSERaseREason encoded as "t-CCBS3-timout".	
Parameter values:	BC = PIXIT	
Comments:		

6.2.5.12 ECT

511201	ISDN reference to: ETSI EN 300 369-1 [19], clauses 9.2.1, 9.2.3 and 9.2.4	Other relevant references:
TSS reference:	ISDN-PSTN/Supplementary_services/ECT/511201	
Selection criteria:	ECT	
Test purpose:	User A is in network N1 and is provided with ECT using implicit linkage. User B and user C are in network N2. Ensure that when user A invokes ECT in which the call A-B is in the Active call state - Call Held auxiliary state and the call A-C is in the Active call state a connection between user B and user C is established and the calls A-B and A-C are released. The call clearing procedure of the B-C connection is performed from user B. (user B and user C have presentation allowed - no COLR).	
Parameter values:	BC = PIXIT	
Comments:		

511202	ISDN reference to: ETSI EN 300 369-1 [19], clauses 9.2.1, 9.2.3 and 9.2.4	Other relevant references:
TSS reference:	ISDN-PSTN/Supplementary_services/ECT/511202	
Selection criteria:	ECT	
Test purpose:	User A is in network N1 and is provided with ECT using implicit linkage. User B and user C are in network N2. Ensure that when user A invokes ECT in which the call A-B is in the Active call state and the call A-C is in the Active call state - Call Held auxiliary state , a connection between user B and user C is established and the calls A-B and A-C are released. The call clearing procedure of the B-C connection is performed from user C. (user B and user C have presentation restricted - COLR).	
Parameter values:	BC = PIXIT	
Comments:		

511203	ISDN reference to: ETSI EN 300 369-1 [19], clause 9	Other relevant references:
TSS reference:	ISDN-PSTN/Supplementary_services/ECT/511203	
Selection criteria:	ECT	
Test purpose:	User A is in network N1 and is provided with ECT using implicit linkage. User B and user C are in network N2. Ensure that when user A invokes ECT in which the call A-B is in the Active call state - Call Held auxiliary state and the call A-C is in the Call Delivered State a connection between user B and user C is established and the calls A-B and A-C are released. When network B receives a CONNECT message from user C, network C shall proceed with the basic call procedure for the user C. The call clearing procedure of the B-C connection is performed from user B.	
Parameter values:	BC = PIXIT	
Comments:		

511204	ISDN reference to: ETSI EN 300 369-1 [19], clause 9	Other relevant references:
TSS reference:	ISDN-PSTN/Supplementary_services/ECT/511204	
Selection criteria:	ECT	
Test purpose:	User A is in network N1 and is provided with ECT using implicit linkage. User B and user C are in network N2. Ensure that when user A invokes ECT in which the call A-B is in the Active call state and the call A-C is in the Call Delivered State - Call Held auxiliary state , a connection between user B and user C is established and the calls A-B and A-C are released. When network C receives a CONNECT message from user C, network C shall proceed with the basic call procedure for the user C. The call clearing procedure of the B-C connection is performed from user C.	
Parameter values:	BC = PIXIT	
Comments:		

6.2.5.13 HOLD

511301	ISDN reference to: ETSI EN 300 141-1 [16], clause 7	Other relevant references: ETSI EN 300 196-1 [26], clause 7.1 ETSI TS 183 036 [42], clause 5.2.1 Recommendation ITU-T Q.1912.5 [35], annex B.10 ETSI TS 129 163 [40], clause 7.4.10
TSS reference:	ISDN-PSTN/Supplementary_services/HOLD/511301	
Selection criteria:	The calling user is provided with HOLD.	
Test purpose:	Ensure that the calling user can initiate Call Hold and that the call can be released from the calling user during the held state.	
Parameter values:	BC = PIXIT	
Comments:		

511302	ISDN reference to: ETSI EN 300 141-1 [16], clause 7	Other relevant references: ETSI EN 300 196-1 [26], clause 7.1 ETSI TS 183 036 [42], clause 5.2.1 Recommendation ITU-T Q.1912.5 [35], annex B.10 ETSI TS 129 163 [40], clause 7.4.10
TSS reference:	ISDN-PSTN/Supplementary_services/HOLD/511302	
Selection criteria:	The calling user is provided with HOLD.	
Test purpose:	Ensure that the calling user can initiate Call Hold, and that the call can be released from the called user in the held state.	
Parameter values:	BC = PIXIT	
Comments:		

511303	ISDN reference to: ETSI EN 300 141-1 [16], clause 7	Other relevant references: ETSI EN 300 196-1 [26], clause 7.1 ETSI TS 183 036 [42], clause 5.2.1 Recommendation ITU-T Q.1912.5 [35], annex B.10 ETSI TS 129 163 [40], clause 7.4.10
TSS reference:	ISDN-PSTN/Supplementary_services/HOLD/511303	
Selection criteria:	The calling user is provided with HOLD.	
Test purpose:	Ensure that the called user can initiate Call Hold, the called remote user is notified of call hold, the call can be released from the called user in the held state.	
Parameter values:	BC = PIXIT	
Comments:		

511304	ISDN reference to: ETSI EN 300 141-1 [16], clause 7	Other relevant references: ETSI EN 300 196-1 [26], clause 7.1 ETSI TS 183 036 [42], clause 5.2.1 Recommendation ITU-T Q.1912.5 [35], annex B.10 ETSI TS 129 163 [40], clause 7.4.10
TSS reference:	ISDN-PSTN/Supplementary_services/HOLD/511304	
Selection criteria:	The calling user is provided with HOLD.	
Test purpose:	Ensure that the called user can initiate Call Hold, the called remote user is notified of call hold, the call can be released from the calling user in the held state.	
Parameter values:	BC = PIXIT	
Comments:		

6.2.6 Test purposes for PSTN-ISDN, Basic call

6.2.6.1 Successful - PSTN

610101	ISDN reference to: ETSI EN 300 403-1 [1], clauses 5.2.6 and B.4	Other relevant references: ETSI TS 183 043 [41], clauses 5.2.7 and 5.3.5.5 ETSI TS 183 036 [42], clause 5.1.2 ETSI EN 300 899-1 [37], clause 2.2 Recommendation ITU-T Q.699 [24], clause 2.2
TSS reference:	PSTN-ISDN/Basic_call/Successful/610101	
Selection criteria:		
Test purpose:	Ensure that call is delivered to the called ISDN user with the Bearer capability information element indicating "3,1 kHz audio". During call establishment a Progress indicator information element shall be included in the SETUP message sent to the called user with progress description value #1 "call is not end-to-end ISDN" or #3 "origination address is non-ISDN".	
Parameter values:	SETUP: BC = 3,1 kHz audio	
Comments:		

610101A	ISDN reference to: ETSI EN 300 403-1 [1], clauses 5.2.6 and B.4	Other relevant references: ETSI TS 183 043 [41], clauses 5.2.7 and 5.3.5.5 ETSI TS 183 036 [42], clause 5.1.2 ETSI EN 300 899-1 [37], clause 2.2 Recommendation ITU-T Q.699 [24], clause 2.2
TSS reference:	PSTN-ISDN/Basic_call/Successful/610101A	
Selection criteria:	PSTN XML is not supported from the called AGW/VGW	
Test purpose:	Ensure that call is delivered to the called ISDN user with the Bearer capability information element indicating "3,1 kHz audio".	
Parameter values:	SETUP: BC = 3,1 kHz audio; PI#2	
Comments:		

610102	ISDN reference to: ETSI EN 300 403-1 [1]	Other relevant references: ETSI TS 183 043 [41], clauses 5.2.7 and 5.3.5.5 ETSI TS 183 036 [42], clause 5.1.2 ETSI EN 300 899-1 [37], clause 2.2 Recommendation ITU-T Q.699 [24], clause 2.2
TSS reference:	PSTN-ISDN/Basic_call/Successful/610102	
Selection criteria:		
Test purpose:	Ensure that the clearing procedure is performed correctly when the calling user clears the call after answering.	
Parameter values:	SETUP: BC = 3,1 kHz audio; PI#2	
Comments:		

610103	ISDN reference to: ETSI EN 300 403-1 [1]	Other relevant references: ETSI TS 183 043 [41], clauses 5.2.7 and 5.3.5.5 ETSI TS 183 036 [42], clause 5.1.2 ETSI EN 300 899-1 [37], clause 2.2 Recommendation ITU-T Q.699 [24], clause 2.2
TSS reference:	PSTN-ISDN/Basic_call/Successful/610103	
Selection criteria:		
Test purpose:	Ensure that the clearing procedure is performed correctly when the called ISDN user clears the call after answering.	
Parameter values:	SETUP: BC = 3,1 kHz audio; PI#2	
Comments:		

610104	ISDN reference to: ETSI EN 300 403-1 [1]	Other relevant references: ETSI TS 183 043 [41], clauses 5.2.7 and 5.3.5.5 ETSI TS 183 036 [42], clause 5.1.2 ETSI EN 300 899-1 [37], clause 2.2 Recommendation ITU-T Q.699 [24], clause 2.2
TSS reference:	PSTN-ISDN/Basic_call/Successful/610104	
Selection criteria:	ISDN = point-to-point Configuration: with DDI; P-Early-Media header supported in early dialogue	
Test purpose:	Ensure that the ISDN user receives a Call Proceeding message when the ISDN User in call state U03 is sending a Call Proceeding message. Ensure that in the active call state (N10) the voice transfer on the media and B-channels is performed correctly (e.g. testing QoS parameters). Ensure that an early dialogue is established by sending a 183 Session Progress Ensure that in the Call Delivered call state U4 the transfer of tone or announcement on the media channel is performed correctly. In case when the parameter in the SDP rtpmap:<dynamic-PT> is used the codecs in table 5 apply.	
ISDN Parameter values called user:	SETUP: BC = 3,1 kHz audio; PI#2	

6.2.6.2 Unsuccessful - PSTN

620101	ISDN reference to: ETSI EN 300 403-1 [1]	Other relevant references: ETSI TS 183 043 [41], clauses 5.2.7 and 5.3.5.5 ETSI TS 183 036 [42], clause 5.1.2 ETSI EN 300 899-1 [37], clause 2.2 Recommendation ITU-T Q.699 [24], clause 2.2
TSS reference:	PSTN-ISDN/Basic_call/Unsuccessful/620101	
Selection criteria:		
Test purpose:	Ensure that when the called ISDN user is busy, the calling user receives in-band information that the called user is busy.	
Parameter values:		
Comments:		

620102	ISDN reference to: ETSI EN 300 403-1 [1]	Other relevant references: ETSI TS 183 043 [41], clauses 5.2.7 and 5.3.5.5 ETSI TS 183 036 [42], clause 5.1.2 ETSI EN 300 899-1 [37], clause 2.2 Recommendation ITU-T Q.699 [24], clause 2.2
TSS reference:	PSTN-ISDN/Basic_call/Unsuccessful/620102	
Selection criteria:		
Test purpose:	Ensure that when the called ISDN user terminal is not connected, the calling user receives in-band announcement that the destination is out of order.	
Parameter values:		
Comments:		

620103	ISDN reference to: ETSI EN 300 403-1 [1]	Other relevant references: ETSI TS 183 043 [41], clauses 5.2.7 and 5.3.5.5 ETSI TS 183 036 [42], clause 5.1.2 ETSI EN 300 899-1 [37], clause 2.2 Recommendation ITU-T Q.699 [24], clause 2.2
TSS reference:	PSTN-ISDN/Basic_call/Unsuccessful/620103	
Selection criteria:		
Test purpose:	Ensure that when calling to unallocated ISDN number, the calling user receives in-band information that the called number is unallocated.	
Parameter values:		
Comments:		

620104	ISDN reference to: ETSI EN 300 403-1 [1]	Other relevant references: ETSI TS 183 043 [41], clauses 5.2.7 and 5.3.5.5 ETSI TS 183 036 [42], clause 5.1.2 ETSI EN 300 899-1 [37], clause 2.2 Recommendation ITU-T Q.699 [24], clause 2.2
TSS reference:	PSTN-ISDN/Basic_call/Unsuccessful/620104	
Selection criteria:	Multipoint configuration for the called side.	
Test purpose:	Ensure that when the calling user clears before answer from the called ISDN user in a point-to-multipoint access configuration, the call is cleared.	
Parameter values:		
Comments:		

620105	ISDN reference to: ETSI EN 300 403-1 [1]	Other relevant references: ETSI TS 183 043 [41], clauses 5.2.7 and 5.3.5.5 ETSI TS 183 036 [42], clause 5.1.2 ETSI EN 300 899-1 [37], clause 2.2 Recommendation ITU-T Q.699 [24], clause 2.2
TSS reference:	PSTN-ISDN/Basic_call/Unsuccessful/620105	
Selection criteria:		
Test purpose:	Ensure that when the called ISDN user is alerted by not answering before timer Q118 expires, the network initiate call clearing.	
Parameter values:		
Comments:		

620106	ISDN reference to: ETSI EN 300 403-1 [1]	Other relevant references: ETSI TS 183 043 [41], clauses 5.2.7 and 5.3.5.5 ETSI TS 183 036 [42], clause 5.1.2 ETSI EN 300 899-1 [37], clause 2.2 Recommendation ITU-T Q.699 [24], clause 2.2
TSS reference:	PSTN-ISDN/Basic_call/Unsuccessful/620106	
Selection criteria:	Point-to-point configuration for the called side.	
Test purpose:	Ensure that when the calling user clears before answer from the called ISDN user in a point-to-point access configuration, the call is cleared.	
Parameter values:		
Comments:		

6.2.7 Test purposes for PSTN-ISDN, Supplementary services

6.2.7.1 CLIP

710101	ISDN reference to: ETSI EN 300 092-1 [3], clauses 9.5.1 and 11	Other relevant references: ETSI TS 183 036 [42], clause 5.2.3
TSS reference:	PSTN-ISDN/Supplementary_services/CLIP/710101	
Selection criteria:	The called (served) user is provided with CLIP.	
Test purpose:	Ensure that the Calling party number information element is network provided and correctly delivered to the called ISDN user or, if the PSTN does not support this service, the presentation indicator indicates "number not available due to interworking".	
Parameter values:	SI = NP, N = international (or N = unknown)	
Comments:		

6.2.7.2 CLIR

710201	ISDN reference to: ETSI EN 300 093-1 [4], clause 9.4.1	Other relevant references: ETSI EN 300 092-1 [3], clause 9.5.1 ETSI TS 183 036 [42], clause 5.2.3
TSS reference:	PSTN-ISDN/Supplementary_services/CLIR/710201	
Selection criteria:	The calling (served) user is provided with CLIR, the called user with CLIP.	
Test purpose:	Ensure that the Calling party number information element is network provided and correctly delivered to the called user without any digit information or, if the PSTN does not support this service, the presentation indicator indicates "number not available due to interworking".	
Parameter values:	SI = NP, (PI = PR), N = unknown, NPI = unknown	
Comments:		

6.2.7.3 CFU

6.2.7.3.1 Signalling procedures between PSTN-ISDN-ISDN

710301	ISDN reference to: ETSI EN 300 207-1 [12]	Other relevant references:
TSS reference:	PSTN-ISDN-ISDN/Supplementary_services/CFU/710301	
Selection criteria:	The user A and the user C are in PSTN. The user B is in the ISDN and is provided with CFU.	
Test purpose:	Ensure that when user A calls user B, the call is forwarded to user C. Ensure that the Diverted-to user information parameters and Calling user information parameters are correctly mapped according to the table 25.	
Parameter values:	CFU active	
Comments:		

710302	ISDN ref. to: ETSI EN 300 207-1 [12], clauses 9.2.2 and 9.2.5	Other relevant references: ETSI TS 183 036 [42], clause 5.2.5 Recommendation ITU-T Q.1912.5 [35], annex B.6 ETSI TS 129 163 [40], clause 7.4.6
TSS reference:	PSTN-ISDN-ISDN/Supplementary_services/CFU/710302	
ISDN selection criteria:		
Test purpose:	To verify that a call is released correctly if CFU was not successful if the diverted-to user is busy.	
ISDN parameter values:	CFU active	
Comments:		

Table 25: Overview of Call Forwarding parameters when the forwarding user and the forwarded to user have a S/T reference point

PIXIT Value	USER B and C have S/T Interfaces												
	Test number variable	1R (Note)	2	3	4	5R (Note)	6R (Note)	7	8R (Note)	9R (Note)	10	11	12
	Diverted-to user information parameters (User C)												
	Notification to the user in dependency of the combination of PIXIT value	TN&N	TN&N	TN&N	TN&N	NTN&N	NTN&N	NTN&N	NTN&N	NTN&N	NTN&N	NTN&N	NTN&N
1	Calling CLI presented to diverted-to user	Yes	No	Yes	No	Yes	No	Yes	No	Yes	No	Yes	No
2	Subscription option: Diverting number is released to the diverted-to user: Yes	√	√	√	√					√	√	√	√
3	Subscription option: Diverting number is released to the diverted-to user: No					√	√	√	√				
4	Served user has CLIRp									√	√	√	√
5	Calling user has CLIRt (def=non-restricted) empty IE or PI=0	√				√				√			
6	Calling user has CLIRt (def=non-restricted) IE with PI=1 or PI=2		√				√				√		
7	Calling user has CLIRt (def=restricted) IE with PI=0			√				√				√	
8	Calling user has CLIRt (def=restricted) empty IE or PI=1 or PI=2				√				√				√

NOTE: The tests marked with R are recommended to be used as regression or interoperability tests.

6.2.7.3.2 Signalling procedures between PSTN-ISDN-PSTN

710303	ISDN reference to: ETSI EN 300 207-1 [12]	Other relevant references:
TSS reference:	PSTN-ISDN-PSTN/Supplementary_services/CFU/710303	
Selection criteria:		
Test purpose:	Ensure that when user A calls user B, the call is forwarded to user C. Ensure that when user A calls user B, the call is forwarded to user C. Ensure that the Calling user information parameters are correctly mapped according to the table 26.	
Parameter values:	CFU active	
Comments:		

Table 26: Overview of Call Forwarding parameters

PIXIT Value	USER B and C has S/T Interfaces			
	Test number variable	1	2	3
	Diverted-to user information parameters (User C)			
	Notification to the user in dependency of the combination of PIXIT value	NA	NA	NA
	Calling CLI presented to diverted-to user	Yes	No	Yes
1	Served user has CLIRp			√
2	Calling user: CLIP	√		√
3	Calling user has CLIRt		√	

710304	ISDN ref. to: ETSI EN 300 207-1 [12], clauses 9.2.2 and 9.2.5	Other relevant references: ETSI TS 183 036 [42], clause 5.2.5 Recommendation ITU-T Q.1912.5 [35], annex B.6 ETSI TS 129 163 [40], clause 7.4.6
TSS reference:	PSTN-ISDN-PSTN/Supplementary_services/CFU/710304	
ISDN selection criteria:		
Test purpose:	To verify that a call is released correctly if CFU was not successful if the diverted-to user is busy.	
ISDN parameter values:	CFU active	
Comments:		

6.2.7.4 CFB

6.2.7.4.1 Signalling procedures between PSTN-ISDN-ISDN

710401	ISDN reference to: ETSI EN 300 207-1 [12]	Other relevant references:
TSS reference:	PSTN-ISDN-ISDN/Supplementary_services/CFB/710401	
Selection criteria:	The user A and the user C are in PSTN. The user B is in the ISDN and is provided with CFB-UDUB.	
Test purpose:	The ISDN user B is in network N2 and is provided with CFB-UDUB. Ensure that when user A calls user B, the call is forwarded to user C. Ensure that the Diverted-to user information parameters and Calling user information parameters are correctly mapped according to the table 25.	
Parameter values:	CFB-UDUB active	
Comments:		

710402	ISDN reference to: ETSI EN 300 207-1 [12]	Other relevant references:
TSS reference:	PSTN-ISDN-ISDN/Supplementary_services/CFB/710402	
Selection criteria:	The user A and the user C are in PSTN. The user B is in the ISDN and is provided with CFB-NDUB.	
Test purpose:	The ISDN user B is in network N2 and is provided with CFB-NDUB. Ensure that when user A calls user B, the call is forwarded to user C. Ensure that the Diverted-to user information parameters and Calling user information parameters are correctly mapped according to the table 25.	
Parameter values:	CFB-NDUB active	
Comments:		

710403	ISDN reference to: ETSI EN 300 207-1 [12]	Other relevant references:
TSS reference:	PSTN-ISDN-ISDN/Supplementary_services/CFB/710403	
Selection criteria:	The user A and the user C are in PSTN. The user B is in the ISDN and is provided with CFB-UDUB.	
Test purpose:	To verify that a call is released correctly if the diverted-to user is busy.	
Parameter values:	CFB-NDUB active	
Comments:		

6.2.7.4.2 Signalling procedures between PSTN-ISDN-PSTN

710404	ISDN reference to: ETSI EN 300 207-1 [12]	Other relevant references:
TSS reference:	PSTN-ISDN-PSTN/Supplementary_services/CFB/710404	
Selection criteria:	The user A and the user C are in PSTN. The user B is in the ISDN and is provided with CFB-UDUB.	
Test purpose:	The ISDN user B is in network N2 and is provided with CFB-UDUB. Ensure that when user A calls user B, the call is forwarded to user C. Ensure that the Diverted-to user information parameters and Calling user information parameters are correctly mapped according to the table 26.	
Parameter values:	CFB-UDUB active	
Comments:		

710405	ISDN reference to: ETSI EN 300 207-1 [12]	Other relevant references:
TSS reference:	PSTN-ISDN-PSTN/Supplementary_services/CFB/710405	
Selection criteria:	The user A and the user C are in PSTN. The user B is in the ISDN and is provided with CFB-NDUB.	
Test purpose:	The ISDN user B is in network N2 and is provided with CFB-NDUB. Ensure that when user A calls user B, the call is forwarded to user C. Ensure that the Diverted-to user information parameters and Calling user information parameters are correctly mapped according to the table 26.	
Parameter values:	CFB-NDUB active	
Comments:		

710406	ISDN reference to: ETSI EN 300 207-1 [12]	Other relevant references:
TSS reference:	PSTN-ISDN-PSTN/Supplementary_services/CFB/710406	
Selection criteria:	The user A and the user C are in PSTN. The user B is in the ISDN and is provided with CFB-UDUB.	
Test purpose:	To verify that a call is released correctly if the diverted-to user is busy.	
Parameter values:	CFB-NDUB active	
Comments:		

6.2.7.5 CFNR

6.2.7.5.1 Signalling procedures between PSTN-ISDN-ISDN

710501	ISDN ref. to: ETSI EN 300 207-1 [12], clauses 6.1, 9.2.2 and 9.2.5	Other relevant references: ETSI TS 183 036 [42], clause 5.2.5 Recommendation ITU-T Q.1912.5 [35], annex B.6 ETSI TS 129 163 [40], clause 7.4.6
TSS reference:	PSTN-ISDN-ISDN/Supplementary_services/CFNR/710501	
Selection criteria:	The user A and the user C are in network N1. The user B is in network N2 and is provided with CFNR (option A, late release).	
Test purpose:	Ensure that when user A calls user B, the call is forwarded to user C. Ensure that the Diverted-to user information parameters and Calling user information parameters are correctly mapped according to the table 25.	
Parameter values:	BC = PIXIT, CF active	
Comments:		

710502	ISDN ref. to: ETSI EN 300 207-1 [12], clauses 6.1, 9.2.2 and 9.2.5	Other relevant references: ETSI TS 183 036 [42], clause 5.2.5 Recommendation ITU-T Q.1912.5 [35], annex B.6 ETSI TS 129 163 [40], clause 7.4.6
TSS reference:	PSTN-ISDN-ISDN/Supplementary_services/CFNR/710502	
Selection criteria:	The user A and the user C are in network N1. The user B is in network N2 and is provided with CFNR (option B, immediate release).	
Test purpose:	Ensure that when user A calls user B, the call is forwarded to user C. Ensure that the Diverted-to user information parameters and Calling user information parameters are correctly mapped according to the table 25.	
Parameter values:	BC = PIXIT, CF active	
Comments:		

710503	ISDN ref. to: ETSI EN 300 207-1 [12], clauses 9.2.2 and 9.2.5	Other relevant references: ETSI TS 183 036 [42], clause 5.2.5 Recommendation ITU-T Q.1912.5 [35], annex B.6 ETSI TS 129 163 [40], clause 7.4.6
TSS reference:	PSTN-ISDN-ISDN/Supplementary_services/CFNR/710503	
ISDN selection criteria:		
Test purpose:	To verify that a call is released correctly if CFNR was not successful if the diverted-to user is busy.	
ISDN parameter values:	CFNR active	
Comments:		

6.2.7.5.2 Signalling procedures between PSTN-ISDN-PSTN

710504	ISDN ref. to: ETSI EN 300 207-1 [12], clauses 6.1, 9.2.2 and 9.2.5	Other relevant references: ETSI TS 183 036 [42], clause 5.2.5 Recommendation ITU-T Q.1912.5 [35], annex B.6 ETSI TS 129 163 [40], clause 7.4.6
TSS reference:	PSTN-ISDN-PSTN/Supplementary_services/CFNR/710504	
Selection criteria:	The user A and the user C are in network N1. The user B is in network N2 and is provided with CFNR (option A, late release).	
Test purpose:	Ensure that when user A calls user B, the call is forwarded to user C. Ensure that the Diverted-to user information parameters and Calling user information parameters are correctly mapped according to the table 26.	
Parameter values:	BC = PIXIT, CF active	
Comments:		

710505	ISDN ref. to: ETSI EN 300 207-1 [12], clauses 6.1, 9.2.2 and 9.2.5	Other relevant references: ETSI TS 183 036 [42], clause 5.2.5 Recommendation ITU-T Q.1912.5 [35], annex B.6 ETSI TS 129 163 [40], clause 7.4.6
TSS reference:	PSTN-ISDN-PSTN/Supplementary_services/CFNR/710505	
Selection criteria:	The user A and the user C are in network N1. The user B is in network N2 and is provided with CFNR (option B, immediate release).	
Test purpose:	Ensure that when user A calls user B, the call is forwarded to user C. Ensure that the Diverted-to user information parameters and Calling user information parameters are correctly mapped according to the table 26.	
Parameter values:	BC = PIXIT, CF active	
Comments:		

710506	ISDN ref. to: ETSI EN 300 207-1 [12], clauses 9.2.2 and 9.2.5	Other relevant references: ETSI TS 183 036 [42], clause 5.2.5 Recommendation ITU-T Q.1912.5 [35], annex B.6 ETSI TS 129 163 [40], clause 7.4.6
TSS reference:	PSTN-ISDN-PSTN/Supplementary_services/CFNR/710506	
ISDN selection criteria:		
Test purpose:	To verify that a call is released correctly if CFNR was not successful if the diverted-to user is busy.	
ISDN parameter values:	CFNR active	
Comments:		

6.2.7.6 MCID

710601	ISDN reference to: ETSI EN 300 130-1 [14]	Other relevant references:
TSS reference:	PSTN-ISDN/Supplementary_services/MCID/710601	
Selection criteria:	Called user is provided with MCID.	
Test purpose:	Ensure that the call to an ISDN user is registered when the MCID service is requested by the called user in the Active call state.	
Parameter values:		
Comments:		

6.2.7.7 CUG

710701	ISDN reference to: ETSI EN 300 138-1 [7], clause 9.2.3	Other relevant references:
TSS reference:	PSTN-ISDN/Supplementary_services/CUG/710701	
Selection criteria:	Called user belongs to a CUG with incoming access not allowed and calling user is not member of the CUG.	
Test purpose:	Ensure that when the called ISDN user belongs to a CUG with incoming access "not allowed" and calling user is not member of the CUG, the call is not established.	
Parameter values:		
Comments:		

6.2.7.8 CCBS

710801	ISDN reference to: ETSI EN 300 138-1 [7]	Other relevant references: ETSI EN 300 356-1 [18]
TSS reference:	PSTN-ISDN/Supplementary_services/CCBS/710801	
Selection criteria:	<ul style="list-style-type: none"> - OLE and DLE are supporting the CCBS supplementary service and this supplementary service is available to user A. - Signalling procedures at the coincident S and T reference point at user B. 	
Test purpose:	Ensure that user A after the successful CCBS Activation can establish a successful CCBS call to user B.	
Parameter values:		
Comments:		

710802	ISDN reference to: ETSI EN 300 138-1 [7]	Other relevant references: ETSI EN 300 356-1 [18]
TSS reference:	PSTN-ISDN/Supplementary_services/CCBS/710802	
Selection criteria:	<ul style="list-style-type: none"> - OLE and DLE are supporting the CCBS supplementary service and this supplementary service is available to user A. - Signalling procedures at the T reference point at user B. 	
Test purpose:	Ensure that user A after the successful CCBS Activation can establish a successful CCBS call to user B.	
Parameter values:		
Comments:		

710803	ISDN reference to: ETSI EN 300 138-1 [7], clause 9.2.1	Other relevant references: ETSI EN 300 356-1 [18]
TSS reference:	PSTN-ISDN/Supplementary_services/CCBS/710803	
Selection criteria:	<ul style="list-style-type: none"> - OLE and DLE are supporting the CCBS supplementary service and this supplementary service is available to user A. - Signalling procedures at the coincident S and T reference point. 	
Test purpose:	Ensure that user A after the after the successful CCBS Activation procedure can initiate the deactivation procedure.	
Parameter values:		
Comments:		

710804	ISDN reference to: ETSI EN 300 138-1 [7], clause 9.2.1	Other relevant references: ETSI EN 300 356-1 [18]
TSS reference:	PSTN-ISDN/Supplementary_services/CCBS/710804	
Selection criteria:	<ul style="list-style-type: none"> - OLE and DLE are supporting the CCBS supplementary service and this supplementary service is available to user A. - Signalling procedures at the coincident S and T reference point at user B. 	
Test purpose:	Ensure that user A after the successful CCBS Activation procedure can initiate the deactivation procedure.	
Parameter values:		
Comments:		

710805	ISDN reference to: ETSI EN 300 138-1 [7], clause 9.2.1	Other relevant references: ETSI EN 300 356-1 [18]
TSS reference:	PSTN-ISDN/Supplementary_services/CCBS/710805	
Selection criteria:	<ul style="list-style-type: none"> - OLE and DLE are supporting the CCBS supplementary service and this supplementary service is available to user A. - Signalling procedures at the T reference point at user B. 	
Test purpose:	Ensure that user A after the successful CCBS Activation procedure can initiate the deactivation procedure.	
Parameter values:		
Comments:		

710806	ISDN reference to: ETSI EN 300 138-1 [7]	Other relevant references: ETSI EN 300 356-1 [18]
TSS reference:	PSTN-ISDN/Supplementary_services/CCBS/710806	
Selection criteria:	<ul style="list-style-type: none"> - OLE and DLE are supporting the CCBS supplementary service and this supplementary service is available to user A. - Signalling procedures at the coincident S and T reference point. 	
Test purpose:	Ensure that network A cannot accept the CCBS request because the CCBS supplementary service is not available to the destination	
Parameter values:		
Comments:		

6.2.7.9 CCNR

710901	ISDN reference to: ETSI EN 301 065-1 [29]	Other relevant references:
TSS reference:	PSTN-ISDN/Supplementary_services/CCNR/710901	
Selection criteria:	<ul style="list-style-type: none"> - OLE and DLE are supporting the CCNR supplementary service and this supplementary service is available to user A. - Signalling procedures at the coincident S and T reference point at user B. 	
Test purpose:	Ensure that user A after the successful CCNR Activation can establish a successful CCNR call to user B.	
Parameter values:		
Comments:		

710902	ISDN reference to: ETSI EN 301 065-1 [29]	Other relevant references:
TSS reference:	PSTN-ISDN/Supplementary_services/CCNR/710902	
Selection criteria:	<ul style="list-style-type: none"> - OLE and DLE are supporting the CCNR supplementary service and this supplementary service is available to user A. - Signalling procedures at the T reference point at user B. 	
Test purpose:	Ensure that user A after the successful CCNR Activation can establish a successful CCNR call to user B.	
Parameter values:		
Comments:		

710903	ISDN reference to: ETSI EN 301 065-1 [29]	Other relevant references:
TSS reference:	PSTN-ISDN/Supplementary_services/CCNR/710903	
Selection criteria:	<ul style="list-style-type: none"> - OLE and DLE are supporting the CCNR supplementary service and this supplementary service is available to user A. - Signalling procedures at the coincident S and T reference point. 	
Test purpose:	Ensure that user A after the after the successful CCNR Activation procedure can initiate the deactivation procedure.	
Parameter values:		
Comments:		

710904	ISDN reference to: ETSI EN 301 065-1 [29]	Other relevant references:
TSS reference:	PSTN-ISDN/Supplementary_services/CCNR/710904	
Selection criteria:	<ul style="list-style-type: none"> - OLE and DLE are supporting the CCNR supplementary service and this supplementary service is available to user A. - Signalling procedures at the coincident S and T reference point at user B. 	
Test purpose:	Ensure that user A after the successful CCNR Activation procedure can initiate the deactivation procedure.	
Parameter values:		
Comments:		

710905	ISDN reference to: ETSI EN 301 065-1 [29]	Other relevant references:
TSS reference:	PSTN-ISDN/Supplementary_services/CCNR/710905	
Selection criteria:	<ul style="list-style-type: none"> - OLE and DLE are supporting the CCNR supplementary service and this supplementary service is available to user A. - Signalling procedures at the T reference point at user B. 	
Test purpose:	Ensure that user A after the successful CCNR Activation procedure can initiate the deactivation procedure.	
Parameter values:		
Comments:		

710906	ISDN reference to: ETSI EN 301 065-1 [29]	Other relevant references:
TSS reference:	PSTN-ISDN/Supplementary_services/CCNR/710906	
Selection criteria:	<ul style="list-style-type: none"> - OLE and DLE are supporting the CCNR supplementary service and this supplementary service is available to user A. - Signalling procedures at the coincident S and T reference point. 	
Test purpose:	Ensure that network A cannot accept the CCNR request because the CCNR supplementary service is not available to the destination.	
Parameter values:		
Comments:		

6.2.7.10 DDI

711001	ISDN reference to: ETSI EN 300 403-1 [1], clause 5.1.5.2	Other relevant references:
TSS reference:	PSTN-ISDN/Supplementary_services/DDI/711001	
Selection criteria:	<ul style="list-style-type: none"> - Overlap sending at user A. - DDI at user B. 	
Test purpose:	Ensure that call establishment using overlap sending is performed correctly when user B supports DDI.	
Parameter values:		
Comments:	The network in the call state N25 to indicate that an INFORMATION message received from the originating network contained a Called party number information element with the full ISDN number including DDI digits and a Sending complete information element is to be sent to the called user, transmits to user B an INFORMATION message with a valid Called party number information element with the numbering plan identification field set to "ISDN/telephony numbering plan" and type of number field set to "national number", "international number" or "subscriber number" with the full ISDN number including DDI digits contained in the number digits field.	

6.2.7.11 ECT

711101	ISDN reference to: ETSI EN 300 369-1 [19], clause 9	Other relevant references:
TSS reference:	PSTN-ISDN/Supplementary_services/ECT/711101	
Selection criteria:		
Test purpose:	The ISDN User B is in network N2 and is provided with ECT using implicit linkage. The PLMN user A and the PLMN user C are in network N1. Ensure that when user B invokes ECT in which the call A-B is in the Active call state - Call Held auxiliary state and the call B-C is in the Active call state a connection between user A and user C is established and the calls A-B and B-C are released. The call clearing procedure of the B-C connection is performed from user B.	
Parameter values:		
Comments:		

711102	ISDN reference to: ETSI EN 300 369-1 [19], clause 9	Other relevant references:
TSS reference:	PSTN-ISDN/Supplementary_services/ECT/711102	
Selection criteria:		
Test purpose:	The ISDN user B is in network N2 and is provided with ECT using implicit linkage. The PLMN user A and PLMN user C are in network N1. Ensure that when user B invokes ECT in which the call A-B is in the Active call state and the call B-C is in the Active call state - Call Held auxiliary state , a connection between user A and user C is established and the calls A-B and B-C are released. The call clearing procedure of the B-C connection is performed from user C.	
Parameter values:		
Comments:		

711103	ISDN reference to: ETSI EN 300 369-1 [19], clause 9	Other relevant references:
TSS reference:	PSTN-ISDN/Supplementary_services/ECT/711103	
Selection criteria:		
Test purpose:	The ISDN user B is in network N2 and is provided with ECT using implicit linkage. Ensure that when user B invokes ECT in which the call A-B is in the Active call state - Call Held auxiliary state and the call B-C is in the Call Delivered State a connection between user A and user C is established and the calls A-B and B-C are released. When network C receives a CONNECT message from user C, network C shall proceed with the basic call procedure for the user C. The call clearing procedure of the B-C connection is performed from user B.	
Parameter values:		
Comments:		

711104	ISDN reference to: ETSI EN 300 369-1 [19], clause 9	Other relevant references:
TSS reference:	PSTN-ISDN/Supplementary_services/ECT/711104	
Selection criteria:		
Test purpose:	The ISDN user B is in network N2 and is provided with ECT using implicit linkage. Ensure that when user B invokes ECT in which the call A-B is in the Active call state and the call B-C is in the Call Delivered State - Call Held auxiliary state , a connection between user A and user C is established and the calls A-B and B-C are released. When network C receives a CONNECT message from user C, network C shall proceed with the basic call procedure for the user C. The call clearing procedure of the B-C connection is performed from user C.	
Parameter values:		
Comments:		

6.2.7.12 HOLD

711201	ISDN reference to: ETSI EN 300 141-1 [16], clause 7	Other relevant references: ETSI EN 300 196-1 [26], clause 7.1 ETSI TS 183 036 [42], clause 5.2.1 Recommendation ITU-T Q.1912.5 [35], annex B.10 ETSI TS 129 163 [40], clause 7.4.10
TSS reference:	PSTN -ISDN/Supplementary_services/HOLD/711201	
Selection criteria:	The calling user is provided with HOLD.	
Test purpose:	Ensure that the calling user can initiate Call Hold, the called remote user is notified of call hold and that the call can be released from the calling user during the held state.	
Parameter values:	BC = PIXIT	
Comments:		

711202	ISDN reference to: ETSI EN 300 141-1 [16], clause 7	Other relevant references: ETSI EN 300 196-1 [26], clause 7.1 ETSI TS 183 036 [42], clause 5.2.1 Recommendation ITU-T Q.1912.5 [35], annex B.10 ETSI TS 129 163 [40], clause 7.4.10
TSS reference:	PSTN-ISDN/Supplementary_services/HOLD/711202	
Selection criteria:	The calling user is provided with HOLD.	
Test purpose:	Ensure that the calling user can initiate Call Hold the called remote user is notified of call hold, and that the call can be released from the called user in the held state.	
Parameter values:	BC = PIXIT	
Comments:		

711203	ISDN reference to: ETSI EN 300 141-1 [16], clause 7	Other relevant references: ETSI EN 300 196-1 [26], clause 7.1 ETSI TS 183 036 [42], clause 5.2.1 Recommendation ITU-T Q.1912.5 [35], annex B.10 ETSI TS 129 163 [40], clause 7.4.10
TSS reference:	PSTN-ISDN/Supplementary_services/HOLD/711203	
Selection criteria:	The calling user is provided with HOLD.	
Test purpose:	Ensure that the called user can initiate Call Hold, the call can be released from the called user in the held state.	
Parameter values:	BC = PIXIT	
Comments:		

711204	ISDN reference to: ETSI EN 300 141-1 [16], clause 7	Other relevant references: ETSI EN 300 196-1 [26], clause 7.1 ETSI TS 183 036 [42], clause 5.2.1 Recommendation ITU-T Q.1912.5 [35], annex B.10 ETSI TS 129 163 [40], clause 7.4.10
TSS reference:	PSTN-ISDN/Supplementary_services/HOLD/711204	
Selection criteria:	The calling user is provided with HOLD.	
Test purpose:	Ensure that the called user can initiate Call Hold, the call can be released from the calling user in the held state.	
Parameter values:	BC = PIXIT	
Comments:		

6.2.8 Test purposes for PES - ISDN, Basic call

6.2.8.1 Successful - PES

810101	ISDN reference to: ETSI EN 300 403-1 [1], clauses 5.2.6 and B.4	Other relevant references: ETSI TS 183 043 [41], clauses 5.2.7 and 5.3.5.5 ETSI TS 183 036 [42], clause 5.1.2 ETSI EN 300 899-1 [37], clause 2.2 Recommendation ITU-T Q.699 [24], clause 2.2
TSS reference:	PES-ISDN/Basic_call/Successful/810101	
Selection criteria:		
Test purpose:	Ensure that call is delivered to the called ISDN user with the Bearer capability information element indicating "3,1 kHz audio". During call establishment a Progress indicator information element shall be included in the SETUP message sent to the called user with progress description value #1 "call is not end-to-end ISDN".	
Parameter values:	SETUP: BC = 3,1 kHz audio; PI#1 "call is not end-to-end ISDN"	
Comments:		

810101A	ISDN reference to: ETSI EN 300 403-1 [1], clauses 5.2.6 and B.4	Other relevant references: ETSI TS 183 043 [41], clauses 5.2.7 and 5.3.5.5 ETSI TS 183 036 [42], clause 5.1.2 ETSI EN 300 899-1 [37], clause 2.2 Recommendation ITU-T Q.699 [24], clause 2.2
TSS reference:	PES-ISDN/Basic_call/Successful/810101A	
Selection criteria:	PSTN XML is not supported from the called AGW/VGW	
Test purpose:	Ensure that call is delivered to the called ISDN user with the Bearer capability information element indicating "3,1 kHz audio". During call establishment a Progress indicator information element shall be included in the SETUP message sent to the called user with progress description value #1 "call is not end-to-end ISDN".	
Parameter values:	SETUP: BC = 3,1 kHz audio; PI#1 "call is not end-to-end ISDN"	
Comments:		

810102	ISDN reference to: ETSI EN 300 403-1 [1]	Other relevant references: ETSI TS 183 043 [41], clauses 5.2.7 and 5.3.5.5 ETSI TS 183 036 [42], clause 5.1.2 ETSI EN 300 899-1 [37], clause 2.2 Recommendation ITU-T Q.699 [24], clause 2.2
TSS reference:	PES-ISDN/Basic_call/Successful/810102	
Selection criteria:		
Test purpose:	Ensure that the clearing procedure is performed correctly when the calling user clears the call after answering.	
Parameter values:	SETUP: BC = 3,1 kHz audio; PI#1 "call is not end-to-end ISDN"	
Comments:		

810103	ISDN reference to: ETSI EN 300 403-1 [1]	Other relevant references: ETSI TS 183 043 [41], clauses 5.2.7 and 5.3.5.5 ETSI TS 183 036 [42], clause 5.1.2 ETSI EN 300 899-1 [37], clause 2.2 Recommendation ITU-T Q.699 [24], clause 2.2
TSS reference:	PES-ISDN/Basic_call/Successful/810103	
Selection criteria:		
Test purpose:	Ensure that the clearing procedure is performed correctly when the called ISDN user clears the call after answering.	
Parameter values:	SETUP: BC = 3,1 kHz audio; PI#1 "call is not end-to-end ISDN"	
Comments:		

810104	ISDN reference to: ETSI EN 300 403-1 [1]	Other relevant references: ETSI TS 183 043 [41], clauses 5.2.7 and 5.3.5.5 ETSI TS 183 036 [42], clause 5.1.2 ETSI EN 300 899-1 [37], clause 2.2 Recommendation ITU-T Q.699 [24], clause 2.2
TSS reference:	PES-ISDN/Basic_call/Successful/810104	
Selection criteria:	ISDN = point-to-point Configuration: with DDI; P-Early-Media header supported in early dialogue	
Test purpose:	Ensure that the ISDN user receives a Call Proceeding message when the ISDN User in call state U03 is sending a Call Proceeding message. Ensure that in the active call state (N10) the voice transfer on the media and B-channels is performed correctly (e.g. testing QoS parameters). Ensure that an early dialogue is established by sending a 183 Session Progress Ensure that in the Call Delivered call state U4 the transfer of tone or announcement on the media channel is performed correctly.	
ISDN Parameter values called user:	SETUP: BC = 3,1 kHz audio; PI#1 "call is not end-to-end ISDN"	

6.2.8.2 Unsuccessful - PES

820101	ISDN reference to: ETSI EN 300 403-1 [1]	Other relevant references: ETSI TS 183 043 [41], clauses 5.2.7 and 5.3.5.5 ETSI TS 183 036 [42], clause 5.1.2 ETSI EN 300 899-1 [37], clause 2.2 Recommendation ITU-T Q.699 [24], clause 2.2
TSS reference:	PES-ISDN/Basic_call/Unsuccessful/820101	
Selection criteria:		
Test purpose:	Ensure that when the called ISDN user is busy, the calling user receives in-band information that the called user is busy.	
Parameter values:		
Comments:		

820102	ISDN reference to: ETSI EN 300 403-1 [1]	Other relevant references: ETSI TS 183 043 [41], clauses 5.2.7 and 5.3.5.5 ETSI TS 183 036 [42], clause 5.1.2 ETSI EN 300 899-1 [37], clause 2.2 Recommendation ITU-T Q.699 [24], clause 2.2
TSS reference:	PES-ISDN/Basic_call/Unsuccessful/820102	
Selection criteria:		
Test purpose:	Ensure that when the called ISDN user terminal is not connected, the calling user receives in-band announcement that the destination is out of order.	
Parameter values:		
Comments:		

820103	ISDN reference to: ETSI EN 300 403-1 [1]	Other relevant references: ETSI TS 183 043 [41], clauses 5.2.7 and 5.3.5.5 ETSI TS 183 036 [42], clause 5.1.2 ETSI EN 300 899-1 [37], clause 2.2 Recommendation ITU-T Q.699 [24], clause 2.2
TSS reference:	PES-ISDN/Basic_call/Unsuccessful/820103	
Selection criteria:		
Test purpose:	Ensure that when calling to unallocated ISDN number, the calling user receives in-band information that the called number is unallocated.	
Parameter values:		
Comments:		

820104	ISDN reference to: ETSI EN 300 403-1 [1]	Other relevant references: ETSI TS 183 043 [41], clauses 5.2.7 and 5.3.5.5 ETSI TS 183 036 [42], clause 5.1.2 ETSI EN 300 899-1 [37], clause 2.2 Recommendation ITU-T Q.699 [24], clause 2.2
TSS reference:	PES-ISDN/Basic_call/Unsuccessful/820104	
Selection criteria:	Multipoint configuration for the called side.	
Test purpose:	Ensure that when the calling user clears before answer from the called ISDN user in a point-to-multipoint access configuration, the call is cleared.	
Parameter values:		
Comments:		

820105	ISDN reference to: ETSI EN 300 403-1 [1]	Other relevant references: ETSI TS 183 043 [41], clauses 5.2.7 and 5.3.5.5 ETSI TS 183 036 [42], clause 5.1.2 ETSI EN 300 899-1 [37], clause 2.2 Recommendation ITU-T Q.699 [24], clause 2.2
TSS reference:	PES-ISDN/Basic_call/Unsuccessful/820105	
Selection criteria:	Point-to-point configuration for the called side.	
Test purpose:	Ensure that when the calling user clears before answer from the called ISDN user in a point-to-point access configuration, the call is cleared.	
Parameter values:		
Comments:		

820106	ISDN reference to: ETSI EN 300 403-1 [1]	Other relevant references: ETSI TS 183 043 [41], clauses 5.2.7 and 5.3.5.5 ETSI TS 183 036 [42], clause 5.1.2 ETSI EN 300 899-1 [37], clause 2.2 Recommendation ITU-T Q.699 [24], clause 2.2
TSS reference:	PES-ISDN/Basic_call/Unsuccessful/820106	
Selection criteria:		
Test purpose:	Ensure that when the called ISDN user is alerted by not answering before timer Q118 expires, the network initiate call clearing.	
Parameter values:		
Comments:		

6.2.9 Test purposes for PES-ISDN, Supplementary services

6.2.9.1 CLIP

910101	ISDN reference to: ETSI EN 300 092-1 [3], clauses 9.5.1 and 11	Other relevant references: ETSI TS 183 036 [42], clause 5.2.3
TSS reference:	PES-ISDN/Supplementary_services/CLIP/910101	
Selection criteria:	The called (served) user is provided with CLIP.	
Test purpose:	Ensure that the Calling party number information element is network provided and correctly delivered to the called ISDN user or, if the PSTN does not support this service, the presentation indicator indicates "number not available due to interworking".	
Parameter values:	SI = NP, N = international (or N = unknown)	
Comments:		

6.2.9.2 CLIR

910201	ISDN reference to: ETSI EN 300 093-1 [4], clause 9.4.1	Other relevant references: ETSI EN 300 092-1 [3], clause 9.5.1 ETSI TS 183 036 [42], clause 5.2.3
TSS reference:	PES-ISDN/Supplementary_services/CLIR/910201	
Selection criteria:	The calling (served) user is provided with CLIR, the called user with CLIP.	
Test purpose:	Ensure that the Calling party number information element is network provided and correctly delivered to the called user without any digit information or, if the PSTN does not support this service, the presentation indicator indicates "number not available due to interworking".	
Parameter values:	SI = NP, (PI = PR), N = unknown, NPI = unknown	
Comments:		

6.2.9.3 CFU

6.2.9.3.1 Signalling procedures between PES-ISDN-ISDN

910301	ISDN reference to: ETSI EN 300 207-1 [12]	Other relevant references:
TSS reference:	PES-ISDN/Supplementary_services/CFU/910301	
Selection criteria:	The user A and the user C are in PSTN. The user B is in the ISDN and is provided with CFU.	
Test purpose:	Ensure that when user A calls user B, the call is forwarded to user C. Ensure that the Diverted-to user information parameters and Calling user information parameters are correctly mapped according to the table 25.	
Parameter values:	CFU active	
Comments:		

910302	ISDN ref. to: ETSI EN 300 207-1 [12], clauses 9.2.2 and 9.2.5	Other relevant references: ETSI TS 183 036 [42], clause 5.2.5 Recommendation ITU-T Q.1912.5 [35], annex B.6 ETSI TS 129 163 [40], clause 7.4.6
TSS reference:	PSTN-ISDN-ISDN/Supplementary_services/CFU/910302	
ISDN selection criteria:		
Test purpose:	To verify that a call is released correctly if CFU was not successful if the diverted-to user is busy.	
ISDN parameter values:	CFU active	
Comments:		

6.2.9.3.2 Signalling procedures between PES-ISDN-PES

710303	ISDN reference to: ETSI EN 300 207-1 [12]	Other relevant references:
TSS reference:	PES-ISDN-PES/Supplementary_services/CFU/710303	
Selection criteria:		
Test purpose:	Ensure that when user A calls user B, the call is forwarded to user C. Ensure that when user A calls user B, the call is forwarded to user C. Ensure that the Calling user information parameters are correctly mapped according to the table 26.	
Parameter values:	CFU active	
Comments:		

710304	ISDN ref. to: ETSI EN 300 207-1 [12], clauses 9.2.2 and 9.2.5	Other relevant references: ETSI TS 183 036 [42], clause 5.2.5 Recommendation ITU-T Q.1912.5 [35], annex B.6 ETSI TS 129 163 [40], clause 7.4.6
TSS reference:	PES-ISDN-PSTN/Supplementary_services/CFU/710304	
ISDN selection criteria:		
Test purpose:	To verify that a call is released correctly if CFU was not successful if the diverted-to user is busy.	
ISDN parameter values:	CFU active	
Comments:		

6.2.9.4 CFB

6.2.9.4.1 Signalling procedures between PES-ISDN-ISDN

910401	ISDN reference to: ETSI EN 300 207-1 [12]	Other relevant references:
TSS reference:	PES-ISDN-ISDN/Supplementary_services/CFB/910401	
Selection criteria:	The user A and the user C are in PSTN. The user B is in the ISDN and is provided with CFB-UDUB.	
Test purpose:	The ISDN user B is in network N2 and is provided with CFB-UDUB. Ensure that when user A calls user B, the call is forwarded to user C. Ensure that the Diverted-to user information parameters and Calling user information parameters are correctly mapped according to the table 25.	
Parameter values:	CFB-UDUB active	
Comments:		

910402	ISDN reference to: ETSI EN 300 207-1 [12]	Other relevant references:
TSS reference:	PES-ISDN-ISDN/Supplementary_services/CFB/910402	
Selection criteria:	The user A and the user C are in PSTN. The user B is in the ISDN and is provided with CFB-NDUB.	
Test purpose:	The ISDN user B is in network N2 and is provided with CFB-NDUB. Ensure that when user A calls user B, the call is forwarded to user C. Ensure that the Diverted-to user information parameters and Calling user information parameters are correctly mapped according to the table 25.	
Parameter values:	CFB-NDUB active	
Comments:		

910403	ISDN reference to: ETSI EN 300 207-1 [12]	Other relevant references:
TSS reference:	PSTN-ISDN-ISDN/Supplementary_services/CFB/910403	
Selection criteria:	The user A and the user C are in PSTN. The user B is in the ISDN and is provided with CFB-UDUB.	
Test purpose:	To verify that a call is released correctly if the diverted-to user is busy.	
Parameter values:	CFB-NDUB active	
Comments:		

6.2.9.4.2 Signalling procedures between PES-ISDN-PES

910404	ISDN reference to: ETSI EN 300 207-1 [12]	Other relevant references:
TSS reference:	PES-ISDN-PES/Supplementary_services/CFB/910404	
Selection criteria:	The user A and the user C are in PSTN. The user B is in the ISDN and is provided with CFB-UDUB.	
Test purpose:	The ISDN user B is in network N2 and is provided with CFB-UDUB. Ensure that when user A calls user B, the call is forwarded to user C. Ensure that the Diverted-to user information parameters and Calling user information parameters are correctly mapped according to the table 26.	
Parameter values:	CFB-UDUB active	
Comments:		

910405	ISDN reference to: ETSI EN 300 207-1 [12]	Other relevant references:
TSS reference:	PES-ISDN-PES/Supplementary_services/CFB/910405	
Selection criteria:	The user A and the user C are in PSTN. The user B is in the ISDN and is provided with CFB-NDUB.	
Test purpose:	The ISDN user B is in network N2 and is provided with CFB-NDUB. Ensure that when user A calls user B, the call is forwarded to user C. Ensure that the Diverted-to user information parameters and Calling user information parameters are correctly mapped according to the table 26.	
Parameter values:	CFB-NDUB active	
Comments:		

910406	ISDN reference to: ETSI EN 300 207-1 [12]	Other relevant references:
TSS reference:	PES-ISDN-PES/Supplementary_services/CFB/910406	
Selection criteria:	The user A and the user C are in PSTN. The user B is in the ISDN and is provided with CFB-UDUB.	
Test purpose:	To verify that a call is released correctly if the diverted-to user is busy.	
Parameter values:	CFB-NDUB active	
Comments:		

6.2.9.5 CFNR

6.2.9.5.1 Signalling procedures between PES-ISDN-ISDN

910501	ISDN ref. to: ETSI EN 300 207-1 [12], clauses 6.1, 9.2.2 and 9.2.5	Other relevant references: ETSI TS 183 036 [42], clause 5.2.5 Recommendation ITU-T Q.1912.5 [35], annex B.6 ETSI TS 129 163 [40], clause 7.4.6
TSS reference:	PES-ISDN-ISDN/Supplementary_services/CFNR/910501	
Selection criteria:	The user A and the user C are in network N1. The user B is in network N2 and is provided with CFNR (option A, late release).	
Test purpose:	Ensure that when user A calls user B, the call is forwarded to user C. Ensure that the Diverted-to user information parameters and Calling user information parameters are correctly mapped according to the table 25.	
Parameter values:	BC = PIXIT, CF active	
Comments:		

910502	ISDN ref. to: ETSI EN 300 207-1 [12], clauses 6.1, 9.2.2 and 9.2.5	Other relevant references: ETSI TS 183 036 [42], clause 5.2.5 Recommendation ITU-T Q.1912.5 [35], annex B.6 ETSI TS 129 163 [40], clause 7.4.6
TSS reference:	PES-ISDN-ISDN/Supplementary_services/CFNR/910502	
Selection criteria:	The user A and the user C are in network N1. The user B is in network N2 and is provided with CFNR (option B, immediate release).	
Test purpose:	Ensure that when user A calls user B, the call is forwarded to user C. Ensure that the Diverted-to user information parameters and Calling user information parameters are correctly mapped according to the table 25.	
Parameter values:	BC = PIXIT, CF active	
Comments:		

910503	ISDN ref. to: ETSI EN 300 207-1 [12], clauses 9.2.2 and 9.2.5	Other relevant references: ETSI TS 183 036 [42], clause 5.2.5 Recommendation ITU-T Q.1912.5 [35], annex B.6 ETSI TS 129 163 [40], clause 7.4.6
TSS reference:	PES-ISDN-ISDN/Supplementary_services/CFNR/910503	
ISDN selection criteria:		
Test purpose:	To verify that a call is released correctly if CFNR was not successful if the diverted-to user is busy.	
ISDN parameter values:	CFNR active	
Comments:		

6.2.9.5.2 Signalling procedures between PES-ISDN-PES

910504	ISDN ref. to: ETSI EN 300 207-1 [12], clauses 6.1, 9.2.2 and 9.2.5	Other relevant references: ETSI TS 183 036 [42], clause 5.2.5 Recommendation ITU-T Q.1912.5 [35], annex B.6 ETSI TS 129 163 [40], clause 7.4.6
TSS reference:	PES-ISDN-PES/Supplementary_services/CFNR/910504	
Selection criteria:	The user A and the user C are in network N1. The user B is in network N2 and is provided with CFNR (option A, late release).	
Test purpose:	Ensure that when user A calls user B, the call is forwarded to user C. Ensure that the Diverted-to user information parameters and Calling user information parameters are correctly mapped according to the table 26.	
Parameter values:	BC = PIXIT, CF active	
Comments:		

910505	ISDN ref. to: ETSI EN 300 207-1 [12], clauses 6.1, 9.2.2 and 9.2.5	Other relevant references: ETSI TS 183 036 [42], clause 5.2.5 Recommendation ITU-T Q.1912.5 [35], annex B.6 ETSI TS 129 163 [40], clause 7.4.6
TSS reference:	PES-ISDN-PSTN/Supplementary_services/CFNR/910505	
Selection criteria:	The user A and the user C are in network N1. The user B is in network N2 and is provided with CFNR (option B, immediate release)	
Test purpose:	Ensure that when user A calls user B, the call is forwarded to user C. Ensure that the Diverted-to user information parameters and Calling user information parameters are correctly mapped according to the table 26.	
Parameter values:	BC = PIXIT, CF active	
Comments:		

910506	ISDN ref. to: ETSI EN 300 207-1 [12], clauses 9.2.2 and 9.2.5	Other relevant references: ETSI TS 183 036 [42], clause 5.2.5 Recommendation ITU-T Q.1912.5 [35], annex B.6 ETSI TS 129 163 [40], clause 7.4.6
TSS reference:	PES-ISDN-PES/Supplementary_services/CFNR/910506	
ISDN selection criteria:		
Test purpose:	To verify that a call is released correctly if CFNR was not successful if the diverted-to user is busy.	
ISDN parameter values:	CFNR active	
Comments:		

6.2.9.6 MCID

910601	ISDN reference to: ETSI EN 300 130-1 [14]	Other relevant references:
TSS reference:	PES-ISDN/Supplementary_services/MCID/910601	
Selection criteria:	Called user is provided with MCID.	
Test purpose:	Ensure that the call to an ISDN user is registered when the MCID service is requested by the called user in the Active call state.	
Parameter values:		
Comments:		

6.2.9.7 CUG

910701	ISDN reference to: ETSI EN 300 138-1 [7], clause 9.2.3	Other relevant references:
TSS reference:	PES-ISDN/Supplementary_services/CUG/910701	
Selection criteria:	Called user belongs to a CUG with incoming access not allowed and calling user is not member of the CUG.	
Test purpose:	Ensure that when the called ISDN user belongs to a CUG with incoming access "not allowed" and calling user is not member of the CUG, the call is not established.	
Parameter values:		
Comments:		

6.2.9.8 CCBS

910801	ISDN reference to: ETSI EN 300 138-1 [7]	Other relevant references: ETSI EN 300 356-1 [18]
TSS reference:	PES-ISDN/Supplementary_services/CCBS/910801	
Selection criteria:	<ul style="list-style-type: none"> - OLE and DLE are supporting the CCBS supplementary service and this supplementary service is available to user A. - Signalling procedures at the coincident S and T reference point at user B. 	
Test purpose:	Ensure that user A after the successful CCBS Activation can establish a successful CCBS call to user B.	
Parameter values:		
Comments:		

910802	ISDN reference to: ETSI EN 300 138-1 [7]	Other relevant references: ETSI EN 300 356-1 [18]
TSS reference:	PES-ISDN/Supplementary_services/CCBS/910802	
Selection criteria:	<ul style="list-style-type: none"> - OLE and DLE are supporting the CCBS supplementary service and this supplementary service is available to user A. - Signalling procedures at the T reference point at user B. 	
Test purpose:	Ensure that user A after the successful CCBS Activation can establish a successful CCBS call to user B.	
Parameter values:		
Comments:		

910803	ISDN reference to: ETSI EN 300 138-1 [7], clause 9.2.1	Other relevant references: ETSI EN 300 356-1 [18]
TSS reference:	PES-ISDN/Supplementary_services/CCBS/910803	
Selection criteria:	<ul style="list-style-type: none"> - OLE and DLE are supporting the CCBS supplementary service and this supplementary service is available to user A. - Signalling procedures at the coincident S and T reference point. 	
Test purpose:	Ensure that user A after the after the successful CCBS Activation procedure can initiate the deactivation procedure.	
Parameter values:		
Comments:		

910804	ISDN reference to: ETSI EN 300 138-1 [7], clause 9.2.1	Other relevant references: ETSI EN 300 356-1 [18]
TSS reference:	PES-ISDN/Supplementary_services/CCBS/910804	
Selection criteria:	<ul style="list-style-type: none"> - OLE and DLE are supporting the CCBS supplementary service and this supplementary service is available to user A. - Signalling procedures at the coincident S and T reference point at user B. 	
Test purpose:	Ensure that user A after the successful CCBS Activation procedure can initiate the deactivation procedure.	
Parameter values:		
Comments:		

910805	ISDN reference to: ETSI EN 300 138-1 [7], clause 9.2.1	Other relevant references: ETSI EN 300 356-1 [18]
TSS reference:	PSTN-ISDN/Supplementary_services/CCBS/910805	
Selection criteria:	<ul style="list-style-type: none"> - OLE and DLE are supporting the CCBS supplementary service and this supplementary service is available to user A. - Signalling procedures at the T reference point at user B. 	
Test purpose:	Ensure that user A after the successful CCBS Activation procedure can initiate the deactivation procedure.	
Parameter values:		
Comments:		

910806	ISDN reference to: ETSI EN 300 138-1 [7]	Other relevant references: ETSI EN 300 356-1 [18]
TSS reference:	PSTN-ISDN/Supplementary_services/CCBS/910806	
Selection criteria:	<ul style="list-style-type: none"> - OLE and DLE are supporting the CCBS supplementary service and this supplementary service is available to user A. - Signalling procedures at the coincident S and T reference point. 	
Test purpose:	Ensure that network A cannot accept the CCBS request because the CCBS supplementary service is not available to the destination.	
Parameter values:		
Comments:		

6.2.9.9 CCNR

910901	ISDN reference to: ETSI EN 301 065-1 [29]	Other relevant references:
TSS reference:	PSTN-ISDN/Supplementary_services/CCNR/910901	
Selection criteria:	<ul style="list-style-type: none"> - OLE and DLE are supporting the CCNR supplementary service and this supplementary service is available to user A. - Signalling procedures at the coincident S and T reference point at user B. 	
Test purpose:	Ensure that user A after the successful CCNR Activation can establish a successful CCNR call to user B.	
Parameter values:		
Comments:		

910902	ISDN reference to: ETSI EN 301 065-1 [29]	Other relevant references:
TSS reference:	PES-ISDN/Supplementary_services/CCNR/910902	
Selection criteria:	<ul style="list-style-type: none"> - OLE and DLE are supporting the CCNR supplementary service and this supplementary service is available to user A. - Signalling procedures at the T reference point at user B. 	
Test purpose:	Ensure that user A after the successful CCNR Activation can establish a successful CCNR call to user B.	
Parameter values:		
Comments:		

910903	ISDN reference to: ETSI EN 301 065-1 [29]	Other relevant references:
TSS reference:	PES-ISDN/Supplementary_services/CCNR/910903	
Selection criteria:	<ul style="list-style-type: none"> - OLE and DLE are supporting the CCNR supplementary service and this supplementary service is available to user A. - Signalling procedures at the coincident S and T reference point. 	
Test purpose:	Ensure that user A after the after the successful CCNR Activation procedure can initiate the deactivation procedure.	
Parameter values:		
Comments:		

910904	ISDN reference to: ETSI EN 301 065-1 [29]	Other relevant references:
TSS reference:	PES-ISDN/Supplementary_services/CCNR/910904	
Selection criteria:	<ul style="list-style-type: none"> - OLE and DLE are supporting the CCNR supplementary service and this supplementary service is available to user A. - Signalling procedures at the coincident S and T reference point at user B. 	
Test purpose:	Ensure that user A after the successful CCNR Activation procedure can initiate the deactivation procedure.	
Parameter values:		
Comments:		

910905	ISDN reference to: ETSI EN 301 065-1 [29]	Other relevant references:
TSS reference:	PES-ISDN/Supplementary_services/CCNR/910905	
Selection criteria:	<ul style="list-style-type: none"> - OLE and DLE are supporting the CCNR supplementary service and this supplementary service is available to user A. - Signalling procedures at the T reference point at user B. 	
Test purpose:	Ensure that user A after the successful CCNR Activation procedure can initiate the deactivation procedure.	
Parameter values:		
Comments:		

910906	ISDN reference to: ETSI EN 301 065-1 [29]	Other relevant references:
TSS reference:	PES-ISDN/Supplementary_services/CCNR/910906	
Selection criteria:	<ul style="list-style-type: none"> - OLE and DLE are supporting the CCNR supplementary service and this supplementary service is available to user A. - Signalling procedures at the coincident S and T reference point. 	
Test purpose:	Ensure that network A cannot accept the CCNR request because the CCNR supplementary service is not available to the destination.	
Parameter values:		
Comments:		

6.2.9.10 DDI

911001	ISDN reference to: ETSI EN 300 403-1 [1], clause 5.1.5.2	Other relevant references:
TSS reference:	PES-ISDN/Supplementary_services/DDI/911001	
Selection criteria:	<ul style="list-style-type: none"> - Overlap sending at user A. - DDI at user B. 	
Test purpose:	Ensure that call establishment using overlap sending is performed correctly when user B supports DDI.	
Parameter values:		
Comments:	The network in the call state N25 to indicate that an INFORMATION message received from the originating network contained a Called party number information element with the full ISDN number including DDI digits and a Sending complete information element is to be sent to the called user, transmits to user B an INFORMATION message with a valid Called party number information element with the numbering plan identification field set to "ISDN/telephony numbering plan" and type of number field set to "national number", "international number" or "subscriber number" with the full ISDN number including DDI digits contained in the number digits field.	

6.2.9.11 ECT

911101	ISDN reference to: ETSI EN 300 369-1 [19], clause 9	Other relevant references:
TSS reference:	PES-ISDN/Supplementary_services/ECT/911101	
Selection criteria:		
Test purpose:	The ISDN User B is in network N2 and is provided with ECT using implicit linkage. The PLMN user A and the PLMN user C are in network N1. Ensure that when user B invokes ECT in which the call A-B is in the Active call state - Call Held auxiliary state and the call B-C is in the Active call state a connection between user A and user C is established and the calls A-B and B-C are released. The call clearing procedure of the B-C connection is performed from user B.	
Parameter values:		
Comments:		

911102	ISDN reference to: ETSI EN 300 369-1 [19], clause 9	Other relevant references:
TSS reference:	PES-ISDN/Supplementary_services/ECT/911102	
Selection criteria:		
Test purpose:	The ISDN user B is in network N2 and is provided with ECT using implicit linkage. The PLMN user A and PLMN user C are in network N1. Ensure that when user B invokes ECT in which the call A-B is in the Active call state and the call B-C is in the Active call state - Call Held auxiliary state , a connection between user A and user C is established and the calls A-B and B-C are released. The call clearing procedure of the B-C connection is performed from user C.	
Parameter values:		
Comments:		

911103	ISDN reference to: ETSI EN 300 369-1 [19], clause 9	Other relevant references:
TSS reference:	PES-ISDN/Supplementary_services/ECT/911103	
Selection criteria:		
Test purpose:	The ISDN user B is in network N2 and is provided with ECT using implicit linkage. Ensure that when user B invokes ECT in which the call A-B is in the Active call state - Call Held auxiliary state and the call B-C is in the Call Delivered State a connection between user A and user C is established and the calls A-B and B-C are released. When network C receives a CONNECT message from user C, network C shall proceed with the basic call procedure for the user C. The call clearing procedure of the B-C connection is performed from user B.	
Parameter values:		
Comments:		

911104	ISDN reference to: ETSI EN 300 369-1 [19], clause 9	Other relevant references:
TSS reference:	PSTN-ISDN/Supplementary_services/ECT/911104	
Selection criteria:		
Test purpose:	The ISDN user B is in network N2 and is provided with ECT using implicit linkage. Ensure that when user B invokes ECT in which the call A-B is in the Active call state and the call B-C is in the Call Delivered State - Call Held auxiliary state , a connection between user A and user C is established and the calls A-B and B-C are released. When network C receives a CONNECT message from user C, network C shall proceed with the basic call procedure for the user C. The call clearing procedure of the B-C connection is performed from user C.	
Parameter values:		
Comments:		

6.2.9.12 HOLD

911201	ISDN reference to: ETSI EN 300 141-1 [16], clause 7	Other relevant references: ETSI EN 300 196-1 [26], clause 7.1 ETSI TS 183 036 [42], clause 5.2.1 Recommendation ITU-T Q.1912.5 [35], annex B.10 ETSI TS 129 163 [40], clause 7.4.10
TSS reference:	PES-ISDN/Supplementary_services/HOLD/911201	
Selection criteria:	The calling user is provided with HOLD.	
Test purpose:	Ensure that the calling user can initiate Call Hold, the called remote user is notified of call hold and that the call can be released from the calling user during the held state.	
Parameter values:	BC = PIXIT	
Comments:		

911202	ISDN reference to: ETSI EN 300 141-1 [16], clause 7	Other relevant references: ETSI EN 300 196-1 [26], clause 7.1 ETSI TS 183 036 [42], clause 5.2.1 Recommendation ITU-T Q.1912.5 [35], annex B.10 ETSI TS 129 163 [40], clause 7.4.10
TSS reference:	PES-ISDN/Supplementary_services/HOLD/911202	
Selection criteria:	The calling user is provided with HOLD.	
Test purpose:	Ensure that the calling user can initiate Call Hold the called remote user is notified of call hold, and that the call can be released from the called user in the held state.	
Parameter values:	BC = PIXIT	
Comments:		

911203	ISDN reference to: ETSI EN 300 141-1 [16], clause 7	Other relevant references: ETSI EN 300 196-1 [26], clause 7.1 ETSI TS 183 036 [42], clause 5.2.1 Recommendation ITU-T Q.1912.5 [35], annex B.10 ETSI TS 129 163 [40], clause 7.4.10
TSS reference:	PES-ISDN/Supplementary_services/HOLD/911203	
Selection criteria:	The calling user is provided with HOLD.	
Test purpose:	Ensure that the called user can initiate Call Hold, the call can be released from the called user in the held state.	
Parameter values:	BC = PIXIT	
Comments:		

911204	ISDN reference to: ETSI EN 300 141-1 [16], clause 7	Other relevant references: ETSI EN 300 196-1 [26], clause 7.1 ETSI TS 183 036 [42], clause 5.2.1 Recommendation ITU-T Q.1912.5 [35], annex B.10 ETSI TS 129 163 [40], clause 7.4.10
TSS reference:	PES-ISDN/Supplementary_services/HOLD/911204	
Selection criteria:	The calling user is provided with HOLD.	
Test purpose:	Ensure that the called user can initiate Call Hold, the call can be released from the calling user in the held state.	
Parameter values:	BC = PIXIT	
Comments:		

6.2.10 Test purposes for ISDN-PES, Basic call

6.2.10.1 Successful-Speech

1010101	ISDN reference to: ETSI EN 300 403-1 [1], clause 5.1.6	Other relevant references: ETSI TS 183 043 [41], clause 5.3.5.5 ETSI TS 183 036 [42], clause 5.1 ETSI EN 300 899-1 [37], clause 3.2 Recommendation ITU-T Q.699 [24], clause 3.2
TSS reference:	ISDN-PES/Basic_call/Successful/Speech/1010101	
Selection criteria:	PSTN XML and early media are supported from the calling AGW/VGW	
Test purpose:	Ensure that the call establishment using en-bloc sending is performed correctly. During call establishment a Progress indicator information element shall be returned to the calling user with progress description value #1 "call is not end-to-end ISDN".	
Parameter values:	BC = speech, no HLC	
Comments:		

1010101A	ISDN reference to: ETSI EN 300 403-1 [1], clause 5.1.6	Other relevant references: ETSI TS 183 043 [41], clause 5.3.5.5 ETSI TS 183 036 [42], clause 5.1 ETSI EN 300 899-1 [37], clause 3.2 Recommendation ITU-T Q.699 [24], clause 3.2
TSS reference:	ISDN-PES/Basic_call/Successful/Speech/1010101A	
Selection criteria:	PSTN XML is not supported from the calling AGW/VGW	
Test purpose:	Ensure that the call establishment using en-bloc sending is performed correctly. During call establishment a Progress indicator information element shall be returned to the calling user with progress description value #1 "call is not end-to-end ISDN".	
Parameter values:	BC = speech, no HLC	
Comments:		

1010102	ISDN reference to: ETSI EN 300 403-1 [1], clause 5.1.6	Other relevant references: ETSI TS 183 043 [41], clause 5.3.5.5 ETSI TS 183 036 [42], clause 5.1 ETSI EN 300 899-1 [37], clause 3.2 Recommendation ITU-T Q.699 [24], clause 3.2
TSS reference:	ISDN-PES/Basic_call/Successful/Speech/1010102	
Selection criteria:	PSTN XML and early media are supported from the calling AGW/VGW	
Test purpose:	Ensure that the call establishment using overlap sending is performed correctly. During call establishment a Progress indicator information element shall be returned to the calling user with progress description value #1 "call is not end-to-end ISDN".	
Parameter values:	BC = speech, no HLC	
Comments:		

1010103	ISDN reference to: ETSI EN 300 403-1 [1], clause 5.3.3	Other relevant references: ETSI TS 183 043 [41], clause 5.3.5.5 ETSI TS 183 036 [42], clause 5.1 ETSI EN 300 899-1 [37], clause 3.2 Recommendation ITU-T Q.699 [24], clause 3.2
TSS reference:	ISDN-PES/Basic_call/Successful/Speech/1010103	
Selection criteria:		
Test purpose:	Ensure that the clearing procedure is performed correctly when the calling user clears after answer.	
Parameter values:	BC = speech, no HLC	
Comments:		

1010104	ISDN reference to: ETSI EN 300 403-1 [1], clause 5.3.3	Other relevant references: ETSI TS 183 043 [41], clause 5.3.5.5 ETSI TS 183 036 [42], clause 5.1 ETSI EN 300 899-1 [37], clause 3.2 Recommendation ITU-T Q.699 [24], clause 3.2
TSS reference:	ISDN-PES/Basic_call/Successful/Speech/1010104	
Selection criteria:		
Test purpose:	Ensure that the clearing procedure is performed correctly when the called user clears after answer.	
Parameter values:	BC = speech, no HLC	
Comments:		

1010105	ISDN reference to: ETSI EN 300 403-1 [1]	Other relevant references: ETSI TS 183 043 [41] ETSI TS 183 036 [42]
TSS reference:	ISDN-PES/Basic_call/Successful/Speech/1010105	
Selection criteria:		
Test purpose:	Ensure that the re-answer procedure is performed correctly when the called user clears and re-answers.	
Parameter values:	BC = speech, no HLC	
Comments:		

1010106	ISDN reference to: ETSI EN 300 403-1 [1], clauses 4.5.16 and 5.1.6	Other relevant references: ETSI TS 183 043 [41] ETSI TS 183 036 [42]
TSS reference:	ISDN-PES/Basic_call/Successful/Speech/1010106	
Selection criteria:		
Test purpose:	Support of telephony 3,1 kHz teleservice: Ensure that call establishment can be done with HLC. During call establishment a Progress indicator information element shall be returned to the calling user with progress description value #1 "call is not end-to-end ISDN".	
Parameter values:	BC = speech, HLC = telephony	
Comments:		

6.2.10.2 Successful-Audio

1010201	ISDN reference to: ETSI EN 300 403-1 [1], clause 5.1.6	Other relevant references: ETSI TS 183 043 [41], clause 5.3.5.5 ETSI TS 183 036 [42], clause 5.1 ETSI EN 300 899-1 [37], clause 3.2 Recommendation ITU-T Q.699 [24], clause 3.2
TSS reference:	ISDN-PES/Basic_call/Successful/Audio/1010201	
Selection criteria:		
Test purpose:	Ensure that the call establishment using en-bloc sending is performed correctly. During call establishment a Progress indicator information element shall be returned to the calling user with progress description value #1 "call is not end-to-end ISDN".	
Parameter values:	BC = 3,1 kHz audio, no HLC	
Comments:		

1010202	ISDN reference to: ETSI EN 300 403-1 [1], clause 5.1.6	Other relevant references: ETSI TS 183 043 [41], clause 5.3.5.5 ETSI TS 183 036 [42], clause 5.1 ETSI EN 300 899-1 [37], clause 3.2 Recommendation ITU-T Q.699 [24], clause 3.2
TSS reference:	ISDN-PES/Basic_call/Successful/Audio/1010202	
Selection criteria:		
Test purpose:	Ensure that the call establishment using overlap sending is performed correctly. During call establishment a Progress indicator information element shall be returned to the calling user with progress description value #1 "call is not end-to-end ISDN".	
Parameter values:	BC = 3,1 kHz audio, no HLC	
Comments:		

1010203	ISDN reference to: ETSI EN 300 403-1 [1], clause 5.3.3	Other relevant references: ETSI TS 183 043 [41], clause 5.3.5.5 ETSI TS 183 036 [42], clause 5.1 ETSI EN 300 899-1 [37], clause 3.2 Recommendation ITU-T Q.699 [24], clause 3.2
TSS reference:	ISDN-PES/Basic_call/Successful/Audio/1010203	
Selection criteria:		
Test purpose:	Ensure that the clearing procedure is performed correctly when the calling user clears after answer.	
Parameter values:	BC = 3,1 kHz audio, no HLC	
Comments:		

1010204	ISDN reference to: ETSI EN 300 403-1 [1], clause 5.3.3	Other relevant references: ETSI TS 183 043 [41], clause 5.3.5.5 ETSI TS 183 036 [42], clause 5.1 ETSI EN 300 899-1 [37], clause 3.2 Recommendation ITU-T Q.699 [24], clause 3.2
TSS reference:	ISDN-PES/Basic_call/Successful/Audio/1010204	
Selection criteria:		
Test purpose:	Ensure that the clearing procedure is performed correctly when the called user clears after answer	
Parameter values:	BC = 3,1 kHz audio, no HLC	
Comments:		

1010205	ISDN reference to: ETSI EN 300 403-1 [1], clauses 4.5.16 and 5.1.6	Other relevant references: ETSI TS 183 043 [41], clause 5.3.5.5 ETSI TS 183 036 [42], clause 5.1 ETSI EN 300 899-1 [37], clause 3.2 Recommendation ITU-T Q.699 [24], clause 3.2
TSS reference:	ISDN-PES/Basic_call/Successful/Audio/1010205	
Selection criteria:		
Test purpose:	Support of Telefax G2/G3: Ensure that call establishment can be done with HLC. During call establishment a Progress indicator information element shall be returned to the calling user with progress description value #1 "call is not end-to-end ISDN".	
Parameter values:	BC = 3,1 kHz audio, HLC = facsimile group 2/3	
Comments:		

1010206	ISDN reference to: ETSI EN 300 403-1 [1], clause 4.5.18	Other relevant references: ETSI TS 183 043 [41], clause 5.3.5.5 ETSI TS 183 036 [42], clause 5.1 ETSI EN 300 899-1 [37], clause 3.2 Recommendation ITU-T Q.699 [24], clause 3.2
TSS reference:	ISDN-PES/Basic_call/Successful/Audio/1010206	
Selection criteria:		
Test purpose:	Support of voice band data via modem: Ensure that call establishment can be done with LLC. During call establishment a Progress indicator information element shall be returned to the calling user with progress description value #1 "call is not end-to-end ISDN".	
Parameter values:	BC = 3,1 kHz audio, LLC = voice band data via modem	
Comments:		

6.2.10.3 Successful-UDI/TA

1010301	ISDN reference to: ETSI EN 300 267-1 [2], clause 6.5.2	Other relevant references: ETSI EG 201 018 [i.15], clause 6.3.5 ETSI TS 183 043 [41], clause 5.3.5.5 ETSI TS 183 036 [42], clause 5.1 ETSI EN 300 899-1 [37], clause 3.2 Recommendation ITU-T Q.699 [24], clause 3.2
TSS reference:	ISDN-PES/Basic_call/Successful/UDI-TA/1010301	
Selection criteria:	<ul style="list-style-type: none"> - Telephony UDI-TA teleservice; - Fallback allowed. 	
Test purpose:	Ensure that the call establishment is performed correctly when a telephony 7 kHz fallback allowed SETUP message is sent and interworking with PSTN occur.	
Parameter values:	! SETUP BC1 = speech BC2 = UDI with TA HLC = telephony	
Comments:	telephony 7 kHz fallback allowed SETUP message: A SETUP message containing two BCs, with the first BC = speech and the second SETUP: BC = UDI/TA, a HLC = telephony	

1010302	ISDN reference to: ETSI EN 300 267-1 [2], clause 6.5.2	Other relevant references: ETSI EG 201 018 [i.15], clause 6.3.5 ETSI TS 183 043 [41], clause 5.3.5.5 ETSI TS 183 036 [42], clause 5.1 ETSI EN 300 899-1 [37], clause 3.2 Recommendation ITU-T Q.699 [24], clause 3.2
TSS reference:	ISDN-PES/Basic_call/Successful/UDI-TA/1010302	
Selection criteria:	<ul style="list-style-type: none"> - Videotelephony teleservice; - Fallback allowed. 	
Test purpose:	Ensure that the call establishment is performed correctly when a videotelephony 7 kHz fallback allowed SETUP message is sent and interworking with PSTN occurs.	
Parameter values:	! SETUP BC1 = speech BC2 = UDI with TA HLC1 = telephony HLC2 = videotelephony_ic	
Comments:	videotelephony 7 kHz fallback allowed SETUP message: A SETUP message containing two BCs, with the first BC = speech and the second SETUP: BC = UDI/TA, and two HLCs, with first HLC = telephony and the second HLC = videotelephony_ic and not containing a LLC.	

6.2.10.4 Unsuccessful-Speech

1020101	ISDN reference to: ETSI EN 300 403-1 [1]	Other relevant references: ETSI TS 183 043 [41], clause 5.3.5.5 ETSI TS 183 036 [42], clause 5.1 ETSI EN 300 899-1 [37], clause 3.2 Recommendation ITU-T Q.699 [24], clause 3.2
TSS reference:	ISDN-PES/Basic_call/Unsuccessful/Speech/1020101	
Selection criteria:		
Test purpose:	Ensure that when the called PSTN user is busy the network transport the cause value #17 "user busy" to the calling user.	
Parameter values:	BC = speech	
Comments:		

1020102	ISDN reference to: ETSI EN 300 403-1 [1]	Other relevant references: ETSI TS 183 043 [41], clause 5.3.5.5 ETSI TS 183 036 [42], clause 5.1 ETSI EN 300 899-1 [37], clause 3.2 Recommendation ITU-T Q.699 [24], clause 3.2
TSS reference:	ISDN-PES/Basic_call/Unsuccessful/Speech/1020102	
Selection criteria:		
Test purpose:	Ensure that when calling to a unallocated PSTN number, the network initiate call clearing to the calling user with cause value #1 "unassigned number".	
Parameter values:	BC = speech	
Comments:		

1020103	ISDN reference to: ETSI EN 300 403-1 [1]	Other relevant references: ETSI TS 183 043 [41], clause 5.3.5.5 ETSI TS 183 036 [42], clause 5.1 ETSI EN 300 899-1 [37], clause 3.2 Recommendation ITU-T Q.699 [24], clause 3.2
TSS reference:	ISDN-PES/Basic_call/Unsuccessful/Speech/1020103	
Selection criteria:		
Test purpose:	Ensure that when the calling user clears with cause value #16 "normal call clearing" before answer from the called PSTN user, the call is cleared.	
Parameter values:	BC = speech	
Comments:		

1020104	ISDN reference to: ETSI EN 300 403-1 [1]	Other relevant references: ETSI TS 183 043 [41], clause 5.3.5.5 ETSI TS 183 036 [42], clause 5.1 ETSI EN 300 899-1 [37], clause 3.2 Recommendation ITU-T Q.699 [24], clause 3.2
TSS reference:	ISDN-PES/Basic_call/Unsuccessful/Speech/1020104	
Selection criteria:		
Test purpose:	Ensure that when the called PSTN user is ringing but not answering, the network initiate call clearing to the calling user with cause value #18 "no user responding" or cause value #19 "no answer from user (user alerted)".	
Parameter values:	BC = speech	
Comments:		

6.2.10.5 Unsuccessful-UDI

1020201	ISDN reference to: ETSI EN 300 403-1 [1]	Other relevant references: ETSI TS 183 043 [41], clause 5.3.5.5 ETSI TS 183 036 [42], clause 5.1 ETSI EN 300 899-1 [37], clause 3.2 Recommendation ITU-T Q.699 [24], clause 3.2
TSS reference:	ISDN-PES/Basic_call/Unsuccessful/UDI/1020201	
Selection criteria:		
Test purpose:	Ensure that when the calling user requests digital connectivity for a call to a PSTN user, the network initiate call clearing to the calling user with cause value #63 "service or option not available, unspecified" or cause value #65 "bearer capability not implemented".	
Parameter values:	SETUP: BC = UDI	
Comments:		

6.2.10.6 Unsuccessful-audio

1020301	ISDN reference to: ETSI EN 300 403-1 [1]	Other relevant references: ETSI TS 183 043 [41], clause 5.3.5.5 ETSI TS 183 036 [42], clause 5.1 ETSI EN 300 899-1 [37], clause 3.2 Recommendation ITU-T Q.699 [24], clause 3.2
TSS reference:	ISDN-PES/Basic_call/Unsuccessful/Audio/1020301	
Selection criteria:		
Test purpose:	Ensure that when the called PSTN user is busy the network transport the cause value #17 "user busy" to the calling user.	
Parameter values:	BC = 3,1 kHz audio	
Comments:		

1020302	ISDN reference to: ETSI EN 300 403-1 [1]	Other relevant references: ETSI TS 183 043 [41], clause 5.3.5.5 ETSI TS 183 036 [42], clause 5.1 ETSI EN 300 899-1 [37], clause 3.2 Recommendation ITU-T Q.699 [24], clause 3.2
TSS reference:	ISDN-PES/Basic_call/Unsuccessful/Audio/1020302	
Selection criteria:		
Test purpose:	Ensure that when calling to a unallocated PSTN number, the network initiate call clearing to the calling user with cause value #1 "unassigned number".	
Parameter values:	BC = 3,1 kHz audio	
Comments:		

1020303	ISDN reference to: ETSI EN 300 403-1 [1]	Other relevant references: ETSI TS 183 043 [41], clause 5.3.5.5 ETSI TS 183 036 [42], clause 5.1 ETSI EN 300 899-1 [37], clause 3.2 Recommendation ITU-T Q.699 [24], clause 3.2
TSS reference:	ISDN-PES/Basic_call/Unsuccessful/Audio/1020303	
Selection criteria:		
Test purpose:	Ensure that when the calling user clears with cause value #16 "normal call clearing" before answer from the called PSTN user, the call is cleared.	
Parameter values:	BC = 3,1 kHz audio	
Comments:		

1020304	ISDN reference to: ETSI EN 300 403-1 [1]	Other relevant references: ETSI TS 183 043 [41], clause 5.3.5.5 ETSI TS 183 036 [42], clause 5.1 ETSI EN 300 899-1 [37], clause 3.2 Recommendation ITU-T Q.699 [24], clause 3.2
TSS reference:	ISDN-PES/Basic_call/Unsuccessful/Audio/1020304	
Selection criteria:		
Test purpose:	Ensure that when the called PSTN user is ringing but not answering, the network initiate call clearing to the calling user with cause value #18 "no user responding" or cause value #19 "no answer from user (user alerted)".	
Parameter values:	BC = 3,1 kHz audio	
Comments:		

6.2.10.7 Unsuccessful-UDI/TA

1020401	ISDN reference to: ETSI EN 300 267-1 [2], clause 6.5.2	Other relevant references: ETSI EG 201 018 [i.15], clause 6.3.5 ETSI TS 183 043 [41], clause 5.3.5.5 ETSI TS 183 036 [42], clause 5.1 ETSI EN 300 899-1 [37], clause 3.2 Recommendation ITU-T Q.699 [24], clause 3.2
TSS reference:	ISDN-PES/Basic_call/Unsuccessful/UDI-TA/1020401	
Selection criteria:	<ul style="list-style-type: none"> - Telephony UDI-TA teleservice; - Fallback not allowed. 	
Test purpose:	Ensure that when a telephony 7 kHz fallback not allowed SETUP message is sent to the network, the network shall initiate call clearing to the calling user with cause value #65 "bearer capability not implemented".	
Parameter values:		
Comments:	telephony 7 kHz fallback not allowed SETUP message: A SETUP message containing a single BCs with the SETUP: BC = UDI/TA and a single HLC = telephony.	

1020402	ISDN reference to: ETSI EN 300 267-1 [2], clause 6.5.2	Other relevant references: ETSI EG 201 018 [i.15], clause 6.3.5 ETSI TS 183 043 [41], clause 5.3.5.5 ETSI TS 183 036 [42], clause 5.1 ETSI EN 300 899-1 [37], clause 3.2 Recommendation ITU-T Q.699 [24], clause 3.2
TSS reference:	ISDN-PES/Basic_call/Unsuccessful/UDI-TA/1020402	
Selection criteria:	<ul style="list-style-type: none"> - Videotelephony teleservice; - Fallback not allowed. 	
Test purpose:	Ensure that when a videotelephony 7 kHz fallback not allowed SETUP message is sent to the network, the network shall initiate call clearing to the calling user with cause value #65 "bearer capability not implemented".	
Parameter values:		
Comments:	videotelephony 7 kHz fallback not allowed SETUP message: A SETUP message containing a single SETUP: BC = UDI/TA and a single HLC = videotelephony_ic.	

1020403	ISDN reference to: ETSI EN 300 403-1 [1], clauses 5.1.4 and G.1.1	Other relevant references: ETSI TS 183 043 [41], clause 5.3.5.5 ETSI TS 183 036 [42], clause 5.1 ETSI EN 300 899-1 [37], clause 3.2 Recommendation ITU-T Q.699 [24], clause 3.2
TSS reference:	ISDN-PES/Basic_call/Unsuccessful/UDI-TA/1020403	
Selection criteria:	<ul style="list-style-type: none"> - Telephony UDI-TA teleservice; - Fallback not allowed. 	
Test purpose:	Ensure that, when calling to unallocated number, the network initiate call clearing to the calling user sending a DISCONNECT message containing a PI#8 and the cause value #1 "unassigned number".	
Parameter values:	SETUP: BC = UDI/TA, HLC = telephony	
Comments:		

1020404	ISDN reference to: ETSI EN 300 403-1 [1], clauses 5.1.4 and G.1.1	Other relevant references: ETSI TS 183 043 [41], clause 5.3.5.5 ETSI TS 183 036 [42], clause 5.1 ETSI EN 300 899-1 [37], clause 3.2 Recommendation ITU-T Q.699 [24], clause 3.2
TSS reference:	ISDN-PES/Basic_call/Unsuccessful/UDI-TA/1020404	
Selection criteria:	<ul style="list-style-type: none"> - Telephony UDI-TA teleservice; - Fallback not allowed. 	
Test purpose:	Ensure that, when the called user is busy and responds with a RELEASE COMPLETE message indicating cause value #17 "user busy", the network initiate call clearing to the calling user sending a DISCONNECT message containing a PI#8 and the cause #17 "user busy".	
Parameter values:	SETUP: BC = UDI/TA, HLC = telephony	
Comments:		

1020405	ISDN reference to: ETSI EN 300 403-1 [1], clauses 5.1.4 and G.1.8	Other relevant references: ETSI TS 183 043 [41], clause 5.3.5.5 ETSI TS 183 036 [42], clause 5.1 ETSI EN 300 899-1 [37], clause 3.2 Recommendation ITU-T Q.699 [24], clause 3.2
TSS reference:	ISDN-PES/Basic_call/Unsuccessful/UDI-TA/1020405	
Selection criteria:	<ul style="list-style-type: none"> - Telephony UDI-TA teleservice; - Fallback not allowed. 	
Test purpose:	Ensure that, when the called user is not responding, the network initiate call clearing to the calling user sending a DISCONNECT message containing a PI#8 and cause value #18 "no user responding".	
Parameter values:	SETUP: BC = UDI/TA, HLC = telephony	
Comments:		

1020406	ISDN reference to: ETSI EN 300 403-1 [1], clauses 5.2.5.4 and G.1.9	Other relevant references: ETSI TS 183 043 [41], clause 5.3.5.5 ETSI TS 183 036 [42], clause 5.1 ETSI EN 300 899-1 [37], clause 3.2 Recommendation ITU-T Q.699 [24], clause 3.2
TSS reference:	ISDN-PES/Basic_call/Unsuccessful/UDI-TA/1020406	
Selection criteria:	<ul style="list-style-type: none"> - Telephony UDI-TA teleservice; - Fallback not allowed. 	
Test purpose:	Ensure that when no answer from the called user (but user alerted), the network initiate call clearing sending a DISCONNECT message containing a PI#8 and to the calling user and called user with cause value #19 "no user responding (user alerted)".	
Parameter values:	SETUP: BC = UDI/TA, HLC = telephony	
Comments:		

1020407	ISDN reference to: ETSI EN 300 403-1 [1], clauses 5.1.9, 5.3.2 and G.1.10	Other relevant references: ETSI TS 183 043 [41], clause 5.3.5.5 ETSI TS 183 036 [42], clause 5.1 ETSI EN 300 899-1 [37], clause 3.2 Recommendation ITU-T Q.699 [24], clause 3.2
TSS reference:	ISDN-PES/Basic_call/Unsuccessful/UDI-TA/1020407	
Selection criteria:	<ul style="list-style-type: none"> - Telephony UDI-TA teleservice; - Fallback not allowed. 	
Test purpose:	Ensure that when the called user rejects the call and responds with a RELEASE COMPLETE message indicating cause value #21 "call rejected", the network initiate call clearing to the calling user sending a DISCONNECT message containing a PI#8 and the cause value #21 "call rejected" to the calling user.	
Parameter values:	SETUP: BC = UDI/TA, HLC = telephony	
Comments:		

1020408	ISDN reference to: ETSI EN 300 403-1 [1], clause G.1.13	Other relevant references: ETSI TS 183 043 [41], clause 5.3.5.5 ETSI TS 183 036 [42], clause 5.1 ETSI EN 300 899-1 [37], clause 3.2 Recommendation ITU-T Q.699 [24], clause 3.2
TSS reference:	ISDN-PES/Basic_call/Unsuccessful/UDI-TA/1020408	
Selection criteria:	<ul style="list-style-type: none"> - Telephony UDI-TA teleservice; - Fallback not allowed. 	
Test purpose:	Ensure that when the called user terminal is not connected, the network initiate call clearing to the calling user sending a DISCONNECT message containing a PI#8 and the cause value #27 "destination out of order".	
Parameter values:	SETUP: BC = UDI/TA, HLC = telephony	
Comments:		

1020409	ISDN reference to: ETSI EN 300 403-1 [1], clauses 5.2.2 and G.5.7	Other relevant references: ETSI TS 183 043 [41], clause 5.3.5.5 ETSI TS 183 036 [42], clause 5.1 ETSI EN 300 899-1 [37], clause 3.2 Recommendation ITU-T Q.699 [24], clause 3.2
TSS reference:	ISDN-PES/Basic_call/Unsuccessful/UDI-TA/1020409	
Selection criteria:	<ul style="list-style-type: none"> - Telephony UDI-TA teleservice; - Fallback not allowed. 	
Test purpose:	Ensure that when the called user is not compatible and responds with a RELEASE COMPLETE message indicating cause value #88 "called user not compatible", the network transport the cause value to the calling user.	
Parameter values:	SETUP: BC = UDI/TA, HLC = telephony	
Comments:		

1020410	ISDN reference to: ETSI EN 300 403-1 [1], clause G.1.6	Other relevant references: ETSI TS 183 043 [41], clause 5.3.5.5 ETSI TS 183 036 [42], clause 5.1 ETSI EN 300 899-1 [37], clause 3.2 Recommendation ITU-T Q.699 [24], clause 3.2
TSS reference:	ISDN-PSTN/Basic_call/Unsuccessful/UDI-TA/1020410	
Selection criteria:	Multipoint configuration for the called side	
Test purpose:	Ensure that when the calling user clears with cause value #16 "normal call clearing" before answer from called user, the network the network initiate call clearing to the calling user sending a DISCONNECT message containing a PI#8 and the cause value #16 "normal call clearing" to the called user.	
Parameter values:	SETUP: BC = UDI/TA, HLC = telephony	
Comments:		

1020411	ISDN reference to: ETSI EN 300 267-1 [2], clause 6.5.2	Other relevant references: ETSI EG 201 018 [i.15], clause 6.3.5 ETSI TS 183 043 [41], clause 5.3.5.5 ETSI TS 183 036 [42], clause 5.1 ETSI EN 300 899-1 [37], clause 3.2 Recommendation ITU-T Q.699 [24], clause 3.2
TSS reference:	ISDN-PES/Basic_call/Unsuccessful/UDI-TA/1020411	
Selection criteria:	<ul style="list-style-type: none"> - Telephony UDI-TA teleservice; - Fallback allowed 	
Test purpose:	Ensure that when a telephony 7 kHz fallback not allowed SETUP message is sent to the network, the network shall initiate call clearing to the calling user with cause value #65 "bearer capability not implemented".	
Parameter values:	! SETUP BC1 = speech BC2 = UDI with TA HLC = telephony	
Comments:		

1020412	ISDN reference to: ETSI EN 300 267-1 [2], clause 6.5.2	Other relevant references: ETSI EG 201 018 [i.15], clause 6.3.5 ETSI TS 183 043 [41], clause 5.3.5.5 ETSI TS 183 036 [42], clause 5.1 ETSI EN 300 899-1 [37], clause 3.2 Recommendation ITU-T Q.699 [24], clause 3.2
TSS reference:	ISDN-PES/Basic_call/Unsuccessful/UDI-TA/1020412	
Selection criteria:	<ul style="list-style-type: none"> - Videotelephony teleservice; - Fallback allowed. 	
Test purpose:	Ensure that when a videotelephony 7 kHz fallback not allowed SETUP message is sent to the network, the network shall initiate call clearing to the calling user with cause value #65 "bearer capability not implemented".	
Parameter values:	! SETUP BC1 = speech BC2 = UDI with TA HLC = telephony	
Comments:		

1020413	ISDN reference to: ETSI EN 300 403-1 [1], clauses 5.1.4 and G.1.1	Other relevant references: ETSI TS 183 043 [41], clause 5.3.5.5 ETSI TS 183 036 [42], clause 5.1 ETSI EN 300 899-1 [37], clause 3.2 Recommendation ITU-T Q.699 [24], clause 3.2
TSS reference:	ISDN-PES/Basic_call/Unsuccessful/UDI-TA/1020413	
Selection criteria:	<ul style="list-style-type: none"> - Telephony UDI-TA teleservice; - Fallback allowed. 	
Test purpose:	Ensure that, when calling to unallocated number, the network initiate call clearing to the calling user sending a DISCONNECT message containing a PI#8 and the cause value #1 "unassigned number".	
Parameter values:	! SETUP BC1 = speech BC2 = UDI with TA HLC = telephony	
Comments:		

1020414	ISDN reference to: ETSI EN 300 403-1 [1], clauses 5.1.4 and G.1.1	Other relevant references: ETSI TS 183 043 [41], clause 5.3.5.5 ETSI TS 183 036 [42], clause 5.1 ETSI EN 300 899-1 [37], clause 3.2 Recommendation ITU-T Q.699 [24], clause 3.2
TSS reference:	ISDN-PES/Basic_call/Unsuccessful/UDI-TA/1020414	
Selection criteria:	<ul style="list-style-type: none"> - Telephony UDI-TA teleservice; - Fallback allowed. 	
Test purpose:	Ensure that, when the called user is busy and responds with a RELEASE COMPLETE message indicating cause value #17 "user busy", the network initiate call clearing to the calling user sending a DISCONNECT message containing a PI#8 and the cause #17 "user busy".	
Parameter values:	! SETUP BC1 = speech BC2 = UDI with TA HLC = telephony	
Comments:		

1020415	ISDN reference to: ETSI EN 300 403-1 [1], clauses 5.1.4 and G.1.8	Other relevant references: ETSI TS 183 043 [41], clause 5.3.5.5 ETSI TS 183 036 [42], clause 5.1 ETSI EN 300 899-1 [37], clause 3.2 Recommendation ITU-T Q.699 [24], clause 3.2
TSS reference:	ISDN-PES/Basic_call/Unsuccessful/UDI-TA/1020415	
Selection criteria:	<ul style="list-style-type: none"> - Telephony UDI-TA teleservice; - Fallback allowed. 	
Test purpose:	Ensure that, when the called user is not responding, the network initiate call clearing to the calling user sending a DISCONNECT message containing a PI#8 and cause value #18 "no user responding".	
Parameter values:	! SETUP BC1 = speech BC2 = UDI with TA HLC = telephony	
Comments:		

1020416	ISDN reference to: ETSI EN 300 403-1 [1], clauses 5.2.5.4 and G.1.9	Other relevant references: ETSI TS 183 043 [41], clause 5.3.5.5 ETSI TS 183 036 [42], clause 5.1 ETSI EN 300 899-1 [37], clause 3.2 Recommendation ITU-T Q.699 [24], clause 3.2
TSS reference:	ISDN-PES/Basic_call/Unsuccessful/UDI-TA/1020416	
Selection criteria:	<ul style="list-style-type: none"> - Telephony UDI-TA teleservice; - Fallback allowed. 	
Test purpose:	Ensure that when no answer from the called user (but user alerted), the network initiate call clearing sending a DISCONNECT message containing a PI#8 and to the calling user and called user with cause value #19 "no user responding (user alerted)".	
Parameter values:	! SETUP BC1 = speech BC2 = UDI with TA HLC = telephony	
Comments:		

1020417	ISDN reference to: ETSI EN 300 403-1 [1], clauses 5.1.9, 5.3.2 and G.1.10	Other relevant references: ETSI TS 183 043 [41], clause 5.3.5.5 ETSI TS 183 036 [42], clause 5.1 ETSI EN 300 899-1 [37], clause 3.2 Recommendation ITU-T Q.699 [24], clause 3.2
TSS reference:	ISDN-PES/Basic_call/Unsuccessful/UDI-TA/1020417	
Selection criteria:	<ul style="list-style-type: none"> - Telephony UDI-TA teleservice; - Fallback allowed. 	
Test purpose:	Ensure that when the called user rejects the call and responds with a RELEASE COMPLETE message indicating cause value #21 "call rejected", the network initiate call clearing to the calling user sending a DISCONNECT message containing a PI#8 and the cause value #21 "call rejected" to the calling user.	
Parameter values:	! SETUP BC1 = speech BC2 = UDI with TA HLC = telephony	
Comments:		

1020418	ISDN reference to: ETSI EN 300 403-1 [1], clause G.1.13	Other relevant references: ETSI TS 183 043 [41], clause 5.3.5.5 ETSI TS 183 036 [42], clause 5.1 ETSI EN 300 899-1 [37], clause 3.2 Recommendation ITU-T Q.699 [24], clause 3.2
TSS reference:	ISDN-PES/Basic_call/Unsuccessful/UDI-TA/1020418	
Selection criteria:	<ul style="list-style-type: none"> - Telephony UDI-TA teleservice; - Fallback allowed. 	
Test purpose:	Ensure that when the called user terminal is not connected, the network initiate call clearing to the calling user sending a DISCONNECT message containing a PI#8 and the cause value #27 "destination out of order".	
Parameter values:	! SETUP BC1 = speech BC2 = UDI with TA HLC = telephony	
Comments:		

1020419	ISDN reference to: ETSI EN 300 403-1 [1], clauses 5.2.2 and G.5.7	Other relevant references: ETSI TS 183 043 [41], clause 5.3.5.5 ETSI TS 183 036 [42], clause 5.1 ETSI EN 300 899-1 [37], clause 3.2 Recommendation ITU-T Q.699 [24], clause 3.2
TSS reference:	ISDN-PES/Basic_call/Unsuccessful/UDI-TA/1020419	
Selection criteria:	<ul style="list-style-type: none"> - Telephony UDI-TA teleservice; - Fallback allowed. 	
Test purpose:	Ensure that when the called user is not compatible and responds with a RELEASE COMPLETE message indicating cause value #88 "called user not compatible", the network transport the cause value to the calling user.	
Parameter values:	! SETUP BC1 = speech BC2 = UDI with TA HLC = telephony	
Comments:		

1020420	ISDN reference to: ETSI EN 300 403-1 [1], clause G.1.6	Other relevant references: ETSI TS 183 043 [41], clause 5.3.5.5 ETSI TS 183 036 [42], clause 5.1 ETSI EN 300 899-1 [37], clause 3.2 Recommendation ITU-T Q.699 [24], clause 3.2
TSS reference:	ISDN-PSTN/Basic_call/Unsuccessful/UDI-TA/1020420	
Selection criteria:	Multipoint configuration for the called side	
Test purpose:	Ensure that when the calling user clears with cause value #16 "normal call clearing" before answer from called user, the network the network initiate call clearing to the calling user sending a DISCONNECT message containing a PI#8 and the cause value #16 "normal call clearing" to the called user.	
Parameter values:	! SETUP BC1 = speech BC2 = UDI with TA HLC = telephony	
Comments:		

6.2.11 Test purposes for ISDN-PES, Supplementary services

6.2.11.1 CLIP

1110101	ISDN reference to: ETSI EN 300 403-1 [1]	Other relevant references: ETSI EN 300 001 [30] ETSI TS 300 648 [31] ETSI EN 300 659-1 [32] ETSI TS 183 043 [41], clause 5.3.5.5 ETSI TS 183 036 [42], clause 5.1 ETSI EN 300 899-1 [37], clause 3.2 Recommendation ITU-T Q.699 [24], clause 3.2
TSS reference:	ISDN-PES/Supplementary_services/CLIP/TC1110101	
Selection criteria:	The called user is provided with CLIP.	
Test purpose:	Ensure that when the Calling party subaddress is provided by the calling user, the Calling party number is correctly delivered to the called (served) user.	
Parameter values:	BC = PIXIT, Calling party subaddress	
Comments:		

1110102	ISDN reference to: ETSI EN 300 403-1 [1]	Other relevant references: ETSI EN 300 001 [30] ETSI TS 300 648 [31] ETSI EN 300 659-1 [32] ETSI TS 183 043 [41], clause 5.3.5.5 ETSI TS 183 036 [42], clause 5.1 ETSI EN 300 899-1 [37], clause 3.2 Recommendation ITU-T Q.699 [24], clause 3.2
TSS reference:	ISDN-PES/Supplementary_services/CLIP/TC1110102	
Selection criteria:	The called user is provided with CLIP.	
Test purpose:	Ensure that when no Calling party subaddress is provided by the calling user, the Calling party number information element is network provided and correctly delivered to the called (served) user.	
Parameter values:	BC = PIXIT	
Comments:		

1110103	ISDN reference to: ETSI EN 300 092-1 [3], clause 9.3	Other relevant references: ETSI EN 300 403-1 [1], clauses 4.5.10 and 4.5.11 Recommendation ITU-T Q.931 [38], clauses 4.5.10 and 4.5.11 ETSI TS 183 036 [42], clause 5.2.3 Recommendation ITU-T Q.1912.5 [35], annex B.1 ETSI TS 129 163 [40], clauses 7.4.1 and 7.5.1
TSS reference:	ISDN-PES/Supplementary_services/CLIP/1110103	
Selection criteria:	<ul style="list-style-type: none"> - The called user is provided with CLIP. - Special arrangement applies. 	
Test purpose:	Ensure that when a special arrangement applies and a Calling party number information element and a valid calling number is provided by the calling user, the Calling party number information element with the calling number, is delivered to the called (served) user.	
Parameter values:	BC = PIXIT	
Comments:		

6.2.11.2 CLIR

1110201	ISDN reference to: ETSI EN 300 403-1 [1]	Other relevant references: ETSI EN 300 001 [30] ETSI ETS 300 648 [31] ETSI EN 300 659-1 [32] ETSI TS 183 043 [41], clause 5.3.5.5 ETSI TS 183 036 [42], clause 5.1 ETSI EN 300 899-1 [37], clause 3.2 Recommendation ITU-T Q.699 [24], clause 3.2
TSS reference:	ISDN-PES/Supplementary_services/CLIP/TC1110201	
Selection criteria:	<ul style="list-style-type: none"> - the called user is provided with CLIP; - the calling user is provided with CLIR. 	
Test purpose:	The calling user is provided with CLIR permanent mode subscription. Ensure that when the Calling party subaddress is provided by the calling user the Calling party number is not delivered to the called user.	
Parameter values:	BC = PIXIT, Calling party subaddress	
Comments:		

1110202	ISDN reference to: ETSI EN 300 403-1 [1]	Other relevant references: ETSI EN 300 001 [30] ETSI ETS 300 648 [31] ETSI EN 300 659-1 [32] ETSI TS 183 043 [41], clause 5.3.5.5 ETSI TS 183 036 [42], clause 5.1 ETSI EN 300 899-1 [37], clause 3.2 Recommendation ITU-T Q.699 [24], clause 3.2
TSS reference:	ISDN-PES/Supplementary_services/CLIP/TC1110202	
Selection criteria:	<ul style="list-style-type: none"> - the called user is provided with CLIP, - the calling user is provided with CLIR 	
Test purpose:	The calling user is provided with CLIR permanent mode subscription Ensure that when No Calling party subaddress is provided by the calling user the Calling party number is not delivered to the called user.	
Parameter values:	BC = PIXIT	
Comments:		

1110203	ISDN reference to: ETSI EN 300 093-1 [4], clause 9.4.1	Other relevant references: ETSI EN 300 403-1 [1], clauses 4.5.10 and 4.5.11 Recommendation ITU-T Q.931 [38], clauses 4.5.10 and 4.5.11 ETSI TS 183 036 [42], clause 5.2.3 Recommendation ITU-T Q.1912.5 [35], annex B.1 ETSI TS 129 163 [40], clauses 7.4.1 and 7.5.1 ETSI EN 300 092-1 [3], clause A.2 figure 2
TSS reference:	ISDN-PES/Supplementary_services/CLIR/1110203	
Selection criteria:	The calling user is provided with CLIR temporary (PIXIT table 27) mode subscription, the called user with CLIP.	
Test purpose:	Ensure that when the Calling party number is provided by the calling user, with Calling party subaddress, the Calling party number information element is delivered to the called user without any digit information. The Calling party subaddress shall not be present	
Parameter values:	BC = PIXIT, PI = PR, SI = NP, N = unknown, NPI = unknown	
Comments:		

Table 27: PIXIT values of CLIRt

PIXIT VALUE	CLIRt
1	CLIRt (def=present) IE with PI=1 or PI=2
2	CLIRt (def=restrict) empty IE or PI=1 or PI=2

6.2.11.3 COLP

1110301	ISDN reference to: ETSI EN 300 097-1 [5], clauses 9.5.1 and 11	Other relevant references: ETSI TS 183 043 [41], clause 5.3.5.5 ETSI TS 183 036 [42], clause 5.1 ETSI EN 300 899-1 [37], clause 3.2 Recommendation ITU-T Q.699 [24], clause 3.2
TSS reference:	ISDN-PES/Supplementary_services/COLP/1110301	
Selection criteria:	The calling user is provided with COLP.	
Test purpose:	Ensure that the Connected number information element is network provided and correctly delivered to the calling user or, if the PSTN does not support this service, the presentation indicator indicate "number not available due to interworking".	
Parameter values:	BC = PIXIT, SI = NP	
Comments:		

6.2.11.4 COLR

1110401	ISDN reference to: ETSI EN 300 098-1 [6], clauses 9.3.1, 9.4.1 and 11	Other relevant references: ETSI EN 300 097-1 [5], clause 9.5.1 ETSI TS 183 043 [41], clause 5.3.5.5 ETSI TS 183 036 [42], clause 5.1 ETSI EN 300 899-1 [37], clause 3.2 Recommendation ITU-T Q.699 [24], clause 3.2
TSS reference:	ISDN-PES/Supplementary_services/COLR/1110401	
Selection criteria:	<ul style="list-style-type: none"> - the called PSTN user is provided with COLR; - the calling user is provided with COLP. 	
Test purpose:	Ensure that the Connected number information element is network provided and delivered to the calling user without any digit information or, if the PSTN does not support this service, the presentation indicator indicate "number not available due to interworking".	
Parameter values:	BC = PIXIT, (PI = PR), SI = NP, N = unknown, NPI = unknown	
Comments:		

6.2.11.5 CUG

1110501	ISDN reference to: ETSI EN 300 138-1 [7], clauses 9.2.2 and 9.2.4	Other relevant references:
TSS reference:	ISDN-PES/Supplementary_services/CUG/1110501	
Selection criteria:	Orign.: CUG supplementary options: not OA; not ocb; not Preference CUG Term.: ISDN user is not member of a CUG.	
Test purpose:	Ensure that when the calling user belongs to a CUG with outgoing access is: <ul style="list-style-type: none"> - not allowed; - not outgoing calls barred within the CUG; and - not preferential CUG and the called PSTN user is not member of a CUG, call establishment is not possible and the network initiate call clearing to the calling user with cause value 29 "Facility rejected", return error value "userNotMemberOfCUG".	
Parameter values:	Orign.: BC = PIXIT; Facility IE with CUGCall invoke component: <ul style="list-style-type: none"> - OAResult set to TRUE - CUG Index included 	
Comments:		

1110502	ISDN reference to: ETSI EN 300 138-1 [7], clauses 9.2.2 and 9.2.4	Other relevant references:
TSS reference:	ISDN-ISDN/Supplementary_services/CUG/1110502	
Selection criteria:	Orign.: The calling user belongs to a CUG with the following CUG supplementary options: OA; not ocb; not Preference CUG Term.: ISDN user is not member of a CUG.	
Test purpose:	Ensure that when the calling user belongs to a CUG with: <ul style="list-style-type: none"> - outgoing access allowed; - not outgoing calls barred within the CUG and not preferential CUG; and - the called PSTN user is not member of a CUG, call establishment is not possible and the network initiate call clearing to the calling user with cause value 29 "Facility rejected", return error value "userNotMemberOfCUG".	
Parameter values:	BC = PIXIT; Facility IE with CUGCall invoke component: <ul style="list-style-type: none"> - OAResult set to TRUE - CUG Index included 	
Comments:		

1110503	ISDN reference to: ETSI EN 300 138-1 [7], clauses 9.2.2 and 9.2.4	Other relevant references:
TSS reference:	ISDN-PES/Supplementary_services/CUG/1110503	
Selection criteria:		
Test purpose:	Ensure that when the calling user belongs to a CUG with outgoing access is allowed, not outgoing calls barred within the CUG and not preferential CUG and the called PSTN user is not member of a CUG, call establishment to a PSTN user is possible.	
Parameter values:	BC = PIXIT; Facility IE with CUGCall invoke component: <ul style="list-style-type: none"> - OAResult set to TRUE - CUG Index not included 	
Comments:		

6.2.11.6 CFU

6.2.11.6.1 Signalling procedures at the coincident S and T reference point

6.2.11.6.1.1 Signalling procedures between ISDN-PES-ISDN

1110601	ISDN ref. to: ETSI EN 300 207-1 [12], clauses 6.1, 9.2.2 and 9.2.5	Other relevant references: ETSI TS 183 036 [42], clause 5.2.5 Recommendation ITU-T Q.1912.5 [35], annex B.6 ETSI TS 129 163 [40], clause 7.4.6
TSS reference:	ISDN-PES-ISDN/Supplementary_services/CFU/1110601	
Selection criteria:	The user A and the user C are in network N1. The user B is in network N2 and is provided with CFU	
Test purpose:	Ensure that when user A calls user B, the call is forwarded to user C. Ensure that the Diverted-to user information parameters and Calling user information parameters are correctly mapped according to the table 10.	
Parameter values:	BC = PIXIT, CF active	
Comments:		

6.2.11.6.1.2 Signalling procedures between ISDN-PES-PES

1110602	ISDN ref. to: ETSI EN 300 207-1 [12], clauses 6.1, 9.2.2 and 9.2.5	Other relevant references: ETSI TS 183 036 [42], clause 5.2.5 Recommendation ITU-T Q.1912.5 [35], annex B.6 ETSI TS 129 163 [40], clause 7.4.6
TSS reference:	ISDN-PES-PES/Supplementary_services/CFU/1110602	
Selection criteria:	The user A and the user C are in network N1. The user B is in network N2 and is provided with CFU.	
Test purpose:	Ensure that when user A calls user B, the call is forwarded to user C. Ensure that the Diverted-to user information parameters and Calling user information parameters are correctly mapped according to the table 26.	
Parameter values:	BC = PIXIT, CF active	
Comments:		

6.2.11.7 CFB

6.2.11.7.1 Signalling procedures at the coincident S and T reference point

6.2.11.7.1.1 Signalling procedures between ISDN-PES-ISDN

1110701	ISDN ref. to: ETSI EN 300 207-1 [12], clauses 6.1, 9.2.2 and 9.2.5	Other relevant references: ETSI TS 183 036 [42], clause 5.2.5 Recommendation ITU-T Q.1912.5 [35], annex B.6 ETSI TS 129 163 [40], clause 7.4.6
TSS reference:	ISDN-PES-ISDN/Supplementary_services/CFB/1110701	
Selection criteria:	The user A and the user C are in network N1. The user B is in network N2 and is provided with CFB- UDUB.	
Test purpose:	Ensure that when user A calls user B, the call is forwarded to user C. Ensure that the Diverted-to user information parameters and Calling user information parameters are correctly mapped according to the table 10.	
Parameter values:	BC = PIXIT, CF active	
Comments:		

1110702	ISDN ref. to: ETSI EN 300 207-1 [12], clauses 6.1, 9.2.2 and 9.2.5	Other relevant references: ETSI TS 183 036 [42], clause 5.2.5 Recommendation ITU-T Q.1912.5 [35], annex B.6 ETSI TS 129 163 [40], clause 7.4.6
TSS reference:	ISDN-PES-ISDN/Supplementary_services/CFB/1110702	
Selection criteria:	The user A and the user C are in network N1. The user B is in network N2 and is provided with CFB- NDUB.	
Test purpose:	Ensure that when user A calls user B, the call is forwarded to user C. Ensure that the Diverted-to user information parameters and Calling user information parameters are correctly mapped according to the table 10.	
Parameter values:	BC = PIXIT, CF active	
Comments:		

1110703	ISDN ref. to: ETSI EN 300 207-1 [12], clauses 9.2.2 and 9.2.5	Other relevant references: ETSI TS 183 036 [42], clause 5.2.5 Recommendation ITU-T Q.1912.5 [35], annex B.6 ETSI TS 129 163 [40], clause 7.4.6
TSS reference:	ISDN-PES-ISDN/Supplementary_services/CFB/1110703	
ISDN selection criteria:		
Test purpose:	To verify that a call is released correctly if CFB was not successful if the diverted-to user is busy.	
ISDN parameter values:	CFB active	
Comments:		

6.2.11.7.1.2 Signalling procedures between ISDN-PES-PES

1110704	ISDN ref. to: ETSI EN 300 207-1 [12], clauses 6.1, 9.2.2 and 9.2.5	Other relevant references: ETSI TS 183 036 [42], clause 5.2.5 Recommendation ITU-T Q.1912.5 [35], annex B.6 ETSI TS 129 163 [40], clause 7.4.6
TSS reference:	ISDN-PES-PES/Supplementary_services/CFB/1110704	
Selection criteria:	The user A and the user C are in network N1. The user B is in network N2 and is provided with CFB- UDUB.	
Test purpose:	Ensure that when user A calls user B, the call is forwarded to user C. Ensure that the Diverted-to user information parameters and Calling user information parameters are correctly mapped according to the table 24.	
Parameter values:	BC = PIXIT, CF active	
Comments:		

1110705	ISDN ref. to: ETSI EN 300 207-1 [12], clauses 6.1, 9.2.2 and 9.2.5	Other relevant references: ETSI TS 183 036 [42], clause 5.2.5 Recommendation ITU-T Q.1912.5 [35], annex B.6 ETSI TS 129 163 [40], clause 7.4.6
TSS reference:	ISDN-PES-PES/Supplementary_services/CFB/1110705	
Selection criteria:	The user A and the user C are in network N1. The user B is in network N2 and is provided with CFB- NDUB	
Test purpose:	Ensure that when user A calls user B, the call is forwarded to user C. Ensure that the Diverted-to user information parameters and Calling user information parameters are correctly mapped according to the table 24.	
Parameter values:	BC = PIXIT, CF active	
Comments:		

1110706	ISDN ref. to: ETSI EN 300 207-1 [12], clauses 9.2.2 and 9.2.5	Other relevant references: ETSI TS 183 036 [42], clause 5.2.5 Recommendation ITU-T Q.1912.5 [35], annex B.6 ETSI TS 129 163 [40], clause 7.4.6
TSS reference:	ISDN-PES-PES/Supplementary_services/CFB/1110706	
ISDN selection criteria:		
Test purpose:	To verify that a call is released correctly if CFB was not successful if the diverted-to user is busy.	
ISDN parameter values:	CFB active	
Comments:		

6.2.11.8 CFNR

6.2.11.8.1 Signalling procedures at the coincident S and T reference point

6.2.11.8.1.1 Signalling procedures between ISDN-PES-ISDN

1110801	ISDN ref. to: ETSI EN 300 207-1 [12], clauses 6.1, 9.2.2 and 9.2.5	Other relevant references: ETSI TS 183 036 [42], clause 5.2.5 Recommendation ITU-T Q.1912.5 [35], annex B.6 ETSI TS 129 163 [40], clause 7.4.6
TSS reference:	ISDN-PES-ISDN/Supplementary_services/CFNR/1110801	
Selection criteria:	The user A and the user C are in network N1. The user B is in network N2 and is provided with CFNR (option A, late release).	
Test purpose:	Ensure that when user A calls user B, the call is forwarded to user C. Ensure that the Diverted-to user information parameters and Calling user information parameters are correctly mapped according to the table 10.	
Parameter values:	BC = PIXIT, CF active	
Comments:		

1110802	ISDN ref. to: ETSI EN 300 207-1 [12], clauses 6.1, 9.2.2 and 9.2.5	Other relevant references: ETSI TS 183 036 [42], clause 5.2.5 Recommendation ITU-T Q.1912.5 [35], annex B.6 ETSI TS 129 163 [40], clause 7.4.6
TSS reference:	ISDN-PES-ISDN/Supplementary_services/CFNR/1110802	
Selection criteria:	The user A and the user C are in network N1. The user B is in network N2 and is provided with CFNR (option B, immediate release).	
Test purpose:	Ensure that when user A calls user B, the call is forwarded to user C. Ensure that the Diverted-to user information parameters and Calling user information parameters are correctly mapped according to the table 10.	
Parameter values:	BC = PIXIT, CF active	
Comments:		

1110803	ISDN ref. to: ETSI EN 300 207-1 [12], clauses 9.2.2 and 9.2.5	Other relevant references: ETSI TS 183 036 [42], clause 5.2.5 Recommendation ITU-T Q.1912.5 [35], annex B.6 ETSI TS 129 163 [40], clause 7.4.6
TSS reference:	ISDN-PES-ISDN/Supplementary_services/CFNR/1110803	
ISDN selection criteria:		
Test purpose:	To verify that a call is released correctly if CFNR was not successful if the diverted-to user is busy.	
ISDN parameter values:	CFNR active	
Comments:		

6.2.11.8.1.2 Signalling procedures between ISDN-PES-PES

1110804	ISDN ref. to: ETSI EN 300 207-1 [12], clauses 6.1, 9.2.2 and 9.2.5	Other relevant references: ETSI TS 183 036 [42], clause 5.2.5 Recommendation ITU-T Q.1912.5 [35], annex B.6 ETSI TS 129 163 [40], clause 7.4.6
TSS reference:	ISDN-PES-PES/Supplementary_services/CFNR/1110804	
Selection criteria:	The user A and the user C are in network N1. The user B is in network N2 and is provided with CFNR (option A, late release).	
Test purpose:	Ensure that when user A calls user B, the call is forwarded to user C. Ensure that the Diverted-to user information parameters and Calling user information parameters are correctly mapped according to the table 26.	
Parameter values:	BC = PIXIT, CF active	
Comments:		

1110805	ISDN ref. to: ETSI EN 300 207-1 [12], clauses 6.1, 9.2.2 and 9.2.5	Other relevant references: ETSI TS 183 036 [42], clause 5.2.5 Recommendation ITU-T Q.1912.5 [35], annex B.6 ETSI TS 129 163 [40], clause 7.4.6
TSS reference:	ISDN-PES-PES/Supplementary_services/CFNR/1110805	
Selection criteria:	The user A and the user C are in network N1. The user B is in network N2 and is provided with CFNR (option B, immediate release).	
Test purpose:	Ensure that when user A calls user B, the call is forwarded to user C. Ensure that the Diverted-to user information parameters and Calling user information parameters are correctly mapped according to the table 26.	
Parameter values:	BC = PIXIT, CF active	
Comments:		

1110806	ISDN ref. to: ETSI EN 300 207-1 [12], clauses 9.2.2 and 9.2.5	Other relevant references: ETSI TS 183 036 [42], clause 5.2.5 Recommendation ITU-T Q.1912.5 [35], annex B.6 ETSI TS 129 163 [40], clause 7.4.6
TSS reference:	ISDN-PES-PES/Supplementary_services/CFNR/1110806	
ISDN selection criteria:		
Test purpose:	To verify that a call is released correctly if CFNR was not successful if the diverted-to user is busy.	
ISDN parameter values:	CFNR active	
Comments:		

6.2.11.9 UUS1

1110901	ISDN reference to: ETSI EN 300 286-1 [10], clauses 11.2 and 9.1.1.1.2	Other relevant references:
TSS reference:	ISDN-PES/Supplementary_services/UUS1/1110901	
Selection criteria:	The calling (served) user is provided with UUS1 implicit request.	
Test purpose:	Ensure that when a User-user information element is included in the SETUP message sent from the calling user, call establishment can be done without User-user information.	
Parameter values:	BC = PIXIT	
Comments:		

1110902	ISDN reference to: ETSI EN 300 286-1 [10], clauses 11.2 and 9.1.1.1.2	Other relevant references: ETSI EN 300 403-1 [1], clause 7.1.3.6
TSS reference:	ISDN-PES/Supplementary_services/UUS1/1110902	
Selection criteria:	The calling (served) user is provided with UUS1 explicit request.	
Test purpose:	Ensure that when the calling user explicit request UUS1 indicating "required", the network initiate call clearing to the calling user indicating cause value #69 "requested facility not implemented" or cause value #29 "facility rejected", and a UUS service 1 rejection with Error value "rejectedByUser".	
Parameter values:	BC = PIXIT	
Comments:		

6.2.11.10 CCBS

511001	ISDN reference to: ETSI EN 300 138-1 [7]	Other relevant references: ETSI EN 300 356-1 [18]
TSS reference:	ISDN-PES/Supplementary_services/CCBS/511001	
Selection criteria:	<ul style="list-style-type: none"> - OLE and DLE are supporting the CCBS supplementary service and this supplementary service is available to user A. - Signalling procedures at the coincident S and T reference point. - Recall option = PIXIT. 	
Test purpose:	Ensure that user A can establish a successful CCBS call setup a multipoint configuration exits.	
Parameter values:	BC = PIXIT	
Comments:		

511002	ISDN reference to: ETSI EN 300 138-1 [7]	Other relevant references: ETSI EN 300 356-1 [18]
TSS reference:	ISDN-PES/Supplementary_services/CCBS/511002	
Selection criteria:	<ul style="list-style-type: none"> - OLE and DLE are supporting the CCBS supplementary service and this supplementary service is available to user A. - Signalling procedures at the coincident S and T reference point. 	
Test purpose:	Ensure that user A in the call proceeding call state and in the CCBS Call init state, when network B responds to the call with an ALERTING: indication, user A receives an ALERTING message followed by a FACILITY message containing a Facility information element with a cCBSErase invoke indication cCBSEraseReason "normal-unspecified".	
Parameter values:	BC = PIXIT	
Comments:		

511003	ISDN reference to: ETSI EN 300 138-1 [7], clause 9.2.1	Other relevant references: ETSI EN 300 356-1 [18]
TSS reference:	ISDN-PES/Supplementary_services/CCBS/511003	
Selection criteria:	<ul style="list-style-type: none"> - OLE and DLE are supporting the CCBS supplementary service and this supplementary service is available to user A. - Signalling procedures at the coincident S and T reference point. 	
Test purpose:	Ensure that when the network A is in the call state N00 and CCBS Activated state the user can initiate the deactivation procedure.	
Parameter values:	BC = PIXIT	
Comments:	Ensure that the user (when the network A is in the call state N00 and CCBS Activated state), on receipt of a FACILITY message containing a Facility information element with a CCBSDeactivate invoke component including the correct CCBSReference parameter, sends to user A a FACILITY message containing a Facility information element with a CCBSDeactivate return result component with CCBSEraseReason indicating "normal-unspecified" and a Facility message containing a Facility information element with a CCBSErase invoke component.	

511004	ISDN reference to: ETSI EN 300 138-1 [7], clause 9.1.4.2	Other relevant references: ETSI EN 300 356-1 [18]
TSS reference:	ISDN-PES/Supplementary_services/CCBS/511004	
Selection criteria:	<ul style="list-style-type: none"> - OLE and DLE are supporting the CCBS supplementary service and this supplementary service is available to user A. - Signalling procedures at the coincident S and T reference point. 	
Test purpose:	Ensure that when the network A is in the call state N00 and CCBS free state the user can initiate the deactivation procedure.	
Parameter values:	BC = PIXIT	
Comments:	Ensure that the user (when the network A is in the call state N00 and CCBS free state), on receipt of a FACILITY message containing a Facility information element with a CCBSDeactivate invoke component including the correct CCBSReference parameter, sends to user A a FACILITY message containing a Facility information element with a CCBSDeactivate return result component with CCBSEraseReason indicating "normal-unspecified" and a Facility message containing a Facility information element with a CCBSErase invoke component.	

511005	ISDN reference to: ETSI EN 300 138-1 [7]	Other relevant references: ETSI EN 300 356-1 [18]
TSS reference:	ISDN-PES/Supplementary_services/CCBS/511005	
Selection criteria:	<ul style="list-style-type: none"> - OLE and DLE are supporting the CCBS supplementary service and this supplementary service is available to user A. - Signalling procedures at the coincident S and T reference point. 	
Test purpose:	Ensure that network A cannot accept the CCBS request because the CCBS supplementary service is not available to the destination.	
Parameter values:	BC = PIXIT	
Comments:	In the Disconnect call state and CCBS Idle state and Retain Active State, on receipt of a FACILITY message containing a Facility information element with a CCBSRequest invoke component including the CallLinkageID, but CCBS is not available to the destination, the user A receives a FACILITY message containing a Facility information element with a CCBSRequest return error component indicating "shortTermDenial".	

511006	ISDN reference to: ETSI EN 300 138-1 [7]	Other relevant references: ETSI EN 300 356-1 [18]
TSS reference:	ISDN-PES/Supplementary_services/CCBS/511006	
Selection criteria:	<ul style="list-style-type: none"> - Network A and network B are supporting the CCBS supplementary service and this supplementary service is available to user A. - Signalling procedures at the coincident S and T reference point. 	
Test purpose:	Ensure that if network A is informed that user B is not busy and user A is busy, the network A shall inform user A by sending a CCBSFree invoke component to user A and suspend CCBS processing.	
Parameter values:	BC = PIXIT	
Comments:		

511007	ISDN reference to: ETSI EN 300 138-1 [7], clause 9.4.2.2	Other relevant references: ETSI EN 300 356-1 [18]
TSS reference:	ISDN-PES/Supplementary_services/CCBS/511007	
Selection criteria:	<ul style="list-style-type: none"> - Network A and network B are supporting the CCBS supplementary service and this supplementary service is available to user A. - Signalling procedures at the coincident S and T reference point. - Recall option = PIXIT. 	
Test purpose:	Ensure that if network A cannot accept the request because no B-cannel can selected, network A shall suspend the CCBS request at network B.	
Parameter values:	BC = PIXIT	
Comments:	Ensure that network A in the CCBS free state on receipt of SETUP message containing Bearer capability information element from the original call and a Facility information element with a CCBSCall invoke component including the CCBSReference from the previously sent CCBSRemoteUserFree invoke component, when no B-channels can be selected, the network A sends to user a RELEASE COMPLETE with the cause #34 or #43 and moves to call state N00. Furthermore, network A shall suspend the CCBS request at network B.	

511008	ISDN reference to: ETSI EN 300 138-1 [7]	Other relevant references: ETSI EN 300 356-1 [18]
TSS reference:	ISDN-PES/Supplementary_services/CCBS/511008	
Selection criteria:	<ul style="list-style-type: none"> - Network A and network B are supporting the CCBS supplementary service and this supplementary service is available to user A. - Signalling procedures at the coincident S and T reference point. - The network option "CCBS request retention" is set to "yes". 	
Test purpose:	Ensure that if network B cannot establish the call because user B is busy again, network B is proceeding with normal call clearing and Network B shall resume monitoring user B for being not busy.	
Parameter values:	BC = PIXIT	
Comments:	Ensure that the network A in the Outgoing Call Proceeding state and CCBS Call Init State, if network B cannot establish the call because user B is busy again, the network A sends to user A a DISCONNECT: not containing a Facility information element with a CCBSERase invoke component. Network B shall resume monitoring user B for being not busy.	

511009	ISDN reference to: ETSI EN 300 138-1 [7], clause 9.4.3.2	Other relevant references: ETSI EN 300 356-1 [18]
TSS reference:	ISDN-PES/Supplementary_services/CCBS/511009	
Selection criteria:	<ul style="list-style-type: none"> - Network A and network B are supporting the CCBS supplementary service and this supplementary service is available to user A. - Signalling procedures at the coincident S and T reference point. - Network option "CCBS request retention" is set to "no". - Multipoint configuration. 	
Test purpose:	Ensure that if network B cannot establish the call because user B is busy again, network B is proceeding with normal call clearing User A can activate the CCBS supplementary service again.	
Parameter values:	BC = PIXIT	
Comments:	Ensure that the network A in the Outgoing Call Proceeding state and CCBS Call Init State, where a multipoint configuration exists, if network B cannot establish the call because user B is busy again, the network A sends to user A a DISCONNECT: or RELEASE COMPLETE message containing a Facility information element with a CallInfoRetain invoke component including a CallLinkageID sends a FACILITY message (UI frame) containing a Facility information element with a CCBSErase invoke component including CCBSEraseREason encoded as "basic-call-failed". User A can activate the CCBS supplementary service again.	

511010	ISDN reference to: ETSI EN 300 138-1 [7], clause 9.4.1.2	Other relevant references: ETSI EN 300 356-1 [18]
TSS reference:	ISDN-PES/Supplementary_services/CCBS/5110010	
Selection criteria:	<ul style="list-style-type: none"> - Network A and network B are supporting the CCBS supplementary service and this supplementary service is available to user A. - Signalling procedures at the coincident S and T reference point. 	
Test purpose:	Ensure that the network A in the Null call state and CCBS Free state, where a multipoint configuration exists, and the T-CCBS3 expires, the network A sends to user A a FACILITY message (UI frame) containing a Facility information element with a CCBSErase invoke component including CCBSEraseREason encoded as "t-CCBS3-timout".	
Parameter values:	BC = PIXIT	
Comments:		

6.2.11.11 CCNR

511001	ISDN reference to: ETSI EN 301 065-1 [29]	Other relevant references:
TSS reference:	ISDN-PES/Supplementary_services/CCNR/511001	
Selection criteria:	<ul style="list-style-type: none"> - OLE and DLE are supporting the CCNR supplementary service and this supplementary service is available to user A. - Signalling procedures at the coincident S and T reference point. - Recall option = PIXIT. - Point-to-multipoint configuration applies. 	
Test purpose:	Ensure that when user A has an ALERTING: indication received from network B, user A can activate CCNR and establish a successful CCNR call setup a point-to-multipoint configuration applies.	
Parameter values:	BC = PIXIT	
Comments:		

511002	ISDN reference to: ETSI EN 301 065-1 [29]	Other relevant references:
TSS reference:	ISDN-PES/Supplementary_services/CCNR/511002	
Selection criteria:	<ul style="list-style-type: none"> - OLE and DLE are supporting the CCNR supplementary service and this supplementary service is available to user A. - Signalling procedures at the coincident S and T reference point. - Recall option = PIXIT. - Point-to-multipoint configuration applies. 	
Test purpose:	Ensure that when CCNR supplementary service is not activated and the call is cleared after ALERTING: has been sent to user A, user A can activate CCNR and establish a successful CCNR call setup if the point-to-multipoint configuration applies.	
Parameter values:	BC = PIXIT	
Comments:		

511003	ISDN reference to: ETSI EN 301 065-1 [29]	Other relevant references:
TSS reference:	ISDN-PES/Supplementary_services/CCNR/511003	
Selection criteria:	<ul style="list-style-type: none"> - OLE and DLE are supporting the CCNR supplementary service and this supplementary service is available to user A. - Signalling procedures at the coincident S and T reference point. 	
Test purpose:	<p>Ensure that user A in the call proceeding call state and in the CCNR Call init state, when network B has responded to the call with a CONNECT: indication, user A receives a CONNECT message.</p> <p>Has the CCNR request not been deactivated, the user receives a FACILITY message containing a Facility information element with a cCBSErase invoke indication cCBSEraseReason "normal-unspecified".</p>	
Parameter values:	BC = PIXIT	
Comments:		

511004	ISDN reference to: ETSI EN 301 065-1 [29]	Other relevant references:
TSS reference:	ISDN-PES/Supplementary_services/CCNR/511004	
Selection criteria:	<ul style="list-style-type: none"> - OLE and DLE are supporting the CCNR supplementary service and this supplementary service is available to user A. - Signalling procedures at the coincident S and T reference point. 	
Test purpose:	Ensure that when the network A is in the call state N00 and CCNR Activated state, the user can initiate the deactivation procedure.	
Parameter values:	BC = PIXIT	
Comments:	Ensure that the user (when the network A is in the call state N00 and CCNR Activated state), on receipt of a FACILITY message containing a Facility information element with a CCBSDeactivate invoke component including the correct CCBSReference parameter, sends to user A a FACILITY message containing a Facility information element with a CCBSDeactivate return result component.	

511005	ISDN reference to: ETSI EN 301 065-1 [29]	Other relevant references:
TSS reference:	ISDN-PES/Supplementary_services/CCNR/511005	
Selection criteria:	<ul style="list-style-type: none"> - OLE and DLE are supporting the CCNR supplementary service and this supplementary service is available to user A. - Signalling procedures at the coincident S and T reference point. 	
Test purpose:	Ensure that network A cannot accept the CCNR request because the CCBS supplementary service is not available to the destination.	
Parameter values:	BC = PIXIT	
Comments:	In the Disconnect call state and CCNR Idle state and Retain Active State, on receipt of a FACILITY message containing a Facility information element with a CCNRRequest invoke component including the CallLinkageID, but CCBS is not available to the destination, the user A receives a FACILITY message containing a Facility information element with a CCBSRequest return error component indicating "shortTermDenial" or "longTermDenial".	

511006	ISDN reference to: ETSI EN 301 065-1 [29]	Other relevant references:
TSS reference:	ISDN-PES/Supplementary_services/CCNR/511006	
Selection criteria:	<ul style="list-style-type: none"> - Network A and network B are supporting the CCNR supplementary service and this supplementary service is available to user A. - Signalling procedures at the coincident S and T reference point. 	
Test purpose:	Ensure that if network A is informed that user B is not busy and user A is busy, the network A shall inform user A by sending a CCBSFree invoke component to user A and suspend CCNR processing.	
Parameter values:	BC = PIXIT	
Comments:		

511007	ISDN reference to: ETSI EN 301 065-1 [29]	Other relevant references:
TSS reference:	ISDN-PES/Supplementary_services/CCNR/511007	
Selection criteria:	<ul style="list-style-type: none"> - Network A and network B are supporting the CCNR supplementary service and this supplementary service is available to user A. - Signalling procedures at the coincident S and T reference point. - Network A supports the specific Recall option. 	
Test purpose:	Ensure that if network A cannot accept the request because no B-cannel can be selected, network A shall suspend the CCNR request at network B.	
Parameter values:	BC = PIXIT	
Comments:	Ensure that network A in the CCNR free state on receipt of SETUP message containing Bearer capability information element from the original call and a Facility information element with a CCBSCall invoke component including the CCBSReference from the previously sent CCBSRemoteUserFree invoke component, when no B-channels can be selected, the network A sends to user a RELEASE COMPLETE with the cause #34 or #43 and moves to call state N00. Furthermore, network A shall suspend the CCNR request at network B.	

511008	ISDN reference to: ETSI EN 301 065-1 [29]	Other relevant references:
TSS reference:	ISDN-PES/Supplementary_services/CCNR/511008	
Selection criteria:	<ul style="list-style-type: none"> - Network A and network B are supporting the CCNR supplementary service and this supplementary service is available to user A. - Signalling procedures at the coincident S and T reference point. - Network A supports the global Recall option. 	
Test purpose:	Ensure that if network A cannot accept the request because no B-cannel can selected, network A shall send a CCBSStopAlerting invoke component to user A and suspend the CCBS request at network B.	
Parameter values:	BC = PIXIT	
Comments:	Ensure that network A in the call state N00 and CCNR free state, where a multipoint configuration exists, on receipt of SETUP message containing Bearer capability information element (s) from the original call and a Facility information element with a CCBSCall invoke component including the CCBSReference from the previously sent CCBSRemoteUserFree invoke component when no B-channels can be selected. The network A sends FACILITY message (UI frame) containing a facility information element with a CCBSStopAlerting invoke component including the same CCBSReference value and a RELEASE COMPLETE with the cause #34 or #43 and moves to call state N00. Furthermore, network A shall suspend the CCNR request at network B.	

511009	ISDN reference to: ETSI EN 301 065-1 [29]	Other relevant references:
TSS reference:	ISDN-PES/Supplementary_services/CCNR/511009	
Selection criteria:	<ul style="list-style-type: none"> - Network A and network B are supporting the CCNR supplementary service and this supplementary service is available to user A. - Signalling procedures at the coincident S and T reference point. - The network option "CCBS request retention" is set to "yes". 	
Test purpose:	Ensure that if network B cannot establish the call because user B is busy again, network B is proceeding with normal call clearing and Network B shall resume monitoring user B for being not busy.	
Parameter values:	BC = PIXIT	
Comments:	Ensure that the network A in the Outgoing Call Proceeding state and CCBS Call Init State, if network B cannot establish the call because user B is busy again,, the network A sends to user A a DISCONNECT: not containing a Facility information element with a CCBSERase invoke component. Network B shall resume monitoring user B for being not busy.	

511010	ISDN reference to: ETSI EN 301 065-1 [29]	Other relevant references:
TSS reference:	ISDN-PES/Supplementary_services/CCNR/511010	
Selection criteria:	<ul style="list-style-type: none"> - Network A and network B are supporting the CCNR supplementary service and this supplementary service is available to user A. - Signalling procedures at the coincident S and T reference point. - Network option "CCBS request retention" is set to "no". 	
Test purpose:	Ensure that if network B cannot establish the call because user B is busy again, network B is proceeding with normal call clearing User A can activate the CCNR supplementary service again.	
Parameter values:	BC = PIXIT	
Comments:		

511011	ISDN reference to: ETSI EN 300 138-1 [7], clause 9.4.1.2	Other relevant references: ETSI EN 300 356-1 [18]
TSS reference:	ISDN-PES/Supplementary_services/CCNR/511011	
Selection criteria:	<ul style="list-style-type: none"> - Network A and network B are supporting the CCNR supplementary service and this supplementary service is available to user A. - Signalling procedures at the coincident S and T reference point. 	
Test purpose:	Ensure that the network A in the Null call state and CCNR Free state and the T-CCBS3 expires, the network A sends to user A a FACILITY message containing a Facility information element with a CCBSERase invoke component including CCBSERaseREason encoded as "t-CCBS3-timout".	
Parameter values:	BC = PIXIT	
Comments:		

6.2.11.12 ECT

511201	ISDN reference to: ETSI EN 300 369-1 [19], clauses 9.2.1, 9.2.3 and 9.2.4	Other relevant references:
TSS reference:	ISDN-PES/Supplementary_services/ECT/511201	
Selection criteria:	ECT	
Test purpose:	User A is in network N1 and is provided with ECT using implicit linkage. User B and user C are in network N2. Ensure that when user A invokes ECT in which the call A-B is in the Active call state - Call Held auxiliary state and the call A-C is in the Active call state a connection between user B and user C is established and the calls A-B and A-C are released. The call clearing procedure of the B-C connection is performed from user B. (user B and user C have presentation allowed - no COLR).	
Parameter values:	BC = PIXIT	
Comments:		

511202	ISDN reference to: ETSI EN 300 369-1 [19], clauses 9.2.1, 9.2.3 and 9.2.4	Other relevant references:
TSS reference:	ISDN-PES/Supplementary_services/ECT/511202	
Selection criteria:	ECT	
Test purpose:	User A is in network N1 and is provided with ECT using implicit linkage. User B and user C are in network N2. Ensure that when user A invokes ECT in which the call A-B is in the Active call state and the call A-C is in the Active call state - Call Held auxiliary state , a connection between user B and user C is established and the calls A-B and A-C are released. The call clearing procedure of the B-C connection is performed from user C. (user B and user C have presentation restricted - COLR).	
Parameter values:	BC = PIXIT	
Comments:		

511203	ISDN reference to: ETSI EN 300 369-1 [19], clause 9	Other relevant references:
TSS reference:	ISDN-PES/Supplementary_services/ECT/511203	
Selection criteria:	ECT	
Test purpose:	User A is in network N1 and is provided with ECT using implicit linkage. User B and user C are in network N2. Ensure that when user A invokes ECT in which the call A-B is in the Active call state - Call Held auxiliary state and the call A-C is in the Call Delivered State a connection between user B and user C is established and the calls A-B and A-C are released. When network C receives a CONNECT message from user C, network C shall proceed with the basic call procedure for the user C. The call clearing procedure of the B-C connection is performed from user B.	
Parameter values:	BC = PIXIT	
Comments:		

511204	ISDN reference to: ETSI EN 300 369-1 [19], clause 9	Other relevant references:
TSS reference:	ISDN-PES/Supplementary_services/ECT/511204	
Selection criteria:	ECT	
Test purpose:	User A is in network N1 and is provided with ECT using implicit linkage. User B and user C are in network N2. Ensure that when user A invokes ECT in which the call A-B is in the Active call state and the call A-C is in the Call Delivered State - Call Held auxiliary state , a connection between user B and user C is established and the calls A-B and A-C are released. When network C receives a CONNECT message from user C, network C shall proceed with the basic call procedure for the user C. The call clearing procedure of the B-C connection is performed from user C.	
Parameter values:	BC = PIXIT	
Comments:		

6.2.11.13 HOLD

511301	ISDN reference to: ETSI EN 300 141-1 [16], clause 7	Other relevant references: ETSI EN 300 196-1 [26], clause 7.1 ETSI TS 183 036 [42], clause 5.2.1 Recommendation ITU-T Q.1912.5 [35], annex B.10 ETSI TS 129 163 [40], clause 7.4.10
TSS reference:	ISDN-PES/Supplementary_services/HOLD/511301	
Selection criteria:	The calling user is provided with HOLD.	
Test purpose:	Ensure that the calling user can initiate Call Hold and that the call can be released from the calling user during the held state.	
Parameter values:	BC = PIXIT	
Comments:		

511302	ISDN reference to: ETSI EN 300 141-1 [16], clause 7	Other relevant references: ETSI EN 300 196-1 [26], clause 7.1 ETSI TS 183 036 [42], clause 5.2.1 Recommendation ITU-T Q.1912.5 [35], annex B.10 ETSI TS 129 163 [40], clause 7.4.10
TSS reference:	ISDN-PES/Supplementary_services/HOLD/511302	
Selection criteria:	The calling user is provided with HOLD.	
Test purpose:	Ensure that the calling user can initiate Call Hold, and that the call can be released from the called user in the held state.	
Parameter values:	BC = PIXIT	
Comments:		

511303	ISDN reference to: ETSI EN 300 141-1 [16], clause 7	Other relevant references: ETSI EN 300 196-1 [26], clause 7.1 ETSI TS 183 036 [42], clause 5.2.1 Recommendation ITU-T Q.1912.5 [35], annex B.10 ETSI TS 129 163 [40], clause 7.4.10
TSS reference:	ISDN-PES/Supplementary_services/HOLD/511303	
Selection criteria:	The calling user is provided with HOLD.	
Test purpose:	Ensure that the called user can initiate Call Hold, the called remote user is notified of call hold, the call can be released from the called user in the held state.	
Parameter values:	BC = PIXIT	
Comments:		

511304	ISDN reference to: ETSI EN 300 141-1 [16], clause 7	Other relevant references: ETSI EN 300 196-1 [26], clause 7.1 ETSI TS 183 036 [42], clause 5.2.1 Recommendation ITU-T Q.1912.5 [35], annex B.10 ETSI TS 129 163 [40], clause 7.4.10
TSS reference:	ISDN-PES/Supplementary_services/HOLD/511304	
Selection criteria:	The calling user is provided with HOLD.	
Test purpose:	Ensure that the called user can initiate Call Hold, the called remote user is notified of call hold, the call can be released from the calling user in the held state.	
Parameter values:	BC = PIXIT	
Comments:		

Annex A (informative): Bibliography

Recommendation ITU-Ts Q.1902.3 and Q.1902.4 (2001): "Specifications of the Bearer Independent Call Control Protocol (BICC)".

Recommendation ITU-Ts Q.761 to Q.764 (2000): "Specifications of Signalling System No.7 ISDN User Part (ISDN)".

Recommendation ITU-T Q.731.7 (06/1997): "Stage 3 description for number identification supplementary services using Signalling System No. 7: Malicious call identification (MCID)".

Recommendation ITU-T Q.732.2 (12/99): "Stage 3 description for call offering supplementary services using Signalling System No. 7: Call diversion services: Call Forwarding Busy (CFB)".

Recommendation ITU-T Q.732.3 (12/99): "Stage 3 description for call offering supplementary services using Signalling System No. 7: Call Forwarding No Reply (CFNR)".

Recommendation ITU-T Q.732.4 (12/99): "Stage 3 description for call offering supplementary services using Signalling System No. 7: Call Forwarding Unconditional (CFU)".

Recommendation ITU-T Q.732.7 (07/96): "Stage 3 description for call offering supplementary services using Signalling System No. 7: Explicit Call Transfer".

Recommendation ITU-T Q.733.1 (02/92): "Stage 3 description for call completion supplementary services using Signalling System No. 7: Call waiting (CW)".

Recommendation ITU-T Q.733.2 (03/93): "Stage 3 description for call completion supplementary services using Signalling System No. 7: Call hold (HOLD)".

Recommendation ITU-T Q.733.3 (06/97): "Stage 3 description for call completion supplementary services using Signalling System No. 7: Completion of calls to busy subscriber (CCBS)".

Recommendation ITU-T Q.733.4 (03/93): "Stage 3 description for call completion supplementary services using Signalling System No. 7: Terminal portability (TP)".

Recommendation ITU-T Q.733.5 (12/99): "Stage 3 description for call completion supplementary services using Signalling System No. 7: Completion of calls on no reply".

Recommendation ITU-T Q.732.5 (12/99): "Stage 3 description for call offering supplementary services using Signalling System No. 7: Call Deflection (CD)".

Recommendation ITU-T Q.735.1 (03/93): "Stage 3 description for community of interest supplementary services using Signalling System No. 7: Closed user group (CUG)".

Recommendation ITU-T Q.735.6 (07/96): "Stage 3 description for community of interest supplementary services using Signalling System No. 7: Global Virtual Network Service (GVNS)".

Recommendation ITU-T Q.736.1 (10/95): "Stage 3 description for charging supplementary services using Signalling System No. 7: International Telecommunication Charge Card (ITCC)".

Recommendation ITU-T Q.735.3 (03/93): "Stage 3 description for community of interest supplementary services using Signalling System No. 7: Multi-level precedence and preemption".

Recommendation ITU-T Q.736.3 (10/95): "Stage 3 description for charging supplementary services using Signalling System No. 7: Reverse charging (REV)".

IETF RFC 2046 (1996): "Multipurpose Internet Mail Extensions (MIME) Part Two: Media Types".

IETF RFC 3204 (2001): "MIME media types for ISUP and QSIG Objects".

IETF RFC 3262 (2002): "Reliability of Provisional Responses in the Session Initiation Protocol (SIP)".

IETF RFC 3326 (2002): "The Reason Header Field for the Session Initiation Protocol (SIP)".

ISO/IEC 9646-2 (1994): "Information technology -- Open Systems Interconnection -- Conformance testing methodology and framework - Part 2: Abstract Test Suite Specification".

ISO/IEC 9646-3 (1992): "Conformance testing methodology and framework -- Part 3: The Tree and Tabular Combined Notation".

ISO/IEC 9646-3/DAM 1 (1992): "Conformance testing methodology and framework -- Part 3: The Tree and Tabular Combined Notation; Amendment 1: TTCN extensions"

ISO/IEC 9646-5 (1994): "Information technology -- Open Systems Interconnection -- Conformance testing methodology and framework -- Part 5: Requirements on test laboratories and clients for the conformance assessment process".

ISO/IEC 9646-7 (1994): "Information technology -- Open Systems Interconnection -- Conformance testing methodology and framework -- Part 7: Implementation Conformance Statement".

ETSI TS 183 010: "Telecommunications and Internet converged Services and Protocols for Advanced Networking (TISPAN); NGN Signalling Control Protocol; Communication HOLD (HOLD) PSTN/ISDN simulation services; Protocol specification".

IETF RFC 4967 (2007): "Dial String Parameter for the Session Initiation Protocol Uniform Resource Identifier".

ETSI ETS 300 080: "Integrated Services Digital Network (ISDN); ISDN lower layer protocols for telematic terminals".

ETSI TS 134 229-1 V10.5.0: "Universal Mobile Telecommunications System (UMTS); LTE; Internet Protocol (IP) multimedia call control protocol based on Session Initiation Protocol (SIP) and Session Description Protocol (SDP); User Equipment (UE) conformance specification; Part 1: Protocol conformance specification (3GPP TS 34.229-1 version 10.5.0 Release 10)".

IETF RFC 2833: "RTP Payload for DTMF Digits, Telephony Tones and Telephony Signals".

ETSI TS 129 165: "Digital cellular telecommunications system (Phase 2+); Universal Mobile Telecommunications System (UMTS); LTE; Inter-IMS Network to Network Interface (NNI) (3GPP TS 29.165 version 10.18.0 Release 10)".

History

Document history		
V2.3.0	November 2015	Publication
V2.4.0	September 2020	Publication
V2.4.1	April 2022	Publication