

# ETSI TS 136 579-5 V14.3.0 (2021-09)



**LTE;**  
**Mission Critical (MC) services over LTE;**  
**Part 5: Abstract test suite (ATS)**  
**(3GPP TS 36.579-5 version 14.3.0 Release 14)**



---

Reference

RTS/TSGR-0536579-5ve30

---

Keywords

---

LTE

**ETSI**

650 Route des Lucioles  
F-06921 Sophia Antipolis Cedex - FRANCE

---

Tel.: +33 4 92 94 42 00 Fax: +33 4 93 65 47 16

Siret N° 348 623 562 00017 - NAF 742 C  
Association à but non lucratif enregistrée à la  
Sous-Préfecture de Grasse (06) N° 7803/88

---

**Important notice**

---

The present document can be downloaded from:

<http://www.etsi.org/standards-search>

The present document may be made available in electronic versions and/or in print. The content of any electronic and/or print versions of the present document shall not be modified without the prior written authorization of ETSI. In case of any existing or perceived difference in contents between such versions and/or in print, the prevailing version of an ETSI deliverable is the one made publicly available in PDF format at [www.etsi.org/deliver](http://www.etsi.org/deliver).

Users of the present document should be aware that the document may be subject to revision or change of status.

Information on the current status of this and other ETSI documents is available at

<https://portal.etsi.org/TB/ETSIDeliverableStatus.aspx>

If you find errors in the present document, please send your comment to one of the following services:

<https://portal.etsi.org/People/CommiteeSupportStaff.aspx>

---

**Copyright Notification**

---

No part may be reproduced or utilized in any form or by any means, electronic or mechanical, including photocopying and microfilm except as authorized by written permission of ETSI.

The content of the PDF version shall not be modified without the written authorization of ETSI.

The copyright and the foregoing restriction extend to reproduction in all media.

© ETSI 2021.

All rights reserved.

**DECT™**, **PLUGTESTS™**, **UMTS™** and the ETSI logo are trademarks of ETSI registered for the benefit of its Members.

**3GPP™** and **LTE™** are trademarks of ETSI registered for the benefit of its Members and of the 3GPP Organizational Partners.

**oneM2M™** logo is a trademark of ETSI registered for the benefit of its Members and of the oneM2M Partners.

**GSM®** and the GSM logo are trademarks registered and owned by the GSM Association.

---

## Intellectual Property Rights

### Essential patents

IPRs essential or potentially essential to normative deliverables may have been declared to ETSI. The information pertaining to these essential IPRs, if any, is publicly available for **ETSI members and non-members**, and can be found in ETSI SR 000 314: "*Intellectual Property Rights (IPRs); Essential, or potentially Essential, IPRs notified to ETSI in respect of ETSI standards*", which is available from the ETSI Secretariat. Latest updates are available on the ETSI Web server (<https://ipr.etsi.org/>).

Pursuant to the ETSI IPR Policy, no investigation, including IPR searches, has been carried out by ETSI. No guarantee can be given as to the existence of other IPRs not referenced in ETSI SR 000 314 (or the updates on the ETSI Web server) which are, or may be, or may become, essential to the present document.

### Trademarks

The present document may include trademarks and/or tradenames which are asserted and/or registered by their owners. ETSI claims no ownership of these except for any which are indicated as being the property of ETSI, and conveys no right to use or reproduce any trademark and/or tradename. Mention of those trademarks in the present document does not constitute an endorsement by ETSI of products, services or organizations associated with those trademarks.

---

## Legal Notice

This Technical Specification (TS) has been produced by ETSI 3rd Generation Partnership Project (3GPP).

The present document may refer to technical specifications or reports using their 3GPP identities. These shall be interpreted as being references to the corresponding ETSI deliverables.

The cross reference between 3GPP and ETSI identities can be found under <http://webapp.etsi.org/key/queryform.asp>.

---

## Modal verbs terminology

In the present document "**shall**", "**shall not**", "**should**", "**should not**", "**may**", "**need not**", "**will**", "**will not**", "**can**" and "**cannot**" are to be interpreted as described in clause 3.2 of the [ETSI Drafting Rules](#) (Verbal forms for the expression of provisions).

"**must**" and "**must not**" are **NOT** allowed in ETSI deliverables except when used in direct citation.

# Contents

Intellectual Property Rights .....	2
Legal Notice .....	2
Modal verbs terminology.....	2
Foreword.....	5
1 Scope .....	6
2 References .....	6
3 Definitions, symbols and abbreviations .....	9
3.1 Definitions .....	9
3.2 Symbols.....	9
3.3 Abbreviations .....	9
4 Test system architecture .....	10
4.1 General system architecture .....	10
4.2 Component architecture .....	10
5 Test models .....	10
5.1 MCX test model with TTCN based E-UTRA/EPC implementation (MCX EUTRA test model).....	10
5.1.1 MCX Client on-network test model.....	10
5.1.2 MCX Client off-network test model .....	11
5.2 MCX test model with SS based E-UTRA/EPC implementation (MCX IPCAN test model).....	11
5.2.1 MCX Client on-network test model.....	11
6 System interface .....	13
6.1 Upper tester interface .....	13
6.2 Abstract system primitives .....	13
7 Test methods and design considerations .....	14
7.1 MCPTT .....	14
7.1.1 MCPTT Client .....	14
7.1.1.1 Introduction.....	14
7.1.1.2 UDP/IP handling .....	14
7.1.1.3 RTP/RTCP handling .....	14
7.1.1.4 Media Control handling .....	14
7.1.1.5 SS pseudo-algorithm.....	14
8 Other SS requirements with TTCN-3 impact.....	17
8.1 Codec requirements.....	17
8.2 External function definitions .....	18
9 IXIT Proforma.....	22
9.1 General .....	22
9.2 MCX.....	23
9.2.1 MCX Client PIXIT .....	23
9.2.2 MCX Server PIXIT.....	29
9.2.3 MCX Constant PIXIT Definitions .....	31
9.3 MCX IPCAN test model .....	34
10 Postambles.....	34
10.1 Introduction .....	34
10.2 MCX.....	34
<b>Annex A (normative): Test Suites.....</b>	<b>35</b>
A.1 Introduction .....	35
A.2 Baseline of specifications.....	35
A.3 MCX.....	35

A.3.1	MCX Client Test Suites .....	35
<b>Annex B (informative):</b>	<b>Style Guide .....</b>	<b>36</b>
B.1	Introduction .....	36
<b>Annex C (normative):</b>	<b>Common TTCN-3 Definitions.....</b>	<b>37</b>
C.0	Introduction .....	37
<b>Annex D (Normative):</b>	<b>SIP Type Definitions and XSD References.....</b>	<b>43</b>
D.1	XML Schema Definitions (XSD).....	43
D.2	Common TTCN-3 Libraries .....	45
<b>Annex E (normative):</b>	<b>TTCN-3 Definitions for the MCX IPCAN test model .....</b>	<b>46</b>
E.0	Introduction .....	46
<b>Annex F (informative):</b>	<b>Change history .....</b>	<b>54</b>
History .....		55

---

# Foreword

This Technical Specification has been produced by the 3rd Generation Partnership Project (3GPP).

The contents of the present document are subject to continuing work within the TSG and may change following formal TSG approval. Should the TSG modify the contents of the present document, it will be re-released by the TSG with an identifying change of release date and an increase in version number as follows:

Version x.y.z

where:

- x the first digit:
  - 1 presented to TSG for information;
  - 2 presented to TSG for approval;
  - 3 or greater indicates TSG approved document under change control.
- y the second digit is incremented for all changes of substance, i.e. technical enhancements, corrections, updates, etc.
- z the third digit is incremented when editorial only changes have been incorporated in the document.

The present document is part 1 of a multi-part conformance test specification for Mission Critical services over LTE consisting of:

3GPP TS 36.579-1 [2]: "Mission Critical (MC) services over LTE; Part 1: Common test environment"

3GPP TS 36.579-2 [3]: "Mission Critical (MC) services over LTE; Part 2: Mission Critical Push To Talk (MCPTT) User Equipment (UE) Protocol conformance specification"

3GPP TS 36.579-3 [4]: "Mission Critical (MC) services over LTE; Part 3: Mission Critical Push To Talk (MCPTT) Server Application conformance specification"

3GPP TS 36.579-4 [5]: "Mission Critical (MC) services over LTE; Part 4: Test Applicability and Implementation Conformance Statement (ICS) proforma specification"

**3GPP TS 36.579-5: "Mission Critical (MC) services over LTE; Part 5: Abstract test suite (ATS)" (the present specification)**

3GPP TS 36.579-6 [59]: "Mission Critical (MC) services over LTE; Part 6: Mission Critical Video (MCVideo) User Equipment (UE) Protocol conformance specification"

3GPP TS 36.579-7 [60]: "Mission Critical (MC) services over LTE; Part 7: Mission Critical Data (MCData) User Equipment (UE) Protocol conformance specification"

---

# 1 Scope

The present document specifies the protocol and signalling conformance testing in TTCN-3 for the Mission Critical services over LTE signalling and protocol requirements defined by 3GPP.

The following TTCN test specification and design considerations can be found in the present document:

- the test system architecture;
- the overall test suite structure;
- the test models and ASP definitions;
- the test methods and usage of communication ports definitions;
- the test configurations;
- the design principles and assumptions;
- TTCN styles and conventions;
- the partial Implementation eXtra Information for Testing (IXIT) proforma;
- the test suites.

The Abstract Test Suites designed in the document are based on the test cases specified in 3GPP TS 36.579-2 [3], TS 36.579-6 [59] and TS 36.579-7 [60]. The test cases specified in 3GPP TS 36.579-3 [4] are out of scope of the present document.

The applicability of the individual test cases is specified in the test ICS proforma specification in 3GPP TS 36.579-4 [5]. Where appropriate the Abstract Test Suites belonging to the present specification may refer to other Abstract Test Suites e.g. 3GPP TS 36.523-3 [27] for test requirements related to the EPS (LTE) bearers which carry the Mission Critical services data.

The present document is valid for TTCN development for Mission Critical services clients' conformance tests according to 3GPP Releases starting from Release 14 up to the Release indicated on the cover page of the present document.

---

# 2 References

The following documents contain provisions which, through reference in this text, constitute provisions of the present document.

- References are either specific (identified by date of publication, edition number, version number, etc.) or non-specific.
- For a specific reference, subsequent revisions do not apply.
- For a non-specific reference, the latest version applies. In the case of a reference to a 3GPP document (including a GSM document), a non-specific reference implicitly refers to the latest version of that document *in the same Release as the present document* unless the context in which the reference is made suggests a different Release is relevant (information on the applicable release in a particular context can be found in e.g. test case title, description or applicability, message description or content).

- [1] 3GPP TR 21.905: "Vocabulary for 3GPP Specifications".
- [2] 3GPP TS 36.579-1: "Mission Critical (MC) services over LTE; Part 1: Common test environment".
- [3] 3GPP TS 36.579-2: "Mission Critical (MC) services over LTE; Part 2: Mission Critical Push To Talk (MCPTT) User Equipment (UE) Protocol conformance specification".
- [4] 3GPP TS 36.579-3: "Mission Critical (MC) services over LTE; Part 3: Mission Critical Push To Talk (MCPTT) Server Application conformance specification".

- [5] 3GPP TS 36.579-4: "Mission Critical (MC) services over LTE; Part 4: Test Applicability and Implementation Conformance Statement (ICS) proforma specification".
- [6] 3GPP TS 36.523-1: "User Equipment (UE) conformance specification; Part 1: Protocol conformance specification"
- [7] 3GPP TS 22.179: "Mission Critical Push To Talk (MCPTT) over LTE; Stage 1".
- [8] Void.
- [9] 3GPP TS 24.379: "Mission Critical Push To Talk (MCPTT) call control; Protocol specification".
- [10] 3GPP TS 24.380: "Mission Critical Push To Talk (MCPTT) floor control; Protocol specification".
- [11] 3GPP TS 24.481: "Mission Critical Services (MCS) group management; Protocol specification".
- [12] 3GPP TS 24.482: "Mission Critical Services (MCS) identity management; Protocol specification".
- [13] 3GPP TS 24.483: "Mission Critical Services (MCS) Management Object (MO)".
- [14] 3GPP TS 24.484: "Mission Critical Services (MCS) configuration management; Protocol specification".
- [15] 3GPP TS 33.179: "Security of Mission Critical Push-To-Talk (MCPTT)".
- [16] 3GPP TS 24.229: "IP multimedia call control protocol based on Session Initiation Protocol (SIP) and Session Description Protocol (SDP); Stage 3".
- [17] 3GPP TS 24.237: "IP Multimedia Subsystem (IMS) Service Continuity; Stage 3".
- [18] 3GPP TS 29.468: "Group Communication System Enablers for LTE (GCSE\_LTE); MB2 Reference Point; Stage 3".
- [19] 3GPP TS 24.301: "Non-Access-Stratum (NAS) protocol for Evolved Packet System (EPS); Stage 3".
- [20] 3GPP TS 24.008: "Mobile Radio Interface Layer 3 specification; Core Network Protocols; Stage 3".
- [21] 3GPP TS 23.003: "Numbering, addressing and identification".
- [22] ISO/IEC 9646-1: "Information technology - Open Systems Interconnection - Conformance testing methodology and framework - Part 1: General concepts".
- [23] ISO/IEC 9646-7: "Information technology - Open systems interconnection - Conformance testing methodology and framework - Part 7: Implementation Conformance Statements".
- [24] 3GPP TS 23.303: "Proximity-based services (ProSe); Stage 2".
- [25] IETF RFC 4566 (July 2006): "SDP: Session Description Protocol".
- [26] 3GPP TS 26.171: "Speech codec speech processing functions; Adaptive Multi-Rate - Wideband (AMR-WB) speech codec; General description".
- [27] 3GPP TS 36.523-3: "Evolved Universal Terrestrial Radio Access (E-UTRA) and Evolved Packet Core (EPC); User Equipment (UE) conformance specification; Part 3: Test suites".
- [28] 3GPP TS 34.229-3: "Internet Protocol (IP) multimedia call control protocol based on Session Initiation Protocol (SIP) and Session Description Protocol (SDP); User Equipment (UE) conformance specification; Part 3: Abstract Test Suites (ATS)".
- [29] ISO/IEC 9646-1: "Information technology - Open Systems Interconnection - Conformance testing methodology and framework - Part 1: General concepts".
- [30] ISO/IEC 9646-7: "Information technology - Open systems interconnection - Conformance testing methodology and framework - Part 7: Implementation Conformance Statements".



- [31] ETSI ES 201 873: "Methods for Testing and Specification (MTS); The Testing and Test Control Notation version 3".
- [32] IETF RFC 3711: "The Secure Real-time Transport Protocol (SRTP)".
- [33] 3GPP TS 27.007: "AT command set for User Equipment (UE)".
- [34] IETF RFC 4661: "An Extensible Markup Language (XML)-Based Format for Event Notification Filtering".
- [34] IETF RFC 4826: "Extensible Markup Language (XML) Formats for Representing Resource Lists".
- [35] W3C: "XML Encryption Syntax and Processing Version 1.1", <https://www.w3.org/TR/xmlenc-core1/>.
- [36] W3C: "XML Signature Syntax and Processing (Second Edition)", <http://www.w3.org/TR/xmldsig-core/>.
- [37] OMA - poc\_listService-v1\_0: "List Service".
- [40] OMA - xdm\_commonPolicy-V1\_0: "XDM - Common Policy".
- [39] OMA - xdm\_extensions-v1\_0: "XDM - XDM2 - Extensions".
- [40] OMA - xdm\_rsrclst\_urisusage-v1\_0: "Resource List - URI usage".
- [41] W3C: "XML Encryption Syntax and Processing Version 1.1", <https://www.w3.org/TR/xmlenc-core1/>.
- [42] W3C: "XML Signature Syntax and Processing (Second Edition)", <http://www.w3.org/TR/xmldsig-core/>.
- [43] 3GPP TS 33.180: "Security of the mission critical service".
- [44] IETF RFC 6507: "Elliptic Curve-Based Certificateless Signatures for Identity-Based Encryption (ECCSI)".
- [45] IETF RFC 6508: "Sakai-Kasahara Key Encryption (SAKKE)".
- [46] IETF RFC 6509 (February 2012): "MIKEY-SAKKE: Sakai-Kasahara Key Encryption in Multimedia Internet KEYing (MIKEY)".
- [47] IETF RFC 3394: "Advanced Encryption Standard (AES) Key Wrap Algorithm".
- [48] W3C: "XML Signature Syntax and Processing (Second Edition)", <http://www.w3.org/TR/xmldsig-core/>.
- [49] IETF RFC 7515: "JSON Web Signature (JWS)".
- [50] IETF RFC 5261: "An Extensible Markup Language (XML) Patch Operations Framework Utilizing XML Path Language (XPath) Selectors".
- [51] IETF RFC 5874: "An Extensible Markup Language (XML) Document Format for Indicating a Change in XML Configuration Access Protocol (XCAP) Resources".
- [52] IETF RFC 4354: "A Session Initiation Protocol (SIP) Event Package and Data Format for Various Settings in Support for the Push-to-Talk over Cellular (PoC) Service".
- [53] IETF RFC 3986: "Uniform Resource Identifier (URI): Generic Syntax".
- [54] 3GPP TS 23.280: "Common functional architecture to support mission critical services".
- [55] 3GPP TS 24.281: "Mission Critical Video (MCVideo) signalling control; Protocol specification"
- [56] 3GPP TS 24.581: "Mission Critical Video (MCVideo) media plane control; Protocol specification"

- [57] 3GPP TS 24.282: "Mission Critical Data (MCData) signalling control; Protocol specification"
- [58] 3GPP TS 24.582: "Mission Critical Data (MCData) media plane control; Protocol specification"
- [59] 3GPP TS 36.579-6: "Mission Critical (MC) services over LTE; Part 6: Mission Critical Video (MCVideo) User Equipment (UE) Protocol conformance specification"
- [60] 3GPP TS 36.579-7: "Mission Critical (MC) services over LTE; Part 7: Mission Critical Data (MCData) User Equipment (UE) Protocol conformance specification"
- [61] 3GPP TS 36.508: "Evolved Universal Terrestrial Radio Access (E-UTRA) and Evolved Packet Core (EPC); Common Test Environments for User Equipment (UE) Conformance Testing".
- [62] IETF RFC 4122: "A Universally Unique IDentifier (UUID) URN Namespace"

---

## 3 Definitions, symbols and abbreviations

### 3.1 Definitions

For the purposes of the present document, the terms and definitions given in 3GPP TR 21.905 [1] and the following apply. A term defined in the present document takes precedence over the definition of the same term, if any, in 3GPP TR 21.905 [1].

In addition for the purposes of the present document, the following terms, definitions, symbols and abbreviations apply:

- such given in ISO/IEC 9646-1 [22] and ISO/IEC 9646-7 [23]

**NOTE:** Some terms and abbreviations defined in [22] and [23] are explicitly included below with small modification to reflect the terminology used in 3GPP.

**Implementation eXtra Information for Testing (IXIT):** A statement made by a supplier or implementer of an UEUT which contains or references all of the information (in addition to that given in the ICS) related to the UEUT and its testing environment, which will enable the test laboratory to run an appropriate test suite against the UEUT.

**IXIT proforma:** A document, in the form of a questionnaire, which when completed for an UEUT becomes an IXIT.

**Protocol Implementation Conformance Statement (PICS):** An ICS for an implementation or system claimed to conform to a given protocol specification.

**Protocol Implementation eXtra Information for Testing (PIXIT):** An IXIT related to testing for conformance to a given protocol specification.

### 3.2 Symbols

No specific symbols have been identified so far.

### 3.3 Abbreviations

For the purposes of the present document, the abbreviations given in 3GPP TR 21.905 [1] and the following apply. An abbreviation defined in the present document takes precedence over the definition of the same abbreviation, if any, in 3GPP TR 21.905 [1].

ASP	Abstract Service Primitive
ICS	Implementation Conformance Statement
IXIT	Implementation eXtra Information for Testing
MC	Mission Critical
MCData	Mission Critical Data
MCPTT	Mission Critical Push To Talk
MCS	Mission Critical Services
MCVideo	Mission Critical Video

PTC	Parallel Test Component
RTCP	RTP Control Protocol
RTP	Real-time Transport Protocol
SRTCP	Secure RTCP
SRTP	Secure RTP
SS	System Simulator
SSRC	Synchronization SouRCe
TC	Test Case
UE	User Equipment

---

## 4 Test system architecture

### 4.1 General system architecture

The architecture specified in TS 36.523-3 [27] applies to the present document.

### 4.2 Component architecture

The architecture specified in TS 36.523-3 [27] applies to the present document, with the exception that only one RAT, E-UTRAN, is within the scope of the present document.

---

## 5 Test models

### 5.1 MCX test model with TTCN based E-UTRA/EPC implementation (MCX EUTRA test model)

#### 5.1.1 MCX Client on-network test model

The MCX Client on-network test model is depicted in figure 5.1.1-1. The test model consists of an IMS component and an HTTP component, on top of the multi-testers test model (E-UTRA) specified in TS 34.229-3 [28]. These parallel test components (PTCs) handle the IMS and HTTP signalling asynchronously.

The IMS PTC controls the IPCanEmu and the IP PTC. IPCanEmu is responsible for handling the E-UTRA cell(s) configuration in the SS as well as the E-UTRA/EPC level signalling and related procedures. The IPCanEmu is based on the TTCN implementation used for E-UTRA/EPC conformance testing according to TS 36.523-3 [27]. The IP PTC controls the IP related configurations as described in TS 36.523-3[27]. In addition there is an SRTP port at the MCX IMS PTC mapped to the system interface to configure SRTP/SRTCP for media streams and media control messages (see clause 7.1.1.3). The media control messages are exchanged between TTCN and the system simulator via the IP PTC's IP\_SOCKET port (see clause 7.1.1.4 and clause 7.1.1.5) whereas the media stream messages are handled by the SS (see clause 7.1.1.5).



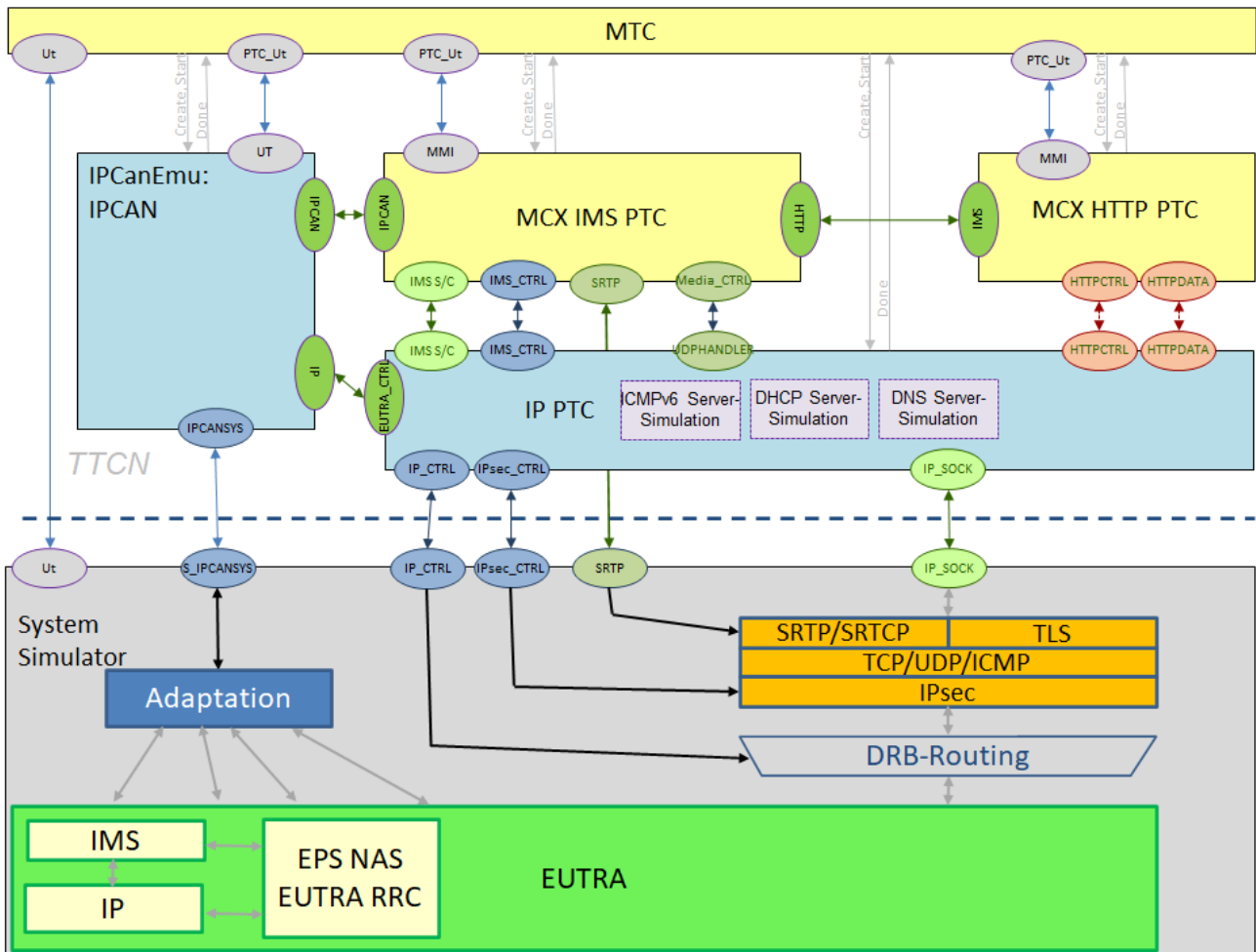


Figure 5.2.1-1: MCX Client on-network test model with SS based E-UTRA/EPC implementation

As described in clause 5.4.1A of TS 36.579-1 [2] after switch on the UE may register to an internet PDN, an IMS PDN and the MCX PDN. Nevertheless in TTCN the MCX IPCAN test model supports signalling for the MCX PDN only: The IPCAN test model does not handle any signalling for the other PDNs and especially not the SIP signalling for an IMS registration to the IMS PDN.

⇒ It is up to SS implementation to handle the potential registrations to an internet PDN and/or an IMS PDN.

To avoid conflicts due to use of one and the same value at the SS and in TTCN, the SS gets configured at the IPCAN configuration port (IPCANSYS) with the information shown in table 5.2.1-1 and table 5.2.1-2.

Table 5.2.1-1: Default EPS bearer(s)

Parameter	PDN	Value/Comment (NOTE 1)
Bearer ID (NOTE 2)	MCX	px_MCX_IPCAN_EpsBearerId_MCX
	IMS	px_MCX_IPCAN_EpsBearerId_IMS
	Internet	px_MCX_IPCAN_EpsBearerId_INTERNET
NW IP address	MCX	Not configured at IPCAN interface but used by TTCN: px_IPv4_Address1_NW, px_IPv6_Address1_NW
	IMS	px_IPv4_Address2_NW, px_IPv6_Address2_NW
	Internet	px_IPv4_Address3_NW, px_IPv6_Address3_NW
UE IP address	MCX	Not configured at IPCAN interface but used by TTCN: px_IPv4_Address1_UE, px_IPv6_Address1_UE
	IMS	px_IPv4_Address2_UE, px_IPv6_Address2_UE
	Internet	px_IPv4_Address3_UE, px_IPv6_Address3_UE

NOTE 1: Values may change depending on TTCN implementation  
 NOTE 2: The DRB associated with the EPS bearer shall have the DRB ID := EPS Bearer ID – 4.

**Table 5.2.1-2: Dedicated EPS bearer(s)**

Parameter	Service	Value/Comment (NOTE 1)		
Bearer ID (NOTE 2)	MCPTT	px_MCX_IPCAN_EpsBearerId_MCX_Audio		
	MCVideo	px_MCX_IPCAN_EpsBearerId_MCX_Audio, px_MCX_IPCAN_EpsBearerId_MCX_Video		
	MCDData	FFS		
Packet filters	MCPTT	Audio	Remote port range	tsc_MCX_MediaPort_Audio .. tsc_MCX_MediaPort_Audio + 1
			Protocol	UDP
		Media Control	Single remote port	tsc_MCX_MediaControlPortNW
			Protocol	UDP
	MCVideo	FFS		
	MCDData	FFS		
NOTE 1, 2: see Table 5.2.1-1.				

## 6 System interface

### 6.1 Upper tester interface

The Upper Tester (UT) interface is the same as defined in TS 36.523-3 [27] clause 5, with additional IMS-specific AT commands as specified in TS 34.229-3 [28] clause 8.4 and IMS-specific MMI commands as specified in TS 34.229-3 [28] annex B.2.

The following MMI commands are defined.

**Table 6.1-1: MMI commands**

Command	Parameters	
	Name	Value
"MCX_USERACTION"	"UserAction"	<charstring>
"MCX_USERCHECK"	"UserCheck"	<charstring>
"MCX_GROUP_CALL"	*Uri"	<charstring>

The following AT commands are applied in TTCN.

**Table 6.1-2.: AT Commands**

Command	Reference
AT+CAPTT	TS 27.007 [33]

### 6.2 Abstract system primitives

This clause specifies the abstract system primitives (ASPs) used on the system interface to configure and control the SS. The MCX test system interface re-uses the ASPs specified in TS 36.523-3 [27] (see clause 6 and Annex D) and TS 34.229-3 [28] (see clause 6).

---

## 7 Test methods and design considerations

### 7.1 MCPTT

#### 7.1.1 MCPTT Client

##### 7.1.1.1 Introduction

Test cases for on-network operation are described in terms of IMS, Floor Control and HTTP signalling, see TS 36.579-2 [3]. Thus, on-network test cases are written in TTCN code running on the IMS and HTTP PTCs, see figure 5.1.1-1. Floor Control messages are sent and received within the IMS PTC.

##### 7.1.1.2 UDP/IP handling

The same mechanisms specified in TS 36.523-3 [27] for UDP/IP configuration and Routing Table configuration are applied.

For MCPTT test cases with RTP/RTCP media streams, the TTCN shall configure the loopback mode specified in TS 36.523-3 [27] subclause 4.2.4.4.

##### 7.1.1.3 RTP/RTCP handling

The RTP/RTCP loopback mechanism specified in TS 36.523-3 [27] applies as baseline.

MCPTT test cases require SRTP (secure RTP) for their media stream, which means that the loopback mechanism needs to be enhanced: the RTP/RTCP packet in uplink needs to be decrypted with the Rx or uplink key, encrypted with the Tx or downlink key and then sent back to the UE.

TTCN controls the usage of security for SRTP/SRTCP and provides the necessary security parameters to the SS via the SRTP port. Once security has been configured by TTCN, the SS shall handle media plane encryption and decryption.

The SRTP system interface is defined in Annex C.

##### 7.1.1.4 Media Control handling

MCPTT requires that media control messages for floor control and pre-established session control according to TS 24.380 [10] are made available and handled in TTCN as structured messages.

TTCN uses the IP PTC to handle the UDP socket for Media Control messages: Encoded UDP datagrams are exchanged between the MCX IMS PTC and the IP PTC. The Client's port number is retrieved from the SDP signalling during connection establishment.

Media plane security is configured at the SRTP system port: The SS gets the information how to identify the UDP packets to be encrypted and decrypted together with the key material and the security policy parameters (see annex C).

##### 7.1.1.5 SS pseudo-algorithm

The following summarizes the requirements on the SS with regards to RTP / RTCP / Media Control handling within the SS:

- Uplink direction:
  - Upon reception of an SRTP/SRTCP packet, the SS shall extract the UDP payload and decrypt it using the RX crypto parameters of the respective connection.

In case of an RTP packet or an RTCP packet associated with the (RTP) media stream the SS shall apply the RTP/RTCP loopback as specified in clause 4.2.4.4 of TS 36.523-3 [27] with the following clarification:

The SS shall replace the SSRC in the SRTP/SRTCP packet (octets 8 to 11 for SRTP and octets 4 to 7 for

SRTCP, see IETF RFC 3711 [32] clauses 3.1 and 3.4) by the SSRC as configured at the SS for this connection.

The SS shall encrypt the packet using the crypto parameters configured for the connection.-

- For RTCP APP packets the generic mechanisms of the IP test model according to clause 4.2 of TS 36.523-3 [27] apply: A UDP socket is configured by TTCN with corresponding entry in the common IP routing table so that the UDP packets are routed to the IP PTC which routes them to the MCX IMS PTC via the UDPHANDLER/Media\_CTRL ports. Decoding of the media control messages is done in TTCN using TTCN-3's decvalue function.

- Downlink direction:

TTCN encodes media control messages using TTCN-3's encvalue function and sends the resulting datagram via the UDPHANDLER/Media\_CTRL ports to the IP PTC and from there to the UDP socket configured at the SS. The SS shall encrypt the packet as according to the SRTP configuration for the connection and send it to the remote end.-

## 7.2 MCX functional architecture

### 7.2.1 HTTP-Signalling

Figure 7.2.1-1 shows the functional architecture for HTTP-Signalling between the MCX-capable UE and different network entities as emulated by the test models.

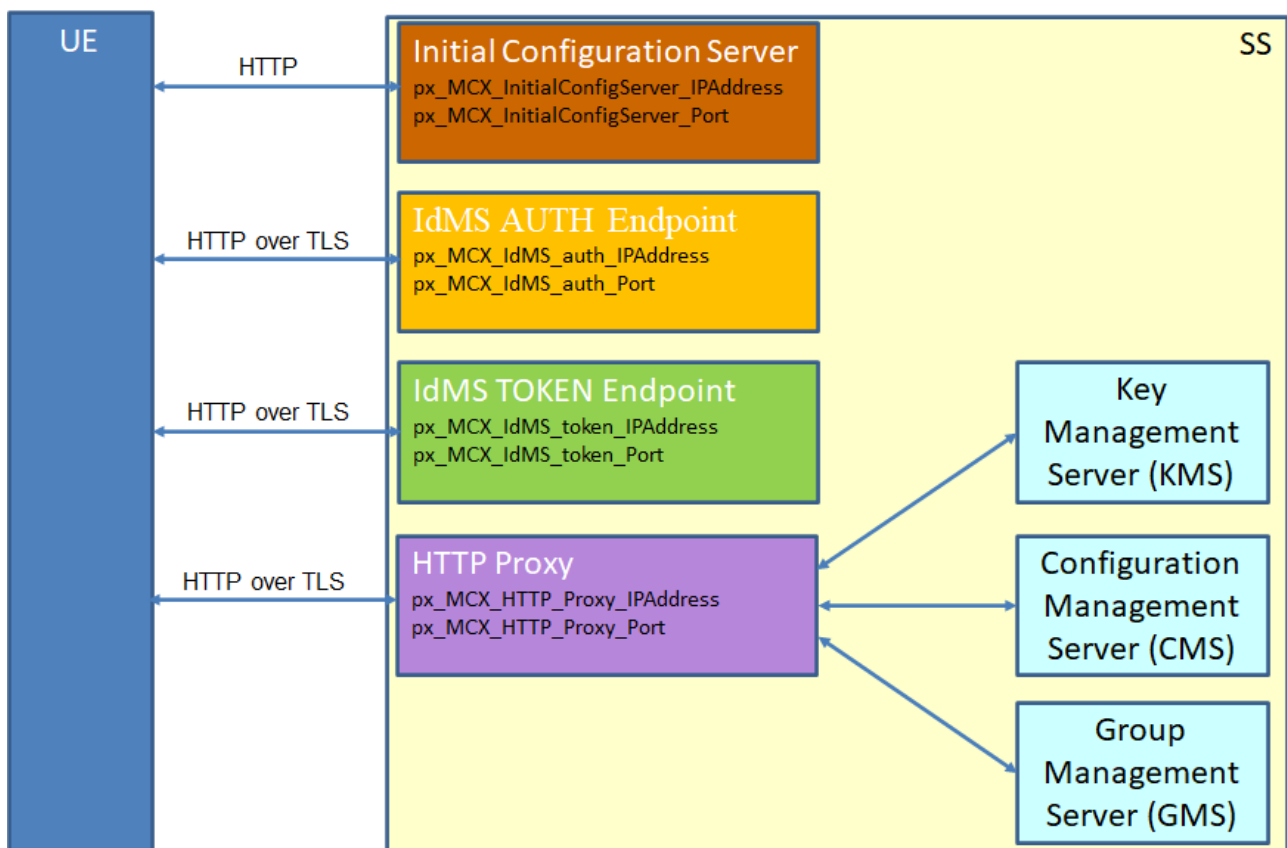


Figure 7.2.1-1: Functional architecture for HTTP-Signalling

The UE is expected to establish HTTP connections to the following entities:

- Initial Configuration Server:  
The UE gets configured with IP address (px\_MCX\_InitialConfigServer\_IPAddress) and port number



(px\_MCX\_InitialConfigServer\_Port) of the server from which it retrieves the MCS UE initial configuration document (TS 24.484 [14] clause 7.2).

It depends on UE implementation how the IP address and port are configured at the UE but the UE is expected to support this to be configured.

As there is no requirement by the core specs the HTTP connection is not security protected.

- IdMS AUTH Endpoint:  
The UE retrieves IP address (px\_MCX\_IdMS\_auth\_IPAddress) and port number (px\_MCX\_IdMS\_auth\_Port) from the MCS UE initial configuration document (TS 24.484 [14] clause 7.2).  
The connection shall be TLS protected.
- IdMS TOKEN Endpoint:  
The UE retrieves IP address (px\_MCX\_IdMS\_token\_IPAddress) and port number (px\_MCX\_IdMS\_token\_Port) from the MCS UE initial configuration document (TS 24.484 [14] clause 7.2).  
The connection shall be TLS protected.
- HTTP Proxy:  
The UE retrieves IP address (px\_MCX\_HTTP\_Proxy\_IPAddress) and port number (px\_MCX\_HTTP\_Proxy\_Port) from the MCS UE initial configuration document (TS 24.484 [14] clause 7.2).  
The connection shall be TLS protected.

Design considerations and working assumptions:

- Domain Name Server  
DNS is not needed for address resolution as in the URIs of the network entities in the MCS UE initial configuration document the IP address of the respective entity can be used as host name.
- Initial UE configuration  
The UE is able to retrieve the MCS UE initial configuration document (TS 24.484 [14] clause 7.2) via an HTTP connection to an Initial Configuration Server. Other means of initial configuration are out of scope for conformance testing.
- HTTP signalling between UE and KMS  
The UE is expected to support HTTP signalling with the KMS via the HTTP proxy using a transport key (TrK) according to TS 33.180 [43] clause 4.3.3 and clause 5.3.2.
- Use of TLS  
All HTTP traffic between the UE and the HTTP proxy and between the UE and the IdMS is protected using HTTPS (TS 33.180 [43] clause 5.1.3.1, clause 6.1.1 and B.12).  
NOTE: Even though NOTE 2 of TS 24.482 [12] clause 6.2.1 might be interpreted as if the HTTP signalling to the authorization endpoint may not be TLS secured, 33.180 [43] mandates TLS to be used.
- IP Addresses and port numbers  
IP addresses and port numbers of the network entities as shown in figure 7.2.1-1 are given as PIXIT (see clause 9). As only restriction the tuple {IP address, port number} needs to be unique for each entity, but there is no restriction no to use one and the same IP address for all entities as long as they use different port numbers.

## 7.2.2 SIP-Signalling

Figure 7.2.2-1 shows the functional architecture for SIP-Signalling between the MCX-capable UE and different network entities as emulated by the test model(s).

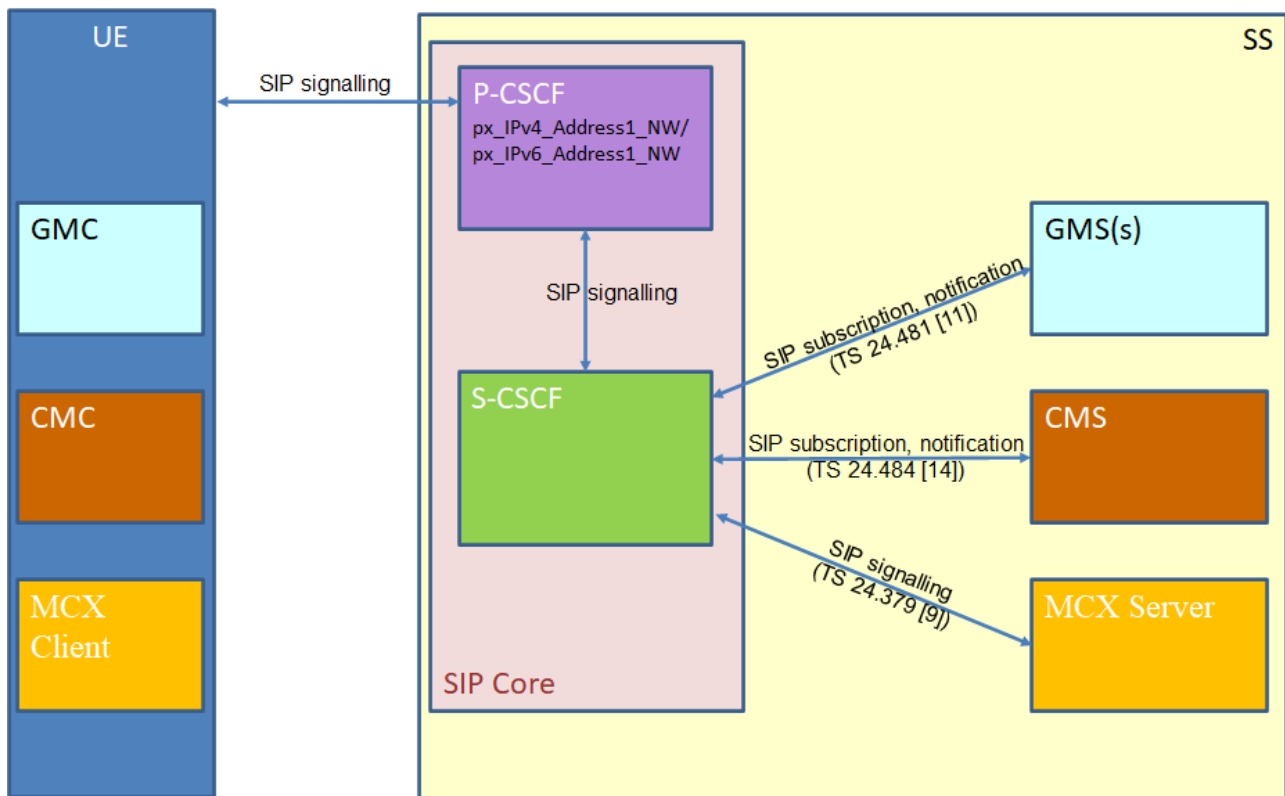


Figure 7.2.2-1: Functional architecture for SIP-Signalling

Regarding lower layer and IP signalling there are no differences compared to the IMS test model (TS 34.229-3 [28]).

The SIP signalling between the UE and the network entities is as specified in the test cases and according to common procedures and message content in TS 36.579-1 [2] with the following clarifications:

- Dialogs between the Group Management Client (GMC) and the Group Management Server (GMS)  
In general a GMC may subscribe to more than one GMS and TS 24.481 [11] shall be interpreted so that the GMC may even create more than one dialog with a single GMS.  
NOTE 1: In principle this applies for the Configuration Management Server too.  
NOTE 2: It is up to test case specification to deal with the possible scenarios and combinations of dialogs.
- Client Server Keys  
As not specified otherwise in the core specifications (TS 24.379 [9], TS 24.481 [11], TS 24.484 [14] and TS 33.180 [43]), there are no restriction for the UE regarding the CSK used in a dialog with the GMS(s), the CMS or the MCX server.  
⇒ In general for CSK upload the UE may create and use different CSKs for the different servers and even for one and the same server the UE may use different CSKs for different dialogs. Furthermore a CSK download by the MCX server affects the communication between the MCX client and the MCX server only but not the CSKs used in any existing or future dialogs with a GMS or CMS; i.e. when the UE creates a dialog with a GMS or CMS after CSK download, it may use the downloaded CSK or any other CSK.

## 8 Other SS requirements with TTCN-3 impact

### 8.1 Codec requirements

The requirements specified in TS 36.523-3 [27] clause 8.1 and TS 34.229-3 [28] clause 7 apply to the present document.

## 8.2 External function definitions

The external functions specified in TS 36.523-3 [27] clause 8.2 apply to the present document.

In addition there are the following MCX specific external functions:

TTCN-3 External Function		
<b>Name</b>	<b>fx_SAKKE_GeneratePublicKey</b>	
<b>Description</b>	Generate KMS public key (Z_T) for SAKKE (RFC 6508 [45] clause 2.2): $Z\_T := [z\_T]P$	
<b>Parameters</b>	p_MasterSecret	master secret z_T (octetstring)
	p_ParameterSet	parameter set to be used; 1 per default, indicating use of parameter set 1 as defined in appendix A of RFC 6509 [46]
<b>Return Value</b>	octetstring	

TTCN-3 External Function		
<b>Name</b>	<b>fx_SAKKE_GenerateRSK</b>	
<b>Description</b>	Generate receiver secret key (RSK) for SAKKE (RFC 6508 [45] clause 2.2): $RSK := [(a + z\_T)^{-1}]P$ with 'a' being the identifier (UID) corresponding to the receiver's URI	
<b>Parameters</b>	p_MasterSecret	master secret z_T (octetstring)
	p_Identifier	UID for a given URI (octetstring)
	p_ParameterSet	parameter set to be used; 1 per default, indicating use of parameter set 1 as defined in appendix A of RFC 6509 [46]
<b>Return Value</b>	octetstring	

TTCN-3 External Function		
<b>Name</b>	<b>fx_SAKKE_EncapsulateKey</b>	
<b>Description</b>	Generate encapsulated data for SAKKE exchange according to RFC 6508 [45]	
<b>Parameters</b>	p_SSV	Shared secret value (octetstring): Key to be exchanged; according to 33.180 [43] E.1.1: The GMK, PCK, CSK and MuSiK shall be 16 octets in length
	p_SakkePublicKey	SAKKE public key (octetstring) generated with fx_SAKKE_GeneratePublicKey
	p_UID	UID (octetstring) generated for the receiving entity's URI (in general the same URI as in IDRr payload of the MIKEY message carrying the encapsulated data)
	p_ParameterSet	parameter set to be used; 1 per default, indicating use of parameter set 1 as defined in appendix A of RFC 6509 [46]
<b>Return Value</b>	octetstring	

TTCN-3 External Function		
<b>Name</b>	<b>fx_SAKKE_ExtractKey</b>	
<b>Description</b>	Extract and validate 16 octet key from the encapsulated date for SAKKE exchange according to RFC 6508 [45] clause 6.2.2: if validation fails (TEST does not equal R_(b,S)) then omit shall be returned	
<b>Parameters</b>	p_EncapsulatedData	encapsulated data (octetstring) as received in the SAKKE payload of a MIKEY message
	p_SakkeRSK	receiver secret key (RSK) for SAKKE (octetstring)
	p_SakkePublicKey	SAKKE public key (octetstring) generated with fx_SAKKE_GeneratePublicKey
	p_UID	UID (octetstring) generated for the receiving entity's URI (should be the same URI as in IDRr payload of the MIKEY message carrying the encapsulated data)
	p_ParameterSet	parameter set to be used; 1 per default, indicating use of parameter set 1 as defined in appendix A of RFC 6509 [46]
<b>Return Value</b>	template (omit) octetstring (16 octets if the key valid, omit otherwise)	

TTCN-3 External Function	
<b>Name</b>	<b>fx_ECCSI_GenerateKPAK</b>
<b>Description</b>	Generate KMS Public Authentication Key (KPAK) for ECCSI (RFC 6507 [44] clause 4.2): KPAK := [KSAK]G  The P-256 elliptic curve, base point and SHA-256 function as according to RFC 6509 [46] clause 2.1.1 shall be used.
<b>Parameters</b>	p_KSAK      KMS Secret Authentication Key (KSAK): random secret non-zero integer modulo q (octetstring)
<b>Return Value</b>	octetstring

TTCN-3 External Function	
<b>Name</b>	<b>fx_ECCSI_GenerateSskPvtPair</b>
<b>Description</b>	Generate (SSK,PVT) Pair according to clause 5.1.1 of RFC 6507 [44]; if either the SSK or HS is zero modulo q (step 5 of the algorithm), the function shall return omit  The P-256 elliptic curve, base point and SHA-256 function as according to RFC 6509 [46] clause 2.1.1 shall be used.
<b>Parameters</b>	p_UID      User ID (octetstring) p_KSAK      KMS Secret Authentication Key (KSAK) (octetstring) p_KPAK      KMS Public Authentication Key (KPAK) (octetstring) p_EphemeralValue      random (ephemeral) non-zero integer value v according to RFC 6507 [44] clause 5.1.1
<b>Return Value</b>	template (omit) type record ECCSI_SskPvtPair_Type { octetstring SSK, octetstring PVT }

TTCN-3 External Function	
<b>Name</b>	<b>fx_ECCSI_SignMessage</b>
<b>Description</b>	Sign a message according to RFC 6507 [44] clause 5.2.1: return signature of the message or omit if $HE + r * SSK$ is non-zero modulo q (step 4 of the algorithm)  The P-256 elliptic curve, base point and SHA-256 function as according to RFC 6509 [46] clause 2.1.1 shall be used.
<b>Parameters</b>	p_Message      Message to be signed (octetstring) p_KPAK      KMS Public Authentication Key (KPAK) (octetstring) p_UID      Signer's User ID (octetstring) p_SSK      Secret Signing Key (octetstring) p_PVT      Public Validation Token (octetstring) p_EphemeralValue      random (ephemeral) non-zero integer value j according to RFC 6507 [44] clause 5.2.1
<b>Return Value</b>	template (omit) octetstring

TTCN-3 External Function	
<b>Name</b>	<b>fx_ECCSI_VerifySignature</b>
<b>Description</b>	Verify a signature according to RFC 6507 [44] clause 5.2.2: return true, when the signature is valid, false otherwise  The P-256 elliptic curve, base point and SHA-256 function as according to RFC 6509 [46] clause 2.1.1 shall be used.
<b>Parameters</b>	p_Message      Message (octetstring) p_Signature      Message's signature (octetstring) p_KPAK      KMS Public Authentication Key (KPAK) (octetstring) p_UID      Signer's User ID (octetstring)
<b>Return Value</b>	boolean

TTCN-3 External Function		
<b>Name</b>	<b>fx_XML_Encrypt</b>	
<b>Description</b>	Encrypt data NOTE: the function is defined similar to openssl_encrypt and in principle it is independent from XML; nevertheless it is used for XML encryption in context of MCX	
<b>Parameters</b>	p_Data	(octetstring)
	p_Method	type enumerated XML_EncryptionMethod_Type { AES_128_GCM, // AES-GCM according to clause 5.2.4 of // <a href="https://www.w3.org/TR/xmlenc-core1/">https://www.w3.org/TR/xmlenc-core1/</a> [41] // with 96 bit Initialization Vector and //128 bit Authentication Tag AES_256_KEY_WRAP // according to RFC 3394 [47] }
	p_Key	key for encryption (bitstring)
	p_IV	initial vector (octetstring)
<b>Return Value</b>	octetstring In case of an authenticated encryption mechanism (e.g. AES_128_GCM) the Authentication Tag is added at the end of the encrypted data.	

TTCN-3 External Function		
<b>Name</b>	<b>fx_XML_Decrypt</b>	
<b>Description</b>	Decrypt data	
<b>Parameters</b>	p_Data	In case of an authenticated encryption mechanism (e.g. AES_128_GCM) the input data is the concatenation of the encrypted data and Authentication Tag (octetstring)
	p_Method	type enumerated XML_EncryptionMethod_Type { AES_128_GCM, // AES-GCM according to clause 5.2.4 of // <a href="https://www.w3.org/TR/xmlenc-core1/">https://www.w3.org/TR/xmlenc-core1/</a> [41] // with 96 bit Initialization Vector and //128 bit Authentication Tag AES_256_KEY_WRAP // according to RFC 3394 [47] }
	p_Key	key for encryption (bitstring)
	p_IV	initial vector (octetstring)
<b>Return Value</b>	octetstring	

TTCN-3 External Function		
<b>Name</b>	<b>fx_MCX_XML_AddEnvelopedSignature</b>	
<b>Description</b>	Add XML signature to the given XML document and return resulting XML document; according to W3C: "XML Signature Syntax and Processing (Second Edition)" [48]:  1. The given document has a Signature element with the name of the key to be used to sign the Signature's SignedInfo  2. Elements(s) to be signed: For elements which are addressed by a reference URI in the Signature's SignedInfo the DigestValue shall be generated and added to the corresponding Reference element of the Signature's SignedInfo  3. The SignedInfo shall be signed by generating the hash for the Signature's SignedInfo using the given key; this hash value shall be added to the Signature's SignatureValue.	
<b>Parameters</b>	p_XmlDocument	XML document (charstring) to be signed; the document contains all information to get signed with the given key: - id(s) for the object(s) to be signed (e.g. KMS response) - SignedInfo with reference(s) to objects to be signed within the document ("same-document" reference(s) according to RFC 3986 [53] clause 4.4), DigestAlgorithm, empty DigestValue
	p_Key	Key corresponding to the KeyName in the Signature's KeyInfo element (bitstring)
<b>Return Value</b>	universal charstring containing the document with all DigestValues and the signature of the SignedInfo	

TTCN-3 External Function							
<b>Name</b>	<b>fx_MCX_XML_CreateDetachedSignature</b>						
<b>Description</b>	Create XML signature for the given XML document and return resulting (encoded) XML signature (detached signature); according to TS 33.180 [43] clause 9.3.5, TS 24.379 [9] clause 6.6.3.1 and W3C: "XML Signature Syntax and Processing (Second Edition)" [48]: p_SignatureInfo contains the parameters needed to create the signature and to sign the document; the whole document gets signed irrespective of the Reference URI						
<b>Parameters</b>	<table border="1"> <tr> <td>p_XmlDocument</td> <td>XML document to be signed</td> </tr> <tr> <td>p_XmldsigDocument</td> <td>XML xmldsig document with signature element containing all information to sign the document (p_XmlDocument)</td> </tr> <tr> <td>p_Key</td> <td>Key corresponding to the KeyName in the Signature's KeyInfo element</td> </tr> </table>	p_XmlDocument	XML document to be signed	p_XmldsigDocument	XML xmldsig document with signature element containing all information to sign the document (p_XmlDocument)	p_Key	Key corresponding to the KeyName in the Signature's KeyInfo element
p_XmlDocument	XML document to be signed						
p_XmldsigDocument	XML xmldsig document with signature element containing all information to sign the document (p_XmlDocument)						
p_Key	Key corresponding to the KeyName in the Signature's KeyInfo element						
<b>Return Value</b>	universal charstring XML xmldsig document with DigestValue and SignatureValue added to p_XmldsigDocument						

TTCN-3 External Function					
<b>Name</b>	<b>fx_XML_GetElementContent</b>				
<b>Description</b>	Return content of the node in an XML tree or XML branch as pointed at by the xpath expression				
<b>Parameters</b>	<table border="1"> <tr> <td>p_XmlBranch</td> <td>XML tree (including the root element) or branch of an XML tree</td> </tr> <tr> <td>p_XpathExpression</td> <td>XCAP expression according to <a href="https://www.w3.org/TR/1999/REC-xpath-19991116/">https://www.w3.org/TR/1999/REC-xpath-19991116/</a></td> </tr> </table>	p_XmlBranch	XML tree (including the root element) or branch of an XML tree	p_XpathExpression	XCAP expression according to <a href="https://www.w3.org/TR/1999/REC-xpath-19991116/">https://www.w3.org/TR/1999/REC-xpath-19991116/</a>
p_XmlBranch	XML tree (including the root element) or branch of an XML tree				
p_XpathExpression	XCAP expression according to <a href="https://www.w3.org/TR/1999/REC-xpath-19991116/">https://www.w3.org/TR/1999/REC-xpath-19991116/</a>				
<b>Return Value</b>	universal charstring string containing the content of the element or empty string if p_XpathExpression does not address an existing element of the given XML branch NOTE: if the element may be empty, it may be necessary to check existence of the element with fx_XML_GetElement first				

TTCN-3 External Function							
<b>Name</b>	<b>fx_XML_SetElementContent</b>						
<b>Description</b>	Return XML tree or XML branch with replaced content of the node pointed at by the xpath expression						
<b>Parameters</b>	<table border="1"> <tr> <td>p_XmlBranch</td> <td>XML tree (including the root element) or branch of an XML tree</td> </tr> <tr> <td>p_XpathExpression</td> <td>XCAP expression according to <a href="https://www.w3.org/TR/1999/REC-xpath-19991116/">https://www.w3.org/TR/1999/REC-xpath-19991116/</a></td> </tr> <tr> <td>p_NewContent</td> <td>new content for the given node</td> </tr> </table>	p_XmlBranch	XML tree (including the root element) or branch of an XML tree	p_XpathExpression	XCAP expression according to <a href="https://www.w3.org/TR/1999/REC-xpath-19991116/">https://www.w3.org/TR/1999/REC-xpath-19991116/</a>	p_NewContent	new content for the given node
p_XmlBranch	XML tree (including the root element) or branch of an XML tree						
p_XpathExpression	XCAP expression according to <a href="https://www.w3.org/TR/1999/REC-xpath-19991116/">https://www.w3.org/TR/1999/REC-xpath-19991116/</a>						
p_NewContent	new content for the given node						
<b>Return Value</b>	universal charstring modified XML tree or XML branch						

TTCN-3 External Function					
<b>Name</b>	<b>fx_SHA_2</b>				
<b>Description</b>	Generic SHA-2 function				
<b>Parameters</b>	<table border="1"> <tr> <td>p_Function</td> <td>type enumerated HASH_Function_Type { SHA_256 // may be extended e.g SHA_224 etc. }</td> </tr> <tr> <td>p_Data</td> <td>data (octetstring)</td> </tr> </table>	p_Function	type enumerated HASH_Function_Type { SHA_256 // may be extended e.g SHA_224 etc. }	p_Data	data (octetstring)
p_Function	type enumerated HASH_Function_Type { SHA_256 // may be extended e.g SHA_224 etc. }				
p_Data	data (octetstring)				
<b>Return Value</b>	octetstring (representing 256 bits for SHA-256, 224 bits for SHA-224, ...)				

TTCN-3 External Function							
<b>Name</b>	<b>fx_JWK_Signature</b>						
<b>Description</b>	Generate JWK signature according to RFC 7515 [49]						
<b>Parameters</b>	<table border="1"> <tr> <td>p_String</td> <td>string for which the signature shall be generated (charstring)</td> </tr> <tr> <td>p_Algorithm</td> <td>algorithm to generate the hash:  type enumerated JWK_HashAlgorithm_Type { // RFC 7515 [49] HS256, // HMAC SHA-256 RS256 // RSASSA-PKCS1-v1_5 SHA-256 }</td> </tr> <tr> <td>p_Key</td> <td>key (octetstring)</td> </tr> </table>	p_String	string for which the signature shall be generated (charstring)	p_Algorithm	algorithm to generate the hash:  type enumerated JWK_HashAlgorithm_Type { // RFC 7515 [49] HS256, // HMAC SHA-256 RS256 // RSASSA-PKCS1-v1_5 SHA-256 }	p_Key	key (octetstring)
p_String	string for which the signature shall be generated (charstring)						
p_Algorithm	algorithm to generate the hash:  type enumerated JWK_HashAlgorithm_Type { // RFC 7515 [49] HS256, // HMAC SHA-256 RS256 // RSASSA-PKCS1-v1_5 SHA-256 }						
p_Key	key (octetstring)						
<b>Return Value</b>	charstring (base64url encoded signature according to RFC 7515 [49])						

TTCN-3 External Function		
<b>Name</b>	fx_XML_Log	
<b>Description</b>	Log function for (unencrypted) XML documents	
<b>Parameters</b>	p_FileName	TTCN module from where the function is called
	p_LineNo	Line number from where the function is called
	p_UplinkDownlink	XML document has been received (UPLINK) or will be sent (DOWNLINK)
	p_XmlDocument	XML document

---

## 9 IXIT Proforma

### 9.1 General

This partial IXIT proforma contained in the present document is provided for completion, when the related Abstract Test Suite is to be used against the Implementation Under Test (IUT).

Text in italics is a comment for guidance for the production of an IXIT, and is not to be included in the actual IXIT.

The completed partial IXIT will normally be used in conjunction with the completed ICS, as it adds precision to the information provided by the ICS.

## 9.2 MCX

### 9.2.1 MCX Client PIXIT

**Table 9.2.1-1: MCX Client Common PIXIT**



Parameter Name	Parameter Type	Default Value	Supported Values	Description
<b>Client relevant IXIT</b>				
px_MCPTT_Client_B_ID	charstring	"urn:uuid:cdcd34fb-c2f1-4488-a03a-6b5a5d360c47"		MCPTT client ID for a remote user: As defined in TS 24.379 [9] clause 4.10 it is a UUID URN according to RFC 4122 [62], i.e. has the format "urn:uuid:XXXXXXXX-YYYY-ZZZZ-yyyy-zzzzzzzzzzzz"
<b>Users relevant IXIT</b>				
px_MCPTT_ID_User_A	charstring	"mcptt-user-A-id@mcptt-op.gov"	NOTE 1	MCPTT user identity (MCPTT ID) which is a globally unique identifier within the MCPTT service that represents the MCPTT user. Ref. TS 24.483 [13].
px_MCVideo_ID_User_A	charstring		NOTE 1	MCVideo user identity (MCVideo ID) which is a globally unique identifier within the MCVideo service that represents the MCVideo user. Ref. TS 24.483 [13].
px_MCDData_ID_User_A	charstring		NOTE 1	MCDData user identity (MCDData ID) which is a globally unique identifier within the MCDData service that represents the MCDData user. Ref. TS 24.483 [13].
px_MCPTT_User_A_Profile_Name	charstring	"mcptt-user-A-Profile-Name"		Profile name for the MCPTT user. Ref. TS 24.483 [13].
px_MCPTT_User_A_Alias	charstring	"mcptt-user-A-alias"		Alphanumeric alias of MCPTT user. Ref. TS 24.483 [13].
px_MCPTT_ID_FA_A	charstring	"mcptt-FA-A-id@mcptt-op.gov"		The value is a "uri" attribute. TS 24.483 [13] clause 5.2.48W6
px_MCPTT_User_A_Participant Type	charstring	"first responder"		Participant type of the MCPTT user. Ref. TS 24.483 [13].
px_MCX_DomainName_Organization_A	charstring	"mcptt-op.gov"		Domain name of the organization the user belongs to.
px_MCX_User_A_username	charstring	"MCPTT#U01"		UE's User username used for user authentication
px_MCX_User_A_password	charstring	"psw@MCPTT&7"		UE's User password used for user authentication
px_MCPTT_TokenRsaPrivateKey	octetstring			Private key being used to create signature for ID and Access Token
px_MCPTT_UserDecryptKey_name	charstring	"tk.12.userA_decrypt@mcptt-op.gov"		Name of the key being used to cipher the SAKKE "Receiver Secret Key". in the KMS Key Set.
px_MCPTT_UserDecryptKey_value	bitstring			Value of the key being used to cipher the SAKKE "Receiver Secret Key" in the KMS Key Set
px_MCPTT_UserSigningKeySSK_name	charstring	"tk.12.userA_sign@mcptt-op.gov"		Name of the key being used to cipher the ECCSI private Key, "SSK". in the KMS Key Set
px_MCPTT_UserSigningKeySSK_value	bitstring			Value of the key being used to cipher the ECCSI private Key, "SSK", in the KMS Key Set
px_MCPTT_UserPubTokenPVT_name	charstring	"tk.12.userA_pub@mcptt-op.gov"		Name of the key being used to cipher the ECCSI public validation token, "PVT". in the KMS Key Set
px_MCPTT_UserPubTokenPVT_value	bitstring			Value of the key being used to cipher the ECCSI public validation token, "PVT", in the KMS Key Set

Parameter Name	Parameter Type	Default Value	Supported Values	Description
px_MCPTT_SigningKey_name	charstring	"tk.12.userA_signing@mcptt-op.gov"		Name of the key being used to sign the kmsResponse carrying the key set
px_MCPTT_SigningKey_value	bitstring			Value of the key being used to sign the kmsResponse carrying the key set
px_MCX_TrK	bitstring			Transport key for XML confidentiality and between the KMS and the MC KM client according to TS 33.180 [43] clause 9.3.3.
px_MCX_TrK_ID	B32_Type			Transport key ID for XML confidentiality and between the KMS and the MC KM client according to TS 33.180 [43] clause 9.3.3.
px_MCX_InK	bitstring			Integrity protection key for XML confidentiality and between the KMS and the MC KM client according to TS 33.180 [43] clause 9.3.3.
px_MCX_InK_ID	B32_Type			Integrity protection key ID for XML confidentiality and between the KMS and the MC KM client according to TS 33.180 [43] clause 9.3.3.
px_MCPTT_ID_User_B	charstring	"mcptt-user-B-id@mcptt-op.gov"		MCPTT user identity (MCPTT ID) which is a globally unique identifier within the MCPTT service that represents the MCPTT user. Ref. TS 24.483 [13].
px_MCPTT_User_B_Profile_Name	charstring	"mcptt-user-B-Profile-Name"		Profile name for the MCPTT user. Ref. TS 24.483 [13].
px_MCPTT_User_B_Alias	charstring	"mcptt-user-B-alias"		Alphanumeric alias of MCPTT user. Ref. TS 24.483 [13].
px_MCPTT_User_B_Participant Type	charstring	"first responder"		Participant type of the MCPTT user. Ref. TS 24.483 [13].
px_MCPTT_ID_User_C	charstring	"mcptt-user-C-id@mcptt-op.gov"		MCPTT user identity (MCPTT ID) which is a globally unique identifier within the MCPTT service that represents the MCPTT user. Ref. TS 24.483 [13].
px_MCPTT_User_C_Profile_Name	charstring	"mcptt-user-C-Profile-Name"		Profile name for the MCPTT user. Ref. TS 24.483 [13].
px_MCPTT_User_C_Alias	charstring	"mcptt-user-C-alias"		Alphanumeric alias of MCPTT user. Ref. TS 24.483 [13].
px_MCPTT_User_C_Participant Type	charstring	"first responder"		Participant type of the MCPTT user. Ref. TS 24.483 [13].
px_MCX_SIP_PublicUserId_A_1	charstring			(First) public user id of the SIP subscriber (user A) as stored in the HSS and on the ISIM, if the UE has an ISIM; the parameter shall be a SIP URI
px_MCX_SIP_PrivateUserId_A	charstring			Private user id of the SIP subscriber (user A) as stored in the HSS and on the ISIM, if the UE has an ISIM
px_MCX_SIP_HomeDomain_A	charstring			Home domain name of the SIP subscriber (user A) as stored in the HSS and on the ISIM, if the UE has an ISIM

Parameter Name	Parameter Type	Default Value	Supported Values	Description
px_MCX_SIP_RegistrationWithTemporaryIdentities	boolean			If true the UE shall derive the public user id, private user id and home domain name from the IMSI for SIP registration
<b>Groups relevant IXIT</b>				
px_MCPTT_Group_A_ID	charstring	"mcptt-group-A@mcptt-op.gov"		Group ID for a group. Value is an "uri" attribute specified in OMA OMA-TS-XDM_Group-V1_1 that indicates the group id. Ref. TS 24.483 [13].
px_MCPTT_Group_A_Name	charstring	"mcptt-group-A-name"		A human readable Group name for the group
px_MCPTT_Group_A_Owner_Organization	charstring	"mcptt-op.gov"		Indicates the group's owner organization the group belongs to. Ref. TS 24.483 [13].
px_MCPTT_Group_A_preferred_VCodec	charstring	"AMR-WB"		Preferred voice codec for the group (a RTP payload). MCPTT clients shall support the AMR-WB codec. RFC 4566 [25] TS 26.171 [26]
px_MCPTT_Group_B_ID	charstring	"mcptt-group-B@mcptt-op.gov"		Group ID for a group. Value is an "uri" attribute specified in OMA OMA-TS-XDM_Group-V1_1 that indicates the group id. Ref. TS 24.483 [13].
px_MCPTT_Group_B_Name	charstring	"mcptt-group-B-name"		A human readable Group name for the group
px_MCPTT_Group_B_Owner_Organization	charstring	"mcptt-op.gov"		Indicates the group's owner organization the group belongs to. Ref. TS 24.483 [13].
px_MCPTT_Group_B_preferred_VCodec	charstring	"AMR-WB"		Preferred voice codec for the group (a RTP payload). MCPTT clients shall support the AMR-WB codec. RFC 4566 [25] TS 26.171 [26]
px_MCPTT_Group_C_ID	charstring	"mcptt-group-C@mcptt-op.gov"		Group ID for a group. Value is an "uri" attribute specified in OMA OMA-TS-XDM_Group-V1_1 that indicates the group id. Ref. TS 24.483 [13].
px_MCPTT_Group_C_Name	charstring	"mcptt-group-C-name"		A human readable Group name for the group
px_MCPTT_Group_C_Owner_Organization	charstring	"mcptt-op.gov"		Indicates the group's owner organization the group belongs to. Ref. TS 24.483 [13].
px_MCPTT_Group_C_preferred_VCodec	charstring	"AMR-WB"		Preferred voice codec for the group (a RTP payload). MCPTT clients shall support the AMR-WB codec. RFC 4566 [25] TS 26.171 [26]
px_MCPTT_Group_D_ID	charstring	"mcptt-group-D@mcptt-op.gov"		Group ID for a group. Value is an "uri" attribute specified in OMA OMA-TS-XDM_Group-V1_1 that indicates the group id. Ref. TS 24.483 [13].
px_MCPTT_Group_D_Name	charstring	"mcptt-group-D-name"		A human readable Group name for the group
px_MCPTT_Group_D_Owner_Organization	charstring	"mcptt-op.gov"		Indicates the group's owner organization the group belongs to. Ref. TS 24.483 [13].

Parameter Name	Parameter Type	Default Value	Supported Values	Description
px_MCPTT_Group_D_preferred_VCodec	charstring	"AMR-WB"		Preferred voice codec for the group (a RTP payload). MCPTT clients shall support the AMR-WB codec. RFC 4566 [25] TS 26.171 [26]
px_MCPTT_Group_T_ID	charstring	"mcptt-group-T@mcptt-op.gov"		Group ID for a temporary group. Value is an "uri" attribute specified in OMA OMA-TS-XDM_Group-V1_1 that indicates the group id. Ref. TS 24.483 [13].
px_MCPTT_Group_T_Name	charstring	"mcptt-group-T-name"		A human readable Group name for the group
px_MCPTT_Group_T_Owner_Organization	charstring	"mcptt-op.gov"		Indicates the group's owner organization the group belongs to. Ref. TS 24.483 [13].
px_MCPTT_Group_T_preferred_VCodec	charstring	"AMR-WB"		Preferred voice codec for the group (a RTP payload). MCPTT clients shall support the AMR-WB codec. RFC 4566 [25] TS 26.171 [26]
<b>Miscellaneous IXIT</b>				
px_MCPTT_CertUri	charstring	"cert1.mcptt-op.gov"		The URI of the Certificate (this object). Ref. TS 33.179 [15]
px_MCPTT_IP_ConnectionAddressAll	charstring	"0.0.0.0"		The unicast IP address
px_MCPTT_IP_ConnectionAddressAudio	charstring	"0.0.0.0"		The media=audio plane control channel IP address. NOTE: Can be the same as the unicast IP address.
px_MCPTT_IP_ConnectionAddressApp	charstring	"0.0.0.0"		The media=application plane control channel IP address. NOTE: Can be the same as the unicast IP address.
px_MCPTT_ALL_APN	charstring	"mcptt-apn"		A single APN which the UE shall use to access each and all MCPTT relevant services including the MCPTT SIP-1 reference point, the MC common core services for the HTTP-1 reference point and the MC identity management service for the CSC-1 reference point. The APN is provided in the initial UE configuration as specified in TS 36.579-1 [2] Table 5.5.8.1-1.
px_MCX_InitialRegistration_TypeOfPDN1	MCX_Registration_PDN_Type	mcx	ims, internet, mcx	First PDN registered during initial registration (either 'ims' or 'internet' or 'mcx'; 'none' is not applicable as first PDN)
px_MCX_InitialRegistration_TypeOfPDN2	MCX_Registration_PDN_Type	none	ims, internet, mcx, none	Second PDN registered during initial registration; in addition to 'ims' or 'internet' or 'mcx' it may be 'none' to indicate that there is no second PDN connectivity requested by the UE during initial registration
px_MCX_InitialRegistration_TypeOfPDN3	MCX_Registration_PDN_Type	none	ims, internet, mcx, none	Third PDN registered during initial registration; in addition to 'ims' or 'internet' or 'mcx' it may be 'none' to indicate that there is no third PDN connectivity requested by the UE during initial registration

Parameter Name	Parameter Type	Default Value	Supported Values	Description
NOTE 1: According to TS 23.280 [54] clause 8.1.2 a MC service ID shall be a URI; nevertheless in context of this specification only URIs consisting of userinfo, host and path elements (see RFC 3986 [53]) are supported. <i>Editor's note: A similar note may need to be added to other PIXITs too</i>				

## 9.2.2 MCX Server PIXIT

**Table 9.2.2-1: MCX Server Common PIXIT**

Parameter Name	Parameter Type	Default Value	Supported Values	Description
px_MCPTT_PCSCF_A_URI	charstring	"mcptt-p-cscf-A@mcptt-op.gov"		The URI of the P-CSCF simulated by the SS.
px_MCPTT_GroupCreationXUI	charstring	"mcptt-gms@mcptt-op.gov"		Indicates the group creation XUI information for creation of groups. Ref. TS 23.003 [21].
px_MCPTT_GroupConfigDoc_URI	charstring	"xcap.mcptt-op.gov/group_config.xml"		Points to the group configuration document. Ref. TS 24.481 [11].
px_MCPTT_IDMSAuthEndpoint	charstring	"IDMSAuthEndpoint.mcptt-op.gov"		Identity management server authorisation endpoint identity information. Ref. TS 23.003 [21]. <b>Editor's note: To be removed when not used in 36.579-1 anymore</b>
px_MCPTT_IDMSTokenEndpoint	charstring	"IDMSTokenEndpoint.mcptt-op.gov"		Identity management server token endpoint identity information. Ref. TS 23.003 [21]. <b>Editor's note: To be removed when not used in 36.579-1 anymore</b>
px_MCPTT_GMS	charstring	"mcptt-gms.mcptt-op.gov"		Indicates the group management server identity information. Ref. TS 23.003 [21]. <b>Editor's note: To be removed when not used in 36.579-1 anymore</b>
px_MCPTT_CMS	charstring	"mcptt-cms.mcptt-op.gov"		Indicates the configuration management server identity information. Ref. TS 23.003 [21]. <b>Editor's note: To be removed when not used in 36.579-1 anymore</b>
px_MCPTT_KMS	charstring	"kms.mcptt-op.gov"		Indicates the key management server identity information. Ref. TS 23.003 [21]. <b>Editor's note: To be removed when not used in 36.579-1 anymore</b>
px_MCPTT_IdM_Server_URI	charstring	"IdM.server.com:9031"		Request-URI (AUID) for HTTP GET (IdM server) <b>Editor's note: To be removed when not used in 36.579-1 anymore</b>
px_MCPTT_XCAP_UE_Config_URI	charstring	"xcap.org.3gpp.mcptt.ue-config"		Request-URI (AUID) for HTTP GET (UE configuration)
px_MCPTT_XCAP_User_Profile_URI	charstring	"xcap.org.3gpp.mcptt.user-profile"		Request-URI (AUID) for HTTP GET (User Profile)
px_MCPTT_XCAP_Service_Config_URI	charstring	"xcap.org.3gpp.mcptt.service-config"		Request-URI (AUID) for HTTP GET (Service Configuration)
px_MCPTT_XCAP_Group_Config_URI	charstring	"xcap.org.3gpp.mcptt.group-config"		Request-URI (AUID) for HTTP GET (Group Configuration)
px_MCPTT_User_XUI_URI	charstring			"XUI-URI" attribute of the user profile document
px_MCX_IdMS_auth_IPAddress	charstring			IPv4/IPv6 address of the IdMS authorization endpoint
px_MCX_IdMS_auth_Port	integer			Port number of the IdMS authorization endpoint
px_MCX_IdMS_auth_Certificate	charstring			Identifier or file name of the certificate to be used during establishment of the TLS tunnel to the IdMS authorization endpoint
px_MCX_IdMS_token_IPAddresses	charstring			IPv4/IPv6 address of the IdMS token endpoint
px_MCX_IdMS_token_Port	integer			Port number of the IdMS token endpoint

Parameter Name	Parameter Type	Default Value	Supported Values	Description
px_MCX_IdMS_token_Certificate	charstring			Identifier or file name of the certificate to be used during establishment of the TLS tunnel to the IdMS token endpoint
px_MCX_HTTP_Proxy_IPAddress	charstring			IPv4/IPv6 address of the HTTP proxy
px_MCX_HTTP_Proxy_Port	integer			Port number of the HTTP proxy
px_MCX_HTTP_Proxy_Certificate	charstring			Identifier or file name of the certificate to be used during establishment of the TLS tunnel to the HTTP proxy
px_MCX_InitialConfigServer_IPAddress	charstring			IPv4/IPv6 address of the server optionally being used to download the Initial UE Configuration document
px_MCX_InitialConfigServer_Port	integer			Port number of the server optionally being used to download the Initial UE Configuration document
px_MCX_InitialConfigServer_URIPath	charstring	"/cms/initial-ue-config"		URI Path component: Absolute path used for HTTP requests addressing a server to download the UE initial configuration document
px_MCX_TLS_CipherSuite	TLS_CIPHER_Type	TLS_RSA_WITH_NULL_SHA		Cipher suite to be used for TLS connections
px_MCX_OAuth_ClientId_A	charstring			Client ID of the UE's MCX application as used in OAuth signalling with the IdMS
px_MCX_OAuth_RedirectURI_A	charstring			Redirect URI used by the UE implementation (user agent, MCX client and OS) to redirect the OAuth authentication response to the MCX client application

### 9.2.3 MCX Constant PIXIT Definitions

Several parameters for MCX conformance testing can be defined as constants as they are neither preconfigured at the UE nor at the SS. Table 9.2.3-1 lists these constants.



**Table 9.2.3-1: MCX Constant PIXIT Definitions**

Constant Name	Constant Type	Value	Description
tsc_MCX_KMS_Hostname	charstring	"kms." & px_MCX_DomainName_Organization_A	FQDN of the KMS; used in initial UE configuration as domain name for the 'kms' URI in the App-Server-Info.
tsc_MCX_CMS_Hostname	charstring	"cms." & px_MCX_DomainName_Organization_A	FQDN of the CMS; used in initial UE configuration as domain name for the 'cms' URI in the App-Server-Info.
tsc_MCX_GMS_Hostname	charstring	"gms." & px_MCX_DomainName_Organization_A	FQDN of the GMS; used in initial UE configuration as domain name for the 'gms' URI in the App-Server-Info.
tsc_MCX_KMS_CertUri	charstring	"certificate1." & tsc_MCX_KMS_Hostname	Name of the KMS certificate sent to the UE during MCX user authentication
tsc_MCX_IdMS_auth_UriPath	charstring	"/idms/auth"	URI path to address the IdMS authorization endpoint
tsc_MCX_IdMS_token_UriPath	charstring	"/idms/token"	URI path to address the IdMS token endpoint
tsc_MCX_IdMS_userauth_UriPath	charstring	"/idms/userauth"	relative URI at IdMS used for user authentication
tsc_MCX_KMS_init_UriPath	charstring	"/keymanagement/identity/v1/init"	Request-URI for "KMS Initialize" request according to TS 33.180 [43] D.2.3
tsc_MCX_KMS_keyprov_UriPath	charstring	"/keymanagement/identity/v1/keyprov"	Request-URI for "KMS KeyProvision" request according to TS 33.180 [43] D.2.4
tsc_MCX_KMS_ClientReqUrl_init	charstring	"https://" & tsc_MCX_KMS_Hostname & tsc_MCX_KMS_init_UriPath	used as <ClientReqUrl> entry in the KMS Key Set
tsc_MCX_KMS_ClientReqUrl	charstring	"https://" & tsc_MCX_KMS_Hostname & tsc_MCX_KMS_keyprov_UriPath	used as <ClientReqUrl> entry in the KMS Key Set
tsc_MCX_GMSURI	charstring	"subscription-proxy." & tsc_MCX_GMS_Hostname	used for <GMS-URI> element in the MCS UE initial configuration document according to TS 24.484 [14] clause 7.2.2.7 and TS 24.483 [13] clause 8.2.9; sub-domain of the GMS's hostname
tsc_MCX_CMSXCAPRootURI	charstring	"xcap." & tsc_MCX_CMS_Hostname	used for <CMS-XCAP-root-URI> element in the MCS UE initial configuration document according to TS 24.484 [14] clause 7.2.2.7 and TS 24.483 [13] clause 8.2.9C
tsc_MCX_GMSXCAPRootURI	charstring	"xcap." & tsc_MCX_GMS_Hostname	used for <GMS-XCAP-root-URI> element in the MCS UE initial configuration document according to TS 24.484 [14] clause 7.2.2.7 and TS 24.483 [13] clause 8.2.9B
tsc_MCX_MC_ID_User_A	charstring	px_MCX_User_A_username	According to TS 24.482 [12] clause 6.3.1 the MC ID set to the user name

Constant Name	Constant Type	Value	Description
tsc_MCPTT_PublicServiceId_A	charstring	"sip:" & "mcptt-server-A@" & px_MCX_DomainName_Organizatio n_A	The URI of the MCPTT Server which is simulated by the SS
tsc_MCPTT_PublicServiceId_B	charstring	"sip:" & "mcptt-server-B@" & px_MCX_DomainName_Organizatio n_A	The URI of a second MCPTT Server which is implemented in the DUT used in MCPTT Server testing.
tsc_MCX_SessionID_A	charstring	"sip:" & "sessionA@cf." & px_MCX_DomainName_Organizatio n_A"	The URI of the MCPTT session A identity. Ref. TS 24.483 [13]. SIP URI according to TS 24.379 [9] clause 4.5.
tsc_MCX_SessionID_B	charstring	"sip:" & "sessionB@cf." & px_MCX_DomainName_Organizatio n_A	The URI of the MCPTT session B identity. Ref. TS 24.483 [13]. SIP URI according to TS 24.379 [9] clause 4.5.
tsc_MCPTT_Group_A_ProSeLayer2GroupID	octetstring	'00000A'O	Indicates the Prose layer-2 group ID for the group. Ref. TS 23.303 [24].
tsc_MCPTT_Group_D_ProSeLayer2GroupID	octetstring	'00000D'O	Indicates the Prose layer-2 group ID for the group. Ref. TS 23.303 [24].

## 9.3 MCX IPCAN test model

Table 9.3-1: MCX IPCAN test model specific PIXIT

Parameter Name	Parameter Type	Default Value	Supported Values	Description
px_MCX_IPCAN_EpsBearerId_IMS	MCX_IPCAN_EpsBearerId_Type	5	5..13	Default EPS bearer for IMS PDN (if any)
px_MCX_IPCAN_EpsBearerId_INTERNET	MCX_IPCAN_EpsBearerId_Type	6	5..13	Default EPS bearer for Internet PDN (if any)
px_MCX_IPCAN_EpsBearerId_MCX	MCX_IPCAN_EpsBearerId_Type	7	5..13	Default EPS bearer for MCX PDN
px_MCX_IPCAN_EpsBearerId_MCX_Audio	MCX_IPCAN_EpsBearerId_Type	8	5..13	Dedicated EPS bearer for MCX audio
px_MCX_IPCAN_EpsBearerId_MCX_Video	MCX_IPCAN_EpsBearerId_Type	9	5..13	Dedicated EPS bearer for MCX video

# 10 Postambles

## 10.1 Introduction

The purpose of the present clause 10 is to specify the postambles used to bring the UE to a well-defined state regardless of the UE state at the termination of main test body or of the SS conditions and values of the system information inherited from the test.

## 10.2 MCX

The postambles specified in TS 34.229-3 [28] are also applicable to MCX test cases.

## Annex A (normative): Test Suites

### A.1 Introduction

This annex references the approved Test Suites, which accompany the present document. The Test Suites have been produced using the Testing and Test Control Notation version 3 (TTCN-3) according to ES 201 873 [31].

### A.2 Baseline of specifications

Table A.2-1 lists the core specifications and test specifications, which the delivered Test Suites are based upon.

**Table A.2-1: References of the test and Core specifications**

Type	Specification	Release	Version
<b>Core specifications</b>	TS 24.379 [9]	Note 1	Note 2
	TS 24.380 [10]	Note 1	Note 2
	TS 24.481 [11]	Note 1	Note 2
	TS 24.482 [12]	Note 1	Note 2
	TS 24.483 [13]	Note 1	Note 2
	TS 24.484 [14]	Note 1	Note 2
	TS 33.180 [43]	Note 1	Note 2
	TS 24.229 [16]	Note 1	Note 2
	TS 24.281 [55]	Note 1	Note 2
	TS 24.581 [56]	Note 1	Note 2
	TS 24.282 [57]	Note 1	Note 2
	TS 24.582 [58]	Note 1	Note 2
<b>Test specifications</b>	TS 36.579-1 [2]	Note 1	Note 2
	TS 36.579-2 [3]	Note 1	Note 2
	TS 36.579-4 [5]	Note 1	Note 2
	TS 36.579-6 [59]	Note 1	Note 2
	TS 36.579-7 [60]	Note 1	Note 2
NOTE 1: Latest release available, up to the release number of the present document.			
NOTE 2: Latest available			

### A.3 MCX

#### A.3.1 MCX Client Test Suites

There is no approved Test Suite in the present version of the present document.

---

# Annex B (informative): Style Guide

## B.1 Introduction

The style guide specified in TS 36.523-3 [27] Annex B applies to the present document.

# Annex C (normative): Common TTCN-3 Definitions

## C.0 Introduction

The present Annex C specifies the TTCN-3 type definitions used at the system interface to configure and control the SS. The type definitions are common, independent from test model.

In case of discrepancy between the content of the present Annex C and the equivalent TTCN-3 definitions / semantic requirements found in the TTCN modules provided as attachments to the present specification, the latter shall take precedence.

NOTE: This annex is automatically generated from the TTCN-3 modules provided as attachment to the present specification and containing the listed TTCN-3 type definitions.

## C.1 SRTP\_ASP\_TypeDefs

### C.1.1 Type\_Definitions

#### SRTP\_EncryptionAlgorithm\_Type

TTCN-3 Enumerated Type	
Name	SRTP_EncryptionAlgorithm_Type
Comment	
Null	RFC 3830 clause 6.10.1
AES_CM	RFC 3830 clause 6.10.1
AES_F8	RFC 3830 clause 6.10.1
AES_GCM	RFC 7714 clause 14.3

#### SRTP\_AuthenticationAlgorithm\_Type

TTCN-3 Enumerated Type	
Name	SRTP_AuthenticationAlgorithm_Type
Comment	
Null	RFC 3830 clause 6.10.1
HMAC_SHA_1	RFC 3830 clause 6.10.1
RCCm1	RFC 4771 clause 4
RCCm2	RFC 4771 clause 4
RCCm3	RFC 4771 clause 4

#### SRTP\_PRF\_Type

TTCN-3 Enumerated Type	
Name	SRTP_PRF_Type
Comment	
AES_CM	RFC 3830 clause 6.10.1

## SRTP\_SecurityProfile\_Type

TTCN-3 Record Type			
Name	SRTP_SecurityProfile_Type		
Comment	parameters for SRTP security profiles according to 33.180 annex E: - Table E.2.2-1 (RTP group call: GMK) - Table E.3.2-1 (RTP private call: PCK) - Table E.4.2-1 (RTCP: CSK and MuSiK): The parameters may be contained/negotiated in MIKEY Security Policy Payload (RFC 3830)		
EncryptionAlgorithm	<a href="#">SRTP_EncryptionAlgorithm_Type</a>		SRTP type 0; RFC 3830 clause 6.10.1
SessionEncryptionKeyLength	integer		SRTP type 1; RFC 3830 clause 6.10.1
AuthenticationAlgorithm	<a href="#">SRTP_AuthenticationAlgorithm_Type</a>	opt	SRTP type 2; RFC 3830 clause 6.10.1
SessionSaltKeyLength	integer		SRTP type 4; RFC 3830 clause 6.10.1
PRF	<a href="#">SRTP_PRF_Type</a>		SRTP type 5; RFC 3830 clause 6.10.1
KeyDerivationRate	integer		SRTP type 6; RFC 3830 clause 6.10.1
ROC_TransmissionRate	integer	opt	SRTP type 13; RFC 4771 clause 4
SRTP_AuthenticationTagLength	integer	opt	SRTP type 18; RFC 4771 clause 4
SRTCP_AuthenticationTagLength	integer	opt	SRTP type 19; RFC 4771 clause 4
AEAD_AuthenticationTagLength	integer		SRTP type 20; RFC 7714 clause 14.3

## SRTP\_KeyInfo\_Type

TTCN-3 Record Type			
Name	SRTP_KeyInfo_Type		
Comment	SRTP Master Key, SRTP Master Salt and MKI according to 33.180 clauses 7.4.1, 7.4.2 and 9.4.6, RFC 3830 and RFC 3711		
MasterKey	octetstring		SRTP master key according to RFC 3711 (128 bits)
MasterSalt	octetstring		SRTP master salt according to RFC 3711 and RFC 7714 (96 bits): 33.180 clauses 7.5 and 9.4.8 specify the AEAD_AES_128_GCM algorithm as defined in RFC 7714 to be used for confidentiality and data authentication of the media stream and the media control data. RFC 7714 specifies in clause 12 a master salt length of 96 and in clause 11 that the AES_CM PRF KDF according to RFC 3711 shall be used. Nevertheless RFC 3711 clause 8.2 requires a master salt length of 112. This contradiction is resolved by the RFC Errata for RFC 7714: The master salt shall be 96 bit in the first place (as according to RFC 7714) but then multiplied by 2 <sup>16</sup> to fit to the requirements of RFC 3711 (112 bit). => MasterSalt provides a 96-bit value which needs to be padded by the system adaptor to get the 112-bit master salt as needed according to RFC 3711
MKI	octetstring	opt	SRTP Master Key Identifier: if not present => no MKI to be added to the SRTP/SRTCP packet

**SRTP\_Config\_Type**

TTCN-3 Record Type			
<b>Name</b>	<b>SRTP_Config_Type</b>		
<b>Comment</b>	SRTP configuration parameters		
KeyInfo	<a href="#">SRTP_KeyInfo_Type</a>		
SecurityProfile	<a href="#">SRTP_SecurityProfile_Type</a>		

**SRTP\_Connection\_Type**

TTCN-3 Record Type			
<b>Name</b>	<b>SRTP_Connection_Type</b>		
<b>Comment</b>	configuration parameters for a single (UDP) connection		
Connection	<a href="#">IP_Connection_Type</a>		RTP/RTCP configuration shall be applied for packets matching the given Connection: in general a connection is given by Protocol := udp Local := { IP address of the SS, port number at the SS } Remote := omit (but other matching criteria may be used if needed) NOTE: TTCN shall ensure that different connection can be identified without ambiguity (in general even the local port number should be sufficient)
LocalSSRC	<a href="#">O4_Type</a>		SSRC of the SS
SRTP_Config	<a href="#">SRTP_Config_Type</a>	opt	configuration of SRTP/SRTCP for the given connection; if not present => no SRTP/SRTCP

**SRTP\_ConnectionTable\_Type**

TTCN-3 Record of Type	
<b>Name</b>	<b>SRTP_ConnectionTable_Type</b>
<b>Comment</b>	record of <a href="#">SRTP_Connection_Type</a>

**SRTP\_CTRL\_REQ**

TTCN-3 Union Type		
<b>Name</b>	<b>SRTP_CTRL_REQ</b>	
<b>Comment</b>	configuration ASP at the system interface	
Config	<a href="#">SRTP_ConnectionTable_Type</a>	table of all connection to be configured for SRTP/SRTCP (or RTP/RTCP); the configuration overrides any previous configuration; it is not foreseen to add, modify or remove single connections

**SRTP\_CTRL\_IND**

TTCN-3 Union Type		
<b>Name</b>	<b>SRTP_CTRL_IND</b>	
<b>Comment</b>	ASP at the system interface for system confirmations and indications	
Confirm	<a href="#">Null_Type</a>	confirmation for configuration
Error	<a href="#">Null_Type</a>	indication of errors



## C.1.2 System\_Interface

### SRTP\_PORT

TTCN-3 Port Type	
<b>Name</b>	SRTP_PORT
<b>Comment</b>	
out	<a href="#">SRTP_CTRL_REQ</a>
in	<a href="#">SRTP_CTRL_IND</a>

## C.2 IP\_ASP\_TypeDefs

General Notes:

NOTE 1:

In general the handling of IP data shall be independent from the RAT being used on lower layers.

NOTE 2:

It shall be possible for SS implementation to reuse existing IP stack implementations in the system adaptor; therefore the well-known concept of socket programming shall be supported (regardless of whether those are used in the system adaptor implementation or not)

NOTE 3:

Since in general at the network side there are several different IP addresses the SS needs to simulate more than one IP address;

that can be based on a concept of multiple virtual network adaptors

NOTE 4:

There is no easy way to control the routing of IP data for an IP connection from above the IP stack

i.e. there are no parameters at the socket interface to determine e.g. cell id and DRB id

=> another independent logical entity (DRB-MUX) is needed below the IP stack which is responsible to control the routing of IP packets from/to DRBs in different cells of different RATs

Reference:

An introduction to socket programming can be found in

UNIX Network Programming Volume 1, Third Edition: The Sockets Networking API

by W. Richard Stevens, Bill Fenner, Andrew M. Rudoff

### C.2.1 IP\_Common

#### IP\_Common: Basic Type Definitions

TTCN-3 Basic Types	
PortNumber_Type	<a href="#">UInt16_Type</a>

#### IPv4\_AddrInfo\_Type

TTCN-3 Record Type	
<b>Name</b>	IPv4_AddrInfo_Type
<b>Comment</b>	IPv4 specific info of the socket addr (AF_INET)
Addr	charstring IP Address as string (IP v4 dot notation) to be converted to 32-bit unsigned integer

## IPv6\_AddrInfo\_Type

TTCN-3 Record Type			
<b>Name</b>	<b>IPv6_AddrInfo_Type</b>		
<b>Comment</b>	IPv6 specific info of the socket addr (AF_INET6); NOTE: sin6_flowinfo can be ignored and set to 0		
Addr	charstring		to be converted to sin6_addr
Scopeld	<a href="#">UInt32_Type</a>	opt	sin6_scope_id in general an IPv6 address is like "fe80::1%eth0" with eth0 being the network adaptor mapped to a scope id (Unix) assumption: for UE conformance testing it is not necessary to distinguish different scopes and the scope id in general can be determined by the system adaptor => omit

## IP\_AddrInfo\_Type

TTCN-3 Union Type			
<b>Name</b>	<b>IP_AddrInfo_Type</b>		
<b>Comment</b>			
V4	<a href="#">IPv4_AddrInfo_Type</a>		
V6	<a href="#">IPv6_AddrInfo_Type</a>		

## IP\_Socket\_Type

TTCN-3 Record Type			
<b>Name</b>	<b>IP_Socket_Type</b>		
<b>Comment</b>	Socket		
IpAddr	<a href="#">IP_AddrInfo_Type</a>	opt	IP address
Port	<a href="#">PortNumber_Type</a>	opt	port number

## InternetProtocol\_Type

TTCN-3 Enumerated Type	
<b>Name</b>	<b>InternetProtocol_Type</b>
<b>Comment</b>	
udp	
tcp	
icmp	
icmpv6	

## IP\_Connection\_Type

TTCN-3 Record Type			
<b>Name</b>	<b>IP_Connection_Type</b>		
<b>Comment</b>	A connection between peer-to-peer entities is unambiguously defined by the protocol (udp/tcp/icmp/icmpv4), the local socket and the remote socket		
Protocol	<a href="#">InternetProtocol_Type</a>		
Local	<a href="#">IP_Socket_Type</a>	opt	
Remote	<a href="#">IP_Socket_Type</a>	opt	

## C.3 CommonDefs

### CommonDefs: Constant Definitions

TTCN-3 Basic Types			
<b>tsc_UInt16Max</b>	integer	65535	
<b>tsc_UInt32Max</b>	integer	4294967295	

### CommonDefs: Basic Type Definitions

TTCN-3 Basic Types		
<b>O4_Type</b>	octetstring length(4)	
<b>Null_Type</b>	boolean (true)	dummy type for 'typeless' fields in unions
<b>UInt16_Type</b>	integer (0 .. <a href="#">tsc_UInt16Max</a> )	
<b>UInt32_Type</b>	integer (0 .. <a href="#">tsc_UInt32Max</a> )	

## C.4 References to TTCN-3

References to TTCN-3		
<b>SRTP_ASP_TypeDefs</b>	Common/SRTP_ASP_TypeDefs.ttcn	Rev 29933
<b>IP_ASP_TypeDefs</b>	IP_PTC/IP_ASP_TypeDefs.ttcn	Rev 27511
<b>CommonDefs</b>	Common/CommonDefs.ttcn	Rev 29871

# Annex D (Normative): SIP Type Definitions and XSD References

## D.1 XML Schema Definitions (XSD)

Common XML schema definitions according to TS 34.229-3 [28] Table G.0.1-1 are used. In addition there are the MCX specific XML schema definitions as according to table D.1-1.

**Table D.1-1: MCX specific definitions**

XML Schema (XSD)	Source	Name space
RFC4354-poc-settings	RFC 4354 [52] clause 6.1	urn:oma:params:xml:ns:poc:poc-settings
RFC4661-SimpleFilter	RFC 4661 [34] clause 7	urn:ietf:params:xml:ns:simple-filter
RFC5261-patch-ops (NOTE 2)	RFC 5261 [50] clause 8	(NOTE 1)
RFC5874-xcap-diff	RFC 5874 [51] clause 4	urn:ietf:params:xml:ns:xcap-diff
IANA-resource-lists	RFC 4826 [34] clause 3.2 <a href="https://www.iana.org/assignments/xml-registry/schema/resource-lists.xsd">https://www.iana.org/assignments/xml-registry/schema/resource-lists.xsd</a>	urn:ietf:params:xml:ns:resource-lists
poc_listService-v1_0	OMA [37]	urn:oma:xml:poc:list-service
xm_extensions-v1_0	OMA [39]	urn:oma:xml:xm:extensions
xm_rsrclst_uriusage-v1_0	OMA [40]	urn:oma:xml:xm:resource-list:oma-uriusage
xenc-schema	W3C [41]	<a href="http://www.w3.org/2001/04/xmlenc#">http://www.w3.org/2001/04/xmlenc#</a>
xmldsig-core-schema	W3C [42]	<a href="http://www.w3.org/2000/09/xmldsig#">http://www.w3.org/2000/09/xmldsig#</a>
TS24379_mcpttAff	TS 24.379 [9] Annex F.4.2	urn:3gpp:ns:affiliationCommand:1.0
TS24379_mcpttInfo	TS 24.379 [9] Annex F.1.2	urn:3gpp:ns:mcpttInfo:1.0
TS24379_mcpttLoc	TS 24.379 [9] Annex F.3.2	urn:3gpp:ns:mcpttLocationInfo:1.0
TS24379_mcpttSignedDoc	TS 24.379 [9] Annex F.6.2	urn:3gpp:ns:mcpttSignedDoc:1.0
TS24379_pidf+xml-ext	TS 24.379 [9] Table 9.3.1.2-1	urn:3gpp:ns:mcpttPresInfo:1.0
TS24379_poc-settings+xml-ext	TS 24.379 [9] Table 7.4.1.2.2-2	urn:3gpp:mcsSettings:1.0
TS24481_mcpttGroup	TS 24.481 [11] clause 7.2.4.2	urn:3gpp:ns:mcpttGroupInfo:1.0
TS24481_mcpttGMOP	TS 24.481 [11] clause 7.3.3	urn:3gpp:ns:mcpttGMOP:1.0
TS24481_mcpttGKTP	TS 24.481 [11] clause 7.7.4.2	urn:3gpp:ns:mcpttGKTP:1.0
TS24484_ue-init-config	TS 24.484 [14] clause 7.2.2.3	urn:3gpp:mcptt:mcpttUEInitConfig:1.0
TS24484_ue-config	TS 24.484 [14] clause 8.2.2.3	urn:3gpp:mcptt:mcpttUEConfig:1.0
TS24484_mcptt-user-profile	TS 24.484 [14] clause 8.3.2.3	urn:3gpp:mcptt:user-profile:1.0
TS24484_Servconf	TS 24.484 [14] clause 8.4.2.3	urn:3gpp:ns:mcpttServiceConfig:1.0
TS33180 mcsecKMSInterface	TS 33.180 [43] Annex D.3.5.1	urn:3gpp:ns:mcsecKMSInterface:1.0
TS33180 mcsecKMSKRR	TS 33.180 [43] Annex D.4.4	urn:3gpp:ns:mcsecKMSKRR:1.0
NOTE 1: The schema does not define any target namespace but is referred to as "urn:ietf:params:xml:ns:xcap-diff" e.g. in the original include statement in urn:ietf:params:xml:ns:xcap-diff.		
NOTE 2: The XML schema in RFC 5261 [50] clause 8 is specified as DTD with ENTITY declarations being referred by the pattern of the schema. These references are resolved in RFC5261-patch-ops in order to get schema definitions which can be processed by TTCN-3 compilers.		

In order to avoid ambiguities and unexpected side effects due to tool specific behaviour the schemaLocation in xs:import statements of XSD files are modified to use local references rather than references to internet locations.

The schemaLocations of imported namespaces are shown in table D.1-2. The schemaLocations of included namespaces are shown in table D.1-3.

Table D.1-2: schemaLocation of imported namespaces

XML Schema	Imported namespace	Original schemaLocation	Modified schemaLocation
RFC4354-poc-settings	http://www.w3.org/XML/1998/namespace	http://www.w3.org/2001/xml.xsd	../Common/IMS_XSD/xml.xsd
RFC4661-SimpleFilter	http://www.w3.org/XML/1998/namespace	http://www.w3.org/2001/xml.xsd	../Common/IMS_XSD/xml.xsd
IANA-resource-lists	http://www.w3.org/XML/1998/namespace	http://www.w3.org/2001/xml.xsd	../Common/IMS_XSD/xml.xsd
poc_listService-v1_0	urn:ietf:params:xml:ns:common-policy	http://www.iana.org/assignments/xml-registry/schema/common-policy.xsd	../Common/IMS_XSD/RFC4745-common-policy.xsd (NOTE 1)
poc_listService-v1_0	urn:ietf:params:xml:ns:resource-lists	http://www.iana.org/assignments/xml-registry/schema/resource-lists.xsd	IANA-resource-lists.xsd (NOTE 2)
xdm_extensions-v1_0	http://www.w3.org/XML/1998/namespace	http://www.w3.org/2001/03/xml.xsd	../Common/IMS_XSD/xml.xsd
xenc-schema	http://www.w3.org/2000/09/xmldsig#	xmldsig-core-schema.xsd	(no change needed)
TS24379_mcpttsigneddoc	http://www.w3.org/2000/09/xmldsig#	http://www.w3.org/TR/xmldsig-core/xmldsig-core-schema.xsd	xmldsig-core-schema.xsd
TS24484-ue-init-config	http://www.w3.org/XML/1998/namespace	http://www.w3.org/2001/xml.xsd	../Common/IMS_XSD/xml.xsd
TS24484-ue-config	http://www.w3.org/XML/1998/namespace	http://www.w3.org/2001/xml.xsd	../Common/IMS_XSD/xml.xsd
TS24484-mcptt-user-profile	http://www.w3.org/XML/1998/namespace	http://www.w3.org/2001/xml.xsd	../Common/IMS_XSD/xml.xsd
TS24484-mcptt-user-profile	urn:ietf:params:xml:ns:common-policy	http://www.iana.org/assignments/xml-registry/schema/common-policy.xsd	../Common/IMS_XSD/RFC4745-common-policy.xsd (NOTE 1)
TS24484-Servconf	http://www.w3.org/XML/1998/namespace	http://www.w3.org/2001/xml.xsd	../Common/IMS_XSD/xml.xsd
NOTE 1: The namespace urn:ietf:params:xml:ns:common-policy is specified in RFC 4745 and at <a href="http://www.iana.org/assignments/xml-registry/schema/common-policy.xsd">http://www.iana.org/assignments/xml-registry/schema/common-policy.xsd</a> with difference in the minOccurs for identityType and validityType. Nevertheless for use in TTCN there shall be only one schema as part 9 of the TTCN-3 language [31] does not support different variants of one and the same namespace. In addition according to DIFF1 for RFC 4745 it seems that the RFC's variant is newer than the IANA's variant.			
NOTE 2: The namespace urn:ietf:params:xml:ns:resource-lists is specified in RFC 4826 and at <a href="http://www.iana.org/assignments/xml-registry/schema/resource-lists.xsd">http://www.iana.org/assignments/xml-registry/schema/resource-lists.xsd</a> with the difference of attribute anchor not being mandatory in the RFC.			

Table D.1-3: schemaLocation of included namespaces

XML Schema	Included schema	Original schemaLocation	Modified schemaLocation
RFC5874-xcap-diff	urn:ietf:params:xml:schema:patch-ops	urn:ietf:params:xml:schema:patch-ops	RFC5261-patch-ops.xsd

---

## D.2 Common TTCN-3 Libraries

The same LibSip modules are used as according to TS 34.229-3 [28] annex G.0.2 and the same additional LibSip\_MessageBodyTypes as according to TS 34.229-3 [28] annex G.1 and G.2

# Annex E (normative): TTCN-3 Definitions for the MCX IPCAN test model

## E.0 Introduction

The present Annex E specifies the TTCN-3 type definitions used at the system interface to configure and control the SS. The type definitions are specific for the MCX IPCAN test model.

In case of discrepancy between the content of the present Annex E and the equivalent TTCN-3 definitions / semantic requirements found in the TTCN modules provided as attachments to the present specification, the latter shall take precedence.

NOTE: This annex is automatically generated from the TTCN-3 modules provided as attachment to the present specification and containing the listed TTCN-3 type definitions.

## E.1 MCX\_IPCAN\_ASP\_TypeDefs

### MCX\_IPCAN\_ASP\_TypeDefs: Basic Type Definitions

TTCN-3 Basic Types		
<b>MCX_IPCAN_AbsoluteCellPower_Type</b>	integer (-150..0)	absolute cell power (dBm); same as AbsoluteCellPower_Type

### MCX\_IPCAN\_EpsBearerIdList\_Type

TTCN-3 Record of Type	
<b>Name</b>	<b>MCX_IPCAN_EpsBearerIdList_Type</b>
<b>Comment</b>	record of <a href="#">MCX_IPCAN_EpsBearerId_Type</a>

### MCX\_IPCAN\_PacketFilterDirection\_Type

TTCN-3 Enumerated Type	
<b>Name</b>	<b>MCX_IPCAN_PacketFilterDirection_Type</b>
<b>Comment</b>	packet filter direction according to TS 24.008 Table 10.5.162
downlinkOnly	
uplinkOnly	
bidirectional	

### MCX\_IPCAN\_PacketFilterComponentPortRange\_Type

TTCN-3 Record Type			
<b>Name</b>	<b>MCX_IPCAN_PacketFilterComponentPortRange_Type</b>		
<b>Comment</b>			
Low	integer		
High	integer		

**MCX\_IPCAN\_PacketFilterComponent\_Type**

TTCN-3 Union Type		
<b>Name</b>	<b>MCX_IPCAN_PacketFilterComponent_Type</b>	
<b>Comment</b>	TS 24.008 Table 10.5.162	
Protocol	integer	Protocol identifier/Next header type: 17 for UDP
SingleRemotePort	integer	
RemotePortRange	<a href="#">MCX_IPCAN_PacketFilterComponentPortRange_Type</a>	

**MCX\_IPCAN\_PacketFilterComponentList\_Type**

TTCN-3 Record of Type	
<b>Name</b>	<b>MCX_IPCAN_PacketFilterComponentList_Type</b>
<b>Comment</b>	
record of <a href="#">MCX_IPCAN_PacketFilterComponent_Type</a>	

**MCX\_IPCAN\_PacketFilter\_Type**

TTCN-3 Record Type			
<b>Name</b>	<b>MCX_IPCAN_PacketFilter_Type</b>		
<b>Comment</b>			
Direction	<a href="#">MCX_IPCAN_PacketFilterDirection_Type</a>		
ComponentList	<a href="#">MCX_IPCAN_PacketFilterComponentList_Type</a>		

**MCX\_IPCAN\_PacketFilterList\_Type**

TTCN-3 Record of Type	
<b>Name</b>	<b>MCX_IPCAN_PacketFilterList_Type</b>
<b>Comment</b>	
record of <a href="#">MCX_IPCAN_PacketFilter_Type</a>	

**MCX\_IPCAN\_ASP\_DedicatedEpsBearerInfo\_Type**

TTCN-3 Record Type			
<b>Name</b>	<b>MCX_IPCAN_ASP_DedicatedEpsBearerInfo_Type</b>		
<b>Comment</b>			
EpsBearerId	<a href="#">MCX_IPCAN_EpsBearerId_Type</a>		EPS bearer id of the dedicated EPS bearer
PacketFilterList	<a href="#">MCX_IPCAN_PacketFilterList_Type</a>		

**MCX\_IPCAN\_IPv4IPv6Address\_Type**

TTCN-3 Record Type			
<b>Name</b>	<b>MCX_IPCAN_IPv4IPv6Address_Type</b>		
<b>Comment</b>			
IPv4	charstring		
IPv6	charstring		



**MCX\_IPCAN\_PDN\_Info\_Type**

TTCN-3 Record Type			
Name	<b>MCX_IPCAN_PDN_Info_Type</b>		
Comment			
PdnType	<a href="#">MCX_Registration_PDN_Type</a>		MCX, IMS or INTERNET
EpsBearerId	<a href="#">MCX_IPCAN_EpsBearerId_Type</a>		EPS bearer id of the PDN's default EPS bearer
IPAddressNW	<a href="#">MCX_IPCAN_IPv4IPv6Address_Type</a>	opt	not present for MCX PDN as the IP signalling is handled by TTCN
IPAddressUE	<a href="#">MCX_IPCAN_IPv4IPv6Address_Type</a>	opt	not present for MCX PDN as the IP signalling is handled by TTCN

**MCX\_IPCAN\_PDN\_InfoList\_Type**

TTCN-3 Record of Type	
Name	<b>MCX_IPCAN_PDN_InfoList_Type</b>
Comment	list of PDNs to be connected to during Idle Update procedure
record length (1..3) of	<a href="#">MCX_IPCAN_PDN_Info_Type</a>

**MCX\_IPCAN\_ASP\_CommonReqPart\_Type**

TTCN-3 Record Type			
Name	<b>MCX_IPCAN_ASP_CommonReqPart_Type</b>		
Comment			
CellId	<a href="#">EUTRA_CellId_Type</a>		
CnfFlag	boolean		

**MCX\_IPCAN\_Init\_Type**

TTCN-3 Record Type	
Name	<b>MCX_IPCAN_Init_Type</b>
Comment	Initialisation of the system simulator. CellId : eutra_Cell_NonSpecific Reference implementation: f_EUTRA_Init with p_SysinfoCombination:=c1, p_HandleULDataUM:=HANDLE_UM_DATA, p_UseBigGrants:=USE_BIG_GRANTS

**MCX\_IPCAN\_CellConfig\_Type**

TTCN-3 Record Type	
Name	<b>MCX_IPCAN_CellConfig_Type</b>
Comment	Create a cell and send out system information. CellId : cell id of the cell to be created Reference implementation: f_EUTRA_CellConfig_Def

**MCX\_IPCAN\_CellPower\_Type**

TTCN-3 Record Type			
Name	<b>MCX_IPCAN_CellPower_Type</b>		
Comment	Set the cell power of a cell. CellId : cell id of the cell Reference implementation: f_EUTRA_SetCellPower		
AbsoluteCellPower	<a href="#">MCX_IPCAN_AbsoluteCellPower_Type</a>		

**MCX\_IPCAN\_InitialRegistration\_Type**

TTCN-3 Record Type		
Name	<b>MCX_IPCAN_InitialRegistration_Type</b>	
Comment	Perform initial registration procedure according to TS 36.579-1 clause 5.4.1A and Table 5.4.2.3-1 steps 2 - 16A to bring the UE into state 3 according to Figure 4.5.1-1 in TS 36.508. As described in clause 5.4.1A of TS 36.579-1 after switch on the UE may register to an internet PDN, an IMS PDN and the MCX PDN. NOTE: The UE does not need to register to MCX during initial registration after switch-on. CellId : cell id of the cell	
PdnList	<a href="#">MCX_IPCAN_PDN_InfoList_Type</a>	list of PDNs the UE is expected to connect to during Idle Update procedure; the list may or may not contain MCX
DefaultAPN	octetstring	APN to be used for the PDN (if any) for which the UE does not provide an APN; APN encoded according to 23.003 clause 9.1 and RFC 1035 clause 4.1.2

**MCX\_IPCAN\_AdditionalRegistrationMCX\_Type**

TTCN-3 Record Type		
Name	<b>MCX_IPCAN_AdditionalRegistrationMCX_Type</b>	
Comment	Procedure used, if the UE is configured not to connect automatically to the MCX PDN after switch-on: In this case after initial registration the UE gets triggered from TTCN by an MMI command to start MCX registration and this procedure is started to perform steps 19 - 26 of TS 36.579-1 Table 5.4.2.3-1. CellId : cell id of the cell	
EpsBearerId	<a href="#">MCX_IPCAN_EpsBearerId_Type</a>	

**MCX\_IPCAN\_RRCConnectionSetupMO\_Type**

TTCN-3 Record Type		
Name	<b>MCX_IPCAN_RRCConnectionSetupMO_Type</b>	
Comment	MO RRC connection establishment (TS 36.508 cl. 4.5.3.3 steps 3-9) for DedicatedEpsBearers == {}; for DedicatedEpsBearers != {} steps 2 - 8 of the Generic Test Procedure for MCPTT radio bearer establishment for use of pre-established session according to 36.579-1 clause 5.4.13 apply. CellId : cell id of the cell Reference implementation: f_EUTRA_ServiceRequestAndActivate_SRB2_DRB (for DedicatedEpsBearers == {})	
DedicatedEpsBearers	<a href="#">MCX_IPCAN_EpsBearerId_List_Type</a>	list of dedicated EPS bearers for which the DRBs need to be established for a pre-established session

**MCX\_IPCAN\_RRCConnectionSetupMT\_Type**

TTCN-3 Record Type		
Name	<b>MCX_IPCAN_RRCConnectionSetupMT_Type</b>	
Comment	MT RRC connection establishment (TS 36.508 cl. 4.5.3.3 steps 1-9) for DedicatedEpsBearers == {}; for DedicatedEpsBearers != {} the Generic Test Procedure for MCPTT radio bearer establishment for use of pre-established session according to 36.579-1 clause 5.4.13 applies. CellId : cell id of the cell Reference implementation: f_EUTRA_RbEst_Def (for DedicatedEpsBearers == {})	
DedicatedEpsBearers	<a href="#">MCX_IPCAN_EpsBearerId_List_Type</a>	list of dedicated EPS bearers for which the DRBs need to be established for a pre-established session

**MCX\_IPCAN\_ActivateDedicatedEpsBearerMCX\_Type**

TTCN-3 Record Type			
<b>Name</b>	<b>MCX_IPCAN_ActivateDedicatedEpsBearerMCX_Type</b>		
<b>Comment</b>	Establish dedicated EPS bearer(s) for the MCX PDN CellId : cell id of the cell Reference implementation: f_EUTRA_ActivateDedicatedEpsBearer_Speech, f_EUTRA_ActivateDedicatedEpsBearer_SpeechVideo		
EpsBearerSpeech	<a href="#">MCX_IPCAN_ASP_DedicatedEpsBearerInfo_Type</a>		
EpsBearerVideo	<a href="#">MCX_IPCAN_ASP_DedicatedEpsBearerInfo_Type</a>	opt	present in case of video call

**MCX\_IPCAN\_DeactivateDedicatedEpsBearerMCX\_Type**

TTCN-3 Record Type			
<b>Name</b>	<b>MCX_IPCAN_DeactivateDedicatedEpsBearerMCX_Type</b>		
<b>Comment</b>	Deactivate dedicated EPS bearer(s) for the MCX PDN CellId : cell id of the cell Reference implementation: f_EUTRA_DeactivateEPS_BearerContext		
EpsBearerIdSpeech	<a href="#">MCX_IPCAN_EpsBearerId_Type</a>	opt	may be not present if only the video bearer shall be released
EpsBearerIdVideo	<a href="#">MCX_IPCAN_EpsBearerId_Type</a>	opt	present in case of video call

**MCX\_IPCAN\_RRCConnectionRelease\_Type**

TTCN-3 Record Type			
<b>Name</b>	<b>MCX_IPCAN_RRCConnectionRelease_Type</b>		
<b>Comment</b>	Release RRC connection CellId : cell id of the cell Reference implementation: f_EUTRA_RRC_ConnectionRelease		

**MCX\_IPCAN\_Release\_Type**

TTCN-3 Record Type			
<b>Name</b>	<b>MCX_IPCAN_Release_Type</b>		
<b>Comment</b>	Release all configuration at the system simulator; CellId : eutra_Cell_NonSpecific		

**MCX\_IPCAN\_SystemRequest\_Type**

TTCN-3 Union Type		
Name	<b>MCX_IPCAN_SystemRequest_Type</b>	
Comment		
Init	<a href="#">MCX_IPCAN_Init_Type</a>	
CellConfig	<a href="#">MCX_IPCAN_CellConfig_Type</a>	
CellPower	<a href="#">MCX_IPCAN_CellPower_Type</a>	
InitialRegistration	<a href="#">MCX_IPCAN_InitialRegistration_Type</a>	
AdditionalRegistrationMCX	<a href="#">MCX_IPCAN_AdditionalRegistrationMCX_Type</a>	
RRConnectionSetupMO	<a href="#">MCX_IPCAN_RRConnectionSetupMO_Type</a>	
RRConnectionSetupMT	<a href="#">MCX_IPCAN_RRConnectionSetupMT_Type</a>	
ActivateDedicatedEpsBearerMCX	<a href="#">MCX_IPCAN_ActivateDedicatedEpsBearerMCX_Type</a>	
DeactivateDedicatedEpsBearerMCX	<a href="#">MCX_IPCAN_DeactivateDedicatedEpsBearerMCX_Type</a>	
RRConnectionRelease	<a href="#">MCX_IPCAN_RRConnectionRelease_Type</a>	
Release	<a href="#">MCX_IPCAN_Release_Type</a>	

**MCX\_IPCAN\_SYSTEM\_CTRL\_REQ**

TTCN-3 Record Type		
Name	<b>MCX_IPCAN_SYSTEM_CTRL_REQ</b>	
Comment		
Common	<a href="#">MCX_IPCAN_ASP_CommonReqPart_Type</a>	
Request	<a href="#">MCX_IPCAN_SystemRequest_Type</a>	

**MCX\_IPCAN\_InitConfirmation\_Type**

TTCN-3 Record Type		
Name	<b>MCX_IPCAN_InitConfirmation_Type</b>	
Comment		
RanType	<a href="#">IPCAN_RAN_Type</a>	

**MCX\_IPCAN\_SystemConfirmation\_Type**

TTCN-3 Union Type		
Name	<b>MCX_IPCAN_SystemConfirmation_Type</b>	
Comment		
Init	<a href="#">MCX_IPCAN_InitConfirmation_Type</a>	Confirmation for Init request: carries the RAN Type
Other	<a href="#">Null_Type</a>	Confirmation for any other request
Error	charstring	Error indication when the corresponding request causes error; the charstring may be used to provide information about the error

**MCX\_IPCAN\_SYSTEM\_CTRL\_CNF**

TTCN-3 Record Type	
<b>Name</b>	<b>MCX_IPCAN_SYSTEM_CTRL_CNF</b>
<b>Comment</b>	
Confirmation	<a href="#">MCX_IPCAN_SystemConfirmation_Type</a>

**MCX\_IPCAN\_SYSTEM\_PORT**

TTCN-3 Port Type	
<b>Name</b>	<b>MCX_IPCAN_SYSTEM_PORT</b>
<b>Comment</b>	
out	<a href="#">MCX_IPCAN_SYSTEM_CTRL_REQ</a>
in	<a href="#">MCX_IPCAN_SYSTEM_CTRL_CONF</a>

## E.2 MCX\_CommonDefs

**MCX\_CommonDefs: Basic Type Definitions**

TTCN-3 Basic Types		
<b>MCX_IPCAN_EpsBearerId_Type</b>	integer (5..13)	EPS bearer id: the associated DRB Id shall always be EpsBearerId - 4

**MCX\_Registration\_PDN\_Type**

TTCN-3 Enumerated Type	
<b>Name</b>	<b>MCX_Registration_PDN_Type</b>
<b>Comment</b>	Type definition for PIXITs px_MCX_InitialRegistration_TypeOfPDN1, px_MCX_InitialRegistration_TypeOfPDN2, px_MCX_InitialRegistration_TypeOfPDN3; (see TS 36.579-1 clause 5.4.1A) NOTE: 'ims', 'internet', 'mcx' and 'none' cannot be used as 'none' is a keyword; 'IMS', 'INTERNET', 'MCX' and 'NONE' cannot be used as 'IMS' is a port name of various PTCs
imsPDN	
internetPDN	
mcxPDN	
noPDN	

## E.3 CommonDefs

**CommonDefs: Basic Type Definitions**

TTCN-3 Basic Types		
<b>Null_Type</b>	boolean (true)	dummy type for 'typeless' fields in unions

## EUTRA\_CellId\_Type

TTCN-3 Enumerated Type	
Name	EUTRA_CellId_Type
Comment	
eutra_Cell_NonSpecific	
eutra_Cell1	
eutra_Cell2	
eutra_Cell3	
eutra_Cell4	
eutra_Cell6	
eutra_Cell10	
eutra_Cell11	
eutra_Cell12	
eutra_Cell13	
eutra_Cell14	
eutra_Cell23	
eutra_Cell28	
eutra_Cell29	
eutra_Cell30	
eutra_Cell31	
eutra_CellA	
eutra_CellB	
eutra_CellC	
eutra_CellD	
eutra_CellE	
eutra_CellG	
eutra_CellH	
eutra_CellI	
eutra_CellJ	
eutra_CellK	
eutra_CellL	
eutra_CellM	

## IPCAN\_RAN\_Type

TTCN-3 Enumerated Type	
Name	IPCAN_RAN_Type
Comment	radio access network technology used by the IPCAN PTC
GERAN	
UTRAN_FDD	
UTRAN_TDD	
EUTRA_FDD	
EUTRA_TDD	
WLAN	
NR	

## E.4 References to TTCN-3

References to TTCN-3		
<b>MCX_IPCAN_ASP_TypeDefs</b>	IpccanModel_IPCAN/MCX_IPCAN_ASP_TypeDefs.ttcn	Rev 30470
<b>MCX_CommonDefs</b>	Common/MCX_CommonDefs.ttcn	Rev 30470
<b>CommonDefs</b>	Common/CommonDefs.ttcn	Rev 30456

## Annex F (informative): Change history

Change history							
Date	Meeting	TDoc	CR	R ev	Cat	Subject/Comment	New version
2017-02	RAN#74	R5-171302	-	-	-	Introduction of TS 36.579-5.	0.0.1
2018-03	RAN#78	R5-180687	-	-	-	Implements changes agreed in R5-180618 "MCPTT: Initial Test Model" R5-180657 "Various updates to 36579-5"	0.1.0
2018-03	RAN#79	RP-180130	-	-	-	Draft version for information purposes to the RAN Plenary	1.0.0
2018-05	RAN#79	R5-182437	-	-	-	Implements changes agreed in R5-183163 R5-183164	2.0.0
2018-06	RAN#80	RP-180655	-	-	-	put under revision control as v13.0.0 with small editorial changes	13.0.0
2018-09	RAN#81	R5-184081	0001	-	F	MCPTT: Test Model updates	13.1.0
2018-12	RAN#82	R5-192380	0002	1	F	Routine maintenance for TS 36.579-5	13.2.0
2019-06	RAN#84	R5-195221	0003	1	F	Routine maintenance for TS 36.579-5	13.3.0
2019-06	RAN#84	R5-195222	0004	1	F	Introduction of MCPTT test model over IP	13.3.0
2019-12	RAN#86	R5-199050	0005	1	F	Routine maintenance for TS 36.579-5	13.4.0
2020-03	RAN#87	R5-201152	0006	1	F	Routine maintenance for TS 36.579-5	13.5.0
2020-06	RAN#88	R5-203077	0007	1	F	Routine maintenance for TS 36.579-5	13.6.0
2020-09	RAN#89	R5-203554	0008	-	F	Routine maintenance for TS 36.579-5	13.7.0
2020-09	RAN#89	R5-204377	0010	-	F	Updates to introduce support for MCVideo and MCData	14.0.0
2020-12	RAN#90	R5-206465	0011	1	F	Routine maintenance for TS 36.579-5	14.1.0
2021-03	RAN#91	R5-210255	0012	-	F	Routine maintenance for TS 36.579-5	14.2.0
2021-06	RAN#92	R5-213670	0017	1	F	Routine maintenance for TS 36.579-5	14.3.0

---

# History

<b>Document history</b>		
V14.0.0	November 2020	Publication
V14.1.0	January 2021	Publication
V14.2.0	April 2021	Publication
V14.3.0	September 2021	Publication