

# ETSI TS 132 762 V9.3.1 (2010-04)

---

*Technical Specification*

**Digital cellular telecommunications system (Phase 2+);  
Universal Mobile Telecommunications System (UMTS);  
Telecommunication management;  
Evolved Universal Terrestrial Radio  
Access Network (E-UTRAN) Network Resource Model (NRM)  
Integration Reference Point (IRP): Information Service (IS)  
(3GPP TS 32.762 version 9.3.1 Release 9)**

---



---

**Reference**

RTS/TSGS-0532762v931

---

**Keywords**

GSM, UMTS

**ETSI**

---

650 Route des Lucioles  
F-06921 Sophia Antipolis Cedex - FRANCE

Tel.: +33 4 92 94 42 00 Fax: +33 4 93 65 47 16

Siret N° 348 623 562 00017 - NAF 742 C  
Association à but non lucratif enregistrée à la  
Sous-Préfecture de Grasse (06) N° 7803/88

---

**Important notice**

Individual copies of the present document can be downloaded from:

<http://www.etsi.org>

The present document may be made available in more than one electronic version or in print. In any case of existing or perceived difference in contents between such versions, the reference version is the Portable Document Format (PDF). In case of dispute, the reference shall be the printing on ETSI printers of the PDF version kept on a specific network drive within ETSI Secretariat.

Users of the present document should be aware that the document may be subject to revision or change of status. Information on the current status of this and other ETSI documents is available at

<http://portal.etsi.org/tb/status/status.asp>

If you find errors in the present document, please send your comment to one of the following services:

[http://portal.etsi.org/chaicor/ETSI\\_support.asp](http://portal.etsi.org/chaicor/ETSI_support.asp)

---

**Copyright Notification**

No part may be reproduced except as authorized by written permission.  
The copyright and the foregoing restriction extend to reproduction in all media.

© European Telecommunications Standards Institute 2010.  
All rights reserved.

**DECT**<sup>TM</sup>, **PLUGTESTS**<sup>TM</sup>, **UMTS**<sup>TM</sup>, **TIPHON**<sup>TM</sup>, the TIPHON logo and the ETSI logo are Trade Marks of ETSI registered for the benefit of its Members.

**3GPP**<sup>TM</sup> is a Trade Mark of ETSI registered for the benefit of its Members and of the 3GPP Organizational Partners.

**LTE**<sup>TM</sup> is a Trade Mark of ETSI currently being registered

for the benefit of its Members and of the 3GPP Organizational Partners.

**GSM**<sup>®</sup> and the GSM logo are Trade Marks registered and owned by the GSM Association.

---

## Intellectual Property Rights

IPRs essential or potentially essential to the present document may have been declared to ETSI. The information pertaining to these essential IPRs, if any, is publicly available for **ETSI members and non-members**, and can be found in ETSI SR 000 314: "*Intellectual Property Rights (IPRs); Essential, or potentially Essential, IPRs notified to ETSI in respect of ETSI standards*", which is available from the ETSI Secretariat. Latest updates are available on the ETSI Web server (<http://webapp.etsi.org/IPR/home.asp>).

Pursuant to the ETSI IPR Policy, no investigation, including IPR searches, has been carried out by ETSI. No guarantee can be given as to the existence of other IPRs not referenced in ETSI SR 000 314 (or the updates on the ETSI Web server) which are, or may be, or may become, essential to the present document.

---

## Foreword

This Technical Specification (TS) has been produced by ETSI 3rd Generation Partnership Project (3GPP).

The present document may refer to technical specifications or reports using their 3GPP identities, UMTS identities or GSM identities. These should be interpreted as being references to the corresponding ETSI deliverables.

The cross reference between GSM, UMTS, 3GPP and ETSI identities can be found under <http://webapp.etsi.org/key/queryform.asp>.

# Contents

Intellectual Property Rights .....	2
Foreword.....	2
Foreword.....	5
Introduction .....	5
1 Scope .....	6
2 References .....	6
3 Definitions and abbreviations.....	7
3.1 Definitions .....	7
3.2 Abbreviations .....	8
4 System overview .....	8
4.1 Compliance rules.....	8
5 Modelling approach.....	8
6 Information Object Classes (IOCs) .....	9
6.1 Information entities imported and local labels .....	9
6.2 Class diagram .....	10
6.2.1 Attributes and relationships .....	10
6.2.2 Inheritance .....	11
6.3 Information Object Class (IOC) definitions .....	12
6.3.1 ENBFunction .....	12
6.3.1.1 Definition .....	12
6.3.1.2 Attributes.....	12
6.3.1.3 Attribute constraints .....	12
6.3.1.4 Notifications.....	12
6.3.2 ExternalENBFunction.....	12
6.3.2.1 Definition .....	12
6.3.2.2 Attributes.....	12
6.3.2.3 Attribute constraints .....	12
6.3.2.4 Notifications.....	12
6.3.3 EUTRANGenericCell.....	13
6.3.3.1 Definition .....	13
6.3.3.2 Attributes.....	13
6.3.3.3 Attribute constraints .....	13
Notifications 13	
6.3.4 ExternalEUTRANGenericCell .....	13
6.3.4.1 Definition .....	13
6.3.4.2 Attributes.....	14
6.3.4.3 Attribute constraints .....	14
Notifications 14	
6.3.5 EUTRANCellFDD .....	14
6.3.5.1 Definition .....	14
6.3.5.2 Attributes.....	14
6.3.5.3 Attribute constraints .....	14
6.3.5.4 Notifications.....	14
6.3.6 ExternalEUTRANCellFDD.....	14
6.3.6.1 Definition .....	14
6.3.6.2 Attributes.....	15
6.3.6.3 Attribute constraints .....	15
6.3.6.4 Notifications.....	15
6.3.7 EUTRANCellTDD .....	15
6.3.7.1 Definition .....	15
6.3.7.2 Attributes.....	15

6.3.7.3	Attribute constraints .....	15
6.3.7.4	Notifications .....	15
6.3.8	ExternalEUTranCellTDD .....	15
6.3.8.1	Definition .....	15
Attributes	15	
6.3.8.3	Attribute constraints .....	15
6.3.8.4	Notifications .....	15
6.3.9	EUTranRelation .....	16
6.3.9.1	Definition .....	16
6.3.9.2	Attributes .....	16
6.3.9.3	Attribute constraints .....	16
6.3.9.4	Notifications .....	16
6.3.10	Link_ENB_ENB .....	16
6.3.10.1	Definition .....	16
Attributes	16	
6.3.10.3	Attribute constraints .....	16
6.3.10.4	Notifications .....	16
6.3.11	Void .....	16
6.3.12	SectorEquipmentFunction .....	16
6.3.12.1	Definition .....	16
6.3.12.2	Attributes .....	17
6.3.12.3	Attribute constraints .....	17
6.3.12.4	Notifications .....	17
6.3.13	Cdma2000Relation .....	17
6.3.13.1	Definition .....	17
6.3.13.2	Attributes .....	17
6.3.13.3	Attribute constraints .....	17
6.3.13.4	Notifications .....	17
6.4	Information relationship definitions .....	17
6.4.1	EUTranNeighbourCellRelation (M) .....	17
6.4.1.1	Definition .....	17
6.4.1.2	Roles .....	18
6.4.1.3	Constraints .....	18
6.4.2	ExternalEUTranNeighbourCellRelation (M) .....	18
6.4.2.1	Definition .....	18
6.4.2.2	Roles .....	18
6.4.2.3	Constraints .....	18
6.4.3	ExternalCdma2000NeighbourCellRelation (M) .....	18
6.4.3.1	Definition .....	18
6.4.3.2	Roles .....	18
6.4.3.3	Constraints .....	18
6.5	Information attribute definitions .....	19
6.5.1	Definition and legal values .....	19
6.5.2	Constraints .....	22
6.6	Common Notifications .....	22
6.6.1	Alarm and configuration notifications .....	22
6.6.2	Configuration notifications .....	22
6.7	System State Model .....	23
<b>Annex A (informative): Change history .....</b>	<b>24</b>	
History .....	25	

---

## Foreword

This Technical Specification has been produced by the 3<sup>rd</sup> Generation Partnership Project (3GPP).

The contents of the present document are subject to continuing work within the TSG and may change following formal TSG approval. Should the TSG modify the contents of the present document, it will be re-released by the TSG with an identifying change of release date and an increase in version number as follows:

Version x.y.z

where:

- x the first digit:
  - 1 presented to TSG for information;
  - 2 presented to TSG for approval;
  - 3 or greater indicates TSG approved document under change control.
- y the second digit is incremented for all changes of substance, i.e. technical enhancements, corrections, updates, etc.
- z the third digit is incremented when editorial only changes have been incorporated in the document.

---

## Introduction

The present document is part of a TS-family covering the 3<sup>rd</sup> Generation Partnership Project; Technical Specification Group Services and System Aspects; Telecommunication management; as identified below:

- |               |  |
|---------------|--|
| 32.761        | Evolved Universal Terrestrial Radio Access Network (E-UTRAN) Network Resource Model (NRM) Integration Reference Point (IRP): Requirements  |
| <b>32.762</b> | <b>Evolved Universal Terrestrial Radio Access Network (E-UTRAN) Network Resource Model (NRM) Integration Reference Point (IRP): Information Service (IS)</b>                                     |
| 32.763        | Evolved Universal Terrestrial Radio Access Network (E-UTRAN) Network Resource Model (NRM) Integration Reference Point (IRP): Common Object Request Broker Architecture (CORBA) Solution Set (SS) |
| 32.765        | Evolved Universal Terrestrial Radio Access Network (E-UTRAN) Network Resource Model (NRM) Integration Reference Point (IRP): eXtensible Markup Language (XML) file format definition             |

---

# 1 Scope

The present document is part of an Integration Reference Point (IRP) named E-UTRAN Network Resource Model (NRM) IRP, through which an IRPAgent can communicate configuration management information to one or several IRPManagers concerning E-UTRAN resources. The E-UTRAN NRM IRP comprises a set of specifications defining Requirements, a protocol neutral Information Service and one or more Solution Set(s).

The present document specifies the protocol neutral E-UTRAN NRM IRP: Information Service (IS). It reuses relevant parts of the Generic NRM IRP: IS in 3GPP TS 32.622 [6], either by direct reuse or sub-classing, and in addition to that defines E-UTRAN specific Information Object Classes.

In order to access the information defined by this NRM, an Interface IRP such as the "Basic CM IRP" is needed (3GPP TS 32.602 [7]). However, which Interface IRP is applicable is outside the scope of the present document.

---

# 2 References

The following documents contain provisions which, through reference in this text, constitute provisions of the present document.

- References are either specific (identified by date of publication, edition number, version number, etc.) or non-specific.
- For a specific reference, subsequent revisions do not apply.
- For a non-specific reference, the latest version applies. In the case of a reference to a 3GPP document (including a GSM document), a non-specific reference implicitly refers to the latest version of that document *in the same Release as the present document*.

- [1] 3GPP TS 32.101: "Telecommunication management; Principles and high level requirements".
- [2] 3GPP TS 32.102: "Telecommunication management; Architecture".
- [3] 3GPP TS 23.003: "Numbering, addressing and identification".
- [4] 3GPP TS 32.300: "Telecommunication management; Configuration Management (CM); Name convention for Managed Objects".
- [5] 3GPP TS 32.600: "Telecommunication management; Configuration Management (CM); Concept and high-level requirements".
- [6] 3GPP TS 32.622: "Telecommunication management; Configuration Management (CM); Generic network resources Integration Reference Point (IRP): Network Resource Model (NRM)".
- [7] 3GPP TS 32.602: "Telecommunication management; Configuration Management (CM); Basic CM Integration Reference Point (IRP) Information Service (IS)".
- [8] 3GPP TS 32.612: "Telecommunication management; Configuration Management (CM); Bulk CM Integration Reference Point (IRP): Information Service (IS)".
- [9] 3GPP TS 23.401: "Technical Specification Group Services and System Aspects; General Packet Radio Service (GPRS) enhancements for Evolved Universal Terrestrial Radio Access Network (E-UTRAN) access".
- [10] 3GPP TS 36.331: "Technical Specification Group Radio Access Network; Evolved Universal Terrestrial Radio Access (E-UTRA) Radio Resource Control (RRC); Protocol specification".
- [11] 3GPP TS 36.300: " Technical Specification Group Radio Access Network; Evolved Universal Terrestrial Radio Access (E-UTRA) and Evolved Universal Terrestrial Radio Access Network (E-UTRAN); Overall description; Stage 2 ".

- [12] 3GPP TS 36.211: 'Technical Specification Group Radio Access Network; Evolved Universal Terrestrial Radio Access (E-UTRA); Physical Channels and Modulation'
- [13] 3GPP TS 36.101: 'Technical Specification Group Radio Access Network; Evolved Universal Terrestrial Radio Access (E-UTRA); User Equipment (UE) radio transmission and reception'
- [14] 3GPP TS 36.104: 'Technical Specification Group Radio Access Network; Evolved Universal Terrestrial Radio Access (E-UTRA); Base Station (BS) radio transmission and reception'
- [15] 3GPP TS 32.500: " Technical Specification Group Services and System Aspects; Telecommunication Management; Self-Organizing Networks (SON); Concepts and requirements"
- [16] 3GPP TS 32.150: " Technical Specification Group Services and System Aspects; Telecommunication management; Integration Reference Point (IRP) Concept and definitions"
- [17] 3GPP TS 21.905: " Technical Specification Group Services and System Aspects; Vocabulary for 3GPP Specifications"
- [18] 3GPP TS 32.111-2: 'Telecommunication management; Fault Management; Part 2: Alarm Integration Reference Point (IRP): Information Service (IS)'
- [19] 3GPP TS 23.002: 'Network Architecture'
- [20] 3GPP TS 32.652: 'Telecommunication management; Configuration Management (CM); GERAN network resources Integration Reference Point (IRP); Network Resource Model (NRM)'
- [21] 3GPP TS 32.642: 'Telecommunication management; Configuration Management (CM); UTRAN network resources Integration Reference Point (IRP); Network Resource Model (NRM)'
- [22] 3GPP2 S.S0028-D 'OAM&P for cdma2000 (Overview, 3GPP R7 Delta Specification, 3GPP2 Network Resource Model IRP)'
- [23] 3GPP TS 32.752: 'Telecommunication management; Evolved Packet Core (EPC) Network Resource Model (NRM) Integration Reference Point (IRP): Information Service (IS)'
- [24] 3GPP TS 36.423: 'Technical Specification Group Radio Access Network; Evolved Universal Terrestrial Radio Access Network (E-UTRAN); X2 application protocol (X2AP)'
- [25] 3GPP TS 36.213: 'Technical Specification Group Radio Access Network; Evolved Universal Terrestrial Radio Access (E-UTRA); Physical layer procedures'
- [26] 3GPP TS 32.672: 'Technical Specification Group Services and System Aspects; Telecommunication management; Configuration Management (CM); State Management Integration Reference Point (IRP); Information Service (IS)'

---

## 3 Definitions and abbreviations

### 3.1 Definitions

For the purposes of the present document, the terms and definitions given in TS 32.150 [16], TS 32.101 [1], TS 32.102 [2] and TS 21.905 [17] and the following apply. A term defined in the present document takes precedence over the definition of the same term, if any, in TS 32.150 [16], TS 32.101 [1], TS 32.102 [2] and TS 21.905 [17], in that order.

**Association:** In general it is used to model relationships between Managed Objects. Associations can be implemented in several ways, such as:

- (1) name bindings,
- (2) reference attributes, and
- (3) association objects.



This IRP stipulates that containment associations shall be expressed through name bindings, but it does not stipulate the implementation for other types of associations as a general rule. These are specified as separate entities in the object models (UML diagrams).

**Managed Element (ME):** An instance of the Information Object Class ManagedElement defined in TS 32.622 [6].

**eNodeB:** A logical node responsible for radio transmission/reception in one or more cells to/from the User Equipment. It terminates the S1 interface towards the EPC.

## 3.2 Abbreviations

For the purposes of the present document, the abbreviations given in TS 32.150 [16], TS 32.101 [1], TS 32.102 [2] and TS 21.905 [17] and the following apply. An abbreviation defined in the present document takes precedence over the definition of the same abbreviation, if any, in TS 32.150 [16], TS 32.101 [1], TS 32.102 [2] and TS 21.905 [17], in that order.

DN	Distinguished Name (see 3GPP TS 32.300 [4])
E-UTRA	Evolved Universal Terrestrial Radio Access
E-UTRAN	Evolved Universal Terrestrial Radio Access Network
ME	Managed Element
MO	Managed Object
NR	Neighbour cell Relation
PM	Performance Management
RDN	Relative Distinguished Name (see 3GPP TS 32.300 [4])

---

## 4 System overview

### 4.1 Compliance rules

The following defines the meaning of Mandatory and Optional IOC attributes and associations between IOCs, in Solution Sets to the IRP defined by the present document:

- The IRPManager shall support all mandatory attributes/associations. The IRPManager shall be prepared to receive information related to mandatory as well as optional attributes/associations without failure; however the IRPManager does not have to support handling of the optional attributes/associations.
- The IRPAgent shall support all mandatory attributes/associations. It may support optional attributes/associations.

An IRPAgent that incorporates vendor-specific extensions shall support normal communication with a 3GPP SA5-compliant IRPManager with respect to all Mandatory and Optional information object classes, attributes and associations without requiring the IRPManager to have any knowledge of the extensions.

Given that

- rules for vendor-specific extensions remain to be fully specified, and
- many scenarios under which IRPManager and IRPAgent interwork may exist,

it is recognised that the IRPManager, even though it is not required to have knowledge of vendor-specific extensions, may be required to be implemented with an awareness that extensions can exist and behave accordingly.

---

## 5 Modelling approach

The modelling approach adopted and used in this IRP is described in TS 32.622 [6].

## 6 Information Object Classes (IOCs)

### 6.1 Information entities imported and local labels

Label reference	Local label
3GPP TS 32.672 [26], attribute, administrativeState	administrativeState
3GPP TS 32.672 [26], attribute, availabilityStatus	availabilityStatus
3GPP TS 32.672 [26], attribute, operationalState	operationalState
3GPP TS 32.622 [6], IOC, Top	Top
3GPP TS 32.622 [6], IOC, ManagedElement	ManagedElement
3GPP TS 32.622 [6], IOC, SubNetwork	SubNetwork
3GPP TS 32.622 [6], IOC, ManagedFunction	ManagedFunction
3GPP TS 32.622 [6], IOC, Link	Link
3GPP TS 32.752 [23], IOC, MMEFunction	MMEFunction
3GPP TS 32.752 [23], IOC, ExternalMMEFunction	ExternalMMEFunction
3GPP TS 32.642 [21], IOC, UtranRelation	UtranRelation
3GPP TS 32.642 [21], IOC, AntennaFunction	AntennaFunction
3GPP TS 32.642 [21], IOC, TmaFunction	TmaFunction
3GPP TS 32.652 [20], IOC, GsmRelation	GsmRelation
3GPP2 TS S.S0028 [22], IOC, ExternalSector	ExternalSector
3GPP TS 32.752 [23], IOC, EP_RP_EPS	EP_RP_EPS
3GPP TS 32.752 [23], IOC, QCISet	QCISet

## 6.2 Class diagram

### 6.2.1 Attributes and relationships

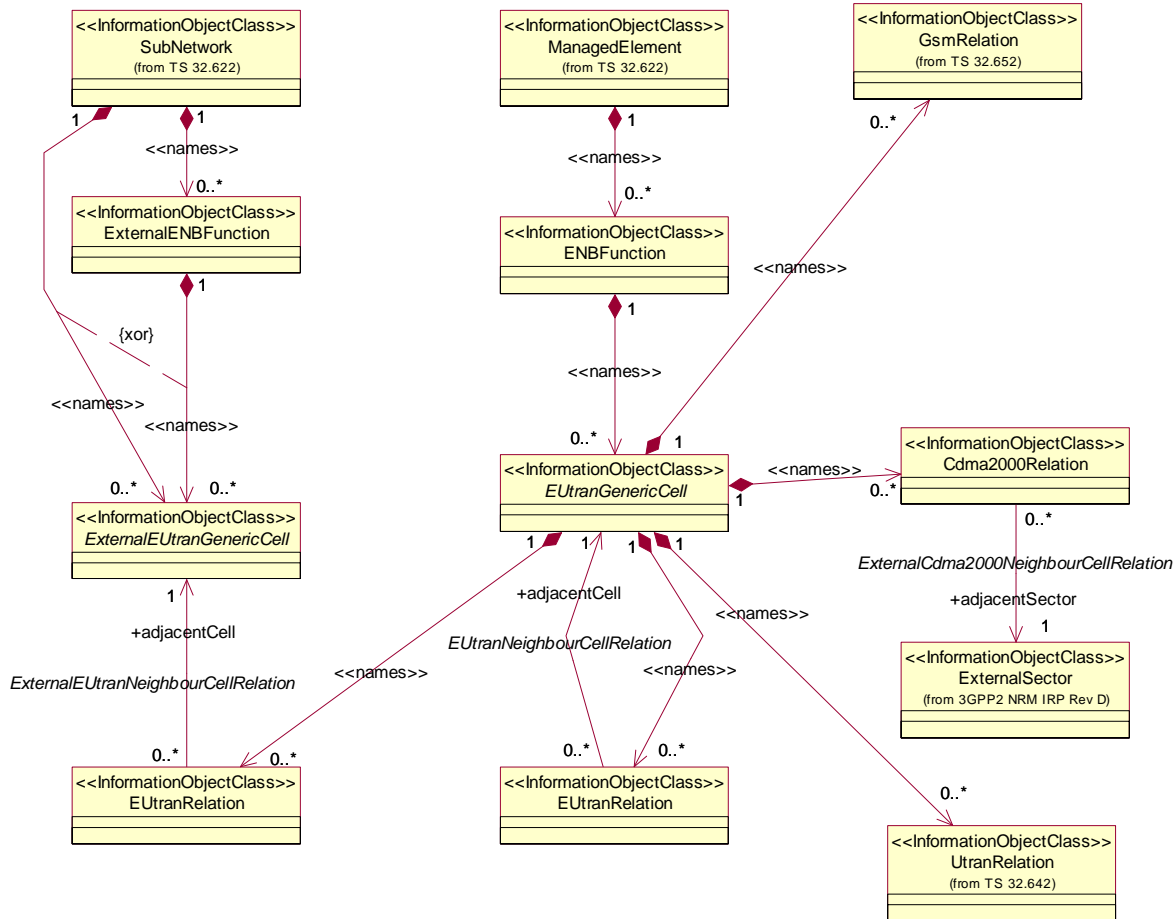


Figure 6.2.1.1: Cell view of E-UTRAN NRM

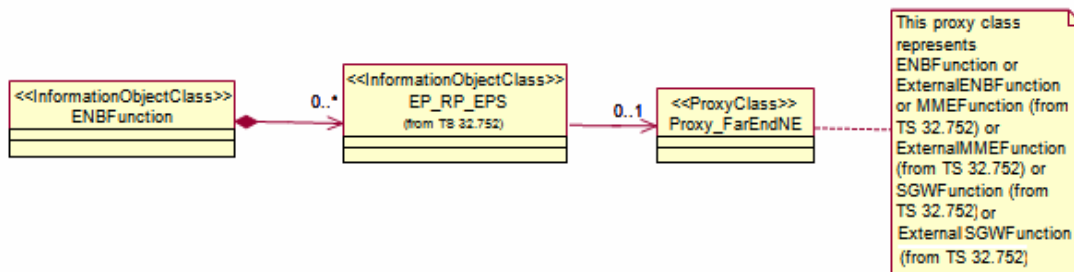


Figure 6.2.1.2: Transport view of E-UTRAN NRM

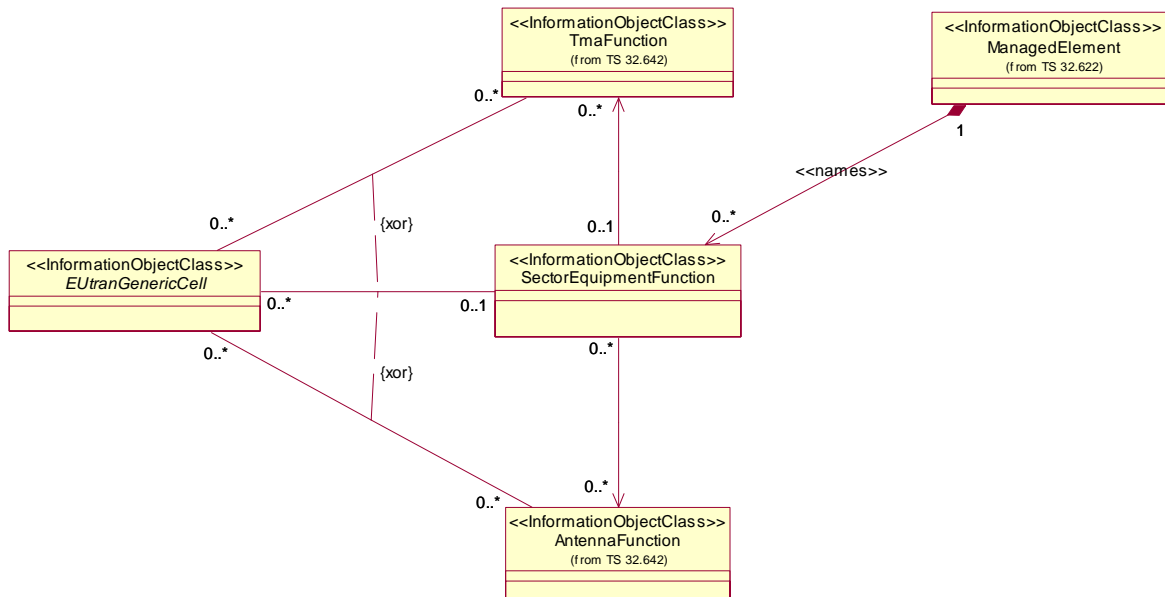


Figure 6.2.1.3: Radio equipment view of E-UTRAN NRM

NOTE: Either the EUTranGenericCell has a relation to SectorEquipmentFunction, or the EUTranGenericCell has relations to AntennaFunction and TMAFunction.

### 6.2.2 Inheritance

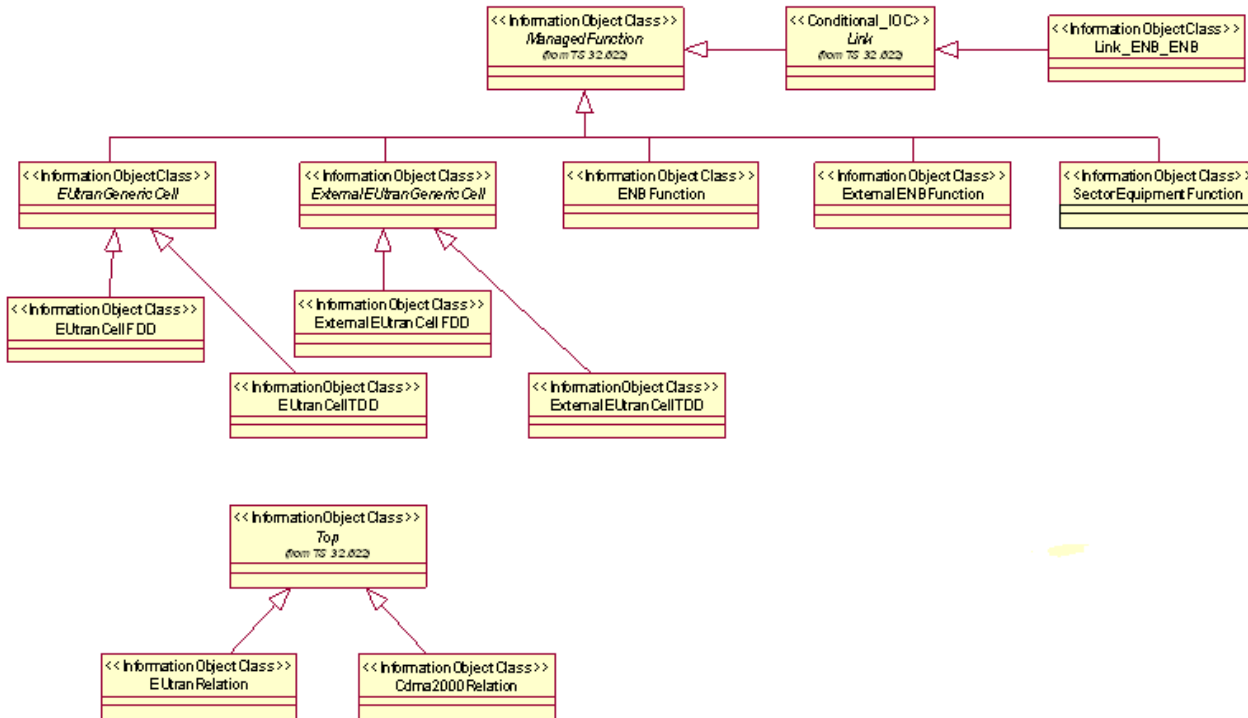


Figure 6.2.2.1: E-UTRAN NRM Inheritance Hierarchy

## 6.3 Information Object Class (IOC) definitions

### 6.3.1 ENBFunction

#### 6.3.1.1 Definition

This IOC represents eNB functionality. For more information about the eNB, see 3GPP TS 23.002 [19].

#### 6.3.1.2 Attributes

Attribute name	Support Qualifier	Read Qualifier	Write Qualifier
id	M	M	-
x2BlackList	CM	M	M
x2WhiteList	CM	M	M
x2HOBlackList	CM	M	M
x2IpAddressList	O	M	-

#### 6.3.1.3 Attribute constraints

Name	Definition
x2BlackList Support Qualifier	The condition is 'ANR function is supported'.
x2WhiteList Support Qualifier	The condition is 'ANR function is supported'.
x2HOBlackList Support Qualifier	The condition is 'ANR function is supported'.

#### 6.3.1.4 Notifications

The common notifications defined in subclause 6.6.1 are valid for this IOC, without exceptions or additions.

## 6.3.2 ExternalENBFunction

#### 6.3.2.1 Definition

This IOC represents an external eNB functionality. For more information about the eNB, see 3GPP TS 23.002 [19].

#### 6.3.2.2 Attributes

Attribute name	Support Qualifier	Read Qualifier	Write Qualifier
id	M	M	-

#### 6.3.2.3 Attribute constraints

None.

#### 6.3.2.4 Notifications

The common notifications defined in subclause 6.6.2 are valid for this IOC, without exceptions or additions.

## 6.3.3 EUTranGenericCell

### 6.3.3.1 Definition

This abstract IOC represents the common properties of an E-UTRAN generic cell. For more information about cells, see 3GPP TS 23.401 [9].

### 6.3.3.2 Attributes

Attribute name	Support Qualifier	Read Qualifier	Write Qualifier
id	M	M	-
cellIdentity	M	M	M
cellType	M	M	M
cellSize	M	M	M
plmnIdList	M	M	M
tac	M	M	M
pci	M	M	CM
pciList	CM	M	M
maximumTransmissionPower	M	M	CM
referenceSignalPower	M	M	M
pb	M	M	M
partOfSectorPower	CM	M	M

Attribute Name	Support Qualifier	Read Qualifier	Write Qualifier
operationalState	O	M	-
administrativeState	O	M	M
availabilityStatus	O	M	-

NOTE: No state or status propagation shall be implied.

### 6.3.3.3 Attribute constraints

Name	Definition
pci CM Write Qualifier	Centralized PCI assignment (see TS 32.500, ref [15] subclause 6.1.6) is supported.
pciList CM Support Qualifier	Distributed PCI assignment (see TS 32.500, ref [15] subclause 6.1.6) is supported.
partOfSectorPower CM support qualifier	The IOC SectorEquipmentFunction is used.
maximumTransmissionPower CM Write Qualifier	The IOC SectorEquipmentFunction is not used.

## Notifications

The common notifications defined in subclause 6.6.1 are valid for this IOC, without exceptions or additions.

## 6.3.4 ExternalEUTranGenericCell

### 6.3.4.1 Definition

This abstract IOC represents the properties of an E-UTRAN generic cell controlled by another IRPAgent. This IOC contains necessary attributes for inter-system and intra-system handover. It also contains a subset of the attributes of related IOCs controlled by another IRPAgent. The way to maintain consistency between the attribute values of these IOCs is outside the scope of the present document.

### 6.3.4.2 Attributes

Attribute name	Support Qualifier	Read Qualifier	Write Qualifier
id	M	M	-
pci	M	M	M
plmnIdList	M	M	M
cellIdentity	M	M	M

### 6.3.4.3 Attribute constraints

None.

### Notifications

The common notifications defined in subclause 6.6.2 are valid for this IOC, without exceptions or additions.

## 6.3.5 EUTranCellFDD

### 6.3.5.1 Definition

This IOC represents the properties of E-UTRAN FDD cell.

### 6.3.5.2 Attributes

Attribute name	Support Qualifier	Read Qualifier	Write Qualifier
earfcnDl	M	M	M
earfcnUl	M	M	M

### 6.3.5.3 Attribute constraints

None.

### 6.3.5.4 Notifications

The common notifications defined in subclause 6.6.1 are valid for this IOC, without exceptions or additions.

## 6.3.6 ExternalEUTranCellFDD

### 6.3.6.1 Definition

This IOC represents the common properties of external E-UTRAN FDD cell.

### 6.3.6.2 Attributes

**Table 6.3.5.2.1: Attributes of ExternalEUTranCellFDD**

Attribute name	Support Qualifier	Read Qualifier	Write Qualifier
earfcnDl	M	M	M
earfcnUl	M	M	M

### 6.3.6.3 Attribute constraints

None.

### 6.3.6.4 Notifications

The common notifications defined in subclause 6.6.2 are valid for this IOC, without exceptions or additions.

## 6.3.7 EUTranCellTDD

### 6.3.7.1 Definition

This IOC represents the properties of E-UTRAN cell TDD.

### 6.3.7.2 Attributes

Attribute name	Support Qualifier	Read Qualifier	Write Qualifier
earfcn	M	M	M
sfAssignment	M	M	M
specialSfPatterns	M	M	M

### 6.3.7.3 Attribute constraints

None.

### 6.3.7.4 Notifications

The common notifications defined in subclause 6.6.1 are valid for this IOC, without exceptions or additions.

## 6.3.8 ExternalEUTranCellTDD

### 6.3.8.1 Definition

This IOC represents the common properties of external E-UTRAN cell TDD.

### Attributes

Attribute name	Support Qualifier	Read Qualifier	Write Qualifier
earfcn	M	M	M

### 6.3.8.3 Attribute constraints

None.

### 6.3.8.4 Notifications

The common notifications defined in subclause 6.6.2 are valid for this IOC, without exceptions or additions.



## 6.3.9 EUTranRelation

### 6.3.9.1 Definition

This IOC represents a NR from one EUTranGenericCell instance to another EUTranGenericCell or ExternalEUTranGenericCell instance. NRs are directional.

### 6.3.9.2 Attributes

Attribute name	Support Qualifier	Read Qualifier	Write Qualifier
id	M	M	-
tCI	O	M	M
isRemoveAllowed	CM	M	M
isHOAllowed	CM	M	M
adjacentCell	M	M	M
isICICInformationSendAllowed	CM	M	M
isLBAllowed	CM	M	M

### 6.3.9.3 Attribute constraints

Name	Definition
isRemoveAllowed Support Qualifier	The condition is 'ANR function is supported'.
isHOAllowed Support Qualifier	The condition is 'ANR function is supported'.
isICICInformationSendAllowed Support Qualifier	The condition is 'ICIC function is supported'.
isLBAllowed Support Qualifier	The condition is 'LB function is supported'.

### 6.3.9.4 Notifications

The common notifications defined in subclause 6.6.1 are valid for this IOC, without exceptions or additions.

## 6.3.10 Link\_ENB\_ENB

### 6.3.10.1 Definition

This IOC represents the link between two ENBFunction.

#### Attributes

None.

### 6.3.10.3 Attribute constraints

None.

### 6.3.10.4 Notifications

The common notifications defined in subclause 6.6.1 are valid for this IOC, without exceptions or additions.

## 6.3.11 Void

## 6.3.12 SectorEquipmentFunction

### 6.3.12.1 Definition

This IOC represents a set of cells within a geographical area that has common functions relating to AntennaFunction, TMAFunction and supporting equipment, such as power amplifier.

### 6.3.12.2 Attributes

Attribute name	Support Qualifier	Read Qualifier	Write Qualifier
id	M	M	-
fqBand	M	M	--
confOutputPower	M	M	M

### 6.3.12.3 Attribute constraints

None.

### 6.3.12.4 Notifications

The common notifications defined in subclause 6.6.1 are valid for this IOC, without exceptions or additions.

## 6.3.13 Cdma2000Relation

### 6.3.13.1 Definition

This IOC represents a NR from one EUTranGenericCell to a CDMA2000 sector. NRs are directional.

See 3GPP2 TS S.S0028 [22]

### 6.3.13.2 Attributes

Attribute name	Support Qualifier	Read Qualifier	Write Qualifier
id	M	M	-
adjacentSector	M	M	-

### 6.3.13.3 Attribute constraints

None.

### 6.3.13.4 Notifications

The common notifications defined in subclause 6.6.1 are valid for this IOC, without exceptions or additions.

## 6.4 Information relationship definitions

### 6.4.1 EUTranNeighbourCellRelation (M)

#### 6.4.1.1 Definition

This association represents the unidirectional Neighbour cell Relation (NR) from the EUTranGenericCell containing this EUTranRelation to another EUTranGenericCell.

### 6.4.1.2 Roles

Name	Definition
adjacentCell	This role represents the associated <code>EUtranGenericCell</code> of an <code>EUtranNeighbourCellRelation</code> .

### 6.4.1.3 Constraints

Associations `EUtranNeighbourCellRelation` and `ExternalEUtranNeighbourCellRelation` are mutually exclusive.

## 6.4.2 ExternalEUtranNeighbourCellRelation (M)

### 6.4.2.1 Definition

This association represents the unidirectional Neighbour cell Relation (NR) from the `EUtranGenericCell` containing this `EUtranRelation` to an `ExternalEUtranGenericCell`.

### 6.4.2.2 Roles

Name	Definition
adjacentCell	This role represents the associated <code>ExternalEUtranGenericCell</code> of an <code>ExternalEUtranNeighbourCellRelation</code> .

### 6.4.2.3 Constraints

Associations `EUtranNeighbourCellRelation` and `ExternalEUtranNeighbourCellRelation` are mutually exclusive.

## 6.4.3 ExternalCdma2000NeighbourCellRelation (M)

### 6.4.3.1 Definition

This association represents the unidirectional Neighbour cell Relation (NR) from the `EUtranGenericCell` containing this `Cdma2000Relation` to an `ExternalSector`.

### 6.4.3.2 Roles

Name	Definition
adjacentSector	This role represents the associated <code>ExternalSector</code> of an <code>ExternalCdma2000NeighbourCellRelation</code> .

### 6.4.3.3 Constraints

## 6.5 Information attribute definitions

### 6.5.1 Definition and legal values

Table 6.5.1.1 defines the attributes that are present in several Information Object Classes (IOCs) of the present document.

**Table 6.5.1.1: Attributes definitions and legal values**

Attribute Name	Definition	Legal Values
adjacentCell	This attribute contains the DN of a <code>EUtranGenericCell</code> or <code>ExternalEUtranGenericCell</code> .	
adjacentSector	This attribute contains the DN of an <code>ExternalSector</code> .	
cellIdentity	Unambiguously identify a cell within a PLMN.	Refer to TS 36.331[10]
cellSize	See cell-Size in TS 36.423 [24].	See cell-Size in TS 36.423 [24].
cellType	Cell type for management	Enumerated {femto, pico, macro}.
confOutputPower	It defines the allowed total power to use for all cells together in this sector. It may be set by the operator and/or limited by HW limitation or licensed power, e.g.: 20, 40, 60, 80,120 watts	
referenceSignalPower	This defines the cell specific downlink reference signal transmit power, which is described in 3GPP TS 36.213[25]	See 3GPP TS 36.331[10]
earfcn	It is the frequency number for the central frequency. See 3GPP TS 36.104[14].	See 3GPP TS 36.104[14].
earfcnuL	Specifies the channel number for the central UL frequency. The mapping from channel number to physical frequency is described in 3GPP specification TS 36.101 [13] subclause 5.7.3.	See EARFCN in TS 36.101 [13] subclause 5.7.3.
earfcnDl	Specifies the channel number for the central DL frequency. The mapping from channel number to physical frequency is described in 3GPP specification TS 36.101 [13] subclause 5.7.3.	See EARFCN in TS 36.101 [13] subclause 5.7.3
farEndNeIpAddr	The IP address(s) of the far end network entity to which the reference point is related.  This is an IPv4 or an IPv6 address.	
fqBand	This is the frequency band supported by the hardware associated with the <code>SectorEquipmentFunction</code> . The <code>earfcnDl</code> and <code>earfcnUl</code> of cells associated with the <code>SectorEquipmentFunction</code> must be assigned with value within this <code>fqBand</code> value.	See section 5 Table 5.2-1 'E-UTRA frequency band' of TS 36.104 [14]. Other legal values would be applicable for other technologies such as for UTRA.
id	An attribute whose "name+value" can be used as an RDN when naming an instance of the object class. This RDN uniquely identifies the object instance within the scope of its containing (parent) object instance.	
isRemoveAllowed (see note 1)	This indicates if the subject <code>EUtranRelation</code> can be removed (deleted) or not.  If "yes", the subject <code>EUtranRelation</code> instance can be removed (deleted).  If "no", the subject <code>EUtranRelation</code> instance shall not be removed (deleted) by any entity but an <code>IRPManager</code> .	yes, no

isHOAllowed (see note 1)	<p>This indicates if HO is allowed or prohibited.</p> <p>If "yes", handover is allowed from source cell to target cell. The source cell is identified by the name-containing <code>EUtranGenericCell</code> of the <code>EUtranRelation</code> that has the <code>isHOAllowed</code>. The target cell is referenced by the <code>EUtranRelation</code> that has this <code>isHOAllowed</code>.</p> <p>If "no", handover shall not be allowed.</p>	yes, no
isICICInformationSendAllowed	<p>This indicates if ICIC (Inter Cell Interference Coordination) load information message (see TS 36.423 [24] Section 9.1.2.1 LOAD INFORMATION) sending is allowed or prohibited.</p> <p>If "yes", ICIC load information message sending is allowed from source cell to target cell. The source cell is identified by the name-containing <code>EUtranGenericCell</code> of the <code>EUtranRelation</code> that has the <code>isICICInformationSendAllowed</code>. The target cell is referenced by the <code>EUtranRelation</code> that has this <code>isICICInformationSendAllowed</code>.</p> <p>If "no", ICIC load information message sending shall not be allowed.</p>	yes, no
isLBAllowed	<p>This indicates if load balancing is allowed or prohibited from source cell to target cell.</p> <p>If "yes", load balancing is allowed from source cell to target cell. The source cell is identified by the name-containing <code>EUtranGenericCell</code> of the <code>EUtranRelation</code> that has the <code>isLBAllowed</code>. The target cell is referenced by the <code>EUtranRelation</code> that has this <code>isLBAllowed</code>.</p> <p>If "no", load balancing shall be prohibited from source cell to target cell.</p>	yes, no
maximumTransmissionPower	This is the maximum possible for all downlink channels, used simultaneously in a cell, added together.	
partOfSectorPower	This is the requested part (i.e. %) of the total radio power available to the <code>SectorEquipmentFunction</code> . The requested % power should be allocated to the cell.	0 : 100
pb	$P_B$ , which is described in Section 5.2 of TS 36.213 [25]	See 3GPP TS 36.213[25]
pci	<p>This holds the Physical Cell Identity (PCI) of the cell (for both Centralized and Distributed PCI assignment cases).</p> <p>In the case of Centralized PCI assignment, see TS 36.300, [11] subclause 22.3.5, IRPManager signals a specific value by writing this attribute.</p>	See TS 36.211 [12] subclause 6.11 for legal values of pci.
pciList	<p>This holds a list of physical cell identities that can be assigned to the pci attribute by eNB. The assignment algorithm is not specified.</p> <p>This attribute shall be supported if and only if the Distributed PCI Assignment is supported. See TS 32.500, ref [15] subclause 6.1.6.</p>	See TS 36.211 [12] subclause 6.11 for legal values of pci. The number of pci in the list is 1 to 504.

plmnIdList	List of unique identities for PLMN. Note: A cell can broadcast up to 6 PLMN-id's. This is to support the case that one cell can be used by up to 6 operators' core networks. One member of plmnIdList is the primary PLMN Id. See TS 36.331 [10] section 6.2.2: SystemInformationBlockType1/cellAccessRelatedInformation/plmn-IdentityList is a SEQUENCE (SIZE (1..6))	A list of at most six entries of PLMN Identifiers. The PLMN Identifier is composed of a Mobile Country Code (MCC) and a Mobile Network Code (MNC). See TS 23.003 [3] subclause 2.2 and 12.1.
sfAssignment	This is the uplink-downlink subframe configuration number of a TDD E-UTRAN cell.	See 3GPP TS 36.211[12].
specialSfPatterns	This is the special subframe configuration number of a TDD E-UTRAN cell.	See 3GPP TS 36.211[12].
tac	Common Tracking Area Code for the PLMNs. The identity used to identify tracking areas.	a) It is the Tracking Area Code (TAC). b) A cell can only broadcast one TAC. See TS 36.300 [11], section 10.1.7 (PLMNID and TAC relation). c) TAC is defined in TS 23.003 [3], section 19.4.2.3.
tCI	This is the Target Cell Identifier. It consists of E-UTRAN Cell Global Identifier (ECGI) and Physical Cell Identifier (PCI) of the target cell.  The EUTranRelation.tCI identifies the target cell from the perspective of the EUTranGenericCell, the name-containing instance of the subject EUTranRelation instance.	The Target Cell Identifier is defined in TS 36.300 [11]. See TS 36.211 [12] subclause 6.11 for legal values of the PCI.
x2BlackList	This is a list of DNs of ENBFunction and ExternalENBFunction. If the target node DN is a member of the source node's ENBFunction.x2BlackList, the source node is:  <ol style="list-style-type: none"> <li>1 Prohibited from sending X2 connection request to target node;</li> <li>2 Forced to tear down established X2 connection to target node</li> <li>3 Not allowed to accept incoming X2 connection request from target node.</li> </ol> The same DN may appear here and in ENBFunction.x2WhiteList. In such case, the DN in x2WhiteList shall be treated as if it is absent.	
x2IpAddressList	Represents one or more IP addresses used by ENBFunction for this ENBFunction's X2 Interface	One or more IPv4 or IPv6 addresses
x2WhiteList	This is a list of DNs of ENBFunction and ExternalENBFunction. If the target node DN is a member of the source node's ENBFunction.x2WhiteList, the source node : <ul style="list-style-type: none"> <li>- Is allowed to request the establishment of X2 connection with the target node;</li> <li>- Is not allowed to initiate the tear down of established X2 connection to target node</li> </ul> The same DN may appear here and in ENBFunction.x2BlackList. In such case, the DN here shall be treated as if it is absent.	

x2HOBlackList	This is a list of DNs of ENBFunction. The ENBFunction.x2HOBlackList identifies a list of neighbour ENBFunction with whom the subject ENBFunction is prohibited to use X2 interface for HO's even if the X2 interface exists between them.	
---------------	---	--

NOTE: Attributes isRemoveAllowed and isHOAllowed each has 2 legal values, allow (A) and prohibited (P). The two attributes are semantically equivalent to one attribute with 4 legal values such as:

hOAllow; hOProhibited; hOWhiteListed; hOBlackListed;

where

- hOAllow == isRemoveAllowed is A and isHOAllowed is A;
- hOProhibited == isRemoveAllowed is A and isHOAllowed is P;
- hOWhiteListed == isRemoveAllowed is P and isHOAllowed is A;
- hOBlackListed == isRemoveAllowed is P and isHOAllowed is P.

Therefore, the choice of an option is FFS.

## 6.5.2 Constraints

None.

## 6.6 Common Notifications

### 6.6.1 Alarm and configuration notifications

Name	Qualifier	Notes
notifyAckStateChanged	See Alarm IRP (3GPP TS 32.111-2 [11])	
notifyAttributeValueChange	O	
notifyChangedAlarm	See Alarm IRP (3GPP TS 32.111-2 [11])	
notifyClearedAlarm	See Alarm IRP (3GPP TS 32.111-2 [11])	
notifyNewAlarm	See Alarm IRP (3GPP TS 32.111-2 [11])	
notifyObjectCreation	O	
notifyObjectDeletion	O	
notifyComments	See Alarm IRP (3GPP TS 32.111-2 [11])	
notifyAlarmListRebuilt	See Alarm IRP (3GPP TS 32.111-2 [11])	
notifyPotentialFaultyAlarmList	See Alarm IRP (3GPP TS 32.111-2 [11])	

Note that these notifications are issued based on occurrences on the IRPAgent IOC and not on occurrences on other IOCs.

### 6.6.2 Configuration notifications

Name	Qualifier	Notes
notifyAttributeValueChange	O	
notifyObjectCreation	O	
notifyObjectDeletion	O	

Note that these notifications are issued based on occurrences on the IRPAgent IOC and not on occurrences on other IOCs.

## 6.7 System State Model

None.



## Annex A (informative): Change history

Change history									
Date	TSG #	TSG Doc.	CR	Rev	Subject/Comment	Cat	Old	New	
Dec 2008					Presentation to SA for information		---	1.0.0	
Mar 2009	SP-43	SP-090074	--	--	Presentation to SA for approval		2.0.0	8.0.0	
Jun 2009	SP-44	SP-090408	001	-	Cleanup, updated figures and improved definitions	F	8.0.0	8.1.0	
Jun 2009	SP-44	SP-090289	002	-	Clarify x2Whitelist definition	F	8.0.0	8.0.0	
Jun 2009	SP-44	SP-090408	004	-	Add the missing cellSize attribute in EUTranGenericCell IOC - align with 36.423	F	8.0.0	8.1.0	
Jun 2009	SP-44	SP-090408	006	-	IOC Relations and UML updates	F	8.0.0	8.1.0	
Jun 2009	SP-44	SP-090408	007	-	Add missing IOCs in the Class Diagram	F	8.0.0	8.1.0	
Jun 2009	SP-44	SP-090408	008	-	Add the missing downlink power related attributes for EUTRAN Cell - align with 36.213 and 36.331	F	8.0.0	8.1.0	
Jun 2009	SP-44	SP-090289	003	-	Add downlink power related attributes for EUTRAN Cell	F	8.0.0	8.1.0	
Jun 2009	SP-44	SP-090290	005	-	Add ICIC management attribute in EUTranRelation	B	8.1.0	9.0.0	
Jun 2009	SP-44	SP-090408	009	-	Add the missing downlink power related attributes for EUTRAN Cell - align with 36.213 and 36.331	B	8.1.0	9.0.0	
Sep 2009	SP-45	SP-090542	011	-	Add missing attribute "id"	A	9.0.0	9.1.0	
Sep 2009	SP-45	SP-090534	012	-	Removing changes introduced by S5-092094	A	9.0.0	9.1.0	
Sep 2009	SP-45	SP-090542	014	-	Correct Information relationship definitions	A	9.0.0	9.1.0	
Sep 2009	SP-45	SP-090542	017	-	Cleanup and improvements	F	9.0.0	9.1.0	
Dec 2009	SP-46	SP-090719	018	-	Add attributes to EUTranCellITDD and ExternalEUTranCellITDD	B	9.1.0	9.2.0	
Dec 2009	SP-46	SP-090719	019	-	Add load balancing control	B	9.1.0	9.2.0	
Dec 2009	SP-46	SP-090719	020	-	Remove the repeated definition of EP_RP_EPS	F	9.1.0	9.2.0	
Dec 2009	SP-46	SP-090719	021	-	Import QCISet IOC to E-UTRAN NRM IRP	B	9.1.0	9.2.0	
Dec 2009	SP-46	SP-090719	022	-	Indicate primary PLMN Id in plmnIdList attribute	C	9.1.0	9.2.0	
Jan 2010	--	--	--	--	Editorial correction (highlighting in 6.3.3.2)	--	9.2.0	9.2.1	
Mar 2010	SP-47	SP-100035	024	--	Delete the redundant Proxy Classes ProxyGsmCell and ProxyUtranCell	F	9.2.1	9.3.0	
Mar 2010	SP-47	SP-100035	025	--	Make tCI attribute of EUTranRelation IOC optional	F	9.2.1	9.3.0	
Mar 2010	SP-47	SP-100036	027	--	Add the missing IOC ExternalSGWFunction that Proxy_FarEndNE can represent	F	9.2.1	9.3.0	
Apr 2010					Correction to history table (adds CR027)		9.3.0	9.3.1	

---

## History

<b>Document history</b>		
V9.2.1	April 2010	Publication
V9.3.0	April 2010	Publication
V9.3.1	April 2010	Publication