

# ETSI TS 132 409 V10.4.0 (2012-03)



Technical Specification

**Digital cellular telecommunications system (Phase 2+);  
Universal Mobile Telecommunications System (UMTS);  
LTE;  
Telecommunication management;  
Performance Management (PM);  
Performance measurements;  
IP Multimedia Subsystem (IMS)  
(3GPP TS 32.409 version 10.4.0 Release 10)**



Reference

---

RTS/TSGS-0532409va40

Keywords

---

GSM,LTE,UMTS

**ETSI**

650 Route des Lucioles  
F-06921 Sophia Antipolis Cedex - FRANCE

Tel.: +33 4 92 94 42 00 Fax: +33 4 93 65 47 16

Siret N° 348 623 562 00017 - NAF 742 C  
Association à but non lucratif enregistrée à la  
Sous-Préfecture de Grasse (06) N° 7803/88

---

**Important notice**

Individual copies of the present document can be downloaded from:

<http://www.etsi.org>

The present document may be made available in more than one electronic version or in print. In any case of existing or perceived difference in contents between such versions, the reference version is the Portable Document Format (PDF). In case of dispute, the reference shall be the printing on ETSI printers of the PDF version kept on a specific network drive within ETSI Secretariat.

Users of the present document should be aware that the document may be subject to revision or change of status. Information on the current status of this and other ETSI documents is available at

<http://portal.etsi.org/tb/status/status.asp>

If you find errors in the present document, please send your comment to one of the following services:

[http://portal.etsi.org/chaicor/ETSI\\_support.asp](http://portal.etsi.org/chaicor/ETSI_support.asp)

---

**Copyright Notification**

No part may be reproduced except as authorized by written permission.  
The copyright and the foregoing restriction extend to reproduction in all media.

© European Telecommunications Standards Institute 2012.  
All rights reserved.

DECT™, PLUGTESTS™, UMTS™ and the ETSI logo are Trade Marks of ETSI registered for the benefit of its Members.  
3GPP™ and LTE™ are Trade Marks of ETSI registered for the benefit of its Members and  
of the 3GPP Organizational Partners.  
GSM® and the GSM logo are Trade Marks registered and owned by the GSM Association.

---

## Intellectual Property Rights

IPRs essential or potentially essential to the present document may have been declared to ETSI. The information pertaining to these essential IPRs, if any, is publicly available for **ETSI members and non-members**, and can be found in ETSI SR 000 314: "*Intellectual Property Rights (IPRs); Essential, or potentially Essential, IPRs notified to ETSI in respect of ETSI standards*", which is available from the ETSI Secretariat. Latest updates are available on the ETSI Web server (<http://ipr.etsi.org>).

Pursuant to the ETSI IPR Policy, no investigation, including IPR searches, has been carried out by ETSI. No guarantee can be given as to the existence of other IPRs not referenced in ETSI SR 000 314 (or the updates on the ETSI Web server) which are, or may be, or may become, essential to the present document.

---

## Foreword

This Technical Specification (TS) has been produced by ETSI 3rd Generation Partnership Project (3GPP).

The present document may refer to technical specifications or reports using their 3GPP identities, UMTS identities or GSM identities. These should be interpreted as being references to the corresponding ETSI deliverables.

The cross reference between GSM, UMTS, 3GPP and ETSI identities can be found under <http://webapp.etsi.org/key/queryform.asp>.

# Contents

Intellectual Property Rights .....	2
Foreword.....	2
Foreword.....	9
Introduction .....	9
1 Scope .....	10
2 References .....	10
3 Measurement family and abbreviations.....	13
3.1 Measurement family.....	13
3.2 Abbreviations .....	13
4 Functionality related measurements .....	16
4.1 Measurements related to CSCF.....	16
4.1.1 Registration related measurements .....	16
4.1.1.1 Initial registration.....	16
4.1.1.1.1 Attempted initial registration procedures .....	16
4.1.1.1.2 Successful initial registration procedures .....	16
4.1.1.1.3 Failed initial registration procedures .....	16
4.1.1.1.4 IMS initial registration set-up time (Mean) .....	17
4.1.1.1.5 Attempted initial registration procedures per access technology.....	18
4.1.1.1.6 Successful initial registration procedures per access technology .....	18
4.1.1.2 Re-registration.....	18
4.1.1.2.1 Attempted re-registration procedures .....	18
4.1.1.2.2 Successful re-registration procedures .....	19
4.1.1.2.3 Failed re-registration procedures .....	19
4.1.1.2.4 Attempted re-registration procedures per access technology .....	20
4.1.1.2.5 Successful re-registration procedures per access technology .....	20
4.1.1.3 De-registration .....	21
4.1.1.3.1 De-registrations initiated by UE.....	21
4.1.1.3.1.4 Attempted de-registrations initiated by UE per access technology.....	22
4.1.1.3.1.5 Successful de-registrations initiated by UE per access technology.....	22
4.1.1.3.2 De-registration initiated by HSS.....	22
4.1.1.3.3 De-registration initiated by service platform.....	24
4.1.1.4 Third party registration .....	25
4.1.1.4.1 Attempted third party registration procedures .....	25
4.1.1.4.2 Successful third party registration procedures.....	25
4.1.1.4.3 Failed third party registration procedures.....	25
4.1.1.5 User registration status query .....	26
4.1.1.5.1 Attempted user registration status query procedures .....	26
4.1.1.5.2 Successful user registration status query procedures.....	26
4.1.1.5.3 Failed user registration status query procedures.....	26
4.1.1.6 S-CSCF registration/deregistration notification .....	27
4.1.1.6.1 Attempted S-CSCF registration/deregistration notification procedures .....	27
4.1.1.6.2 Successful S-CSCF registration/deregistration notification procedures .....	27
4.1.1.6.3 Failed S-CSCF registration/deregistration notification procedures .....	28
4.1.2 Session control related measurements .....	29
4.1.2.1 Attempted session establishments .....	29
4.1.2.2 Successful session establishments.....	29
4.1.2.3 Answered session establishments.....	29
4.1.2.4 Failed session establishments.....	30
4.1.2.5 Simultaneous online and answered sessions (Maximum) .....	30
4.1.2.6 Successful session establishment time (Mean).....	31
4.1.2.7 Simultaneous online and answered sessions (Mean).....	31
4.1.2.8 Dropped sessions.....	31
4.1.2.9 Attempted originating session establishments .....	32

4.1.2.10	Successful originating session establishments .....	32
4.1.2.11	Attempted terminating session establishments.....	32
4.1.2.12	Successful terminating session establishments .....	33
4.1.3	User location query related measurements .....	34
4.1.3.1	Attempted user location query procedures.....	34
4.1.3.2	Successful user location query procedures.....	34
4.1.3.3	Failed user location query procedures.....	34
4.1.4	Inter-network domain calling related measurements .....	36
4.1.4.1	Attempted session establishments from users of other network domains .....	36
4.1.4.2	403 (Forbidden) generated for sessions from users of other network domains.....	36
4.1.4.3	Attempted session establishments to users of other network domains.....	37
4.1.4.4	403 (Forbidden) received for sessions to users of other network domains .....	37
4.1.4.5	Successful session establishments from users of other network domains.....	38
4.1.4.6	Successful session establishments to users of other network domains.....	38
4.1.5	Roaming users related measurements .....	39
4.1.5.1	Initial registrations of visiting users from other IMS network domains.....	39
4.1.5.2	Number of SIP 403 (Forbidden) messages for the roamers .....	39
4.1.5.3	Roaming users to other IMS network domains .....	39
4.1.5.4	Number of 200 OK (Successful) messages for the roamers.....	40
4.1.6	Authentication related measurements .....	41
4.1.6.1	Attempted Authentication procedures.....	41
4.1.6.2	Successful Authentication procedures.....	41
4.1.6.3	Failed Authentication procedures.....	41
4.1.7	HSS initiated update of User Profile related measurements .....	43
4.1.7.1	Attempted HSS initiated User Profile Update procedures .....	43
4.1.7.2	Successful HSS initiated User Profile Update procedures .....	43
4.1.7.3	Failed HSS initiated user profile update procedures .....	43
4.1.8	Subscription procedure related measurements.....	45
4.1.8.1	Number of attempted Subscription procedures .....	45
4.1.8.2	Number of successful Subscription procedures .....	45
4.1.8.3	Number of failed Subscription procedures.....	45
4.1.9	Notify procedure related measurements .....	46
4.1.9.1	Number of emitted Notify procedures.....	46
4.1.9.2	Number of successful Notify procedures .....	46
4.1.9.3	Number of failed Notify procedures .....	46
4.1.10	Immediate Messaging related measurements.....	47
4.1.10.1	Attempted Immediate Messaging procedures .....	47
4.1.10.2	Successful Immediate Messaging procedures .....	47
4.1.10.3	Failed Immediate Messaging procedures .....	47
4.1.11	Emergency session procedure related measurements.....	48
4.1.11.1	Attempted emergency session procedures .....	48
4.1.11.2	Successful emergency session procedures .....	48
4.1.11.3	Failed emergency session procedures .....	48
4.2	Measurements related to HSS .....	49
4.2.1	HSS database usage related measurements.....	49
4.2.1.1	Provisioning related measurements.....	49
4.2.1.1.1	Number of provisioned IMS subscriptions currently stored in a HSS.....	49
4.2.1.1.2	Number of provisioned Private User Identity stored in a HSS .....	49
4.2.1.1.3	Number of provisioned Public User Identities with SIP URI format stored in a HSS .....	49
4.2.1.1.4	Number of provisioned Public User Identities with TEL URI format stored in a HSS .....	50
4.2.1.1.5	Number of Private Service Identities stored in a HSS.....	50
4.2.1.1.6	Number of Public Service Identities with SIP URI format stored in a HSS.....	50
4.2.1.1.7	Number of Public Service Identities with TEL URI format stored in a HSS .....	50
4.2.1.2	Registration Status related measurements .....	51
4.2.1.2.1	Number of Public User Identities in registered state .....	51
4.2.1.2.2	Number of Public User Identities in unregistered state .....	51
4.2.1.2.3	Number of Private User Identities in registered state .....	51
4.2.2	User registration status query related measurements .....	53
4.2.2.1	Attempted user registration status queries.....	53
4.2.2.2	Successful user registration status queries .....	53
4.2.2.3	Failed user registration status queries .....	54
4.2.3	S-CSCF registration/de-registration notification related measurements .....	55

4.2.3.1	Attempted S-CSCF registration/de-registration notifications .....	55
4.2.3.2	Successful S-CSCF registration/de-registration notifications .....	55
4.2.3.3	Failed S-CSCF registration/de-registration notifications .....	55
4.2.4	Network initiated de-registration by the HSS related measurements.....	57
4.2.4.1	Attempted network initiated de-registrations by HSS .....	57
4.2.4.2	Successful network initiated de-registrations by HSS.....	57
4.2.4.3	Failed network initiated de-registrations by HSS.....	57
4.2.5	User location query related measurements .....	59
4.2.5.1	Attempted user location queries .....	59
4.2.5.2	Successful user location queries.....	59
4.2.5.3	Failed user location queries.....	59
4.2.6	HSS initiated update of user profile related measurements .....	61
4.2.6.1	Attempted HSS initiated updates of user profile.....	61
4.2.6.2	Successful HSS initiated updates of user profile.....	61
4.2.6.3	Failed HSS initiated updates of user profile.....	61
4.2.7	Authentication procedure related measurements .....	63
4.2.7.1	Attempted authentication procedures.....	63
4.2.7.2	Successful authentication procedures.....	63
4.2.7.3	Failed authentication procedures.....	63
4.2.8	Data read (Sh-Pull) procedure related measurements .....	65
4.2.8.1	Attempted data read (Sh-Pull) procedures .....	65
4.2.8.2	Successful data read (Sh-Pull) procedures .....	65
4.2.8.3	Failed data read (Sh-Pull) procedures .....	65
4.2.9	Data update (Sh-Update) procedure related measurements .....	67
4.2.9.1	Attempted data update (Sh-Update) procedures.....	67
4.2.9.2	Successful data update (Sh-Update) procedures .....	67
4.2.9.3	Failed data update (Sh-Update) procedures .....	67
4.2.10	Subscription to notifications (Sh-Subs-Notif) procedure related measurements .....	69
4.2.10.1	Attempted subscription to notifications (Sh-Subs-Notif) procedures .....	69
4.2.10.2	Successful subscription to notifications (Sh-Subs-Notif) procedures .....	69
4.2.10.3	Failed subscription to notifications (Sh-Subs-Notif) procedures .....	69
4.2.11	Notification (Sh-Notif) procedure related measurements .....	71
4.2.11.1	Attempted notification (Sh-Notif) procedures.....	71
4.2.11.2	Successful notification (Sh-Notif) procedures .....	71
4.2.11.3	Failed notification (Sh-Notif) procedures .....	71
4.3	Measurements related to BGCF .....	73
4.3.1	Session Control related measurements .....	73
4.3.1.1	Overview.....	73
4.3.1.2	Attempted sessions at BGCF.....	73
4.3.1.3	Attempted sessions forwarded to MGCF .....	73
4.3.1.4	Attempted sessions forwarded to BGCF.....	74
4.3.1.6	Successful sessions forwarded to BGCF.....	75
4.4	Measurements related to MGCF .....	77
4.4.1	Call control related measurements.....	77
4.4.1.1	Call control related measurements, CS network originated .....	77
4.4.1.1.1	Overview .....	77
4.4.1.1.2	Attempted calls, CS network originated.....	78
4.4.1.1.3	Successful calls, CS network originated.....	78
4.4.1.1.4	Answered calls, CS network originated.....	78
4.4.1.1.5	Failed calls, CS network originated.....	78
4.4.1.1.6	Call set-up time (Mean), CS network originated.....	79
4.4.1.2	Call control related measurements, IM CN originated.....	79
4.4.1.2.1	Overview .....	79
4.4.1.2.2	Attempted calls, IM CN originated .....	80
4.4.1.2.3	Successful calls, IM CN originated .....	80
4.4.1.2.4	Answered calls, IM CN originated .....	81
4.4.1.2.5	Failed calls, IM CN originated .....	81
4.4.1.2.6	Call set-up time (Mean), IM CN originated .....	81
4.4.1.3	Call control related measurements, call release .....	82
4.4.1.3.1	Overview .....	82
4.4.1.3.2	Call release initiated by CS network .....	82
4.4.1.3.3	Call release initiated by IM CN subsystem .....	82

4.4.1.3.4	Call release initiated by MGCF .....	83
4.4.1.3.5	Call release initiated by MGW .....	84
4.4.1.4	Number of simultaneous online and answered calls (Maximum) .....	84
4.4.1.5	Number of simultaneous online and answered calls (mean) .....	84
4.5	Measurements related to IM-MGW .....	85
4.6	Measurements related to MRFC .....	85
4.6.1	Session control related measurements .....	85
4.6.1.1	Attempted session establishments .....	85
4.6.1.2	Successful session establishments .....	85
4.6.1.3	Answered session establishments .....	86
4.6.1.4	Failed session establishments .....	86
4.6.2	Multi-party sessions related measurements .....	86
4.6.2.1	Attempted session establishments for multi-party sessions .....	86
4.6.2.2	Successful session establishments for multi-party sessions .....	87
4.6.2.3	Answered session establishments for multi-party sessions .....	87
4.6.2.4	Failed session establishments for multi-party sessions .....	87
4.6.2.5	Attempted event subscription procedures for multi-party sessions .....	88
4.6.2.6	Successful event subscription procedures for multi-party sessions .....	88
4.6.2.7	Failed event subscription procedures for multi-party sessions .....	89
4.6.3	Announcement service related measurements .....	89
4.6.3.1	Attempted session establishments for announcements .....	89
4.6.3.2	Successful session establishments for announcements .....	89
4.6.3.3	Answered session establishments for announcements .....	90
4.6.3.4	Failed session establishments for announcements .....	90
4.6.4	Transcoding service related measurements .....	91
4.6.4.1	Attempted session establishments for transcoding service .....	91
4.6.4.2	Successful session establishments for transcoding service .....	91
4.6.4.3	Answered session establishments for transcoding service .....	92
4.6.4.4	Failed session establishments for transcoding service .....	92
4.7	Measurements related to MRFP .....	93
4.7.1	RTP related measurements .....	93
4.7.1.1	Number of incoming RTP packets .....	93
4.7.1.2	Number of outgoing RTP packets .....	93
4.7.1.3	Number of octets of incoming RTP packets .....	93
4.7.1.4	Number of octets of outgoing RTP packets .....	94
4.7.1.5	Number of lost incoming RTP packets .....	94
4.8	Measurements related to PCRF .....	95
4.8.1	Authorization of QoS resources related measurements .....	95
4.8.1.1	Overview .....	95
4.8.1.2	Attempted resource authorization procedures at session establishment .....	96
4.8.1.3	Attempted resource authorization procedures at session modification .....	96
4.8.1.4	Successful resource authorization procedures at session establishment .....	96
4.8.1.5	Successful resource authorization procedures at session modification .....	97
4.8.1.6	Failed resource authorization procedures .....	97
4.8.2	Resource reservation related measurements .....	98
4.8.2.1	Void .....	98
4.8.2.2	Attempted resource reservation procedures .....	98
4.8.2.3	Successful resource reservation procedures .....	98
4.8.2.4	Failed resource reservation procedures by PDF .....	98
4.8.2.5	Failed resource reservation procedures by GGSN .....	99
4.8.3	IP-CAN session modification related measurements .....	100
4.8.3.1	Attempted IP-CAN session modification .....	100
4.8.3.2	Successful IP-CAN session modification .....	100
4.8.3.3	Failed IP-CAN session modification .....	100
4.8.3	PDP context modification related measurements .....	102
4.8.3.1	Attempted authorization of PDP context modification .....	102
4.8.3.2	Successful authorization of PDP context modification .....	102
4.8.3.3	Failed authorization of PDP context modification .....	102
4.8.3.4	Indication of PDP context modification .....	103
4.8.5	Gateway Control session establishment related measurements .....	103
4.8.5.1	Attempted Gateway Control session establishment .....	103
4.8.5.2	Successful Gateway Control session establishment .....	103

4.8.5.3	Failed Gateway Control session establishment .....	104
4.9	Measurements related to SLF .....	105
4.9.1	All routing information interrogations related measurements .....	105
4.9.1.1	Attempted routing information interrogation procedures .....	105
4.9.1.2	Successful routing information interrogation procedures .....	105
4.9.2	Routing information interrogation from CSCF related measurements .....	106
4.9.2.1	Overview .....	106
4.9.2.2	Attempted routing information interrogation procedures from CSCF .....	106
4.9.2.3	Successful routing information interrogation procedures from CSCF .....	107
4.9.3	Routing information interrogation from AS related measurements .....	108
4.9.3.1	Overview .....	108
4.9.3.2	Attempted routing information interrogation procedures from AS .....	108
4.9.3.3	Successful routing information interrogation procedures from AS .....	108
4.10	Measurements related to AS .....	110
4.10.1	Session control related measurements .....	110
4.10.1.1	IM CN originated session establishments .....	110
4.10.1.1.1	Attempted IM CN originated session establishments .....	110
4.10.1.1.2	Successful IM CN originated session establishments .....	110
4.10.1.1.3	Answered IM CN originated session establishments .....	110
4.10.1.1.4	Failed IM CN originated session establishments .....	111
4.10.1.2	AS originated session establishments .....	111
4.10.1.2.1	Attempted AS originated session establishments .....	111
4.10.1.2.2	Successful AS originated session establishments .....	112
4.10.2	Messaging service related measurements .....	112
4.10.2.1	Message related measurements, Page-Mode .....	112
4.10.2.1.1	Attempted incoming messages, Page-Mode .....	112
4.10.2.1.2	Successful incoming messages, Page-Mode .....	112
4.10.2.1.3	Attempted outgoing messages, Page-Mode .....	113
4.10.2.1.4	Successful outgoing messages, Page-Mode .....	113
4.10.2.2	Message related measurements, Session-Mode .....	113
4.10.2.2.1	Overview .....	113
4.10.2.2.2	Attempted messaging session establishments, Session Mode .....	114
4.10.2.2.3	Successful messaging session establishments, Session-Mode .....	115
4.10.3	Conference service related measurements .....	115
4.10.3.1	Overview .....	115
4.10.3.2	Attempted creations of conference .....	123
4.10.3.3	Successful creations of conference .....	123
4.10.3.4	Attempted joining of conference .....	124
4.10.3.5	Successful joining of conference .....	124
4.10.3.6	Attempted invitations for another user to join conference .....	124
4.10.3.7	Successful invitations for another user to join conference .....	125
4.10.3.8	Attempted subscriptions for the conference event .....	125
4.10.3.9	Successful subscriptions for the conference event .....	125
4.10.3.10	Number of simultaneous online users (Maximum) .....	126
4.10.3.11	Number of simultaneous online conferences (Maximum) .....	126
4.10.3.12	Number of simultaneous online users (Mean) .....	126
4.10.3.13	Number of simultaneous online conferences (Mean) .....	126
4.10.4	Presence service related measurements .....	128
4.10.4.1	Number of simultaneous online watchers (Maximum) .....	128
4.10.4.2	Number of simultaneous online presentities (Maximum) .....	128
4.10.4.3	Number of simultaneous online watchers (Mean) .....	128
4.10.4.4	Number of simultaneous online presentities (Mean) .....	129
4.10.4.5	Attempted subscriptions for presence .....	129
4.10.4.6	Successful subscriptions for presence .....	129
4.10.4.7	Attempted notifications for presence .....	130
4.10.4.8	Successful notifications for presence .....	130
4.10.4.9	Attempted publications for presence .....	130
4.10.4.10	Successful publications for presence .....	130
4.10.5	PoC service related measurements .....	132
4.10.5.1	Attempted creations of PoC session .....	132
4.10.5.2	Successful creations of PoC session .....	132
4.10.5.3	Attempted joining of PoC session .....	132



4.10.5.4	Successful joining of PoC session.....	132
4.10.5.5	Attempted invitations for another user to join PoC session .....	133
4.10.5.6	Successful invitations for another user to join PoC session .....	133
4.10.5.7	Number of simultaneous online users (Maximum) .....	133
4.10.5.8	Number of simultaneous online PoC session (Maximum).....	134
4.10.6	Measurements related to XDM Enabler.....	135
4.10.6.1	XCAP operation related measurements .....	135
4.10.6.1.1	Overview .....	135
4.10.6.1.2	Attempted HTTP PUT procedures .....	135
4.10.6.1.3	Successful HTTP PUT procedures .....	136
4.10.6.1.4	Attempted HTTP GET procedures .....	136
4.10.6.1.5	Successful HTTP GET procedures.....	136
4.10.6.1.6	Attempted HTTP DELETE procedures.....	137
4.10.6.1.7	Successful HTTP DELETE procedures.....	137
4.10.6.2	SIP related measurements .....	137
4.10.6.2.1	Overview .....	137
4.10.6.2.2	Attempted Subscription procedures.....	138
4.10.6.2.3	Successful Subscription procedures .....	138
4.10.6.2.4	Attempted Notification procedures.....	139
4.10.6.2.5	Successful Notification procedures .....	139
4.10.7	IMS supplementary services related measurements .....	139
4.10.7.1	Communication Diversion (CDIV) service establishments .....	139
4.10.7.1.1	Attempted Communication Diversion (CDIV) service procedure .....	139
4.10.7.1.2	Successful Communication Diversion (CDIV) service procedure .....	140
4.10.7.2	Originating Identification Presentation (OIP) service establishments.....	140
4.10.7.2.1	Attempted Originating Identification Presentation (OIP) procedure .....	140
4.10.7.2.2	Successful Originating Identification Presentation (OIP) procedure .....	140
4.11	Measurements related to IBCF .....	141
4.11.1	Attempted session establishments from users of other network domains .....	141
4.11.2	403 (Forbidden) generated for sessions from users of other network domains.....	141
4.11.3	Attempted session establishments to users of other network domains.....	142
4.11.4	403 (Forbidden) received for sessions to users of other network domains .....	142
5	Equipment related measurements.....	144
5.1	Processor usage .....	144
5.1.1	Mean processor usage.....	144
5.1.2	Peak processor usage .....	144
<b>Annex A (normative): Use cases for performance measurements defintion.....</b>		<b>145</b>
A.1	Use case of Immediate Messaging procedure related measurements at CSCF.....	145
A.2	Use case of IP-CAN Session Establishment related measurements.....	145
A.3	Use case of emergency session related measurements.....	145
A.4	Use case of CDIV service related measurements.....	145
A.5	Use case of OIP and OIR service related measurements .....	145
A.6	Use case of successful session establishments of inter-network domains.....	146
A.7	Use case of Gateway Control Session Establishment related measurements.....	146
<b>Annex B (informative): Void .....</b>		<b>147</b>
<b>Annex C (informative): Use case of successful session establishment mean time.....</b>		<b>148</b>
<b>Annex D (informative): Use case of Number of 200 OK (Successful) messages for the roamers..</b>		<b>149</b>
<b>Annex E (informative): Change history .....</b>		<b>150</b>
History .....		151

---

## Foreword

This Technical Specification has been produced by the 3<sup>rd</sup> Generation Partnership Project (3GPP).

The contents of the present document are subject to continuing work within the TSG and may change following formal TSG approval. Should the TSG modify the contents of the present document, it will be re-released by the TSG with an identifying change of release date and an increase in version number as follows:

Version x.y.z

where:

- x the first digit:
  - 1 presented to TSG for information;
  - 2 presented to TSG for approval;
  - 3 or greater indicates TSG approved document under change control.
- y the second digit is incremented for all changes of substance, i.e. technical enhancements, corrections, updates, etc.
- z the third digit is incremented when editorial only changes have been incorporated in the document.

---

## Introduction

The present document is part of a TS-family covering the 3rd Generation Partnership Project; Technical Specification Group Services and System Aspects; Telecommunication Management; as identified below:

TS 32.401:	Performance Management (PM); Concept and requirements
TS 52.402:	Performance Management (PM); Performance measurements - GSM
TS 32.404:	Performance Management (PM); Performance measurements - Definitions and template
TS 32.405:	Performance Management (PM); Performance measurements UTRAN
TS 32.406:	Performance Management (PM); Performance measurements Core Network (CN) PS domain
TS 32.407:	Performance Management (PM); Performance measurements Core Network (CN) CS domain
TS 32.408:	Performance Management (PM); Performance measurements Teleservice
<b>TS 32.409:</b>	<b>Performance Management (PM); Performance measurements IMS</b>

The present document is part of a set of specifications, which describe the requirements and information model necessary for the standardised Operation, Administration and Maintenance (OA&M) of a multi-vendor 3G-system.

During the lifetime of a 3G network, its logical and physical configuration will undergo changes of varying degrees and frequencies in order to optimise the utilisation of the network resources. These changes will be executed through network configuration management activities and/or network engineering, see 3GPP TS 32.600 [3].

Many of the activities involved in the daily operation and future network planning of a 3G network require data on which to base decisions. This data refers to the load carried by the network and the grade of service offered. In order to produce this data performance measurements are executed in the NEs, which comprise the network. The data can then be transferred to an external system, e.g. an Operations System (OS) in TMN terminology, for further evaluation. The purpose of the present document is to describe the mechanisms involved in the collection of the data and the definition of the data itself.

---

# 1 Scope

The present document describes the measurements of IMS.

3GPP TS 32.401 [5] describes Performance Management concepts and requirements.

The present document is valid for all measurement types provided by an implementation of an IMS network. These may be measurement types defined within the present document, measurements defined within other standards bodies, or vendor specific measurement types.

Only measurement types that are specific to IMS network are defined within the present documents. I.e. vendor specific measurement types and measurements related to "external" technologies used in IMS network, such as ATM or IP, are not covered. Instead, these could be applied as described by the other, "external" standards bodies (e.g. ITU-T or IETF) or according to manufacturer's documentation.

The definition of the standard measurements is intended to result in comparability of measurement data produced in a multi-vendor network, for those measurement types that can be standardised across all vendors' implementations.

The structure of the present document is as follows:

- Header 1: Network Element (e.g. measurements related to CSCF);
- Header 2: Measurement function (e.g. Registration related measurements);
- Header 3: Measurements.

---

# 2 References

The following documents contain provisions which, through reference in this text, constitute provisions of the present document.

- References are either specific (identified by date of publication and/or edition number or version number) or non-specific.
- For a specific reference, subsequent revisions do not apply.
- For a non-specific reference, the latest version applies. In the case of a reference to a 3GPP document (including a GSM document), a non-specific reference implicitly refers to the latest version of that document *in the same Release as the present document*.

- [1] 3GPP TS 32.101: "Telecommunication management; Principles and high level requirements".
- [2] 3GPP TS 32.102: "Telecommunication management; Architecture".
- [3] 3GPP TS 32.600: "Telecommunication management; Configuration Management (CM); Concept and high-level requirements".
- [4] 3GPP TS 32.632: "Telecommunication management; Configuration Management (CM); Core Network Resources Integration Reference Point (IRP): Network Resource Model (NRM)".
- [5] 3GPP TS 32.401: "Telecommunication management; Performance Management (PM); Concept and requirements".
- [6] 3GPP TS 23.003: "Numbering, addressing and identification".
- [7] 3GPP TS 23.228: "IP Multimedia Subsystem (IMS); Stage 2".
- [8] 3GPP TS 24.229: "Internet Protocol (IP) multimedia call control protocol based on Session Initiation Protocol (SIP) and Session Description Protocol (SDP); Stage 3".
- [9] 3GPP TS 29.228: "IP Multimedia (IM) Subsystem Cx and Dx Interfaces; Signalling flows and message".

- [10] 3GPP TS 29.229: "Cx and Dx interfaces based on the Diameter protocol; Protocol details".
- [11] 3GPP TS 29.163: "Interworking between the IP Multimedia (IM) Core Network (CN) subsystem and Circuit Switched (CS) networks".
- [12] 3GPP TS 32.404: "Performance Management (PM); Performance measurements - Definitions and template".
- [13] 3GPP TS 29.207: "Policy control over Gx interface".
- [14] 3GPP TS 29.208: "End-to-end Quality of Service (QoS) signalling flows".
- [15] IETF RFC 3588: "Diameter Base Protocol".
- [16] 3GPP TS 23.008: "Organization of subscriber data".
- [17] 3GPP TS 29.328: "IP Multimedia Subsystem (IMS) Sh interface; Signalling flows and message contents".
- [18] 3GPP TS 29.329: "Sh interface based on the Diameter protocol; Protocol details".
- [19] ITU-T Recommendation Q.850: "Usage of cause and location in the Digital Subscriber Signalling System No. 1 and the Signalling System No. 7 ISDN User Part".
- [20] ITU-T Recommendation H.248.1: "Gateway control protocol: Version 3".
- [21] ITU-T Recommendation H.248.8: "Gateway control protocol: Error code and service change reason description".
- [22] IETF RFC 3265: "Session Initiation Protocol (SIP)-Specific Event Notification".
- [23] IETF RFC 3550: "RTP: A Transport Protocol for Real-Time Applications".
- [24] 3GPP TS 24.147: "Conferencing using the IP Multimedia (IM) Core Network (CN) subsystem; Stage 3".
- [25] 3GPP TS 23.141: "Presence service; Architecture and functional description; Stage 2".
- [26] 3GPP TR 23.979: "3GPP enablers for Open Mobile Alliance (OMA); Push-to-talk over Cellular (PoC) services; Stage 2".
- [27] OMA-TS-XDM\_Core: "XML Document Management Specification".
- [28] 3GPP TS 33.203: "3G security; Access security for IP-based services".
- [29] 3GPP TS 32.407: "Performance Management (PM); Performance measurements Core Network (CN) Circuit Switched (CS) domain".
- [30] 3GPP TS 32.732: "Telecommunication management; IP Multimedia Subsystem (IMS) Network Resource Model (NRM) Integration Reference Point (IRP): Information Service (IS)".
- [31] 3GPP TS 23.203: "Policy and charging control architecture".
- [32] 3GPP TS 29.212: "Policy and charging control over Gx reference point".
- [33] 3GPP TS 29.213: "Policy and charging control signalling flows and Quality of Service (QoS) parameter mapping".
- [34] IETF RFC 3261: "SIP: Session Initiation Protocol".
- [35] 3GPP TS 23.167: "IP Multimedia Subsystem (IMS) emergency sessions".
- [36] 3GPP TS 24.604: "Communication Diversion (CDIV) using IP Multimedia (IM) Core Network (CN) subsystem; Protocol specification".

- [37] 3GPP TS 24.607: "Originating Identification Presentation (OIP) and Originating Identification Restriction (OIR) using IP Multimedia (IM) Core Network (CN) subsystem; Protocol specification".

## 3 Measurement family and abbreviations

### 3.1 Measurement family

The measurement names defined in the present document are all beginning with a prefix containing the measurement family name (e.g. UR.AttInitReg, SC.AttOrigSession). This family name identifies all measurements which relate to a given functionality and it may be used for measurement administration (see 3GPP TS 32.401 [5]).

The list of families currently used in the present document is as follows:

- CC (measurements related to Call Control).
- CONF (measurements related to conference service).
- DBU (measurements related to Database Usage).
- DTR (measurements related to Data Read).
- DTU (measurements related to Data Update).
- EQPT (measurements related to Equipment).
- IDS (measurements related to Inter-network Domain Session).
- LIQ (measurements related to Location Information Query).
- MA (measurements related Multimedia Authentication).
- NOTIF (measurements related to Notification).
- PoC (measurements related to PoC service).
- PRES (measurements related to Present service).
- QoS (measurements related to Quality of Service).
- RII (measurements related to Routing Information Interrogation).
- RU (measurements related to Roaming Users).
- SC (measurements related to Session Control).
- SUB (Measurements related to Subscription to notifications).
- UP (measurements related to User Profile).
- UR (measurements related to UE registration).
- XDM (measurements related to XDM enabler).

### 3.2 Abbreviations

For the purposes of the present document, the following abbreviations apply:

3G	3 <sup>rd</sup> Generation
3GPP	3G Partnership Project
BGCF	Breakout Gateway Control Function
CS	Circuit switched
CN	Core Network
CSCF	Call Session Control Function
HSS	Home Subscriber Server
IM	IP Multimedia
IMS	IP Multimedia Subsystem
IBCF	Interconnection Border Control Function
I-CSCF	Interrogating CSCF
NE	Network Element
NM	Network Manager
OA&M	Operation, Administration and Maintenance
OS	Operations System (EM, NM)
PCC	Policy and Charging Control
PCEF	Policy and Charging Enforcement Function
PCRF	Policy and Charging Rule Function
PM	Performance Management
P-CSCF	Proxy CSCF
QoS	Quality of Service
S-CSCF	Serving CSCF
UMTS	Universal Mobile Telecommunications System

You can find below a list of abbreviations used within the measurement types for field E of the measurement template (see 3GPP TS 32.404 [12]).

Ans	Answer(ed)
Att	Attempted
Auth	Authorization
CCR	Credit-Control-Request
CCA	Credit-Control-Answer
Cs	Circuit switched
DER	Discrete Event Registration
DeReg	De-Registration
Dmn	Domain
Estab	Establish(ment)
Fail	Failed(/Failure)
Fwd	Forward(ed)
Glb	Global
Info	Information
Im	IP Multimedia
Inc	Incoming
Ind	Indication
Init	Initial
Interop	Interoperator
LIA	Location-Info-Answer
LIR	Location-Info-Request
MAA	Multimedia-Authentication-Answer
MAR	Multimedia-Authentication-Request
Max	Maximum
Modf	Modify/Modification
Nbr	Number
Ntwk	Network
Orig	Originated
Outg	Outgoing
PM	Page-Mode
PNA	Push-Notification -Answer
PNR	Push-Notification-Request
PPA	Push-Profile-Answer
PPR	Push-Profile-Request
Pri	Private
PUA	Profile-Update-Answer
Pub	Public
PUR	Profile-Update-Request
Reg	Registration
Rej	Rejected
Req	Request
Rel	Release
ReReg	Re-Registration
Res	Resource
Rsv	Reserve/Reservation
Rmg	Roaming
RTA	Registration-Termination-Answer
RTR	Registration-Termination-Request
SAA	Server-Assignment-Answer
SAR	Server-Assignment-Request
SNA	Subscribe-Notifications-Answer
SNR	Subscribe-Notifications-Request
Simul	Simultaneous
SM	Session-Mode
Srv	Service
Succ	Successful
Term	Terminated
UAA	User-Authorization-Answer
UAR	User-Authorization-Request

UDA	User-Data-Answer
UDR	User-Data-Request



---

## 4 Functionality related measurements

The measurements defined in this clause are related to the functionality aspect performance. The detailed measurements for each function are defined in the following subclauses.

### 4.1 Measurements related to CSCF

#### 4.1.1 Registration related measurements

##### 4.1.1.1 Initial registration

The measurements defined in subclauses 4.1.1.1.1, 4.1.1.1.2 and 4.1.1.1.3 are subject to the "2 out of 3 approach".

###### 4.1.1.1.1 Attempted initial registration procedures

- a) This measurement provides the number of attempted initial registrations at the P-CSCF or S-CSCF.
- b) CC.
- c) On receipt by the P-CSCF or S-CSCF of a SIP\_REGISTER message for the initial registration (see 3GPP TS 23.228 [7]).
- d) A single integer value.
- e) UR.AttInitReg.
- f) PCSCFFunction.  
SCSCFFunction.
- g) Valid for packet switched traffic.
- h) IMS.

###### 4.1.1.1.2 Successful initial registration procedures

- a) This measurement provides the number of successful initial registrations at the P-CSCF or S-CSCF.
- b) CC.
- c) On transmission by the P-CSCF or S-CSCF of a SIP\_200\_OK message for the initial registration (see 3GPP TS 23.228 [7]).
- d) A single integer value.
- e) UR.SuccInitReg.
- f) PCSCFFunction.  
SCSCFFunction.
- g) Valid for packet switched traffic.
- h) IMS.

###### 4.1.1.1.3 Failed initial registration procedures

- a) This measurement provides the number of failed initial registration procedures at the P-CSCF or S-CSCF. The measurement is split into subcounters per response status codes.
- b) CC.

- c) On transmission by the P-CSCF or S-CSCF of a response message (e.g. SIP\_4xx) indicating a failed initial registration, each failed initial registration procedure is added to the relevant measurement according to the status code. Possible status codes are included in 3GPP TS 29.229 [10]. The sum of all supported per status code measurements shall equal the total number of failed initial registration procedures. In case only a subset of per cause measurements is supported, a sum subcounter will be provided first.
- d) Each measurement is an integer value. The number of measurements is equal to the number of measured status codes plus a possible sum measurement identified by the .sum suffix.
- e) The measurement name has the form UR.FailInitReg.Cause where Cause identifies the status code.
- f) PCSCFFunction  
SCSCFFunction.
- g) Valid for packet switched traffic.
- h) IMS

4.1.1.1.4 IMS initial registration set-up time (Mean)

- a) This measurement provides the mean setup time of the successful IMS initial registrations at P-CSCF.
- b) DER (n=1).
- c) This measurement is obtained by accumulating the time intervals for every successful IMS initial registration between the receipt by the P-CSCF from the UE of a SIP\_REGISTER message and the corresponding SIP\_200\_OK message for the initial registration over a granularity period using DER. The end value of this time will then be divided by the number of successful IMS initial registrations observed in the granularity period to give the arithmetic mean, the accumulator shall be reinitialised at the beginning of each granularity period. See 3GPP TS 23.228 [7].

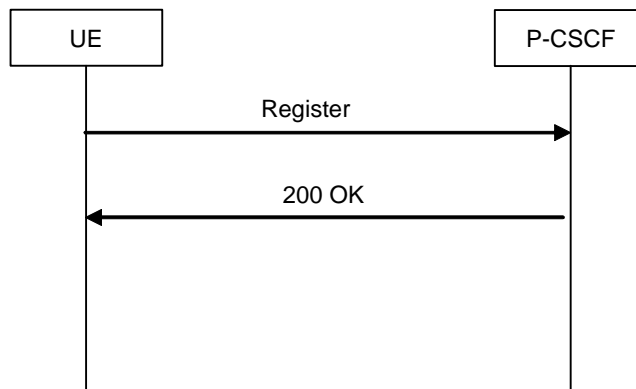


Figure 1: UE registration procedure

- d) A single integer value. (in milliseconds).
- e) UR.MeanInitRegSetupTime.
- f) PCSCFFunction.
- g) Valid for packet switched traffic.
- h) IMS.
- i) This measurement is mainly dedicated to Vendor Performance Modelling, Operator Traffic Engineering and Vendor Development Engineering communities.

#### 4.1.1.1.5 Attempted initial registration procedures per access technology

- a) This measurement provides the number of attempted initial registrations from the UE belonging to a given access technology. (Note: The P-Access-Network-Info header is extended to include specific information relating to particular access technologies. The UE shall populate the P-Access-Network-Info header, with the following access-type tokens: "3GPP-GERAN", "3GPP-UTRAN-FDD", "3GPP-UTRAN-TDD", "3GPP2-1X", "IEEE-802.11a" or "IEEE-802.11b", etc., as appropriate to the access technology in use.). This measurement is only valid for the P-CSCF.
- b) CC.
- c) On receipt by the P-CSCF of a SIP\_REGISTER message for the initial registration. Each Register message with different access-type token in the P-Access-Network-Info header for the initial registration is added to the relevant measurement according to access technology (see 3GPP TS 24.229 [8]).
- d) Each measurement is an integer value.
- e) The measurement name has the form UR.AttInitReg.*AT* where *AT* identifies the access technology the UE is belonging to.
- f) PCSCFFunction
- g) Valid for packet switched traffic.
- h) IMS.

#### 4.1.1.1.6 Successful initial registration procedures per access technology

- a) This measurement provides the number of successful initial registrations from the UE belonging to a given access technology. This measurement is only valid for the P-CSCF.
- b) CC.
- c) On transmission by the P-CSCF of a SIP\_200\_OK message for the initial registration, corresponding to the SIP\_REGISTER message with different access-type token in the P-Access-Network-Info header for the initial registration, each successful initial registration is added to the relevant measurement according to access technology (see 3GPP TS 24.229 [8]).
- d) A single integer value.
- e) The measurement name has the form UR.SuccInitReg.*AT* where *AT* identifies the access technology the UE is belonging to.
- f) PCSCFFunction.
- g) Valid for packet switched traffic.
- h) IMS.

#### 4.1.1.2 Re-registration

The measurements defined in subclauses 4.1.1.2.1, 4.1.1.2.2 and 4.1.1.2.3 are subject to the "2 out of 3 approach".

##### 4.1.1.2.1 Attempted re-registration procedures

- a) This measurement provides the number of attempted re-registrations at the P-CSCF or S-CSCF.
- b) CC.
- c) On receipt by the P-CSCF or S-CSCF of a SIP\_REGISTER message for the re-registration (see 3GPP TS 23.228 [7]).
- d) A single integer value.
- e) UR.AttReReg.

- f) PCSCFFunction.  
SCSCFFunction.
- g) Valid for packet switched traffic.
- h) IMS.

#### 4.1.1.2.2 Successful re-registration procedures

- a) This measurement provides the number of successful re-registrations at the P-CSCF or S-CSCF.
- b) CC.
- c) On transmission by the P-CSCF or S-CSCF of a SIP\_200\_OK message for the re-registration (see 3GPP TS 23.228 [7]).
- d) A single integer value.
- e) UR.SuccReReg.
- f) PCSCFFunction.  
SCSCFFunction.
- g) Valid for packet switched traffic.
- h) IMS.

#### 4.1.1.2.3 Failed re-registration procedures

- a) This measurement provides the number of failed re-registration procedures at the P-CSCF or S-CSCF. The measurement is split into subcounters per response status codes.
- b) CC.
- c) On transmission by the P-CSCF or S-CSCF of a response message(e.g. SIP\_4xx) indicating a failed re-registration, each failed re-registration procedure is added to the relevant measurement according to the status code. Possible status codes are included in 3GPP TS 29.229 [10]. The sum of all supported per status code measurements shall equal the total number of failed re-registration procedures. In case only a subset of per cause measurements is supported, a sum subcounter will be provided first.
- d) Each measurement is an integer value. The number of measurements is equal to the number of measured per status code plus a possible *sum* measurement identified by the *.sum* suffix.
- e) The measurement name has the form UR.FailReReg.*Cause* where *Cause* identifies the status code.
- f) PCSCFFunction.  
SCSCFFunction.
- g) Valid for packet switched traffic.
- h) IMS

#### 4.1.1.2.4 Attempted re-registration procedures per access technology

- a) This measurement provides the number of attempted re-registrations from the UE belonging to a given access technology. (Note: The P-Access-Network-Info header is extended to include specific information relating to particular access technologies. The UE shall populate the P-Access-Network-Info header, with the following access-type tokens: "3GPP-GERAN", "3GPP-UTRAN-FDD", "3GPP-UTRAN-TDD", "3GPP2-1X", "IEEE-802.11a" or "IEEE-802.11b", etc., as appropriate to the access technology in use.). This measurement is only valid for the P-CSCF.
- b) CC.
- c) On receipt by the P-CSCF of a SIP\_REGISTER message for the re-registration. Each Register message with different access-type token in the P-Access-Network-Info header for the re-registration is added to the relevant measurement according to access technology (see 3GPP TS 24.229 [8]).
- d) Each measurement is an integer value.
- e) The measurement name has the form UR.AttReReg.AT where AT identifies the access technology the UE is belonging to.
- f) PCSCFFunction.
- g) Valid for packet switched traffic.
- h) IMS.

#### 4.1.1.2.5 Successful re-registration procedures per access technology

- a) This measurement provides the number of successful re-registrations from the UE belonging to a given access technology. This measurement is only valid for the P-CSCF.
- b) CC.
- c) On transmission by the P-CSCF of a SIP\_200\_OK message for the re-registration, corresponding to the SIP\_REGISTER message with different access-type token in the P-Access-Network-Info header for the re-registration, each successful re-registration is added to the relevant measurement according to access technology (see 3GPP TS 24.229 [8]).
- d) A single integer value.
- e) The measurement name has the form UR.SuccReReg.AT where AT identifies the access technology the UE is belonging to.
- f) PCSCFFunction.
- g) Valid for packet switched traffic.
- h) IMS.

### 4.1.1.3 De-registration

#### 4.1.1.3.1 De-registrations initiated by UE

The measurements defined in subclauses 4.1.1.3.1.1, 4.1.1.3.1.2 and 4.1.1.3.1.3 are subject to the "2 out of 3 approach".

##### 4.1.1.3.1.1 Attempted de-registration procedures initiated by UE

- a) This measurement provides the number of attempted de-registrations initiated by UE at the P-CSCF or S-CSCF.
- b) CC.
- c) On receipt by the P-CSCF or S-CSCF of a SIP\_REGISTER message for the de-registration (see 3GPP TS 23.228 [7]).
- d) A single integer value.
- e) UR.AttDeRegUe.
- f) PCSCFFunction.  
SCSCFFunction.
- g) Valid for packet switched traffic.
- h) IMS.

##### 4.1.1.3.1.2 Successful de-registration procedures initiated by UE

- a) This measurement provides the number of successful de-registrations initiated by UE at the P-CSCF or S-CSCF.
- b) CC.
- c) On transmission by the P-CSCF or S-CSCF of a SIP\_200\_OK message corresponding to SIP\_REGISTER message for the de-registration (see 3GPP TS 23.228 [7]).
- d) A single integer value.
- e) UR.SuccDeRegUe.
- f) PCSCFFunction.  
SCSCFFunction.
- g) Valid for packet switched traffic.
- h) IMS.

##### 4.1.1.3.1.3 Failed de-registration procedures initiated by UE

- a) This measurement provides the number of failed de-registration procedures initiated by UE at the P-CSCF or S-CSCF. The measurement is split into subcounters per response status codes..
- b) CC.
- c) On transmission by the P-CSCF or S-CSCF of a response message (e.g. SIP\_4xx) indicating a failed de-registration procedure initiated by UE, each failed de-registration procedure initiated by UE is added to the relevant measurement according to the status code. Possible status codes are included in 3GPP TS 29.229 [10]. The sum of all supported per status code measurements shall equal the total number of failed de-registration procedures initiated by UE. In case only a subset of per cause measurements is supported, a sum subcounter will be provided first.
- d) Each measurement is an integer value. The number of measurements is equal to the number of measured status codes plus a possible sum measurement identified by the *.sum* suffix.

- e) The measurement name has the form UR.FailDeRegUe.Cause where *Cause* identifies the status code.
- f) PCSCFFunction.  
SCSCFFunction.
- g) Valid for packet switched traffic.
- h) IMS.

#### 4.1.1.3.1.4 Attempted de-registrations initiated by UE per access technology

- a) This measurement provides the number of attempted de-registrations from the UE belonging to a given access technology. (Note: The P-Access-Network-Info header is extended to include specific information relating to particular access technologies. The UE shall populate the P-Access-Network-Info header, with the following access-type tokens: "3GPP-GERAN", "3GPP-UTRAN-FDD", "3GPP-UTRAN-TDD", "3GPP2-1X", "IEEE-802.11a" or "IEEE-802.11b", etc., as appropriate to the access technology in use.). This measurement is only valid for the P-CSCF.
- b) CC.
- c) On receipt by the P-CSCF of a SIP\_REGISTER message for the de-registration. Each Register message with different access-type token in the P-Access-Network-Info header for the de-registration is added to the relevant measurement according to access technology (see 3GPP TS 24.229 [8]).
- d) Each measurement is an integer value.
- e) The measurement name has the form UR.AttDeRegUe.AT where *AT* identifies the access technology the UE is belonging to.
- f) PCSCFFunction.
- g) Valid for packet switched traffic.
- h) IMS.

#### 4.1.1.3.1.5 Successful de-registrations initiated by UE per access technology

- a) This measurement provides the number of successful de-registrations from the UE belonging to a given access technology. This measurement is only valid for the P-CSCF.
- b) CC.
- c) On transmission by the P-CSCF of a SIP\_200\_OK message for the de-registration, corresponding to the SIP\_REGISTER message with different access-type token in the P-Access-Network-Info header for the de-registration, each successful de-registration is added to the relevant measurement according to access technology (see 3GPP TS 24.229 [8]).
- d) A single integer value.
- e) The measurement name has the form UR.SuccDeRegUe.AT where *AT* identifies the access technology the UE is belonging to.
- f) PCSCFFunction.
- g) Valid for packet switched traffic.
- h) IMS.

#### 4.1.1.3.2 De-registration initiated by HSS

The measurements defined in this subclause are subject to the "2 out of 3 approach".

#### 4.1.1.3.2.1 Attempted de-registration procedures initiated by HSS

- a) This measurement provides the number of attempted de-registrations initiated by HSS at the S-CSCF.
- b) CC.
- c) On receipt by the S-CSCF of a Cx-Deregister message for the de-registration initiated by HSS (see 3GPP TS 29.228 [9]).
- d) A single integer value.
- e) UR.AttDeRegHss.
- f) SCSCFFunction.
- g) Valid for packet switched traffic.
- h) IMS.

#### 4.1.1.3.2.2 Successful de-registration procedures initiated by HSS

- a) This measurement provides the number of successful de-registrations initiated by HSS at the S-CSCF.
- b) CC.
- c) On transmission by the S-CSCF of a "Cx-Deregister Resp" message indicating a successful de-registration initiated by HSS (see 3GPP TS 29.228 [9]).
- d) A single integer value.
- e) UR.SuccDeRegHss.
- f) SCSCFFunction.
- g) Valid for packet switched traffic.
- h) IMS.

#### 4.1.1.3.2.3 Failed de-registration procedures initiated by HSS

- a) This measurement provides the number of failed de-registration procedures initiated by HSS at the S-CSCF. The measurement is split into subcounters per diameter result codes.
- b) CC.
- c) On transmission by the S-CSCF of a response message(e.g. SIP\_4xx) indicating a failed de-registration procedure initiated by HSS, each failed de-registration procedure initiated by HSS is added to the relevant measurement according to the status code. Possible status codes are included in 3GPP TS 29.229 [10]. The sum of all supported per status code measurements shall equal the total number of failed de-registration procedures initiated by HSS. In case only a subset of per cause measurements is supported, a sum subcounter will be provided first.
- d) Each measurement is an integer value. The number of measurements is equal to the number of measured result code plus a possible sum measurement identified by the *.sum* suffix.
- e) The measurement name has the form UR.FailDeRegHss.*Cause* where *Cause* identifies the Diameter result code.
- f) SCSCFFunction.
- g) Valid for packet switched traffic.
- h) IMS.



#### 4.1.1.3.3 De-registration initiated by service platform

The measurements defined in this subclause are subject to the "2 out of 3 approach".

##### 4.1.1.3.3.1 Attempted de-registration procedures initiated by service platform

- a) This measurement provides the number attempted of de-registrations initiated by service platform at the S-CSCF.
- b) CC.
- c) On transmission by the S-CSCF of a SIP\_NOTIFY message indicating a de-registration initiated by service platform (see 3GPP TS 24.229 [8]).
- d) A single integer value.
- e) UR.AttDeRegSrvPlatform.
- f) SCSCFFunction.
- g) Valid for packet switched traffic.
- h) IMS.

##### 4.1.1.3.3.2 Successful de-registration procedures initiated by service platform

- a) This measurement provides the number of successful de-registrations initiated by service platform at the S-CSCF.
- b) CC.
- c) On receipt by the S-CSCF of a SIP\_200\_OK message corresponding to the SIP\_NOTIFY message indicating a de-registration initiated by service platform (see 3GPP TS 24.229 [8]).
- d) A single integer value.
- e) UR.SuccDeRegSrvPlatform.
- f) SCSCFFunction.
- g) Valid for packet switched traffic.
- h) IMS.

##### 4.1.1.3.3.3 Failed de-registration procedures initiated by service platform

- a) This measurement provides the number of failed de-registration procedures initiated by service platform at the S-CSCF. The measurement is split into subcounters per response status codes.
- b) CC.
- c) On receipt by the S-CSCF of a response message (e.g. SIP\_4xx) indicating a failed de-registration procedure initiated by service platform, each failed de-registration procedure initiated by service platform is added to the relevant measurement according to the status code. Possible status codes are included in 3GPP TS 29.229 [10]. The sum of all supported per status code measurements shall equal the total number of failed de-registration procedures initiated by service platform. In case only a subset of per cause measurements is supported, a sum subcounter will be provided first.
- d) Each measurement is an integer value. The number of measurements is equal to the number of the measured status codes plus a possible sum measurement identified by the *.sum* suffix.
- e) The measurement name has the form UR.FailDeRegSrvPlatform.*Cause* where *Cause* identifies the status code.
- f) SCSCFFunction.

- g) Valid for packet switched traffic.
- h) IMS.

#### 4.1.1.4 Third party registration

The measurements defined in this subclause are subject to the "2 out of 3 approach".

##### 4.1.1.4.1 Attempted third party registration procedures

- a) This measurement provides the number of attempted third-party registrations triggered by S-CSCF..
- b) CC.
- c) On transmission by the S-CSCF of a SIP\_REGISTER message for the third party registration (see 3GPP TS 24.229 [8]).
- d) A single integer value.
- e) UR.Att3rdPartyReg.
- f) SCSCFFunction.
- g) Valid for packet switched traffic.
- h) IMS.

##### 4.1.1.4.2 Successful third party registration procedures

- a) This measurement provides the number of successful third-party registrations triggered by S-CSCF.
- b) CC.
- c) On receipt by the S-CSCF of a SIP\_200\_OK message for the third party registration (see 3GPP TS 24.229 [8]).
- d) A single integer value.
- e) UR.Succ3rdPartyReg.
- f) SCSCFFunction.
- g) Valid for packet switched traffic.
- h) IMS.

##### 4.1.1.4.3 Failed third party registration procedures

- a) This measurement provides the number of failed third-party registrations triggered by S-CSCF.
- b) CC.
- i) On receipt by the S-CSCF of a response message(e.g. SIP\_4xx) indicating a failed third party registration procedure, each failed third party registration procedure is added to the relevant measurement according to the status code. Possible status codes are included in 3GPP TS 29.229 [10]. The sum of all supported per status code measurements shall equal the total number of failed third party registration procedures. In case only a subset of per cause measurements is supported, a sum subcounter will be provided first.
- c) Each measurement is an integer value. The number of measurements is equal to the number of the measured status codes plus a possible sum measurement identified by the *.sum* suffix.
- d) A single integer value. The number of measurements is equal to the number of the measured status codes plus a possible sum measurement identified by the *.sum* suffix.
- e) The measurement name has the form UR.Fail3rdPartyReg.*Cause*. where *Cause* identifies the status code.

- f) SCSCFFunction.
- g) Valid for packet switched traffic.
- h) IMS.

#### 4.1.1.5 User registration status query

The measurements defined in this subclause are subject to the "2 out of 3 approach".

##### 4.1.1.5.1 Attempted user registration status query procedures

- a) This measurement provides number of attempted User registration status query procedures at the I-CSCF.
- b) CC.
- c) On transmission by the I-CSCF of a User-Authorization-Request Diameter command to the HSS (see 3GPP TS 29.229 [9]).
- d) A single integer value.
  - UR.AttUAR.
- e) ICSCFFunction.
- f) Valid for packet switched traffic.
- g) IMS.

##### 4.1.1.5.2 Successful user registration status query procedures

- a) This measurement provides number of successful user registration status query procedures at the I-CSCF.
- b) CC.
- c) On receipt by the I-CSCF of a User-Authorization-Answer Diameter command from HSS indicating that the User Authorization Request is successful with the specific result code, each successful user registration status query procedure is added to the relevant measurement according to the successful result code. Possible successful result codes are included in 3GPP TS 29.229 [10]. The sum of all supported per result code measurements shall equal the total number of successful User registration status query procedures. In case only a subset of per cause measurements is supported, a sum subcounter will be provided first.
- d) Each measurement is an integer value. The number of measurements is equal to the number of result codes plus a possible sum value identified by the *.sum* suffix.
- e) The measurement name has the form UR.SuccUAA.*ResultCode* where *ResultCode* identifies the successful Result Code.
- f) ICSCFFunction.
- g) Valid for packet switched traffic.
- h) IMS.

##### 4.1.1.5.3 Failed user registration status query procedures

- a) This measurement provides number of user registration status query procedures rejected by HSS for the specific causes. The measurement is split into subcounters per failure cause. This measurement is only valid for the I-CSCF.
- b) CC.

- c) On receipt by the I-CSCF of a User-Authorization-Answer Diameter command from HSS indicating that the User Authorization Request is rejected for the specific cause, each failed user registration status query procedure is added to the relevant measurement according to the failure cause. Possible failure causes are included in 3GPP TS 29.229 [10]. The sum of all supported per cause measurements shall equal the total number of failed User registration status query procedures. In case only a subset of per cause measurements is supported, a sum subcounter will be provided first.
- d) Each measurement is an integer value. The number of measurements is equal to the number of causes plus a possible sum value identified by the *.sum* suffix.
- e) The measurement name has the form UR.FailUAA.*Cause* where *Cause* identifies the failure cause. The following subcounters with specific failure causes (see 3GPP TS 29.229 [10]) are required:
  - UR.NbrFailUAA.5002            Result-Code: DIAMETER\_ERROR\_IDENTITIES\_DONT\_MATCH;
  - UR.NbrFailUAA.5004            Result-Code: DIAMETER\_ERROR\_ROAMING\_NOT\_ALLOWED;
- f) ICSCFFunction.
- g) Valid for packet switched traffic.
- h) IMS.

#### 4.1.1.6 S-CSCF registration/deregistration notification

The measurements defined in this subclause are subject to the "2 out of 3 approach".

##### 4.1.1.6.1 Attempted S-CSCF registration/deregistration notification procedures

- a) This measurement provides number of attempted S-CSCF registration/deregistration notification procedures.
- b) CC.
- c) On transmission by the S-CSCF of a Server-Assignment-Request Diameter command to the HSS (see 3GPP TS 29.228 [9]).
- d) A single integer value.
- e) UR.AttSAR.
- f) SCSCFFunction.
- g) Valid for packet switched traffic.
- h) IMS.

##### 4.1.1.6.2 Successful S-CSCF registration/deregistration notification procedures

- a) This measurement provides number of successful S-CSCF registration/deregistration notification procedures.
- b) CC.
- c) On receipt by the S-CSCF of a Server-Assignment-Answer Diameter command from the HSS indicating a successful S-CSCF registration/deregistration notification procedure (see 3GPP TS 29.228 [9]).
- d) A single integer value.
- e) UR.SuccSAA.
- f) SCSCFFunction.
- g) Valid for packet switched traffic.
- h) IMS.

#### 4.1.1.6.3 Failed S-CSCF registration/deregistration notification procedures

- a) This measurement provides number of failed S-CSCF registration/deregistration notification procedures. The measurement is split into subcounters per failure cause.
- b) CC.
- c) On receipt by the S-CSCF of a Server-Assignment-Answer Diameter command from HSS indicating the S-CSCF registration/deregistration notification procedure is failed for the specific cause, each failed S-CSCF registration/deregistration notification procedure is added to the relevant measurement according to the failure cause. Possible failure causes are included in TS 29.229 [10]. The sum of all supported per cause measurements shall equal the total number of failed S-CSCF registration/deregistration notification procedures. In case only a subset of per cause measurements is supported, a sum subcounter will be provided first.
- d) Each measurement is an integer value. The number of measurements is equal to the number of causes plus a possible sum value identified by the *.sum* suffix.
- e) The measurement name has the form UR.FailSAA.*Cause* where *Cause* identifies the failure cause.
- f) SCSCFFunction.
- g) Valid for packet switched traffic.
- h) IMS.

## 4.1.2 Session control related measurements

The measurements defined in subclauses 4.1.2.1, 4.1.2.2 and 4.1.2.4 are subject to the "2 out of 3 approach".

### 4.1.2.1 Attempted session establishments

- a) This measurement provides the number of attempted session establishments at P-CSCF or S-CSCF.
- b) CC.
- c) On receipt by the P-CSCF or S-CSCF of an initial SIP\_INVITE message (see 3GPP TS 23.228 [7]).
- d) A single integer value.
- e) SC.AttSession.
- f) PCSCFFunction.  
SCSCFFunction.
- g) Valid for packet switched traffic.
- h) IMS.

### 4.1.2.2 Successful session establishments

- a) This measurement provides the number of successful session establishments at the P-CSCF or S-CSCF. The measurement is split into subcounters per message type (e.g. SIP\_180) indicating the successful session establishments.
- b) CC.
- c) On transmission by the P-CSCF or S-CSCF of the first response message (e.g. SIP\_180) indicating a successful session establishment corresponding to the initial SIP\_INVITE message (see 3GPP TS 23.228 [7]), each successful session establishment is added to the relevant measurement according to the message type, the possible response message types are identified in 3GPP TS 24.229 [8]. The sum of all supported per message type measurements shall equal the total number of successful session establishments. In case only a subset of per message type measurements is supported, a sum subcounter will be provided first.
- d) Each measurement is an integer value. The number of measurements is equal to the number of message types plus a possible sum value identified by the *.sum* suffix.
- e) The measurement name has the form SC.SuccSession.*type* where *type* identifies the message type.

The following subcounters with specific message types are the samples of this measurement:

- SC.SuccSession.180                      Message type: SIP\_180;
- SC.SuccSession.200                      Message type: SIP\_200\_OK only if the SIP\_180 has not been sent for this session.

- f) PCSCFFunction.  
SCSCFFunction.
- g) Valid for packet switched traffic.
- h) IMS.

### 4.1.2.3 Answered session establishments

- a) This measurement provides the number of answered session establishments at the P-CSCF or S-CSCF.

- b) CC.
- c) On transmission by the P-CSCF or S-CSCF of a SIP\_200\_OK response message corresponding to the initial SIP\_INVITE messages (see 3GPP TS 23.228 [7]).
- d) A single integer value.
- e) SC.AnsSession.
- f) PCSCFFunction.  
SCSCFFunction.
- g) Valid for packet switched traffic.
- h) IMS.

#### 4.1.2.4 Failed session establishments

- a) This measurement provides the number of failed session establishments at the P-CSCF or S-CSCF. The measurement is split into subcounters per response status codes.
- b) CC.
- c) On transmission by the P-CSCF or S-CSCF of a response message (e.g. SIP\_430) indicating a failed session establishment corresponding to the initial SIP\_INVITE messages (see 3GPP TS 23.228 [7]), each failed session establishment is added to the relevant measurement according to the status code. The sum of all supported per status code measurements shall equal the total number of failed session establishments. In case only a subset of per cause measurements is supported, a sum subcounter will be provided first.
- d) Each measurement is an integer value. The number of measurements is equal to the number of causes plus a possible sum value identified by the *.sum* suffix.
- e) The measurement name has the form SC.FailSession.Cause where *Cause* identifies the status code.
- f) PCSCFFunction.  
SCSCFFunction.
- g) Valid for packet switched traffic.
- h) IMS.

#### 4.1.2.5 Simultaneous online and answered sessions (Maximum)

- a) This measurement provides the maximum number of simultaneous online sessions which have been answered at the P-CSCF or S-CSCF.
- b) SI.
- c) This measurement is obtained by sampling at a pre-defined interval the number of simultaneous online sessions which have been answered and then taking the maximum.
- d) A single integer value.
- e) SC.NbrSimulAnsSessionMax.
- f) PCSCFFunction.  
SCSCFFunction.
- g) Valid for packet switched traffic.
- h) IMS.

#### 4.1.2.6 Successful session establishment time (Mean)

- a) This measurement provides the mean establishment time of the successful sessions at the P-CSCF or S-CSCF. The measurement is split into subcounters per media type.
- b) DER (n=1).
- c) This measurement is obtained by accumulating the time intervals for every successful session between the receipt of an initial SIP\_INVITE message by the P-CSCF or S-CSCF (see 3GPP TS 23.228 [7]) and the transmission of the first corresponding response message (which may be SIP\_180 or SIP\_2XX) indicating a successful session establishment over a granularity period. The end value of this time will then be divided by the number of successful session establishments observed in the granularity period to give the arithmetic mean, the accumulator shall be reinitialised at the beginning of each granularity period. The measurement is split into subcounters per media type, and the possible media type can be seen in TS 24.229[8].
- d) A single integer value(in milliseconds)
- e) SC.SessionEstabTimeMean.MediaName
- f) PCSCFFunction.  
SCSCFFunction.
- g) Valid for packet switched traffic.
- h) IMS

#### 4.1.2.7 Simultaneous online and answered sessions (Mean)

- a) This measurement provides the mean number of simultaneous online and answered sessions at the P-CSCF and S-CSCF.
- b) SI.
- c) This measurement is obtained by sampling at a pre-defined interval the number of simultaneous online and answered sessions which are in the state between receipt by the P-CSCF of SIP\_200\_OK message and receipt by the P-CSCF of message SIP\_BYE, or between receipt by the S-CSCF of message SIP\_200\_OK and receipt or transmission by the S-CSCF of the message SIP\_BYE, and then taking the arithmetic mean.
- d) A single integer value.
- e) SC.NbrSimulAnsSessionMean
- f) PCSCFFunction  
SCSCFFunction
- g) Valid for packet switched traffic.
- h) IMS.

#### 4.1.2.8 Dropped sessions

- a) This measurement provides the number of sessions that have been removed due to session expiry at the S-CSCF, P-CSCF and I-CSCF.
- b) CC.
- c) A session is removed due to time expired.
- d) A single integer value.
- e) SC.DroppedSession.
- f) PCSCFFunction



SCSCFFunction

ICSCFFunction

- g) Valid for packet switched traffic.
- h) IMS.

#### 4.1.2.9 Attempted originating session establishments

- a) This measurement provides the number of attempted originating session establishments at P-CSCF.
- b) CC.
- c) On receipt by the P-CSCF of an initial SIP\_INVITE message from UE (see 3GPP TS 23.228 [7]).
- d) A single integer value.
- e) SC.AttSessionOrig.
- f) PCSCFFunction.
- g) Valid for packet switched traffic.
- h) IMS.

#### 4.1.2.10 Successful originating session establishments

- a) This measurement provides the number of successful originating session establishments at the P-CSCF. The measurement is split into subcounters per message type (e.g. SIP\_180) indicating the successful session establishments.
- b) CC.
- c) On transmission by the P-CSCF of the first response message (e.g. SIP\_180) indicating a successful session establishment corresponding to the initial SIP\_INVITE message (see 3GPP TS 23.228 [7]) to UE, each successful session establishment is added to the relevant measurement according to the message type, the possible response message types are identified in 3GPP TS 24.229 [8]. The sum of all supported per message type measurements shall equal the total number of successful session establishments. In case only a subset of per message type measurements is supported, a sum subcounter will be provided first.
- d) Each measurement is an integer value. The number of measurements is equal to the number of message types plus a possible sum value identified by the *.sum* suffix.
- e) The measurement name has the form SC.SuccSessionOrig.*type* where *type* identifies the message type.

The following subcounters with specific message types are the samples of this measurement:

- SC.SuccSessionOrig.180      Message type: SIP\_180;
- SC.SuccSessionOrig.200      Message type: SIP\_200\_OK only if the SIP\_180 has not been sent for this session.

- f) PCSCFFunction.
- g) Valid for packet switched traffic.
- h) IMS.

#### 4.1.2.11 Attempted terminating session establishments

- a) This measurement provides the number of attempted terminating session establishments at P-CSCF and I-CSCF.
- b) CC.

- c) On receipt by the terminating I-CSCF of an initial SIP\_INVITE message from originating S-CSCF and receipt by the P-CSCF of an initial SIP\_INVITE message from S-CSCF (see 3GPP TS 23.228 [7]).
- d) A single integer value.
- e) SC.AttSessionTerm.
- f) PCSCFFunction  
ICSCFFunction
- g) Valid for packet switched traffic.
- h) IMS.

#### 4.1.2.12 Successful terminating session establishments

- a) This measurement provides the number of successful terminating session establishments at the P-CSCF and I-CSCF. The measurement is split into subcounters per message type (e.g. SIP\_180) indicating the successful session establishments.
- b) CC.
- c) On transmission by the P-CSCF of the first response message (e.g. SIP\_180) indicating a successful terminating session establishment corresponding to the initial SIP\_INVITE message (see 3GPP TS 23.228 [7]) to S-CSCF or on transmission by the I-CSCF of the first response message (e.g. SIP\_180) indicating a successful terminating session establishment corresponding to the initial SIP\_INVITE message (see 3GPP TS 23.228 [7]) to originating S-CSCF, each successful session establishment is added to the relevant measurement according to the message type, the possible response message types are identified in 3GPP TS 24.229 [8]. The sum of all supported per message type measurements shall equal the total number of successful session establishments. In case only a subset of per message type measurements is supported, a sum subcounter will be provided first.
- d) Each measurement is an integer value. The number of measurements is equal to the number of message types plus a possible sum value identified by the *.sum* suffix.
- e) The measurement name has the form SC.SuccSessionTerm.*type* where *type* identifies the message type.

The following subcounters with specific message types are the samples of this measurement:

- SC.SuccSessionTerm.180      Message type: SIP\_180;
- SC.SuccSessionTerm.200      Message type: SIP\_200\_OK only if the SIP\_180 has not been sent for this session.

- f) PCSCFFunction  
ICSCFFunction
- g) Valid for packet switched traffic.
- h) IMS.

### 4.1.3 User location query related measurements

The measurements defined in this subclause are subject to the "2 out of 3 approach".

#### 4.1.3.1 Attempted user location query procedures

- a) This measurement provides number of attempted user location query procedures at I-CSCF.
- b) CC.
- c) On transmission by the I-CSCF of a Location-Info-Request Diameter command to the HSS (see 3GPP TS 29.228 [9]).
- d) A single integer value.
- e) LIQ.AttLIR.
- f) ICSCFFunction.
- g) Valid for packet switched traffic.
- h) IMS.

#### 4.1.3.2 Successful user location query procedures

- a) This measurement provides number of successful user location query procedures at I-CSCF.
- b) CC.
- c) On receipt by the I-CSCF of a Location-Info-Answer Diameter command from the HSS indicating a successful location information query procedure (see 3GPP TS 29.228 [9]).
- d) A single integer value.
- e) LIQ.SuccLIA.
- f) ICSCFFunction.
- g) Valid for packet switched traffic.
- h) IMS.

#### 4.1.3.3 Failed user location query procedures

- a) This measurement provides number of failed user location query procedures at I-CSCF. The measurement is split into subcounters per failure cause.
- b) CC.
- c) On receipt by the I-CSCF of a Location-Info-Answer Diameter command from HSS indicating the user location query is failed for the specific cause, each failed user location query procedure is added to the relevant measurement according to the failure cause. Possible failure causes are included in 3GPP TS 29.229 [10]. The sum of all supported per cause measurements shall equal the total number of failed user location query procedures. In case only a subset of per cause measurements is supported, a sum subcounter will be provided first.
- d) Each measurement is an integer value. The number of measurements is equal to the number of causes plus a possible sum value identified by the *.sum* suffix.
- e) The measurement name has the form LIQ.FailLIA.*Cause* where *Cause* identifies the failure cause.
- f) ICSCFFunction.

- g) Valid for packet switched traffic.
- h) IMS.

## 4.1.4 Inter-network domain calling related measurements

### 4.1.4.1 Attempted session establishments from users of other network domains

- a) This measurement provides the number of attempted session establishments originated from the users (regardless of whether the user is roaming or not) who are belonging to other network domains at the I-CSCF or S-CSCF in the terminating network. The measurement is split into subcounters per network domain.
- b) CC.
- c) On receipt by the I-CSCF or S-CSCF of a SIP\_INVITE message, and the calling party is belonging to other network domains (i.e. the domain name information of the calling party retrieved from the SIP\_INVITE message is different from the domain of this I-CSCF or S-CSCF). Each session whose calling party recognized by the CSCF as belonging to a given network domain is added to the relevant per network domain measurement. The sum of all supported per network domain measurements shall equal the total number of attempted session establishments from users of other network domains. In case only a subset of per network measurements is supported, a sum subcounter will be provided first (see 3GPP TS 23.228 [7]).
- d) Each measurement is an integer value. The number of measurements is equal to the number of network domain plus a possible sum value identified by the *.sum* suffix.
- e) The measurement name has the form *IC.AttSessionFromOtherNtwkDmn.Domain* where *Domain* identifies the network domain, and it is in the format of the domain name information in the SIP messages.
- f) ICSCFFunction.  
SCSCFFunction.
- g) Valid for packet switched traffic.
- h) IMS.

### 4.1.4.2 403 (Forbidden) generated for sessions from users of other network domains

- a) This measurement provides the number of SIP\_403 (Forbidden) response messages at the I-CSCF or S-CSCF in the terminating network generated for the sessions from users of other network domains. The measurement is split into subcounters per network domain.
- b) CC.
- c) On transmission by the I-CSCF or S-CSCF of SIP\_403 message corresponding to the SIP\_INVITE message of which the calling party is belonging to other network domains received by the I-CSCF or S-CSCF. Each SIP\_403 message generated by the I-CSCF or S-CSCF for the session whose calling party is belonging to a given network domain is added to the relevant per network domain measurement. The sum of all supported per network domain measurements shall equal the total number of 403 (Forbidden) generated for sessions from users of other network domains. In case only a subset of per network measurements is supported, a sum subcounter will be provided first (see 3GPP TS 23.228 [7]).
- d) Each measurement is an integer value. The number of measurements is equal to the number of network domain plus a possible sum value identified by the *.sum* suffix.
- e) The measurement name has the form *IC.403SessionFromOtherNtwkDmn.Domain* where *Domain* identifies the network domain, and it is in the format of the domain name information in the SIP messages.
- f) ICSCFFunction.  
SCSCFFunction.
- g) Valid for packet switched traffic.
- h) IMS.

#### 4.1.4.3 Attempted session establishments to users of other network domains

- a) This measurement provides the number of attempted session establishments towards users (regardless of whether the user is roaming or not) who are belonging to other network domains at the I-CSCF or S-CSCF in the originating network. The measurement is split into subcounters per network domain.
- b) CC.
- c) On transmission by the I-CSCF or S-CSCF of a SIP\_INVITE messages, and the called party is belonging to other network domains (i.e. the domain name information of the called party retrieved from the SIP\_INVITE message is different from the domain of this I-CSCF or S-CSCF). Each session whose called party recognized by the CSCF as belonging to a given network domain is added to the relevant per network domain measurement. The sum of all supported per network measurements shall equal the total number of attempted session establishments to users of other network domains. In case only a subset of per network measurements is supported, a sum subcounter will be provided first (see 3GPP TS 23.228 [7]).
- d) Each measurement is an integer value. The number of measurements is equal to the number of network domain plus a possible sum value identified by the *.sum* suffix.
- e) The measurement name has the form *IC.AttSessionToOtherNtwkDmn.Domain* where *Domain* identifies the network domain, and it is in the format of the domain name information in the SIP messages.
- f) ICSCFFunction.  
SCSCFFunction.
- g) Valid for packet switched traffic.
- h) IMS.

#### 4.1.4.4 403 (Forbidden) received for sessions to users of other network domains

- a) This measurement provides the number of SIP\_403 (Forbidden) response messages received for sessions to users of other network domains at the I-CSCF or S-CSCF in the originating network. The measurement is split into subcounters per network domain.
- b) CC.
- c) On receipt by the I-CSCF or S-CSCF of SIP\_403 message corresponding to the SIP\_INVITE message corresponding to the SIP\_INVITE message of which the called party is belonging to other network domains transmitted by the I-CSCF or S-CSCF. Each SIP\_403 message received by the I-CSCF or S-CSCF for the session whose called party is belonging to a given network domain is added to the relevant per network domain measurement. The sum of all supported per network domain measurements shall equal the total number of 403 (Forbidden) received for sessions to users of other network domains. In case only a subset of per network measurements is supported, a sum subcounter will be provided first (see 3GPP TS 23.228 [7]).
- d) Each measurement is an integer value. The number of measurements is equal to the number of network domain plus a possible sum value identified by the *.sum* suffix.
- e) The measurement name has the form *IC.403SessionToOtherNtwkDmn.Domain* where *Domain* identifies the network domain, and it is in the format of the domain name information in the SIP messages.
- f) ICSCFFunction  
SCSCFFunction.
- g) Valid for packet switched traffic.
- h) IMS.

#### 4.1.4.5 Successful session establishments from users of other network domains

- a) This measurement provides the number of successful session establishments from the users (regardless of whether the user is roaming or not) who are belonging to other network domains at the P-CSCF or S-CSCF in the originating network. The measurement is split into subcounters per network domain.
- b) CC.
- c) On transmission by the P-CSCF or S-CSCF of the first response message (which may be SIP\_180 or SIP\_2XX) indicating a successful session establishment corresponding to the initial SIP\_INVITE message (see 3GPP TS 23.228 [7]), and the called party is belonging to other network domains. Each session whose called party recognized by the P-CSCF or S-CSCF as belonging to a given network domain is added to the relevant per network domain measurement. The sum of all supported per network measurements shall equal the total number of successful session establishments to users of other network domains. In case only a subset of per network measurements is supported, a sum subcounter will be provided first (see 3GPP TS 23.228 [7]).
- d) Each measurement is an integer value. The number of measurements is equal to the number of other network domain plus a possible sum value identified by the *.sum* suffix.
- e) The measurement name has the form *IC.SuccSessionFromOtherNtwkDmn.Domain* where *Domain* identifies the other network domain, and it is in the format of the domain name information in the SIP messages.
- f) PCSCFFunction.  
SCSCFFunction
- g) Valid for packet switched traffic.
- h) IMS.

#### 4.1.4.6 Successful session establishments to users of other network domains

- a) This measurement provides the number of successful session establishments towards users (regardless of whether the user is roaming or not) who are belonging to other network domains at the P-CSCF or S-CSCF in the originating network. The measurement is split into subcounters per network domain.
- b) CC.
- c) On transmission by the P-CSCF or S-CSCF of the first response message (which may be SIP\_180 or SIP\_2XX) indicating a successful session establishment corresponding to the initial SIP\_INVITE message (see 3GPP TS 23.228 [7]), and the calling party is belonging to other network domains received by the P-CSCF or S-CSCF. Each session whose called party recognized by the P-CSCF or S-CSCF as belonging to a given network domain is added to the relevant per network domain measurement. The sum of all supported per network measurements shall equal the total number of successful session establishments to users of other network domains. In case only a subset of per network measurements is supported, a sum subcounter will be provided first (see 3GPP TS 23.228 [7]).
- d) Each measurement is an integer value. The number of measurements is equal to the number of other network domain plus a possible sum value identified by the *.sum* suffix.
- e) The measurement name has the form *IC.SuccSessionToOtherNtwkDmn.Domain* where *Domain* identifies the other network domain, and it is in the format of the domain name information in the SIP messages.
- f) PCSCFFunction.  
SCSCFFunction
- g) Valid for packet switched traffic.
- h) IMS.

## 4.1.5 Roaming users related measurements

### 4.1.5.1 Initial registrations of visiting users from other IMS network domains

- a) This measurement provides number of initial registrations of users accessing the visited IMS network but are belonging other IMS network domains at P-CSCF. The measurement is split into subcounters per IMS network domain.
- b) CC.
- c) On receipt by the P-CSCF of the SIP\_REGISTER message from the UE who is belonging to other network domains (i.e. the domain name information of the roamer retrieved from the SIP\_REGISTER message is different from the domain of this CSCF) for the initial registration. Each roamer recognized by the P-CSCF as belonging to a given IMS network domain is added to the relevant per IMS network domain measurement. The sum of all supported per IMS network domain measurements shall equal the total number of visiting users. In case only a subset of per IMS network domain measurements is supported, a sum subcounter will be provided first (see 3GPP TS 23.228 [7]).
- d) Each measurement is an integer value. The number of measurements is equal to the number of IMS network domain plus a possible sum value identified by the *.sum* suffix.
- e) The measurement name has the form *RU.AttInitRegOfVisitUsers.Domain* where *Domain* identifies the network domain, and it is in the format of the domain name information in the SIP messages.
- f) PCSCFFunction.
- g) Valid for packet switched traffic.
- h) IMS.

### 4.1.5.2 Number of SIP 403 (Forbidden) messages for the roamers

- a) This measurement provides the number of 403-Forbidden response messages generated to UEs who are belonging to other IMS network domains with whom there are roaming agreements for the registration procedures at P-CSCF. The measurement is split into subcounters per network domain.
- b) CC.
- c) On transmission by the P-CSCF of a SIP\_403 (Forbidden) response message to the UE who is belonging to other IMS networks for the initial registration procedure. Each SIP\_403 message transmitted by the P-CSCF for the roamer who is belonging to a given network domain is added to the relevant per network domain measurement. The sum of all supported per network domain measurements shall equal the total number of 403 (Forbidden) generated for the roamers who are belonging to other IMS network domains. In case only a subset of per network measurements is supported, a sum subcounter will be provided first (see 3GPP TS 23.228 [7]).
- d) Each measurement is an integer value. The number of measurements is equal to the number of IMS network domain plus a possible sum value identified by the *.sum* suffix.
- e) The measurement name has the form *RU.Nbr403InitRegOfVisitUsers.Domain* where *Domain* identifies the network domain, and it is in the format of the domain name information in the SIP messages.
- f) PCSCFFunction.
- g) Valid for packet switched traffic.
- h) IMS.

### 4.1.5.3 Roaming users to other IMS network domains

- a) This measurement provides the number of the roamers visiting other IMS network domains at S-CSCF.
- b) CC.



- c) On receipt by the S-CSCF of a SIP\_REGISTER message from the P-CSCF which is belonging to other IMS network domains.
- d) A single integer value.
- e) RU.RmgUsersOut.
- f) SCSCFFunction.
- g) Valid for packet switched traffic.
- h) IMS.

#### 4.1.5.4 Number of 200 OK (Successful) messages for the roamers

- a) This measurement provides the number of 200 OK (Successful) response messages generated to UEs who are belonging to other IMS network domains with whom there are roaming agreements for the registration procedures at P-CSCF. The measurement is split into subcounters per network domain.
- b) CC.
- c) On transmission by the P-CSCF of a 200 OK (Successful) response message to the UE who is belonging to other IMS networks for the initial registration procedure. Each 200 OK message transmitted by the P-CSCF for the roamer who is belonging to a given network domain is added to the relevant per network domain measurement. The sum of all supported per network domain measurements shall equal the total number of 200 OK (Successful) generated for the roamers who are belonging to other IMS network domains. In case only a subset of per network measurements is supported, a sum subcounter will be provided first (see 3GPP TS 23.228 [7]).
- d) Each measurement is an integer value. The number of measurements is equal to the number of IMS network domain plus a possible sum value identified by the *.sum* suffix.
- e) The measurement name has the form RU.Nbr200InitRegOfVisitUsers.*Domain* where *Domain* identifies the network domain, and it is in the format of the domain name information in the SIP messages.
- f) PCSCFFunction.
- g) Valid for packet switched traffic.
- h) IMS.

## 4.1.6 Authentication related measurements

The measurements defined in this subclause are subject to the "2 out of 3 approach".

### 4.1.6.1 Attempted Authentication procedures

- a) This measurement provides number of attempted Authentication procedures at S-CSCF.
- b) CC.
- c) On transmission by the S-CSCF of a Multimedia-Authentication-Request Diameter command to the HSS (see 3GPP TS 29.228 [9]).
- d) A single integer value.
- e) MA.AttMAR.
- f) SCSCFFunction.
- g) Valid for packet switched traffic.
- h) IMS.

### 4.1.6.2 Successful Authentication procedures

- a) This measurement provides number of successful Authentication procedures at S-CSCF.
- b) CC.
- c) On receipt by the S-CSCF of a Multimedia-Authentication-Answer Diameter command from the HSS indicating a successful authentication procedure (see 3GPP TS 29.228 [9]).
- d) A single integer value.
- e) MA.SuccMAA.
- f) SCSCFFunction.
- g) Valid for packet switched traffic.
- h) IMS.

### 4.1.6.3 Failed Authentication procedures

- a) This measurement provides number of failed Authentication procedures at S-CSCF. The measurement is split into subcounters per failure cause.
- b) CC.
- c) On receipt by the S-CSCF of a Multimedia-Authentication-Answer Diameter command from HSS indicating the authentication procedure is failed for the specific cause, each failed authentication procedure is added to the relevant measurement according to the failure cause. Possible failure causes are included in 3GPP TS 29.229 [10].  
And each expected Multimedia-Authentication-Answer Diameter command not received by the S-CSCF is added into failure cause 'No Reply' (not specified in 3GPP TS 29.229 [10]).  
The sum of all supported per cause measurements shall equal the total number of failed authentication procedures. In case only a subset of per cause measurements is supported, a sum subcounter will be provided first.
- d) Each measurement is an integer value. The number of measurements is equal to the number of causes plus a possible sum value identified by the *.sum* suffix.

- e) The measurement name has the form MA.FailMAA.*Cause* where *Cause* identifies the failure cause.  
The cause 'No Reply' is identified by the *NoReply* suffix.
- f) SCSCFFunction.
- g) Valid for packet switched traffic.
- h) IMS.

## 4.1.7 HSS initiated update of User Profile related measurements

The measurements defined in this subclause are subject to the "2 out of 3 approach".

### 4.1.7.1 Attempted HSS initiated User Profile Update procedures

- a) This measurement provides number of attempted HSS initiated user profile update procedures at S-CSCF.
- b) CC.
- c) On receipt by the S-CSCF of a Push-Profile-Request Diameter command from the HSS (see 3GPP TS 29.228 [9]).
- d) A single integer value.
- e) UP.AttPPR.
- f) SCSCFFunction.
- g) Valid for packet switched traffic.
- h) IMS.

### 4.1.7.2 Successful HSS initiated User Profile Update procedures

- a) This measurement provides number of successful HSS initiated user profile update procedures at S-CSCF.
- b) CC.
- c) On transmission by the S-CSCF to the HSS of a Push-Profile-Answer Diameter command indicating a successful user profile update procedure (see 3GPP TS 29.228 [9]).
- d) A single integer value.
- e) UP.SuccPPA.
- f) SCSCFFunction.
- g) Valid for packet switched traffic.
- h) IMS.

### 4.1.7.3 Failed HSS initiated user profile update procedures

- a) This measurement provides number of failed HSS initiated user profile update procedures at S-CSCF. The measurement is split into subcounters per failure cause.
- b) CC.
- c) On transmission by the S-CSCF to the HSS of a Push-Profile-Answer Diameter command indicating the user profile update procedure is failed for the specific cause, each failed user profile update procedure is added to the relevant measurement according to the failure cause. Possible failure causes are included in 3GPP TS 29.229 [10]. The sum of all supported per cause measurements shall equal the total number of failed user profile update procedures. In case only a subset of per cause measurements is supported, a sum subcounter will be provided first.
- d) Each measurement is an integer value. The number of measurements is equal to the number of causes plus a possible sum value identified by the *.sum* suffix.
- e) The measurement name has the form UP.FailPPA.*Cause* where *Cause* identifies the failure cause.
- f) SCSCFFunction.

- g) Valid for packet switched traffic.
- h) IMS.

## 4.1.8 Subscription procedure related measurements

The measurements defined in this subclause are subject to the "2 out of 3 approach".

### 4.1.8.1 Number of attempted Subscription procedures

- a) This measurement provides the number of initial subscriptions attempted at the S-CSCF.
- b) CC.
- c) On receipt by the S-CSCF of an initial SIP\_SUBSCRIBE message (see TS 24.229 [8]).
- d) A single integer value.
- e) SUB.AttSubscribe.
- f) SCSCFFunction.
- g) Valid for packet switched traffic.
- h) IMS.

### 4.1.8.2 Number of successful Subscription procedures

- a) This measurement provides the number of successful subscription establishments received at the S-CSCF.
- b) CC.
- c) On transmission by the S-CSCF of a response message with a response code (e.g. SIP\_200\_OK) indicating a successful subscription setup corresponding to the initial SIP\_SUBSCRIBE message (see TS 24.229 [8]).
- d) A single integer value.
- e) SUB.SuccSubscribe.
- f) SCSCFFunction.
- g) Valid for packet switched traffic.
- h) IMS.

### 4.1.8.3 Number of failed Subscription procedures

- a) This measurement provides the number of failed subscription establishments at the S-CSCF. The measurement is split into subcounters per response codes.
- b) CC.
- c) On transmission by the S-CSCF of a response message with a response code (e.g. SIP\_430) indicating a failed subscription establishment corresponding to the initial SIP\_SUBSCRIBE message (see TS 24.229 [8]), each failed subscription establishment trial is added to the relevant measurement according to the message type. In case only a subset of per message type measurements is supported, a sum subcounter will be provided first.
- d) Each measurement is an integer value. The number of measurements is equal to the number of message types plus a possible sum value identified by the .sum suffix.
- e) The measurement name has the form SUB.FailedSubscribe.*Cause* where *Cause* identifies the response code.
- f) SCSCFFunction.
- g) Valid for packet switched traffic.
- h) IMS.

## 4.1.9 Notify procedure related measurements

The measurements defined in this subclause are subject to the "2 out of 3 approach".

### 4.1.9.1 Number of emitted Notify procedures

- a) This measurement provides the number of emitted Notify SIP messages at the S-CSCF.
- b) CC.
- c) On transmission by the S-CSCF of a SIP\_NOTIFY message (see TS 24.229 [8]).
- d) A single integer value.
- e) NOTIF.EmittedNotify.
- f) SCSCFFunction.
- g) Valid for packet switched traffic.
- h) IMS.

### 4.1.9.2 Number of successful Notify procedures

- a) This measurement provides the number of successful Notify messages at the S-CSCF.
- b) CC.
- c) On receipt by the S-CSCF of a response message with response code (e.g. SIP\_200\_OK) indicating a successful response corresponding to the emitted SIP\_NOTIFY message (see TS 24.229 [8]).
- d) A single integer value.
- e) NOTIF.SuccNotify.
- f) SCSCFFunction.
- g) Valid for packet switched traffic.
- h) IMS.

### 4.1.9.3 Number of failed Notify procedures

- a) This measurement provides the number of failed Notify messages at the S-CSCF. The measurement is split into subcounters per response codes.
- b) CC.
- c) On receipt by the S-CSCF of a response message with response code (e.g. SIP\_430) indicating a failed response corresponding to the SIP\_NOTIFY message (see TS 24.229 [8]), each failed Notify message trial is added to the relevant measurement according to the message type. In case only a subset of per message type measurements is supported, a sum subcounter will be provided first.
- d) Each measurement is an integer value. The number of measurements is equal to the number of message types plus a possible sum value identified by the .sum suffix.
- e) The measurement name has the form NOTIF.FailedNotify.Cause where *Cause* identifies the response code.
- f) SCSCFFunction.
- g) Valid for packet switched traffic.
- h) IMS.

## 4.1.10 Immediate Messaging related measurements

The three measure types defined in this subclause are subject to the “2 out of 3 approach”.

### 4.1.10.1 Attempted Immediate Messaging procedures

- a) This measurement provides the number of attempted immediate messaging procedures at S-CSCF.
- b) CC.
- c) On receipt by the S-CSCF of a SIP\_MESSAGE request message for the Immediate Messaging (see 3GPP TS 23.228 [7]).
- d) A single integer value.
- e) SC. AttImMsg.
- f) SCSCFFunction.
- g) Valid for packet switching.
- h) IMS.

### 4.1.10.2 Successful Immediate Messaging procedures

- a) This measurement provides the number of successful immediate messaging procedures at S-CSCF.
- b) CC.
- c) On transmission by the S-CSCF of a response message with a response code (e.g. SIP\_200\_OK) indicating a successful response corresponding to the SIP\_MESSAGE request message (see TS 24.229 [8]).
- d) A single integer value.
- e) SC. SuccImMsg.
- f) SCSCFFunction.
- g) Valid for packet switching.
- h) IMS.

### 4.1.10.3 Failed Immediate Messaging procedures

- a) This measurement provides the number of failed immediate messaging procedures at S-CSCF.
- b) CC
- c) On transmission by the S-CSCF of a response message with response code (e.g. SIP\_430) indicating a failed response corresponding to the SIP\_MESSAGE request message (see TS 24.229 [8]), each failed SIP\_MESSAGE request message trial is added to the relevant measurement according to the response message type. In case only a subset of per message type measurements is supported, a sum subcounter will be provided first.
- d) Each measurement (as defined in e) is an integer value. The number of measurements is equal to the number of causes supported plus a possible sum value identified by the .sum suffix.
- e) SC.FailImMsg.Cause  
where Cause identifies the cause of failure.
- f) SCSCFFunction
- g) Valid for packet switching.
- h) IMS.



## 4.1.11 Emergency session procedure related measurements

The three measurements defined in this subclause are subject to the “2 out of 3 approach”.

### 4.1.11.1 Attempted emergency session procedures

- a) This measurement provides the number of attempted emergency session procedures at P-CSCF.
- b) CC.
- c) On receipt by the P-CSCF of a SIP initial request message except SIP\_REGISTER for the emergency session (see 3GPP TS 23.167 [35], TS 24.229 [8]).
- d) A single integer value.
- e) SC.AttEmgSess.
- i) PCSCFFunction.
- j) Valid for packet switching.
- k) IMS.

### 4.1.11.2 Successful emergency session procedures

- a) This measurement provides the number of successful emergency session procedures at P-CSCF.
- b) CC.
- c) On transmission by the CSCF of a SIP\_200\_OK response message corresponding to the SIP initial request message except SIP\_REGISTER for the emergency session (see 3GPP TS 23.167 [35], TS 24.229 [8]).
- d) A single integer value.
- e) SC.SuccEmgSess.
- f) PCSCFFunction.
- g) Valid for packet switching.
- h) IMS.

### 4.1.11.3 Failed emergency session procedures

- a) This measurement provides the number of failed emergency session procedures at P-CSCF. The measurement is split into subcounters per response status codes.
- b) CC
- c) On transmission by the P-CSCF of a response message with response code (e.g. SIP\_380) indicating a failed response corresponding to the SIP initial request message except SIP\_REGISTER for the emergency session (see 3GPP TS 23.167 [35], TS 24.229 [8]). Each failed session establishment is added to the relevant measurement according to the status code. The sum of all supported per status code measurements shall equal the total number of failed session establishments. In case only a subset of per cause measurements is supported, a sum subcounter will be provided first.
- d) Each measurement is an integer value. The number of measurements is equal to the number of causes plus a possible sum value identified by the *.sum* suffix.
- e) The measurement name has the form SC.FailEmgSess.*Cause* where *Cause* identifies the status code.
- f) PCSCFFunction
- g) Valid for packet switching.

- h) IMS.

## 4.2 Measurements related to HSS

### 4.2.1 HSS database usage related measurements

#### 4.2.1.1 Provisioning related measurements

##### 4.2.1.1.1 Number of provisioned IMS subscriptions currently stored in a HSS

- a) This measurement provides the number of provisioned IMS subscriptions currently stored in a HSS.
- b) Gauge.
- c) Incremented when a IMS subscription (3GPP TS 23.228 [7]) is provisioned in the HSS and decremented when a subscription is removed from the HSS.
- d) A single integer value.
- e) DBU.NbrImsSubscription.
- f) HSSFunction.
- g) Valid for Circuit switching traffic and packet switching traffic.
- h) IMS.

##### 4.2.1.1.2 Number of provisioned Private User Identity stored in a HSS

- a) This measurement provides the number of provisioned Private User Identity currently stored in a HSS.
- b) Gauge.
- c) Incremented when a Private User Identity is provisioned in the HSS and decremented when a Private User Identity is removed from the HSS (3GPP TS 23.008 [16]).
- d) A single integer value.
- e) DBU.NbrPriUserId.
- f) HSSFunction.
- g) Valid for Circuit switching traffic and packet switching traffic.
- h) IMS.

##### 4.2.1.1.3 Number of provisioned Public User Identities with SIP URI format stored in a HSS

- a) This measurement provides the number of provisioned Public User Identities with SIP URI format stored in a HSS.
- b) Gauge.
- c) Incremented when a Public User Identity with SIP URI format (3GPP TS 23.008 [16]) is provisioned in the HSS and decremented when a Public User Identity with SIP URI format is removed from the HSS.
- d) A single integer value.
- e) DBU.NbrSipPubUserId.
- f) HSSFunction.
- g) Valid for Circuit switching traffic and packet switching traffic.

h) IMS.

#### 4.2.1.1.4 Number of provisioned Public User Identities with TEL URI format stored in a HSS

- a) This measurement provides the number of provisioned Public User Identities with TEL URI format stored in a HSS.
- b) Gauge.
- c) Incremented when a Public User Identity with TEL URI format (3GPP TS 23.008 [16]) is provisioned in the HSS and decremented when a Public User identity with TEL URI format is removed from the HSS.
- d) A single integer value.
- e) DBU.NbrTelPubUserId.
- f) HSSFunction.
- g) Valid for Circuit switching traffic and packet switching traffic.
- h) IMS.

#### 4.2.1.1.5 Number of Private Service Identities stored in a HSS

- a) This measurement provides the number of Private Service Identities currently stored in a HSS.
- b) Gauge.
- c) Incremented when a Private Service Identity (3GPP TS 23.008 [16]) is provisioned in the HSS and decremented when a Private Service Identity is removed from the HSS.
- d) A single integer value.
- e) DBU.NbrPriSrvId.
- f) HSSFunction.
- g) Valid for Circuit switching traffic and packet switching traffic.
- h) IMS.

#### 4.2.1.1.6 Number of Public Service Identities with SIP URI format stored in a HSS

- a) This measurement provides the number of Public Service Identities with SIP URI format stored in a HSS.
- b) Gauge.
- c) Incremented when a Public Service Identity with SIP URI format (3GPP TS 23.008 [16]) is provisioned in the HSS and decremented when a Public Service Identity with SIP URI format is removed from the HSS.
- d) A single integer value.
- e) DBU.NbrSipPubSrvId.
- f) HSSFunction.
- g) Valid for Circuit switching traffic and packet switching traffic.
- h) IMS.

#### 4.2.1.1.7 Number of Public Service Identities with TEL URI format stored in a HSS

- a) This measurement provides the number of Public Service Identities with TEL URI format stored in a HSS.
- b) Gauge.

- c) Incremented when a Public Service Identity with TEL URI format (3GPP TS 23.008 [16]) is provisioned in the HSS and decremented when a Public Service Identity with TEL URI format is removed from the HSS.
- d) A single integer value.
- e) DBU.NbrTelPubSrvId.
- f) HSSFunction.
- g) Valid for Circuit switching traffic and packet switching traffic.
- h) IMS.

#### 4.2.1.2 Registration Status related measurements

##### 4.2.1.2.1 Number of Public User Identities in registered state

- a) This measurement provides the number of Public User Identities in registered state stored in a HSS. The measurement is split into subcounters per visited network domain.
- b) Gauge.
- c) Incremented when a Public User Identity's Registration Status changes to "registered", and decremented when a Public User Identity's Registration Status changes from "registered".
- d) An integer value.
- e) DBU.NbrRegPubUserId.*RoamingDomain* where *RoamingDomain* identifies the Domain Name of the visited network that a registration is initiated from.
- f) HSSFunction.
- g) Valid for Circuit switching traffic and packet switching traffic.
- h) IMS.

##### 4.2.1.2.2 Number of Public User Identities in unregistered state

- a) This measurement provides the number of Public User Identities in unregistered state stored in a HSS.
- b) Gauge.
- c) Incremented when a Public User Identity's Registration Status changes to "unregistered" and decremented when a Public User Identity's Registration Status changes from "unregistered".
- d) An integer value.
- e) DBU.NbrUnregPubUserId.
- f) HSSFunction.
- g) Valid for Circuit switching traffic and packet switching traffic.
- h) IMS.


##### 4.2.1.2.3 Number of Private User Identities in registered state

- a) This measurement provides the number of Private User Identities that have been used in the registration of one or more currently registered Public User Identities stored in a HSS.
- b) Gauge.
- c) Incremented on the emergence of the first registered Public User Identity associated with a Private User Identity and decremented on the deregistration of the last registered Public User Identity associated with a Private User Identity.

- d) An integer value.
- e) DBU.NbrRegPriUsrId.
- f) HSSFunction.
- g) Valid for Circuit switching traffic and packet switching traffic.
- h) IMS.

## 4.2.2 User registration status query related measurements

The measurements defined in this subclause are subject to the “2 out of 3 approach”.



**Figure 2**

### 4.2.2.1 Attempted user registration status queries

- This measurement provides the number of attempted user registration status queries received by a HSS from the I-CSCF.
- CC.
- On receipt of a Diameter command User-Authorization-Request (UAR) by the HSS from the I-CSCF. (3GPP TS 29.228 [9]).
- A single integer value.
- UR.AttUAR.
- HSSFunction.
- Valid for Circuit Switching traffic and packet switching traffic.
- IMS.

### 4.2.2.2 Successful user registration status queries

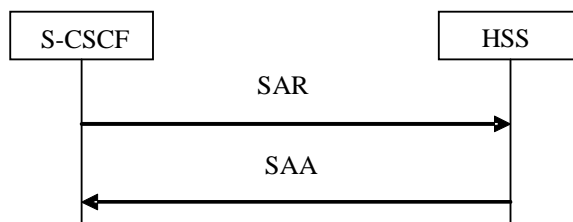
- This measurement provides the number of successfully performed user registration status queries by a HSS. The measurement can be split into subcounters per the success cause.
- CC.
- On transmission by HSS of Diameter command User-Authorization-Answer (UAA) with Result Code of either `DIAMETER_SUCCESS`, `DIAMETER_SUBSEQUENT_REGISTRATION` or `DIAMETER_FIRST_REGISTRATION` to the I-CSCF (3GPP TS 29.228 [9], 3GPP TS 29.229 [10]), each failed user registration status query procedure is added to the relevant measurement according to the success cause. The sum of all supported per cause measurements shall equal the total number of successful User registration status query procedures. In case only a subset of per cause measurements is supported, a sum subcounter will be provided first.
- A single integer value per measurement type defined in e).
- The measurement name has the form `UR.SuccUAA.Cause` where *Cause* identifies the successful cause. The *Cause* shall be the cause code of one of the three success causes defined in bullet c) when constructing the measurement name,
- HSSFunction.
- Valid for Circuit Switching traffic and packet switching traffic.
- IMS.

#### 4.2.2.3 Failed user registration status queries

- a) This measurement provides the number of failed user registration status query procedures processed by a HSS. The measurement is split into subcounters per the failure cause.
- b) CC
- c) On transmission by the HSS of Diameter command User-Authorization-Answer (UAA) with a Result Code other than DIAMETER\_SUCCESS, DIAMETER\_SUBSEQUENT\_REGISTRATION or DIAMETER\_FIRST\_REGISTRATION (3GPP TS 29.228 [9]) to the I-CSCF, each failed user registration status query procedure is added to the relevant measurement according to the failure cause. Possible failure causes are included in 3GPP TS 29.229 [10]. The sum of all supported per cause measurements shall equal the total number of failed User registration status query procedures. In case only a subset of per cause measurements is supported, a sum subcounter will be provided first.
- d) Each measurement (as defined in e) is an integer value. The number of measurements is equal to the number of causes supported plus a possible sum value identified by the *.sum* suffix.
- e) The measurement name has the form UR.FailUAA.*Cause* where *Cause* identifies the failure.cause.
- f) HSSFunction.
- g) Valid for Circuit Switching traffic and packet switching traffic.
- h) IMS.

### 4.2.3 S-CSCF registration/de-registration notification related measurements

The measurements defined in this subclause are subject to the “2 out of 3 approach”.



**Figure 3**

#### 4.2.3.1 Attempted S-CSCF registration/de-registration notifications

- This measurement provides the number of attempted S-CSCF registration/deregistration notifications received by a HSS.
- CC.
- On receipt of Diameter command Server-Assignment-Request (SAR) by the HSS from the S-CSCF (3GPP TS 29.228 [9]).
- A single integer value.
- UR.AttSAR.
- HSSFunction.
- Valid for circuit switching traffic and packet switching traffic.
- IMS.

#### 4.2.3.2 Successful S-CSCF registration/de-registration notifications

- This measurement provides the number of successfully performed S-CSCF registration/deregistration notifications by a HSS.
- CC.
- On transmission by HSS of Diameter command Server-Assignment-Answer (UAA) with Result Code of DIAMETER\_SUCCESS (3GPP TS 29.228 [9]) to the S-CSCF.
- A single integer value.
- UR.SuccSAA.
- HSSFunction.
- Valid for circuit switching traffic and packet switching traffic.
- IMS.

#### 4.2.3.3 Failed S-CSCF registration/de-registration notifications

- This measurement provides the number of failed S-CSCF registration/deregistration notification procedures by a HSS with the S-CSCF. The measurement is split into subcounters per the failure cause.
- CC.



- c) On transmission by the HSS of Diameter command Server-Assignment-Answer (UAA) with a Result Code other than DIAMETER\_SUCCESS (3GPP TS 29.228 [9]) to the S-CSCF, each S-CSCF Registration/Deregistration notification procedure is added to the relevant measurement according to the failure cause. Possible failure causes are included in 3GPP TS 29.229 [10]. The sum of all supported per cause measurements shall equal the total number of failed S-CSCF Registration/Deregistration notification procedures. In case only a subset of per cause measurements is supported, a sum subcounter will be provided first.
- d) Each measurement (as defined in e) is an integer value. The number of measurements is equal to the number of causes supported plus a possible sum value identified by the *.sum* suffix.
- e) The measurement name has the form UR.FailSAA.*Cause* where *Cause* identifies the failure cause.
- f) HSSFunction.
- g) Valid for circuit switching traffic and packet switching traffic.
- h) IMS.

### 4.2.4 Network initiated de-registration by the HSS related measurements

The measurements defined in this subclause are subject to the “2 out of 3 approach”.

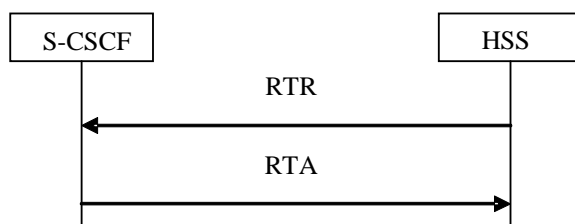


Figure 4

#### 4.2.4.1 Attempted network initiated de-registrations by HSS

- a) This measurement provides the number of attempted network initiated de-registration procedures by a HSS.
- b) CC.
- c) On transmission of Diameter command Registration-Termination-Request (RTR) by the HSS to the S-CSCF (3GPP TS 29.228 [9]).
- d) A single integer value.
- e) UR.AttRTR.
- f) HSSFunction.
- g) Valid for circuit switching traffic and packet switching traffic.
- h) IMS.

#### 4.2.4.2 Successful network initiated de-registrations by HSS

- a) This measurement provides the number of successfully performed network initiated de-registration by a HSS.
- b) CC.
- c) On receipt by HSS of Diameter command Registration-Termination-Answer (RTA) with Result Code of DIAMETER\_SUCCESS (3GPP TS 29.228 [9]) from the S-CSCF.
- d) A single integer value.
- e) UR.SuccRTA.
- f) HSSFunction.
- g) Valid for Circuit switching traffic and packet switching traffic.
- h) IMS.

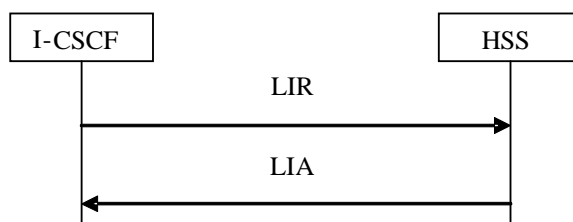
#### 4.2.4.3 Failed network initiated de-registrations by HSS

- a) This measurement provides the number of failed network initiated de-registration procedures perceived by a HSS from the S-CSCF. The measurement is split into subcounters per the failure cause.
- b) CC.

- c) On receipt by the HSS of Diameter command Registration-Termination-Answer (RTA) with Result Code other than DIAMETER\_SUCCESS (3GPP TS 29.228 [9]) from the S-CSCF, each failed network initiated de-registration by HSS is added to the relevant measurement according to the failure cause. Possible failure causes are included in 3GPP TS 29.229 [10].  
And each expected Diameter command Registration-Termination-Answer (RTA) not received by the HSS is added into failure cause 'No Reply' (not specified in 3GPP TS 29.229 [10]).  
The sum of all supported per cause measurements shall equal the total number of failed network initiated de-registrations. In case only a subset of per cause measurements is supported, a sum subcounter will be provided first.
- d) Each measurement (as defined in e) is an integer value. The number of measurements is equal to the number of causes supported plus a possible sum value identified by the *.sum* suffix.
- e) The measurement name has the form UR.FailRTA.Cause:  
where *Cause* identifies the failure cause.  
The cause 'No Reply' is identified by the *.NoReply* suffix.
- f) HSSFunction.
- g) Valid for Circuit switching traffic and packet switching traffic.
- h) IMS.

## 4.2.5 User location query related measurements

The measurements defined in this subclause are subject to the "2 out of 3 approach".



**Figure 5**

### 4.2.5.1 Attempted user location queries

- This measurement provides the number of attempted user location queries received by a HSS from the I-CSCF.
- CC.
- On receipt of Diameter command Location-Info-Request (LIR) by the HSS from the I-CSCF (3GPP TS 29.228 [9]).
- A single integer value.
- LIQ.AttLIR.
- HSSFunction.
- Valid for Circuit switching traffic and packet switching traffic.
- IMS.

### 4.2.5.2 Successful user location queries

- This measurement provides the number of successfully performed user location queries by a HSS from the I-CSCF.
- CC.
- On transmission by HSS of Diameter command Location-Info-Answer (LIA) with Result Code of DIAMETER\_SUCCESS (3GPP TS 29.228 [9]) to the I-CSCF.
- A single integer value.
- LIQ.SuccLIA.
- HSSFunction.
- Valid for Circuit switching traffic and packet switching traffic.
- IMS.

### 4.2.5.3 Failed user location queries

- This measurement provides the number of failed user location queries procedures by a HSS with the I-CSCF. The measurement is split into subcounters per the failure cause.
- CC.
- On transmission by the HSS of Diameter command Location-Info-Answer (LIA) with a Result Code other than DIAMETER\_SUCCESS (3GPP TS 29.228 [9]) to the I-CSCF, each failed user location query procedure is added to the relevant measurement according to the failure cause. Possible failure causes are included in

3GPP TS 29.229 [10]. The sum of all supported per cause measurements shall equal the total number of failed user location query procedures. In case only a subset of per cause measurements is supported, a sum subcounter will be provided first.

- d) Each measurement (as defined in e) is an integer value. The number of measurements is equal to the number of causes supported plus a possible sum value identified by the *.sum* suffix.
- e) The measurement name has the form *LIQ.FailLIA.Cause* where *Cause* identifies the failure cause.
- f) *HSSFunction*
- g) Valid for Circuit switching traffic and packet switching traffic
- h) *IMS*

## 4.2.6 HSS initiated update of user profile related measurements

The measurements defined in this subclause are subject to the "2 out of 3 approach".




Figure 6

### 4.2.6.1 Attempted HSS initiated updates of user profile

- a) This measurement provides the number of attempted HSS initiated update of User Profile by a HSS to the S-CSCF.
- b) CC.
- c) On transmission of Diameter command Push-Profile-Request (PPR) by the HSS to the S-CSCF (3GPP TS 29.228 [9]).
- d) A single integer value.
- e) UP.AttPPR.
- f) HSSFunction.
- g) Valid for Circuit switching traffic and packet switching traffic.
- h) IMS.

### 4.2.6.2 Successful HSS initiated updates of user profile

- a) This measurement provides the number of successfully performed HSS initiated update of User Profile by a HSS to the S-CSCF.
- b) CC.
- c) On receipt by HSS of Diameter command Push-Profile-Answer (PPA) with Result Code of DIAMETER\_SUCCESS (3GPP TS 29.228 [9]) from the S-CSCF.
- d) A single integer value.
- e) UP.SuccPPA.
- f) HSSFunction.
- g) Valid for Circuit switching traffic and packet switching traffic.
- h) IMS.

### 4.2.6.3 Failed HSS initiated updates of user profile

- a) This measurement provides the number of failed HSS initiated update of User Profile procedures by a HSS with the S-CSCF. The measurement is split into subcounters per the failure cause.
- b) CC.
- c) On receipt by the HSS of Diameter command Push-Profile-Answer (PPA) with a Result Code other than DIAMETER\_SUCCESS (3GPP TS 29.228 [9]) from the S-CSCF, each failed HSS initiated updates of User

Profile procedure is added to the relevant measurement according to the failure cause. Possible failure causes are included in 3GPP TS 29.229 [10].


And each expected Diameter command Push-Profile-Answer (PPA) not received by the HSS is added into failure cause 'No Reply' (not specified in 3GPP TS 29.229 [10]).

The sum of all supported per cause measurements shall equal the total number of failed HSS initiated updates of User Profile procedures. In case only a subset of per cause measurements is supported, a sum subcounter will be provided first.

- d) Each measurement (as defined in e) is an integer value. The number of measurements is equal to the number of causes supported plus a possible sum value identified by the *.sum* suffix.
- e) The measurement name has the form *UP.FailPPA.Cause* where *Cause* identifies the failure cause.  
The cause 'No Reply' is identified by the *.NoReply* suffix.
- f) *HSSFunction*.
- g) Valid for Circuit switching traffic and packet switching traffic.
- h) *IMS*.

## 4.2.7 Authentication procedure related measurements

The measurements defined in this subclause are subject to the "2 out of 3 approach".



**Figure 7**

### 4.2.7.1 Attempted authentication procedures

- a) This measurement provides the number of attempted authentication procedures received by a HSS from the S-CSCF.
- b) CC.
- c) On receipt of Diameter command Multimedia-Auth-Request (MAR) by the HSS from the S-CSCF (3GPP TS 29.228 [9]).
- d) A single integer value.
- e) MA.AttMAR.
- f) HSSFunction.
- g) Valid for Circuit switching traffic and packet switching traffic.
- h) IMS.

### 4.2.7.2 Successful authentication procedures

- a) This measurement provides the number of successfully performed authentication procedures by a HSS with the S-CSCF (3GPP TS 33.203 [28]).
- b) CC.
- c) On transmission by HSS of Diameter command Multimedia-Auth-Answer (MAA) with Result Code of DIAMETER\_SUCCESS (3GPP TS 29.228 [9]) to the S-CSCF.
- d) A single integer value.
- e) MA.SuccMAA.
- f) HSSFunction.
- g) Valid for Circuit switching traffic and packet switching traffic.
- h) IMS.

### 4.2.7.3 Failed authentication procedures


- a) This measurement provides the number of failed authentication procedures by a HSS with the S-CSCF (3GPP TS 33.203 [28]). The measurement is split into subcounters per the failure cause.
- b) CC.



- c) On transmission by the HSS of Diameter command Multimedia-Auth-Answer (MAA) with a Result Code other than DIAMETER\_SUCCESS (3GPP TS 29.228 [9]) to the S-CSCF, each failed authentication procedure is added to the relevant measurement according to the failure cause. Possible failure causes are included in 3GPP TS 29.229 [10]. The sum of all supported per cause measurements shall equal the total number of failed authentication procedures. In case only a subset of per cause measurements is supported, a sum subcounter will be provided first.
- d) Each measurement (as defined in e) is an integer value. The number of measurements is equal to the number of causes supported plus a sum value identified by the *.sum* suffix.
- e) The measurement name has the form *MA.FailMAA.Cause* where *Cause* identifies the failure cause.
- f) HSSFunction.
- g) Valid for Circuit switching traffic and packet switching traffic.
- h) IMS.

## 4.2.8 Data read (Sh-Pull) procedure related measurements

The measurements defined in this subclause are subject to the "2 out of 3 approach".



**Figure 8**

### 4.2.8.1 Attempted data read (Sh-Pull) procedures

- This measurement provides the number of attempted Data read (Sh-Pull) procedures by a HSS from the AS.
- CC.
- On receipt of Diameter command User-Data-Request (UDR) by the HSS from the AS. (3GPP TS 29.328 [17]).
- A single integer value.
- DTR.AttUDR.
- HSSFunction.
- Valid for Circuit switching traffic and packet switching traffic.
- IMS.

### 4.2.8.2 Successful data read (Sh-Pull) procedures

- This measurement provides the number of successfully Data read (Sh-Pull) procedures by a HSS with the AS.
- CC.
- On transmission by HSS of Diameter command User-Data-Answer (UDA) to the AS with the result code indicating successful execution of a Data read (Sh-Pull) procedure (3GPP TS 29.329 [18]).
- A single integer value.
- DTR.SuccUDA.
- HSSFunction.
- Valid for Circuit switching traffic and packet switching traffic.
- IMS.

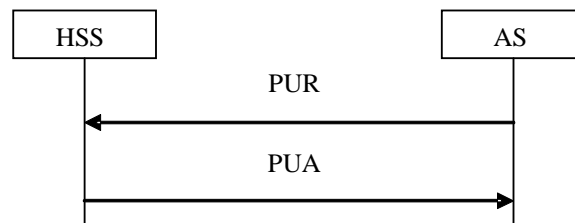
### 4.2.8.3 Failed data read (Sh-Pull) procedures

- This measurement provides the number of failed Data read (Sh-Pull) procedures by a HSS with the AS. The measurement is split into subcounters per the failure cause.
- CC.
- On transmission by the HSS of Diameter command User-Data-Answer (UDA) to the AS with the result code indicating a failure (3GPP TS 29.328 [17]), each failed data read procedure is added to the relevant measurement according to the failure cause. Possible failure causes are included in 3GPP TS 29.329 [18]. The sum of all supported per cause measurements shall equal the total number of failed data read procedures. In case only a subset of per cause measurements is supported, a sum subcounter will be provided first.

- d) Each measurement is an integer value. The number of measurements is equal to the number of causes supported plus a possible sum value identified by the *.sum* suffix.
- e) The measurement name has the form *DTR.FailUDA.Cause* where *Cause* identifies the failure cause.
- f) *HSSFunction*.
- g) Valid for Circuit switching traffic and packet switching traffic.
- h) *IMS*.

## 4.2.9 Data update (Sh-Update) procedure related measurements

The measurements defined in this subclause are subject to the "2 out of 3 approach".



**Figure 9**

### 4.2.9.1 Attempted data update (Sh-Update) procedures

- This measurement provides the number of attempted Data update (Sh-Update) procedures by a HSS from the AS.
- CC.
- On receipt of Diameter command Profile-Update-Request (PUR) by the HSS from the AS (3GPP TS 29.328 [17]).
- A single integer value.
- DTU.AttPUR.
- HSSFunction.
- Valid for Circuit switching traffic and packet switching traffic.
- IMS.

### 4.2.9.2 Successful data update (Sh-Update) procedures

- This measurement provides the number of successfully Data update (Sh-Update) procedures by a HSS with the AS.
- CC.
- On transmission by HSS of Diameter command Profile-Update-Answer (PUA) to the AS with the result code indicating successful execution of a data update (Sh-Update) procedure (3GPP TS 29.329 [18]).
- A single integer value.
- DTU.SuccPUA.
- HSSFunction.
- Valid for Circuit switching traffic and packet switching traffic.
- IMS.

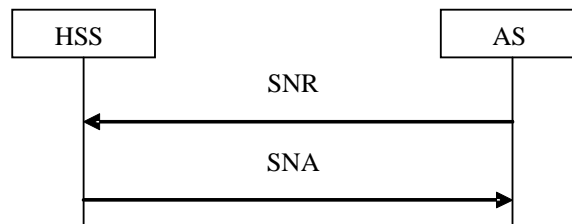
### 4.2.9.3 Failed data update (Sh-Update) procedures

- This measurement provides the number of failed data update (Sh-Update) procedures by a HSS with the AS. The measurement is split into subcounters per the failure cause.
- CC.

- c) On transmission by the HSS of Diameter command Profile-Update-Answer (PUA) to the AS with the result code indicating a failure (3GPP TS 29.328 [17]), each failed data update procedure is added to the relevant measurement according to the failure cause. Possible failure causes are included in 3GPP TS 29.329 [18]. The sum of all supported per cause measurements shall equal the total number of failed data update procedures. In case only a subset of per cause measurements is supported, a sum subcounter will be provided first.
- d) Each measurement is an integer value. The number of measurements is equal to the number of causes supported plus a possible sum value identified by the *.sum* suffix.
- e) The measurement name has the form DTU.FailPUA.*Cause* where *Cause* identifies the failure cause.
- f) HSSFunction.
- g) Valid for Circuit switching traffic and packet switching traffic.
- h) IMS.

## 4.2.10 Subscription to notifications (Sh-Subs-Notif) procedure related measurements

The measurements defined in this subclause are subject to the "2 out of 3 approach".



**Figure 10**

### 4.2.10.1 Attempted subscription to notifications (Sh-Subs-Notif) procedures

- This measurement provides the number of attempted subscription to notifications (Sh-Subs-Notif) procedures by a HSS from the AS.
- CC.
- On receipt of Diameter command Subscribe-Notifications-Request (SNR) by the HSS from the AS (3GPP TS 29.328 [17]).
- A single integer value.
- SUB.AttSNR.
- HSSFunction.
- Valid for Circuit switching traffic and packet switching traffic.
- IMS.

### 4.2.10.2 Successful subscription to notifications (Sh-Subs-Notif) procedures

- This measurement provides the number of successfully subscription to notifications (Sh-Subs-Notif) procedures by a HSS with the AS.
- CC.
- On transmission by HSS of Diameter Subscribe-Notifications-Answer (SNA) to the AS with the result code indicating successful execution of a subscription to notifications (Sh-Subs-Notif) procedure (3GPP TS 29.329 [18]).
- A single integer value.
- SUB.SuccSNA.
- HSSFunction.
- Valid for Circuit switching traffic and packet switching traffic.
- IMS.

### 4.2.10.3 Failed subscription to notifications (Sh-Subs-Notif) procedures

- This measurement provides the number of failed subscription to notifications (Sh-Subs-Notif) procedures by a HSS with the AS. The measurement is split into subcounters per the failure cause.
- CC.

- c) On transmission by the HSS of Diameter command Subscribe-Notifications-Answer (SNA) to the AS with the result code indicating a failure (3GPP TS 29.328 [17]), each failed subscription to notifications procedure is added to the relevant measurement according to the failure cause. Possible failure causes are included in 3GPP TS 29.329 [18]. The sum of all supported per cause measurements shall equal the total number of failed subscription to notifications procedures. In case only a subset of per cause measurements is supported, a sum subcounter will be provided first.
- d) Each measurement (as defined in e) is an integer value. The number of measurements is equal to the number of causes supported plus a possible sum value identified by the *.sum* suffix.
- e) The measurement name has the form SUB.FailSNA.*Cause* where *Cause* identifies the failure cause.
- f) HSSFunction.
- g) Valid for Circuit switching traffic and packet switching traffic.
- h) IMS.

## 4.2.11 Notification (Sh-Notif) procedure related measurements

The measurements defined in this subclause are subject to the "2 out of 3 approach".

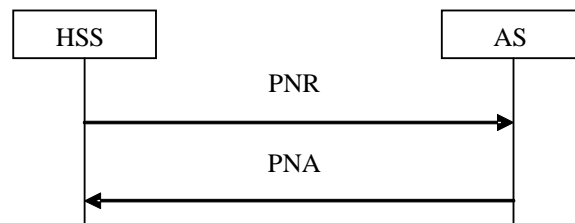


Figure 11

### 4.2.11.1 Attempted notification (Sh-Notif) procedures

- This measurement provides the number of attempted notification (Sh-Notif) procedures by a HSS to the AS.
- CC.
- On transmission of Diameter command Push-Notification-Request (PNR) by the HSS to the AS (3GPP TS 29.328 [17]).
- A single integer value.
- NOTIF.AttPNR.
- HSSFunction.
- Valid for Circuit switching traffic and packet switching traffic.
- IMS.

### 4.2.11.2 Successful notification (Sh-Notif) procedures

- This measurement provides the number of successfully performed Notification (Sh-Notif) procedures by a HSS to the AS.
- CC.
- On receipt by HSS of Diameter command Push-Notification -Answer (PNA) with the result code indicating successful execution of a notification (Sh-Notif) procedure (3GPP TS 29.329 [18]) from the AS.
- A single integer value.
- NOTIF.SuccPNA.
- HSSFunction.
- Valid for Circuit switching traffic and packet switching traffic.
- IMS.

### 4.2.11.3 Failed notification (Sh-Notif) procedures

- This measurement provides the number of failed notification (Sh-Notif) procedures by a HSS with the AS. The measurement is split into subcounters per the reject cause failure cause.
- CC.



- c) On receipt by the HSS of Diameter command Push-Notification-Answer (PNA) with the result code indicating a failure (3GPP TS 29.328 [17]) from the AS, each failed notification procedure is added to the relevant measurement according to the failure cause. Possible failure causes are included in TS 29.329 [18]. And each expected Diameter command Push-Notification-Answer (PNA) not received by the HSS is added into failure cause 'No Reply' (not specified in 3GPP TS 29.329 [18]).  
The sum of all supported per cause measurements shall equal the total number of failed notification procedures. In case only a subset of per cause measurements is supported, a sum subcounter will be provided first.
- d) Each measurement (as defined in e) is an integer value. The number of measurements is equal to the number of causes supported plus a possible sum value identified by the .sum suffix.
- e) The measurement name has the form NOTIF.FailPNA.Cause:  
where *Cause* identifies the failure cause.  
The cause 'No Reply' is identified by the *NoReply* suffix.
- f) HSSFunction.
- g) Valid for Circuit switching traffic and packet switching traffic.
- h) IMS.

## 4.3 Measurements related to BGCF

### 4.3.1 Session Control related measurements

#### 4.3.1.1 Overview

The performance measurements defined in subclause 4.3.1 are related to the procedures that BGCF forwards session to the selected network.

Based on the procedures described in 3GPP TS 23.228 [7] and 3GPP TS 24.229 [8], when the BGCF receives a request, the BGCF shall forward the request:

- to an MGCF within its own network for calls routing to PSTN/CS domain in the same network; or
- to another BGCF in the selected network for calls routing to PSTN/CS domain in another network; or
- to an I-CSCF in the selected network for sessions routing to another IMS network ; or
- to an IBCF in its own network for sessions routing to another IMS network or other SIP-based multimedia networks, if local policy requires IBCF capabilities towards another network.

#### 4.3.1.2 Attempted sessions at BGCF

- a) This measurement provides the number of attempted sessions at the BGCF when network breakout is to occur.
- b) CC.
- c) On receipt by the BGCF of an initial SIP\_INVITE message (see 3GPP TS 23.228 [7]).
- d) A single integer value.
- e) SC.AttSession.
- f) BGCFFunction.
- g) Valid for packet switched traffic.
- h) IMS.

#### 4.3.1.3 Attempted sessions forwarded to MGCF

- a) This measurement provides the number of attempted sessions forwarded to the MGCF within the same network at the BGCF for calls routing to PSTN/CS domain in the same network.
- b) CC.
- c) On transmission by the BGCF of an initial SIP\_INVITE message to the MGCF within the same network (see 3GPP TS 23.228 [7]).
- d) A single integer value.
- e) SC.AttSessionFwdToMGCF.
- f) BGCFFunction.
- g) Valid for packet switched traffic.
- h) IMS.

#### 4.3.1.4 Attempted sessions forwarded to BGCF

- a) This measurement provides the number of attempted sessions forwarded to the BGCF in the selected network for calls routing to PSTN/CS domain in another network.
- b) CC.
- c) On transmission by the BGCF of an initial SIP\_INVITE message to the BGCF in a different network (see 3GPP TS 23.228 [7]).
- d) A single integer value.
- e) SC.AttSessionFwdToBGCF.
- f) BGCFFunction.
- g) Valid for packet switched traffic.
- h) IMS.

#### 4.3.1.4a Attempted sessions forwarded to I-CSCF

- a) This measurement provides the number of attempted sessions forwarded to the I-CSCF in the selected network for sessions routing to another IMS network.
- b) CC.
- c) On transmission by the BGCF of an initial SIP\_INVITE message to the I-CSCF in a different network (see 3GPP TS 23.228 [7]).
- d) A single integer value.
- e) SC.AttSessionFwdToCSCF.
- f) BGCFFunction.
- g) Valid for packet switched traffic.
- h) IMS.

#### 4.3.1.4b Attempted sessions forwarded to IBCF

- a) This measurement provides the number of attempted sessions forwarded to the IBCF in its own network for sessions routing to another IMS network or other SIP-based multimedia networks, if local policy requires IBCF capabilities towards another network.
- b) CC.
- c) On transmission by the BGCF of an initial SIP\_INVITE message to the IBCF in a different network (see 3GPP TS 23.228 [7]).
- d) A single integer value.
- e) SC.AttSessionFwdToIBCF.
- f) BGCFFunction.
- g) Valid for packet switched traffic.
- h) IMS.

#### 4.3.1.5 Successful sessions forwarded to MGCF

- a) This measurement provides the number of successful sessions forwarded to the MGCF at the BGCF for calls routing to PSTN or CS domain in the same network.
- b) CC.
- c) On receipt by the BGCF of a response message (e.g. SIP\_180 or SIP\_200) indicating a successful session from the MGCF in the same network, corresponding to the transmitted initial SIP\_INVITE message (see 3GPP TS 23.228 [7]). Each successful session forwarded to MGCF is added to the relevant measurement according to the message type. The sum of all supported per message type measurements shall equal the total number of successful sessions forwarded to MGCF. In case only a subset of per message type measurements is supported, a sum subcounter will be provided first.
- d) Each measurement is an integer value. The number of measurements is equal to the number of message types plus a possible sum value identified by the *.sum* suffix.
- e) *SC.SuccSessionFwdToMGCF.type*  
where *type* identifies the message type.

The following subcounters with specific message types are the samples of this measurement:

SC.SuccSessionFwdToMGCF.180	Message type: SIP_180
SC.SuccSessionFwdToMGCF.200	Message type: SIP_200_OK only if the SIP_180 has not been received for this session.

- f) BGCFFunction.
- g) Valid for packet switched traffic.
- h) IMS.

#### 4.3.1.6 Successful sessions forwarded to BGCF

- a) This measurement provides the number of successful forwarded sessions to the BGCF in the selected network for calls routing to PSTN/CS domain in another network.
- b) CC.
- c) On receipt by the BGCF of a response message (e.g. SIP\_180 or SIP\_200) indicating a successful session from the BGCF in another network, corresponding to the transmitted initial SIP\_INVITE message (see 3GPP TS 23.228 [2]). Each successful session forwarded to BGCF is added to the relevant measurement according to the message type. The sum of all supported per message type measurements shall equal the total number of successful sessions forwarded to BGCF. In case only a subset of per message type measurements is supported, a sum subcounter will be provided first.
- d) Each measurement is an integer value. The number of measurements is equal to the number of message types plus a possible sum value identified by the *.sum* suffix.
- e) *SC.SuccSessionFwdToBGCF.type*  
where *type* identifies the message type

The following subcounters with specific message types are the samples of this measurement:

SC.SuccSessionFwdToBGCF.180	Message type: SIP_180
SC.SuccSessionFwdToBGCF.200	Message type: SIP_200_OK only if the SIP_180 has not been received for this session.

- f) BGCFFunction.
- g) Valid for packet switched traffic.
- h) IMS.

#### 4.3.1.7 Successful sessions forwarded to I-CSCF

- a) This measurement provides the number of successful sessions forwarded to the I-CSCF in the selected network for sessions routing to another IMS network.
- b) CC.
- c) On receipt by the BGCF of a response message (e.g. SIP\_180 or SIP\_200) indicating a successful session from the I-CSCF in a different network, corresponding to the transmitted initial SIP\_INVITE message (see 3GPP TS 23.228 [7]). Each successful session forwarded to I-CSCF is added to the relevant measurement according to the message type. The sum of all supported per message type measurements shall equal the total number of successful sessions forwarded to I-CSCF. In case only a subset of per message type measurements is supported, a sum subcounter will be provided first.
- d) Each measurement is an integer value. The number of measurements is equal to the number of message types plus a possible sum value identified by the *.sum* suffix.
- e) SC.SuccSessionFwdToCSCF.*type*  
where *type* identifies the message type.
- f) The following subcounters with specific message types are the samples of this measurement:
 

SC.SuccSessionFwdToCSCF.180	Message type: SIP_180
SC.SuccSessionFwdToCSCF.200	Message type: SIP_200_OK only if the SIP_180 has not been received for this session.
- g) BGCFFunction.
- h) Valid for packet switched traffic.
- i) IMS.

#### 4.3.1.8 Successful sessions forwarded to IBCF

- a) This measurement provides the number of successful forwarded sessions to the IBCF in its own network for sessions routing to another IMS network or other SIP-based multimedia networks, if local policy requires IBCF capabilities towards another network..
- b) CC.
- c) On receipt by the IBCF of a response message (e.g.SIP\_180 or SIP\_200 ) indicating a successful session from the IBCF in another network, corresponding to the transmitted initial SIP\_INVITE message (see 3GPP TS 23.228 [7]). Each successful session forwarded to IBCF is added to the relevant measurement according to the message type. The sum of all supported per message type measurements shall equal the total number of successful sessions forwarded to IBCF. In case only a subset of per message type measurements is supported, a sum subcounter will be provided first.
- d) Each measurement is an integer value. The number of measurements is equal to the number of message types plus a possible sum value identified by the *.sum* suffix.
- e) SC.SuccSessionFwdToIBCF.*type*  
where *type* identifies the message type
- f) The following subcounters with specific message types are the samples of this measurement:
 

SC.SuccSessionFwdToIBCF.180	Message type: SIP_180
SC.SuccSessionFwdToIBCF.200	Message type: SIP_200_OK only if the SIP_180 has not been received for this session.
- g) BGCFFunction.
- h) Valid for packet switched traffic.
- i) IMS.

## 4.4 Measurements related to MGCF

### 4.4.1 Call control related measurements

#### 4.4.1.1 Call control related measurements, CS network originated

The measurements defined in subclauses 4.4.1.1.2, 4.4.1.1.3 and 4.4.1.1.5 are subject to the "2 out of 3 approach".

##### 4.4.1.1.1 Overview

The performance measurements defined in this subclause are related to the CS network originated call that is intentionally routed to IM CN subsystem.

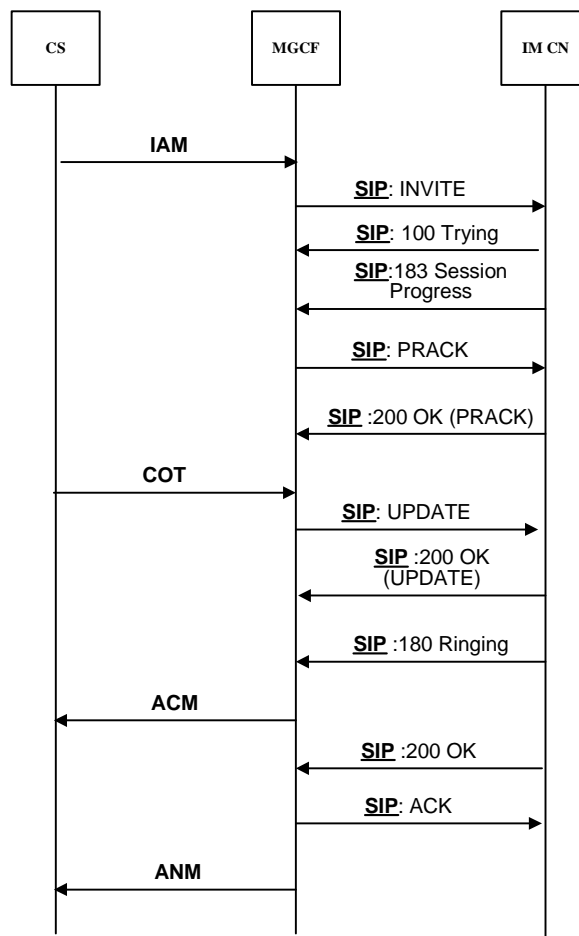


Figure 14: CS network originated, IM CN terminated call procedure

#### 4.4.1.1.2 Attempted calls, CS network originated

- a) This measurement provides the number of attempted calls from CS network.
- b) CC.
- c) On receipt by the MGCF of an "IAM" message(see 3GPP TS 29.163 [11]).
- d) A single integer value.
- e) CC.AttCallCsOrig.
- f) MGCFFunction.
- a) Valid for circuit switched traffic.
- g) IMS.

#### 4.4.1.1.3 Successful calls, CS network originated

- a) This measurement provides the number of successful calls from CS network.
  - b) CC.
  - c) On transmission by the MGCF of an "ACM" or "CON" message (see 3GPP TS 29.163 [11]).
- NOTE: If ACM message is not sent, the "CON" message shall be the trigger.
- d) A single integer value.
  - e) CC.SuccCallCsOrig.
  - f) MGCFFunction.
  - g) Valid for circuit switched traffic.
  - h) IMS.

#### 4.4.1.1.4 Answered calls, CS network originated

- a) This measurement provides the number of answered calls from CS network.
- b) CC.
- c) On transmission by the MGCF of an "ANM" or "CON" message (see 3GPP TS 29.163 [11]).
- d) A single integer value.
- e) CC.AnsCallCsOrig.
- f) MGCFFunction.
- g) Valid for circuit switched traffic.
- h) IMS.

#### 4.4.1.1.5 Failed calls, CS network originated

- a) This measurement provides number of failed calls (the calls are originated from CS network).
- b) CC.
- c) Before MGCF sends "ACM" or "CON" message (see 3GPP TS 29.163 [11]), the call is released..
- d) A single integer value.

- e) CC.FailCallCsOrig.
- f) MGCFFunction.
- g) Valid for circuit switched traffic.
- h) IMS.

#### 4.4.1.1.6 Call set-up time (Mean), CS network originated

- a) This measurement provides the mean setup time of the successful CS network originated calls.
- b) DER (n=1).
- c) This measurement is obtained by accumulating the time intervals for every successful CS network originated calls between the receipt of "IAM" message and the transmission of the corresponding "ACM" message or "CON" message if the "ACM" message is not sent over a granularity period using DER (see 3GPP TS 29.163 [11]). The end value of this time will then be divided by the number of successful CS network originated calls observed in the granularity period to give the arithmetic mean, the accumulator shall be reinitialised at the beginning of each granularity period.
- d) A single integer value (in milliseconds).
- e) CC.SetupTimeCsOrigMean.
- f) MGCFFunction.
- g) Valid for circuit switched traffic.
- h) IMS.

#### 4.4.1.2 Call control related measurements, IM CN originated

The measurements defined in subclauses 4.4.1.2.2, 4.4.1.2.3 and 4.4.1.2.5 are subject to the "2 out of 3 approach".

##### 4.4.1.2.1 Overview

The performance measurements defined in this subclause is related to the IM CN subsystem originated call that is intentionally routed to CS network.



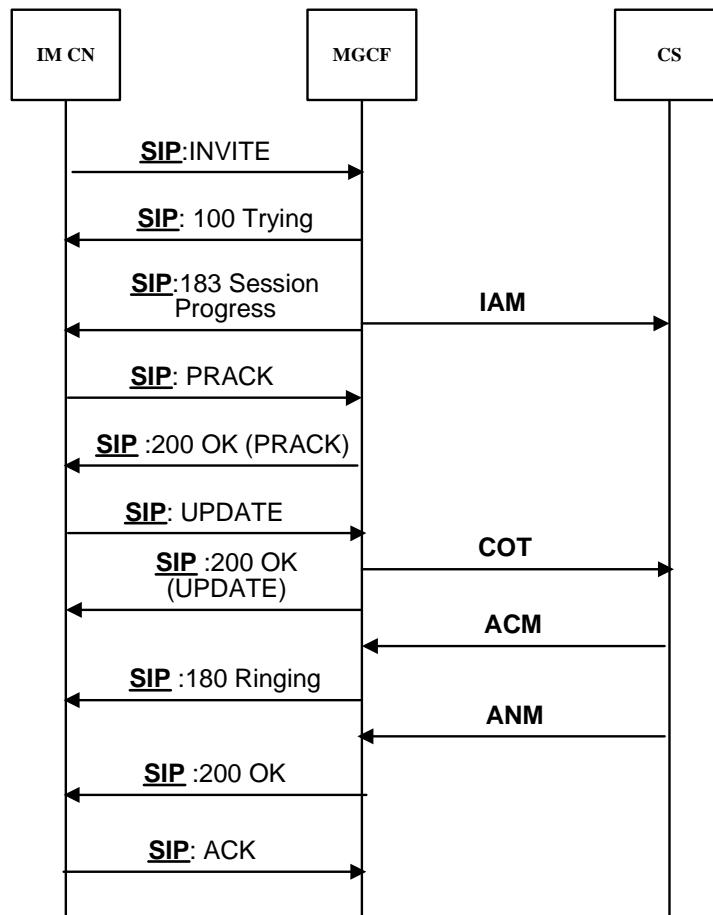


Figure 15: IM CN originated, CS network terminated call procedure

4.4.1.2.2 Attempted calls, IM CN originated

- a) This measurement provides the number of attempted calls from IM CN subsystem.
- b) CC.
- c) On receipt by the MGCF of an initial SIP\_INVITE message (see 3GPP TS 29.163 [11]).
- d) A single integer value.
- e) CC.AttCallImOrig.
- f) MGCFFunction.
- g) Valid for packet switched traffic.
- h) IMS.

4.4.1.2.3 Successful calls, IM CN originated

- a) This measurement provides the number of successful calls from IM CN subsystem. The measurement is split into subcounters per message type (e.g. SIP\_180) indicating the successful IM CN originated call.
- b) CC.
- c) On transmission by the MGCF of a response message (e.g. SIP\_180) indicating a successful IM CN subsystem originated call corresponding to the initial SIP\_INVITE message (see 3GPP TS 29.163 [11]), each successful IM CN originated call is added to the relevant measurement according to the message type, the possible response message types are identified in 3GPP TS 24.229 [8]. The sum of all supported per message type measurements

shall equal the total number of successful IM CN subsystem originated calls. In case only a subset of per message type measurements is supported, a sum subcounter will be provided first.

- d) Each measurement is an integer value. The number of measurements is equal to the number of message types plus a possible sum value identified by the *.sum* suffix.
- e) The measurement name has the form *CC.SuccCallImOrig.type* where *type* identifies the message type.

The following subcounters with specific message types are the samples of this measurement:

CC.SuccCallImorig.180	Message type: SIP_180. MGCF sends SIP_180.
CC.SuccCallImorig.200	Message type: SIP_200. MGCF sends SIP_200_OK after receiving CON message instead of ACM message.

- f) MGCFFunction.
- g) Valid for packet switched traffic.
- h) IMS.

#### 4.4.1.2.4 Answered calls, IM CN originated

- a) This measurement provides the number of answered calls from IM CN subsystem.
- b) CC.
- c) On transmission by the MGCF of a SIP\_200\_OK message corresponding to an initial SIP\_INVITE message. (see 3GPP TS 29.163 [11]).
- d) A single integer value.
- e) CC.AnsCallImOrig.
- f) MGCFFunction.
- g) Valid for packet switched traffic.
- h) IMS.

#### 4.4.1.2.5 Failed calls, IM CN originated

- a) This measurement provides number of failed calls (the calls are originated from IM CN subsystem).
- b) CC.
- c) Before MGCF sends SIP 180 or SIP 200 without 180 (see 3GPP TS 29.163 [11]), the call is released..
- d) A single integer value.
- e) CC.FailCallImOrig.
- f) MGCFFunction.
- g) Valid for packet switched traffic.
- h) IMS.

#### 4.4.1.2.6 Call set-up time (Mean), IM CN originated

- a) This measurement provides the mean setup time of the successful IM CN subsystem originated calls.
- b) DER (n=1).
- c) This measurement is obtained by accumulating the time intervals for every successful IM CN subsystem originated calls between the receipt of an initial SIP\_INVITE message and the transmission of corresponding SIP\_180 or SIP\_200\_OK without SIP\_180 message over a granularity period using DER (see

3GPP TS 29.163 [11]). The end value of this time will then be divided by the number of successful IM CN subsystem originated calls observed in the granularity period to give the arithmetic mean, the accumulator shall be reinitialised at the beginning of each granularity period.

- d) A single integer value (in milliseconds).
- e) CC.SetupTimeImOrigMean.
- f) MGCFFunction.
- g) Valid for packet switched traffic.
- h) IMS.

#### 4.4.1.3 Call control related measurements, call release

##### 4.4.1.3.1 Overview

The performance measurements defined in this subclause are related to the call release initiated by CS network, IM CN subsystem, MGCF itself and MGW respectively.

##### 4.4.1.3.2 Call release initiated by CS network

- a) This measurement provides the number of call release initiated by CS network with "REL" or "RSC" or "GRS" message. The measurement is split into subcounters per release message type, and per cause for the REL message.
- b) CC.
- c) On receipt by the MGCF of an ISUP/BICC "REL" or "RSC" or "GRS" message (see 3GPP TS 29.163 [11]).
- d) Each measurement is an integer value. The number of measurements is equal to the number of supported causes in ISUP/BICC "REL" message, plus two values for ISUP/BICC "RSC" and "GRS" message respectively and a possible sum value identified by the *.sum* suffix.
- e) CC.RelCallsInit.*CauseOrMsg*.

Where *CauseOrMsg* identifies the cause in ISUP/BICC "REL" message if the call is released by ISUP/BICC "REL" message (see ITU-T Recommendation Q.850 [19]), or the message type ISUP/BICC "RSC" or "GRS" respectively if the call is released by ISUP/BICC "RSC" or "GRS" message. If the call is released by ISUP/BICC "RSC" or "GRS" message, the *CauseOrMsg* shall be the constant string "RSC" or "GRS" respectively when constructing the measurement name.

- f) MGCFFunction.
- g) Valid for circuit switched traffic.
- h) IMS.

##### 4.4.1.3.3 Call release initiated by IM CN subsystem

- a) This measurement provides the number of call release initiated by IM CN subsystem. The measurement is split into subcounters per message type.
- b) CC.
- c) On receipt by the MGCF of a SIP\_BYE or SIP\_CANCEL or SIP\_3XX or SIP\_4XX or SIP\_5XX or SIP\_6XX message (see 3GPP TS 29.163 [11]).
- d) 6 single integer values.
- e) CC.RelCallsImInit.BYE  
CC.RelCallsCsInit.CANCEL  
CC.RelCallsCsInit.3XX

CC.RelCallsCsInit.4XX  
 CC.RelCallsCsInit.5XX  
 CC.RelCallsCsInit.6XX

- f) MGCFFunction.
- g) Valid for packet switched traffic.
- h) IMS.

#### 4.4.1.3.4 Call release initiated by MGCF

- a) This measurement provides the number of autonomous call release initiated by MGCF itself. The measurement is split into subcounters per message type.
- b) CC.
- c) On transmission of call release message by MGCF due to autonomous call releases (see 3GPP TS 29.163 [11]).

NOTE: MGCF sends call release message to CS network and IM CN subsystem respectively for one call, just count once.

- d) 8 single integer values.
- e) CC.RelCallsMgcfInit.484Imgcf  
 CC.RelCallsMgcfInit.480Imgcf  
 CC.RelCallsMgcfInit.488Imgcf  
 CC.RelCallsMgcfInit.500Imgcf  
 CC.RelCallsMgcfInit.CotOmgcf  
 CC.RelCallsMgcfInit.47Omgcf  
 CC.RelCallsMgcfInit.IsupBiccOmgcf  
 CC.RelCallsMgcfInit.SipOmgcf.

The corresponding scenario for these 2 measurements are:

CC.RelCallsMgcfInit.484Imgcf	I-MGCF initiates call release by sending SIP 484 Address Incomplete.
CC.RelCallsMgcfInit.480Imgcf	I-MGCF initiates call release by sending SIP 480 Temporarily Unavailable.
CC.RelCallsMgcfInit.488Imgcf	I-MGCF initiates call release by sending SIP 488 Not Acceptable Here.
CC.RelCallsMgcfInit.500Imgcf	I-MGCF initiates call release by sending SIP 500 Server Internal Error.
CC.RelCallsMgcfInit.CotOmgcf	O-MGCF initiates call release on reception of COT with the Continuity Indicators parameter set to " <i>continuity check failed</i> " or expiry of ISUP/BICC T8.
CC.RelCallsMgcfInit.47Omgcf	O-MGCF initiates call release by sending ISUP/BICC "REL" with cause value (resource unavailable or unspecified).
CC.RelCallsMgcfInit.IsupBiccOmgcf	O-MGCF initiates call release by ISUP/BICC procedure.
CC.RelCallsMgcfInit.SipOmgcf	O-MGCF initiates call release by SIP procedure.

- f) MGCFFunction.
- g) Valid for circuit switched and packet switched traffic.
- h) IMS.

#### 4.4.1.3.5 Call release initiated by MGW

- a) This measurement provides the number of call release initiated by MGW. The measurement is split into subcounters per H248 error code and H248 service change reason.
- b) CC.
- c) On receipt by the MGCF of a H248 message which triggers call release (see ITU-T Recommendation H.248.1 [20]).
- d) Each measurement is an integer value. The number of measurements is equal to the number of causes plus a possible sum value identified by the *.sum* suffix.
- e) CC.RelCallsMgwInit.Cause.  
Where *Cause* identifies the H248 error code or H248 service change reason.(see ITU-T Recommendation H.248.8 [21]).
- f) MGCFFunction.
- g) Valid for packet switched traffic.
- h) IMS.

#### 4.4.1.4 Number of simultaneous online and answered calls (Maximum)

- a) This measurement provides the maximum number of simultaneous online calls which have been answered in the MGCF.
- b) SI.
- a) This measurement is obtained by sampling at a pre-defined interval the number of simultaneous online calls which have been answered and then taking the maximum.
- b) A single integer value.
- c) CC.NbrAnsCallMax.
- d) MGCFFunction.
- e) Valid for circuit switched traffic.
- f) IMS.

#### 4.4.1.5 Number of simultaneous online and answered calls (mean)

- a) This measurement provides the mean number of simultaneous online calls which have been answered in the MGCF.
- b) SI.
- c) This measurement is obtained by sampling at a pre-defined interval the number of simultaneous online calls which have been answered and then taking the arithmetic mean.
- d) A single integer value.
- e) CC.NbrAnsCallMean.
- f) MGCFFunction.
- g) Valid for circuit switched traffic.
- h) IMS.

## 4.5 Measurements related to IM-MGW

The measurements related to IM-MGW is the same with CS MGW defined in 3GPP TS 32.407[29].

## 4.6 Measurements related to MRFC

### 4.6.1 Session control related measurements

The measurements defined in subclauses 4.6.1.1, 4.6.1.2 and 4.6.1.4 are subject to the "2 out of 3 approach".

#### 4.6.1.1 Attempted session establishments

- a) This measurement provides the number of attempted session establishments at MRFC.
- b) CC.
- c) On receipt by the MRFC of an initial SIP\_INVITE message (see 3GPP TS 23.228 [7]).
- d) A single integer value.
- e) SC.AttSession.
- f) MRFCFunction.
- g) Valid for packet switched traffic.
- h) IMS.

#### 4.6.1.2 Successful session establishments

- a) This measurement provides the number of successful session establishments at the MRFC. The measurement is split into subcounters per message type (e.g. SIP\_180) indicating the successful session establishments.
- b) CC.
- c) On transmission by the MRFC of a response message (e.g. SIP\_180) indicating a successful session establishment corresponding to the initial SIP\_INVITE message (see 3GPP TS 23.228 [7]), each successful session is added to the relevant measurement according to the message type, the possible response message types are identified in 3GPP TS 24.229 [8]. The sum of all supported per message type measurements shall equal the total number of successful session establishments. In case only a subset of per message type measurements is supported, a sum subcounter will be provided first.
- d) Each measurement is an integer value. The number of measurements is equal to the number of message types plus a possible sum value identified by the *.sum* suffix.
- e) SC.SuccSession.*type*  
where *type* identifies the message type.

The following subcounters with specific message types are the samples of this measurement:

SC.SuccSession.180      Message type: SIP\_180

SC.SuccSession.200      Message type: SIP\_200\_OK only if the SIP\_180 has not been sent for this session.

- f) MRFCFunction.
- g) Valid for packet switched traffic.
- h) IMS.

#### 4.6.1.3 Answered session establishments

- a) This measurement provides the number of answered session establishments at the MRFC.
- b) CC.
- c) On transmission by the MRFC of a SIP\_200\_OK response message corresponding to the initial SIP\_INVITE messages (see 3GPP TS 23.228 [7]).
- d) A single integer value.
- e) SC.AnsSession.
- f) MRFCFunction.
- g) Valid for packet switched traffic.
- h) IMS.

#### 4.6.1.4 Failed session establishments

- a) This measurement provides the number of failed session establishments at the MRFC. The measurement is split into subcounters per response status codes.
- b) CC.
- c) On transmission by the MRFC of a response message (e.g. SIP\_430) indicating a failed session establishment corresponding to the initial SIP\_INVITE messages (see 3GPP TS 23.228 [7]), each failed session establishment is added to the relevant measurement according to the status code. The sum of all supported per status code measurements shall equal the total number of failed session establishments. In case only a subset of per cause measurements is supported, a sum subcounter will be provided first.
- d) Each measurement is an integer value. The number of measurements is equal to the number of status codes plus a possible sum value identified by the *.sum* suffix.
- e) The measurement name has the form *SC.FailSession.Cause* where *Cause* identifies the status code.
- f) MRFCFunction.
- g) Valid for packet switched traffic.
- h) IMS.

### 4.6.2 Multi-party sessions related measurements

The measurements defined in subclauses 4.6.2.1, 4.6.2.2 and 4.6.2.4 are subject to the "2 out of 3 approach".

The measurements defined in subclauses 4.6.2.5, 4.6.2.6 and 4.6.2.7 are subject to the "2 out of 3 approach".

#### 4.6.2.1 Attempted session establishments for multi-party sessions

- a) This measurement provides the number of attempted session establishments for multi-party sessions at MRFC.
- b) CC.
- c) On receipt by the MRFC of an initial SIP\_INVITE message for the multi-party sessions service (see 3GPP TS 23.228 [7]).
- d) A single integer value.
- e) SC.AttMultipartySession.
- f) MRFCFunction.

- g) Valid for packet switched traffic.
- h) IMS.

#### 4.6.2.2 Successful session establishments for multi-party sessions

- a) This measurement provides the number of successful session establishments for multi-party sessions at the MRFC. The measurement is split into subcounters per message type (e.g. SIP\_180) indicating the successful session establishments for multi-party sessions.
- b) CC.
- c) On transmission by the MRFC of a response message (e.g. SIP\_180) indicating a successful session establishment corresponding to the initial SIP\_INVITE message for the multi-party sessions service (see 3GPP TS 23.228 [7]), each successful session is added to the relevant measurement according to the message type, the possible response message types are identified in 3GPP TS 24.229 [8]. The sum of all supported per message type measurements shall equal the total number of successful session establishments for multi-party sessions. In case only a subset of per message type measurements is supported, a sum subcounter will be provided first.
- d) Each measurement is an integer value. The number of measurements is equal to the number of message types plus a possible sum value identified by the *.sum* suffix.
- e) SC.SuccMultipartSession.*type*  
where *type* identifies the message type.

The following subcounters with specific message types are the samples of this measurement:

SC.SuccSession.180      Message type: SIP\_180

SC.SuccSession.200      Message type: SIP\_200\_OK only if the SIP\_180 has not been sent for this session.

- f) MRFCFunction.
- g) Valid for packet switched traffic.
- h) IMS.

#### 4.6.2.3 Answered session establishments for multi-party sessions

- a) This measurement provides the number of answered session establishments for multi-party sessions at the MRFC.
- b) CC.
- c) On transmission by the MRFC of a SIP\_200\_OK response message corresponding to the initial SIP\_INVITE messages for the multi-party sessions service (see 3GPP TS 23.228 [7]).
- d) A single integer value.
- e) SC.AnsMultipartSession.
- f) MRFCFunction.
- g) Valid for packet switched traffic.
- h) IMS.

#### 4.6.2.4 Failed session establishments for multi-party sessions

- a) This measurement provides the number of failed session establishments for multi-party sessions at the MRFC. The measurement is split into subcounters per response status codes.
- b) CC.
- c) On transmission by the MRFC of a response message (e.g. SIP\_430) indicating a failed session establishment corresponding to the initial SIP\_INVITE message for the multi-party session service (see 3GPP TS 23.228 [7]),



each failed session establishment is added to the relevant measurement according to the status code. The sum of all supported per status code measurements shall equal the total number of failed session establishments for the multi-party sessions. In case only a subset of per cause measurements is supported, a sum subcounter will be provided first.

- d) Each measurement is an integer value. The number of measurements is equal to the number of status codes plus a possible sum value identified by the *.sum* suffix.
- e) The measurement name has the form *SC.FailMultipartySession.Cause* where *Cause* identifies the status code.
- f) MRFCFunction.
- g) Valid for packet switched traffic.
- h) IMS.

#### 4.6.2.5 Attempted event subscription procedures for multi-party sessions

- a) This measurement provides the number of attempted event subscription procedures for multi-party sessions at MRFC.
- b) CC.
- c) On receipt by the MRFC of a SIP\_SUBSCRIBE message for the multi-party sessions service (see 3GPP TS 23.228 [7] and RFC3265[22]).
- d) A single integer value.
- e) SC.AttSubscribe.
- f) MRFCFunction.
- g) Valid for packet switched traffic.
- h) IMS.

#### 4.6.2.6 Successful event subscription procedures for multi-party sessions

- a) This measurement provides the number of successful event subscription procedures for multi-party sessions at MRFC.
- b) CC.
- c) On transmission by the MRFC of a SIP\_200\_OK message corresponding to the SIP\_SUBSCRIBE message for the multi-party sessions service (see 3GPP TS 23.228 [7] and RFC3265[22]).
- d) A single integer value.
- e) SC.SuccSubscribe.
- f) MRFCFunction.
- g) Valid for packet switched traffic.
- h) IMS.

#### 4.6.2.7 Failed event subscription procedures for multi-party sessions

- a) This measurement provides the number of failed event subscription procedures for multi-party sessions at MRFC. The measurement is split into subcounters per response status codes.
- b) CC.
- c) On transmission by the MRFC of a response message (e.g. SIP\_430) indicating a failed event subscription procedure corresponding to the initial SIP\_SUBSCRIBE message for the multi-party session service (see 3GPP TS 23.228 [7] and RFC3265[22]), each failed event subscription procedure is added to the relevant measurement according to the status code. The sum of all supported per status code measurements shall equal the total number of failed event subscription procedures for the multi-party sessions. In case only a subset of per cause measurements is supported, a sum subcounter will be provided first.
- d) Each measurement is an integer value. The number of measurements is equal to the number of status codes plus a possible sum value identified by the *.sum* suffix.
- e) The measurement name has the form SC.FailSubscribe.Cause where *Cause* identifies the status code.
- f) MRFCFunction.
- g) Valid for packet switched traffic.
- h) IMS.

#### 4.6.3 Announcement service related measurements

The measurements defined in subclauses 4.6.3.1, 4.6.3.2 and 4.6.3.4 are subject to the "2 out of 3 approach".

##### 4.6.3.1 Attempted session establishments for announcements

- a) This measurement provides the number of attempted session establishments for announcements at MRFC.
- b) CC.
- c) On receipt by the MRFC of an initial SIP\_INVITE message for the announcement service (see 3GPP TS 23.228 [7]).
- d) A single integer value.
- e) SC.AttAnnounce.
- f) MRFCFunction.
- g) Valid for packet switched traffic.
- h) IMS.

##### 4.6.3.2 Successful session establishments for announcements

- a) This measurement provides the number of successful session establishments for announcements at the MRFC. The measurement is split into subcounters per message type (e.g. SIP\_180) indicating the successful session establishments for announcements.
- b) CC.
- c) On transmission by the MRFC of a response message (e.g. SIP\_180) indicating a successful session establishment corresponding to the initial SIP\_INVITE message for the announcement service (see 3GPP TS 23.228 [7]), each successful session is added to the relevant measurement according to the message type, the possible response message types are identified in 3GPP TS 24.229 [8]. The sum of all supported per message type measurements shall equal the total number of successful session establishments for announcements. In case only a subset of per message type measurements is supported, a sum subcounter will be provided first.

d) Each measurement is an integer value. The number of measurements is equal to the number of message types plus a possible sum value identified by the *.sum* suffix.

e) SC.SuccAnnounce.*type*  
where *type* identifies the message type.

The following subcounters with specific message types are the samples of this measurement:

SC.SuccSession.180      Message type: SIP\_180

SC.SuccSession.200      Message type: SIP\_200\_OK only if the SIP\_180 has not been sent for this session.

f) MRFCFunction.

g) Valid for packet switched traffic.

h) IMS.

#### 4.6.3.3 Answered session establishments for announcements

a) This measurement provides the number of answered session establishments for announcements at the MRFC.

b) CC.

c) On transmission by the MRFC of a SIP\_200\_OK response message corresponding to the initial SIP\_INVITE messages for the announcement service (see 3GPP TS 23.228 [7]).

d) A single integer value.

e) SC.AnsAnnounce.

f) MRFCFunction.

g) Valid for packet switched traffic.

h) IMS.

#### 4.6.3.4 Failed session establishments for announcements

a) This measurement provides the number of failed session establishments for announcements at the MRFC. The measurement is split into subcounters per response status codes.

b) CC.

c) On transmission by the MRFC of a response message (e.g. SIP\_430) indicating a failed session establishment corresponding to the initial SIP\_INVITE message for the announcement service (see 3GPP TS 23.228 [7]), each failed session establishment is added to the relevant measurement according to the status code. The sum of all supported per status code measurements shall equal the total number of failed session establishments for the announcements. In case only a subset of per cause measurements is supported, a sum subcounter will be provided first.

d) Each measurement is an integer value. The number of measurements is equal to the number of status codes plus a possible sum value identified by the *.sum* suffix.

e) The measurement name has the form SC.FailAnnounce.*Cause*  
where *Cause* identifies the status code.

f) MRFCFunction.

g) Valid for packet switched traffic.

h) IMS.

## 4.6.4 Transcoding service related measurements

The measurements defined in subclauses 4.6.4.1, 4.6.4.2 and 4.6.4.4 are subject to the "2 out of 3 approach".

### 4.6.4.1 Attempted session establishments for transcoding service

- a) This measurement provides the number of attempted session establishments for transcoding service at MRFC.
- b) CC.
- c) On receipt by the MRFC of an initial SIP\_INVITE message for the transcoding service (see 3GPP TS 23.228 [7]).
- d) A single integer value.
- e) SC.AttTranscoding.
- f) MRFCFunction.
- g) Valid for packet switched traffic.
- h) IMS.

### 4.6.4.2 Successful session establishments for transcoding service

- a) This measurement provides the number of successful session establishments for transcoding service at the MRFC. The measurement is split into subcounters per message type (e.g. SIP\_180) indicating the successful session establishments for transcoding service.
- b) CC.
- c) On transmission by the MRFC of a response message (e.g. SIP\_180) indicating a successful session establishment corresponding to the initial SIP\_INVITE message for the transcoding service (see 3GPP TS 23.228 [7]), each successful session is added to the relevant measurement according to the message type, the possible response message types are identified in 3GPP TS 24.229 [8]. The sum of all supported per message type measurements shall equal the total number of successful session establishments for transcoding service. In case only a subset of per message type measurements is supported, a sum subcounter will be provided first.
- d) Each measurement is an integer value. The number of measurements is equal to the number of message types plus a possible sum value identified by the *.sum* suffix.
- e) SC.SuccTranscoding.*type*  
where *type* identifies the message type.

The following subcounters with specific message types are the samples of this measurement:

SC.SuccSession.180      Message type: SIP\_180

SC.SuccSession.200      Message type: SIP\_200\_OK only if the SIP\_180 has not been sent for this session.

- f) MRFCFunction.
- g) Valid for packet switched traffic.
- h) IMS.

#### 4.6.4.3 Answered session establishments for transcoding service

- a) This measurement provides the number of answered session establishments for transcoding service at the MRFC.
- b) CC.
- c) On transmission by the MRFC of a SIP\_200\_OK response message corresponding to the initial SIP\_INVITE messages for the transcoding service (see 3GPP TS 23.228 [7]).
- d) A single integer value.
- e) SC.AnsTranscoding.
- f) MRFCFunction.
- g) Valid for packet switched traffic.
- h) IMS.

#### 4.6.4.4 Failed session establishments for transcoding service

- a) This measurement provides the number of failed session establishments for transcoding service at the MRFC. The measurement is split into subcounters per response status codes.
- b) CC.
- c) On transmission by the MRFC of a response message (e.g. SIP\_430) indicating a failed session establishment corresponding to the initial SIP\_INVITE message for the transcoding service (see 3GPP TS 23.228 [7]), each failed session establishment is added to the relevant measurement according to the status code. The sum of all supported per status code measurements shall equal the total number of failed session establishments for the transcoding service. In case only a subset of per cause measurements is supported, a sum subcounter will be provided first.
- d) Each measurement is an integer value. The number of measurements is equal to the number of status codes plus a possible sum value identified by the *.sum* suffix.
- e) The measurement name has the form SC.FailTranscoding.*Cause* where *Cause* identifies the status code.
- f) MRFCFunction.
- g) Valid for packet switched traffic.
- h) IMS.

## 4.7 Measurements related to MRFP

### 4.7.1 RTP related measurements

Performance Measurement definitions in this subclause are only valid if the RTP protocol is used at the MRFP.

#### 4.7.1.1 Number of incoming RTP packets

- a) This measurement provides the number of incoming RTP packets at MRFP.
- b) CC.
- c) On receipt by the MRFP of a RTP packet (see RFC 3550 [23]).
- d) A single integer value.
- e) RTP.IncPacket.
- f) MRFPFunction.
- g) Valid for packet switched traffic.
- h) IMS.

#### 4.7.1.2 Number of outgoing RTP packets

- a) This measurement provides the number of outgoing RTP packets at MRFP.
- b) CC.
- c) On transmission by the MRFP of a RTP packet (see RFC 3550 [23]).
- d) A single integer value.
- e) RTP.OutgPacket.
- f) MRFPFunction.
- g) Valid for packet switched traffic.
- h) IMS.

#### 4.7.1.3 Number of octets of incoming RTP packets

- a) This measurement provides the number of octets of incoming RTP packets at MRFP.
- b) DER (n=1).
- c) This measurement is obtained by accumulating the number of incoming RTP packet octets (bytes) on receipt by the MRFP of a RTP packet (see RFC 3550 [23]).
- d) A single integer value.
- e) RTP.IncOctet.
- f) MRFPFunction.
- g) Valid for packet switched traffic.
- h) IMS.

#### 4.7.1.4 Number of octets of outgoing RTP packets

- a) This measurement provides the number of octets of outgoing RTP packets at MRFP.
- b) DER (n=1).
- c) This measurement is obtained by accumulating the number of outgoing RTP packet octets (bytes) on transmission by the MRFP of a RTP packet (see RFC 3550 [23]).
- d) A single integer value.
- e) RTP.OutgOctet.
- f) MRFPFunction.
- g) Valid for packet switched traffic.
- h) IMS.

#### 4.7.1.5 Number of lost incoming RTP packets

- a) This measurement provides the number of lost incoming RTP packets.
- b) CC.
- c) On detection of loss of an incoming RTP packet by the MRFP (see RFC 3550 [23]).
- d) A single integer value.
- e) RTP.LostIncPacket.
- f) MRFPFunction.
- g) Valid for packet switched traffic.
- h) IMS.

## 4.8 Measurements related to PCRF

The measurements related to PDF are restricted to R6 network architecture.

*Editor's note: PCRFFunction used in following text is a subject for further study of IMS NRM modelling for R7 requirements and working 3GPP/3GPP2 IMS NRM alignment.*

### 4.8.1 Authorization of QoS resources related measurements

The five measurement types defined in this subclause are subject to the "4 out of 5 approach".

#### 4.8.1.1 Overview

The measurements defined in subclause 4.8.1 are related to procedures of QoS resource authorization. AF initiates a Diameter transaction to PCRF for authorizing the resources in the session establishment or modification. PCRF authorizes the resources based on binding mechanism and service information.

The procedure is shown in figure 16.

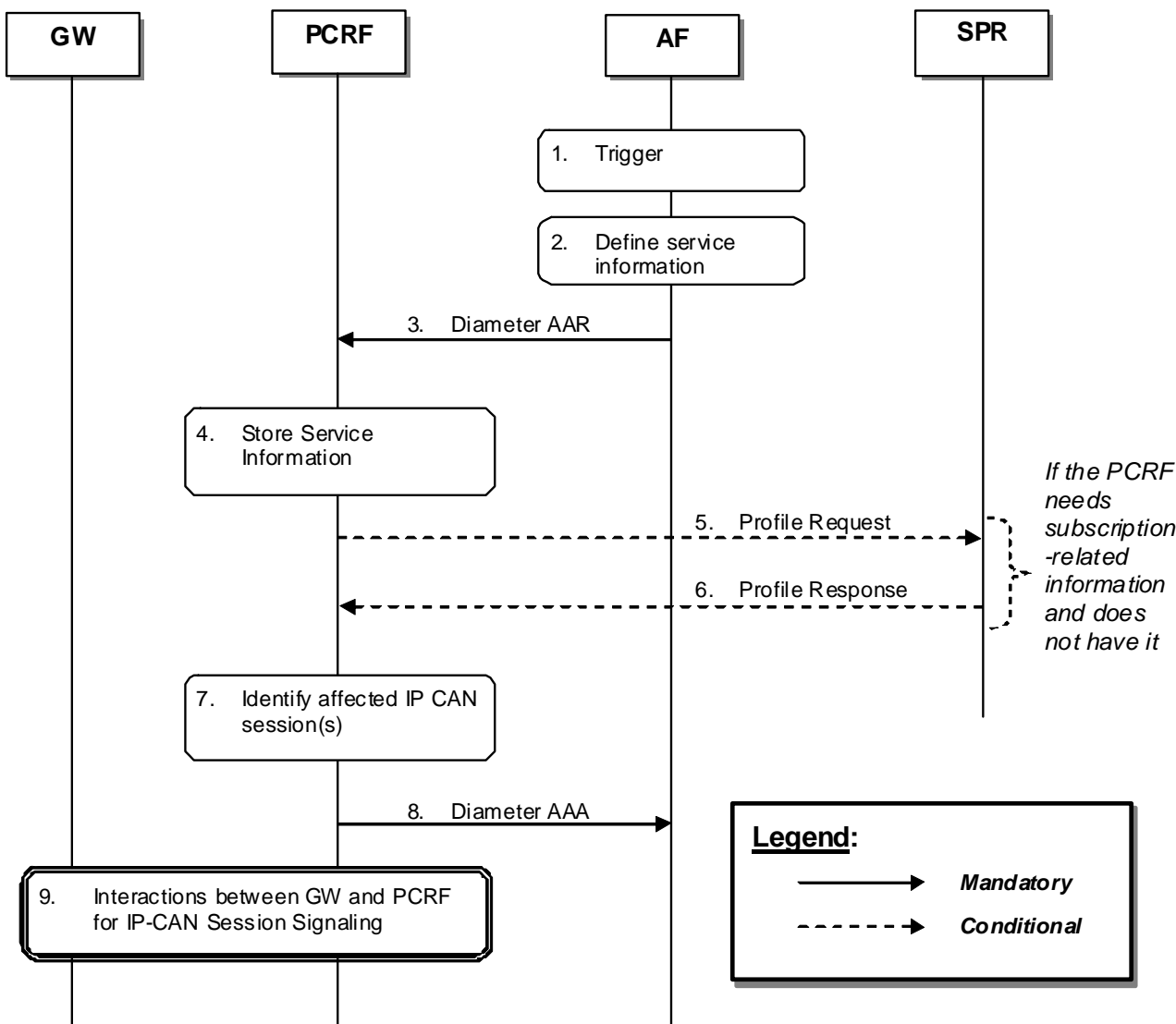


Figure 16: Resource authorization procedure



#### 4.8.1.2 Attempted resource authorization procedures at session establishment

- a) This measurement provides the number of attempted resource authorizations initiated by AF to PCRF when establishing new sessions.
- b) CC.
- c) On receipt by the PCRF of an AAR Diameter command from AF with a new session ID (see 3GPP TS 29.213[33]).
- d) A single integer value.
- e) QoS.EstabAttAARSession.
- f) PCRFFunction.
- g) Valid for packet switched traffic.
- h) IMS

#### 4.8.1.3 Attempted resource authorization procedures at session modification

- a) This measurement provides the number of attempted resource authorizations initiated by AF to PCRF when modifying the existing sessions.
- b) CC.
- c) On receipt by the PCRF of an AAR Diameter command from AF to modify an existing session (see 3GPP TS 29.213 [33]).
- d) A single integer value.
- e) QoS.ModfAttAARSession.
- f) PCRFFunction.
- g) Valid for packet switched traffic.
- h) IMS.

#### 4.8.1.4 Successful resource authorization procedures at session establishment

- a) This measurement provides the number of successful resource authorizations initiated by AF to PCRF when establishing new sessions.
- b) CC.
- c) On transmission by the PCRF of an AAA Diameter command to AF with a new stored session ID and "2xxxx" result-code (see 3GPP TS 29.213[33], RFC 3588 [15]).
- d) A single integer value.
- e) QoS.EstabSuccAAASession.
- f) PCRFFunction.
- g) Valid for packet switched traffic.
- h) IMS.

#### 4.8.1.5 Successful resource authorization procedures at session modification

- a) This measurement provides the number of successful resource authorizations initiated by AF to PCRF when modifying the existing sessions.
- b) CC.
- c) On transmission by the PCRF of an AAA Diameter command to AF with an existing session ID and "2xxxx" result-code (see 3GPP TS 29.213[33], RFC 3588 [15]).
- d) A single integer value.
- e) QoS.ModfSuccAAASession.
- f) PCRFFunction.
- g) Valid for packet switched traffic.
- h) IMS.

#### 4.8.1.6 Failed resource authorization procedures

- a) This measurement provides the number of failed resource authorizations initiated by AF to PCRF.
- b) CC.
- c) On transmission by the PCRF of an AAA Diameter command to AF with non-2xxx result-code (see 3GPP TS 29.213 [33], RFC 3588 [15]). Each failed resource authorization procedure will be added to the relevant measurement according to the failure cause. Possible failure causes are included in RFC 3588 [15]. The sum of all supported per cause measurements shall equal the total number of failed resource authorization procedures. In case only a subset of per cause measurements is supported, a sum subcounter will be provided first.
- d) Each measurement is an integer value. The number of measurements is equal to the number of causes plus a possible sum value identified by the *.sum* suffix.
- e) The measurement name has the form QoS.FailAAA.Cause where *Cause* identifies the failure cause.
- f) PCRFFunction.
- g) Valid for packet switched traffic.
- h) IMS.

## 4.8.2 Resource reservation related measurements

### 4.8.2.1 Void

### 4.8.2.2 Attempted resource reservation procedures

- a) This measurement provides the number of attempted resource reservation procedures initiated by GGSN to PDF.
- b) CC.
- c) On receipt by the PDF of COPS REQ message from GGSN (see 3GPP TS 29.207[13]).
- d) A single integer value.
- e) QoS.AttResRsv.
- f) PDFFunction.
- g) Valid for packet switched traffic.
- h) IMS.

### 4.8.2.3 Successful resource reservation procedures

- a) This measurement provides the number of successful resource reservation procedures initiated by GGSN to PDF.
- b) CC.
- c) On receipt by the PDF of a COPS RPT message from GGSN indicating a successful resource reservation procedure (see 3GPP TS 29.207[13]).
- d) A single integer value.
- e) QoS.SuccResRsv.
- f) PDFFunction.
- g) Valid for packet switched traffic.
- h) IMS.

### 4.8.2.4 Failed resource reservation procedures by PDF

- a) This measurement provides the number of resource reservation failures caused by the authorization failure in PDF. This measurement is split into subcounters per failure cause.
- b) CC.
- c) On transmission by the PDF of a COPS DEC message containing both an INSTALL and a REMOVE decisions to GGSN (see 3GPP TS 29.207[13]).
- d) Three integer values.
- e) QoS.FailResRsvPdf.1      Failure cause "NoCorrespondingSession".  
QoS.FailResRsvPdf.2      Failure cause "InvalidBundling".  
QoS.FailResRsvPdf.3      Failure cause "AuthorisationFailure".
- f) PDFFunction.
- g) Valid for packet switched traffic.
- h) IMS.

#### 4.8.2.5 Failed resource reservation procedures by GGSN

- a) This measurement provides the number of resource reservation failures caused by the enforcement failure in GGSN.
- b) CC.
- c) On receipt by the PDF of a COPS RPT message with a failure result from GGSN, corresponding to the transmission of the COPS DEC message containing only an INSTALL decision to GGSN (see 3GPP TS 29.207 [13]).
- d) A single integer value.
- e) QoS.FailResRsvGgsn.
- f) PDFFunction.
- g) Valid for packet switched traffic.
- h) IMS.

### 4.8.3 IP-CAN session modification related measurements

The measurements defined in subclauses 4.8.3.1, 4.8.3.2 and 4.8.3.3 are subject to the "2 out of 3 approach".

#### 4.8.3.1 Attempted IP-CAN session modification

- a) This measurement provides the number of attempted IP-CAN session modifications procedures initiated by UE.
- b) CC.
- c) On receipt by the PCRF of a Credit-Control-Request(CCR) Diameter command from PCEF to modify an existing IP-CAN session initiated by UE (PCC Rule Provisioning in PULL Mode) (see 3GPP TS 29.213 [33], 3GPP TS 29.212[32]).
- d) A single integer value.
- e) QoS.ModfAttCCR.
- f) PCRFFunction.
- g) Valid for packet switched traffic.
- h) IMS.

#### 4.8.3.2 Successful IP-CAN session modification

- a) This measurement provides the number of successful IP-CAN session modifications procedures initiated by UE.
- b) CC.
- c) On transmission by the PCRF of a Credit-Control-Answer(CCA) Diameter command to PCEF with an existing session ID and "2xxx" result-code in the UE-Initiated IP-CAN session modification procedures(PCC Rule Provisioning in PULL Mode) (see 3GPP TS 29.212[32], 3GPP TS 29.213[33], RFC 3588 [15]).
- d) A single integer value.
- e) QoS.ModfSuccCCA.
- f) PCRFFunction.
- g) Valid for packet switched traffic.
- h) IMS.

#### 4.8.3.3 Failed IP-CAN session modification

- a) This measurement provides the number of failed IP-CAN session modifications procedures initiated by UE. The measurement is split into subcounters per the reject cause.
- b) CC.
- c) On transmission by the PCRF of a Credit-Control-Answer(CCA) Diameter command to PCEF with non-2xxx result-code in the UE-Initiated IP-CAN session modification procedures (PCC Rule Provisioning in PULL Mode) (see 3GPP TS 29.212 [32], 3GPP TS 29.213[33], RFC 3588 [15]). Each failed IP-CAN session modification will be added to the relevant measurement according to the failure cause. Possible failure causes are included in RFC 3588 [15]. The sum of all supported per cause measurements shall equal the total number of failed resource authorization procedures. In case only a subset of per cause measurements is supported, a sum subcounter will be provided first.
- d) Each measurement is an integer value. The number of measurements is equal to the number of causes supported plus a possible sum value identified by the .sum suffix.
- e) QoS.ModfFailCCA.Cause

- a) where *Cause* identifies the failure cause.
- f) PCRFFunction.
- g) Valid for packet switched traffic.
- h) IMS.

### 4.8.3 PDP context modification related measurements

The measurements defined in subclauses 4.8.3.1, 4.8.3.2 and 4.8.3.3 are subject to the "2 out of 3 approach".

#### 4.8.3.1 Attempted authorization of PDP context modification

- i) This measurement provides the number of attempted authorizations of PDP context modifications initiated by GGSN.
- j) CC.
- k) On receipt by the PDF of a COPS REQ message from GGSN to authorize a PDP context modification request (see 3GPP TS 29.207 [13]).
- l) A single integer value.
- m) QoS.AttPdpContextModfAuth.
- n) PDFFunction.
- o) Valid for packet switched traffic.
- p) IMS.

#### 4.8.3.2 Successful authorization of PDP context modification

- i) This measurement provides the number of successful authorizations of PDP context modifications initiated by GGSN.
- j) CC.
- k) On transmission by the PDF of a COPS DEC message containing only an INSTALL decision to GGSN, in response to a PDP context modification request from GGSN, indicating a successful authorization of PDP context modification (see 3GPP TS 29.207 [13]).
- l) A single integer value.
- m) QoS.SuccPdpContextModfAuth.
- n) PDFFunction.
- o) Valid for packet switched traffic.
- p) IMS.

#### 4.8.3.3 Failed authorization of PDP context modification

- i) This measurement provides the number of failed authorizations of PDP context modifications initiated by GGSN.
- j) CC.
- k) On transmission by the PDF of a COPS DEC message containing an INSTALL decision and a REMOVE decision to GGSN, corresponding to the receipt of the PDP context modification request from GGSN (see 3GPP TS 29.207 [13]).
- l) A single integer value.
- m) QoS.FailPDPContextModfAuth.
- n) PDFFunction.
- o) Valid for packet switched traffic.
- p) IMS.

#### 4.8.3.4 Indication of PDP context modification

- a) This measurement provides the number of PDP context modifications to/from 0kbps initiated by GGSN.
- b) CC.
- c) On receipt by the PDF of a COPS RPT message indicating the PDP context modification to/from 0kbps from GGSN (see 3GPP TS 29.207 [13]).
- d) A single integer value.
- e) QoS.IndPdpContextModf.
- f) PDFFunction.
- g) Valid for packet switched traffic.
- h) IMS.

#### 4.8.5 Gateway Control session establishment related measurements

The measurements defined in subclauses 4.8.5.1, 4.8.5.2 and 4.8.5.3 are subject to the "2 out of 3 approach".

##### 4.8.5.1 Attempted Gateway Control session establishment

- a) This measurement provides the number of attempted session establishments initiated by BBERF to PCRF.
- b) CC.
- c) For the non-roaming case, On receipt by the H-PCRF of a Credit-Control-Request(CCR) Diameter command from BBERF; For the roaming case, On receipt by the V-PCRF of a Credit-Control-Request(CCR) Diameter command from BBERF (see 3GPP TS 29.213 [33]).
- d) A single integer value.
- e) QoS.EstabfGCAttCCR.
- f) PCRFFunction.
- g) Valid for packet switched traffic.
- h) IMS.

##### 4.8.5.2 Successful Gateway Control session establishment

- a) This measurement provides the number of successful session establishments initiated by BBERF to PCRF.
- b) CC.
- c) For the non-roaming case, On transmission by the H-PCRF of an CCA Diameter command to BBERF; For the roaming case, On transmission by the H-PCRF of an CCA Diameter command to V-PCRF or by the V-PCRF of an CCA Diameter command to BBERF. (see 3GPP TS 29.213[33]).
- d) A single integer value.
- e) QoS.EstabfGCSuccCCA.
- f) PCRFFunction.
- g) Valid for packet switched traffic.
- h) IMS.



#### 4.8.5.3 Failed Gateway Control session establishment

- a) This measurement provides the number of failed session establishments initiated by BBERF to PCRF.
- b) CC.
- c) On transmission by the PCRF of a Credit-Control-Answer (CCA) Diameter command to BBERF in the Gateway Control session establishments procedures (3GPP TS 29.213[33]). Each failed Gateway Control session establishments will be added to the relevant measurement according to the failure cause. Possible failure causes are included in RFC 3588 [15]. The sum of all supported per cause measurements shall equal the total number of failed resource authorization procedures. In case only a subset of per cause measurements is supported, a sum subcounter will be provided first.
- d) Each measurement is an integer value. The number of measurements is equal to the number of causes supported plus a possible sum value identified by the .sum suffix.
- e) QoS.EstabfGCFailCCA.Cause  
where *Cause* identifies the failure cause.
- f) PCRFFunction.
- g) Valid for packet switched traffic.
- h) IMS.

## 4.9 Measurements related to SLF

### 4.9.1 All routing information interrogations related measurements

#### 4.9.1.1 Attempted routing information interrogation procedures

- a) This measurement provides the number of all routing information interrogation requests received by the SLF via all diameter application interfaces. The diameter interfaces can be Dx interface, Dh interface or Dw interface.
- b) CC.
- c) On receipt by the SLF of a routing information interrogation request diameter message from all diameter interfaces (see 3GPP TS 23.228 [7] and RFC 3588[15]).
- d) A single integer value.
- e) RII.AttAll.
- f) SLFFunction.
- g) Valid for packet switched traffic.
- h) IMS.

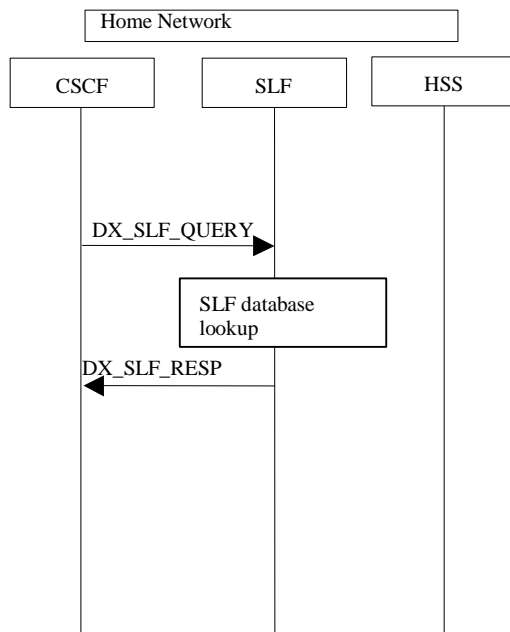
#### 4.9.1.2 Successful routing information interrogation procedures

- a) This measurement provides the number of all successful routing information interrogation responses sent by the SLF via all diameter application interfaces. The diameter interfaces can be Dx interface, Dh interface or Dw interface.
- b) CC.
- c) On transmission by the SLF of a routing information interrogation response diameter message with the Result-Code AVP set to DIAMETER\_REDIRECT\_INDICATION via all diameter interfaces, indicating a successful routing information interrogation (see 3GPP TS 23.228 [7] and RFC 3588 [15]).
- d) A single integer value.
- e) RII.SuccAll
- f) SLFFunction.
- g) Valid for packet switched traffic.
- h) IMS.

## 4.9.2 Routing information interrogation from CSCF related measurements

### 4.9.2.1 Overview

The performance measurements defined in subclause 4.9.2 are related to routing information interrogations at the SLF from CSCF.



**Figure 18: Routing information interrogation procedure from CSCF**

### 4.9.2.2 Attempted routing information interrogation procedures from CSCF

- This measurement provides the number of routing information interrogation requests received from CSCF by the SLF.
- CC.
- On receipt by the SLF of a DX\_SLF\_QUERY message from CSCF via Dx interface (see 3GPP TS 23.228 [7]).
- A single integer value.
- RIL.AttFromCSCF.
- SLFFunction.
- Valid for packet switched traffic.
- IMS.

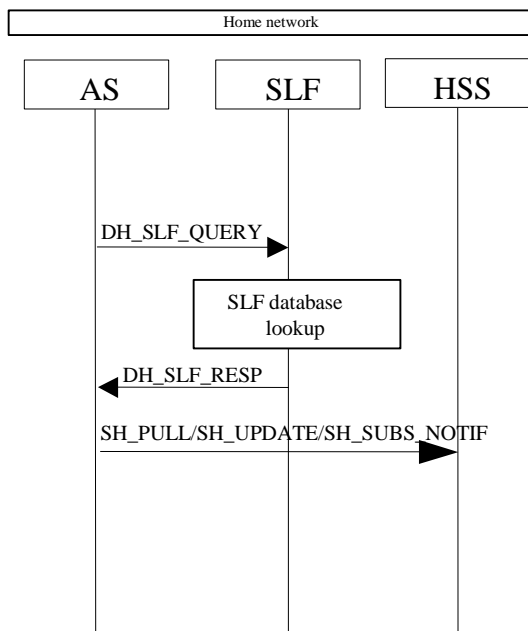
#### 4.9.2.3 Successful routing information interrogation procedures from CSCF

- a) This measurement provides the number of successful routing information interrogation responses sent to CSCF by the SLF.
- b) CC.
- c) On transmission by the SLF of a DX\_SLF\_RESP message with the Result-Code AVP set to DIAMETER\_REDIRECT\_INDICATION to CSCF via Dx interface (see 3GPP TS 23.228 [7] and RFC 3588[15]).
- d) A single integer value.
- e) RII.SuccFromCSCF.
- f) SLFFunction.
- g) Valid for packet switched traffic.
- h) IMS.

## 4.9.3 Routing information interrogation from AS related measurements

### 4.9.3.1 Overview

The performance measurements defined in subclause 4.9.3 are related to routing information interrogations at the SLF from AS.



**Figure 19: Routing information interrogation procedure from AS**

### 4.9.3.2 Attempted routing information interrogation procedures from AS

- This measurement provides the number of routing information interrogations requests received from AS by the SLF.
- CC.
- On receipt by the SLF of a DH\_SLF\_QUERY message from AS via Dh interface (see 3GPP TS 23.228 [7]).
- A single integer value.
- RII.AttFromAS.
- SLFFunction.
- Valid for packet switched traffic.
- IMS.

### 4.9.3.3 Successful routing information interrogation procedures from AS

- This measurement provides the number of successful routing information interrogation responses sent to AS by the SLF.
- CC.
- On transmission by the SLF of a DH\_SLF\_RESP message with the Result-Code AVP set to DIAMETER\_REDIRECT\_INDICATION to AS via Dh interface (see 3GPP TS 23.228 [7] and RFC 3588[15]).
- A single integer value.

- e) RII.SuccFromAS.
- f) SLFFunction.
- g) Valid for packet switched traffic.
- h) IMS.

## 4.10 Measurements related to AS

### 4.10.1 Session control related measurements

#### 4.10.1.1 IM CN originated session establishments

For the IM CN originated session establishments AS may act as terminating UA, redirect server, a SIP proxy, routing B2BUA or initiating B2BUA. See 3GPP TS 24.229 [8] or 3GPP TS 23.228 [7]. The measurements defined in subclauses 4.10.1.1.1, 4.10.1.1.2 and 4.10.1.1.4 are subject to the "2 out of 3 approach".

##### 4.10.1.1.1 Attempted IM CN originated session establishments

- a) This measurement provides the number of attempted session establishments originated from the IM CN.
- b) CC.
- c) On receipt by the AS of an initial SIP\_INVITE message from the IM CN (see 3GPP TS 23.228 [7]).
- d) A single integer value.
- e) SC.AttSessionImOrig.
- f) ASFunction.
- g) Valid for packet switched traffic.
- h) IMS.

##### 4.10.1.1.2 Successful IM CN originated session establishments

- a) This measurement provides the number of successful session establishments originated from the IM CN.
- b) CC.
- c) On transmission by the AS of the first response message (e.g. SIP\_180, SIP\_200 or SIP\_302 etc. relating with the role of the AS) indicating a successful IM CN originated session establishment corresponding to the initial SIP\_INVITE message, each successful session establishment is added to the relevant measurement according to the message type, the possible response message types are identified in 3GPP TS 24.229 [8]. The sum of all supported per message type measurements shall equal the total number of successful IM CN originated session establishments.
- d) Each measurement is an integer value. The number of measurements is equal to the number of message types plus a possible sum value identified by the *.sum* suffix.
- e) SC.SuccSessionImOrig.*type*  
where *type* identifies the message type.

The following subcounters with specific message types are the samples of this measurement:

SC.SuccSession.180	Message type: SIP_180
SC.SuccSession.200	Message type: SIP_200_OK only if the SIP_180 has not been sent for this session.

- f) ASFunction.
- g) Valid for packet switched traffic.
- h) IMS.

##### 4.10.1.1.3 Answered IM CN originated session establishments

- a) This measurement provides the number of answered session establishments originated from the IM CN.
- b) CC.

- c) On transmission by the AS of a SIP\_200\_OK response message indicating an answered IM CN originated session establishment corresponding to the initial SIP\_INVITE messages (see 3GPP TS 23.228 [7]).
- d) A single integer value.
- e) SC.AnsSessionImOrig.
- f) ASFunction.
- g) Valid for packet switched traffic
- h) IMS.

#### 4.10.1.1.4 Failed IM CN originated session establishments

- a) This measurement provides the number of failed session establishments originated from the IM CN. The measurement is split into subcounters per response status codes.
- b) CC.
- c) On transmission by the AS of a response message (e.g. SIP\_430) indicating a failed session establishment originated from the IM CN corresponding to the initial SIP\_INVITE messages (see 3GPP TS 23.228 [7]), each failed session establishment originated from the IM CN is added to the relevant measurement according to the status code. The sum of all supported per status code measurements shall equal the total number of failed session establishments. In case only a subset of per cause measurements is supported, a sum subcounter will be provided first.
- d) Each measurement is an integer value. The number of measurements is equal to the number of causes plus a possible sum value identified by the *.sum* suffix.
- e) The measurement name has the form SC.FailSessionImOrig.*Cause* where *Cause* identifies the status code. (see 3GPP TS 24.229 [8] and RFC3261 [34])
- f) ASFunction.
- g) Valid for packet switched traffic.
- h) IMS.

#### 4.10.1.2 AS originated session establishments

For the AS originated session establishments, AS may act as originating UA, routeing B2BUA or initiating B2BUA. See 3GPP TS 24.229 [8] or 3GPP TS 23.228[7]. The measurements defined in subclauses 4.10.1.2.1, 4.10.1.2.2 and 4.10.1.2.4 are subject to the "2 out of 3 approach".

##### 4.10.1.2.1 Attempted AS originated session establishments

- a) This measurement provides the number of attempted session establishments originated from the AS.
- b) CC.
- c) On transmission by the AS of an initial SIP\_INVITE message indicating the AS originated session establishment, each initial SIP\_INVITE message originated by the AS shall be counted as one attempted AS originated session establishment.  
If the AS acts as originating UA, it initiates a session by sending a SIP\_INVITE message.  
If the AS acts as routeing B2BUA, it terminates the request from IM CN and initiates a new session by sending a SIP\_INVITE message.  
If the AS acts as initiating B2BUA, it may initiates two new sessions by sending two SIP\_INVITE messages, or initiates one new session in the case of receiving the request from the IM CN and the new session is logically connected but unrelated to the incoming request (see 3GPP TS 24.229 [8]).
- d) A single integer value.



- e) SC.AttSessionAsOrig.
- f) ASFunction.
- g) Valid for packet switched traffic.
- h) IMS.

#### 4.10.1.2.2 Successful AS originated session establishments

- a) This measurement provides the number of successful session establishments originated from the AS.
- b) CC.
- c) On receipt of the first response message (e.g. SIP\_180, SIP\_200, etc.) indicating a successful AS originated session establishment corresponding to the initial SIP\_INVITE message originated by the AS, each successful session establishment is added to the relevant measurement according to the message type, the possible response message types are identified in 3GPP TS 24.229 [8]. The sum of all supported per message type measurements shall equal the total number of successful AS originated session establishments.
- d) Each measurement is an integer value. The number of measurements is equal to the number of message types plus a possible sum value identified by the *.sum* suffix.
- e) SC.SuccSessionAsOrig.*type*  
where *type* identifies the message type.

The following subcounters with specific message types are the samples of this measurement:

SC.SuccSession.180    Message type: SIP\_180

SC.SuccSession.200    Message type: SIP\_200\_OK only if the SIP\_180 has not been received for this session.

- f) ASFunction.
- g) Valid for packet switched traffic.
- h) IMS.

### 4.10.2 Messaging service related measurements

#### 4.10.2.1 Message related measurements, Page-Mode

##### 4.10.2.1.1 Attempted incoming messages, Page-Mode

- a) This measurement provides number of attempted incoming messages received by the messaging enabler with page-mode at the AS.
- b) CC.
- c) On receipt by the AS (messaging enabler) of an initial SIP\_MESSAGE message (see 3GPP TS 23.228 [7]).
- d) A single integer value.
- e) MSG.AttIncMessagePM.
- f) ASFunction.
- g) Valid for packet switched traffic.
- h) IMS.

##### 4.10.2.1.2 Successful incoming messages, Page-Mode

- a) This measurement provides number of successful incoming messages with page-mode at the AS.
- b) CC.

- c) On transmission by the AS (messaging enabler) of a response SIP\_2XX message (see 3GPP TS 24.229 [8]) indicating the incoming message is successfully forwarded.
- d) A single integer value.
- e) MSG.SuccIncMessagePM.
- f) ASFunction.
- g) Valid for packet switched traffic.
- h) IMS.

#### 4.10.2.1.3 Attempted outgoing messages, Page-Mode

- a) This measurement provides number of attempted outgoing messages transmitted by the messaging enabler with page-mode at the AS.
- b) CC.
- c) On transmission by the AS (messaging enabler) of a SIP\_MESSAGE message (see 3GPP TS 23.228 [7]).
- d) A single integer value.
- e) MSG.AttOutMessagePM.
- f) ASFunction.
- g) Valid for packet switched traffic.
- h) IMS.

#### 4.10.2.1.4 Successful outgoing messages, Page-Mode

- a) This measurement provides number of successful outgoing messages transmitted by the messaging enabler with page-mode at the AS.
- b) CC.
- c) On receipt by the AS (messaging enabler) of a response SIP\_2XX message (see 3GPP TS 24.229 [8]) indicating the message transmitted by the AS is successfully processed.
- d) A single integer value.
- e) MSG.SuccOutMessagePM.
- f) ASFunction.
- g) Valid for packet switched traffic.
- h) IMS.

### 4.10.2.2 Message related measurements, Session-Mode

#### 4.10.2.2.1 Overview

The performance measurements defined in this subclause are related to message sending with session mode. The following procedure shows the session based messaging with an intermediate AS node. See 3GPP TS 23.228 [7].

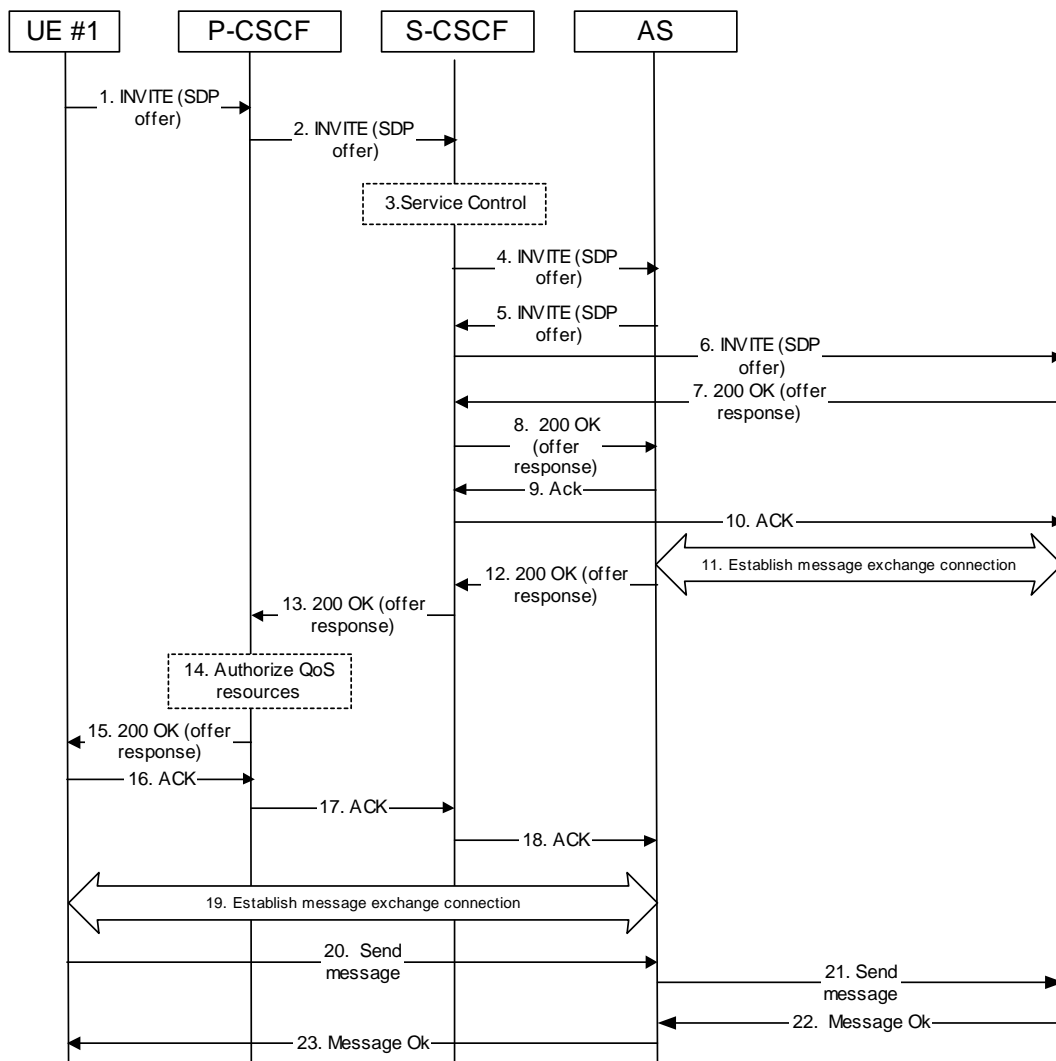


Figure 20: Session based messaging with an intermediate AS node scenario

4.10.2.2.2 Attempted messaging session establishments, Session Mode

- a) This measurement provides number of attempted messaging session establishments for the two participants received by the messaging enabler with session-mode at the AS.
- b) CC.
- c) On receipt by the AS (messaging enabler) of an initial SIP\_INVITE message initiated by a participant which requests to establish sessions just for the two participants for the messaging service (see 3GPP TS 29.228 [9]).
- d) A single integer value.
- e) MSG.AttSessionSM.
- f) ASFunction.
- g) Valid for packet switched traffic.
- h) IMS.

#### 4.10.2.2.3 Successful messaging session establishments, Session-Mode

- a) This measurement provides number of successful messaging session establishments by the messaging enabler for the two participants with session-mode at the AS.
- b) CC.
- c) On transmission by the AS (messaging enabler) of a SIP\_200\_OK message indicating a successful messaging session establishment for the two participants of Messaging Service (see 3GPP TS 29.228 [9]).
- d) A single integer value.
- e) MSG.SuccSessionSM.
- f) ASFunction.
- g) Valid for packet switched traffic.
- h) IMS.

### 4.10.3 Conference service related measurements

#### 4.10.3.1 Overview

The performance measurements defined in this subclause are related to the conference service (see 3GPP TS 24.147 [24]).

The following procedures are of interest for this purpose:

- User creating a conference;
- User joining a conference;
- AS inviting a user to a conference;
- User subscribing to the conference event package.

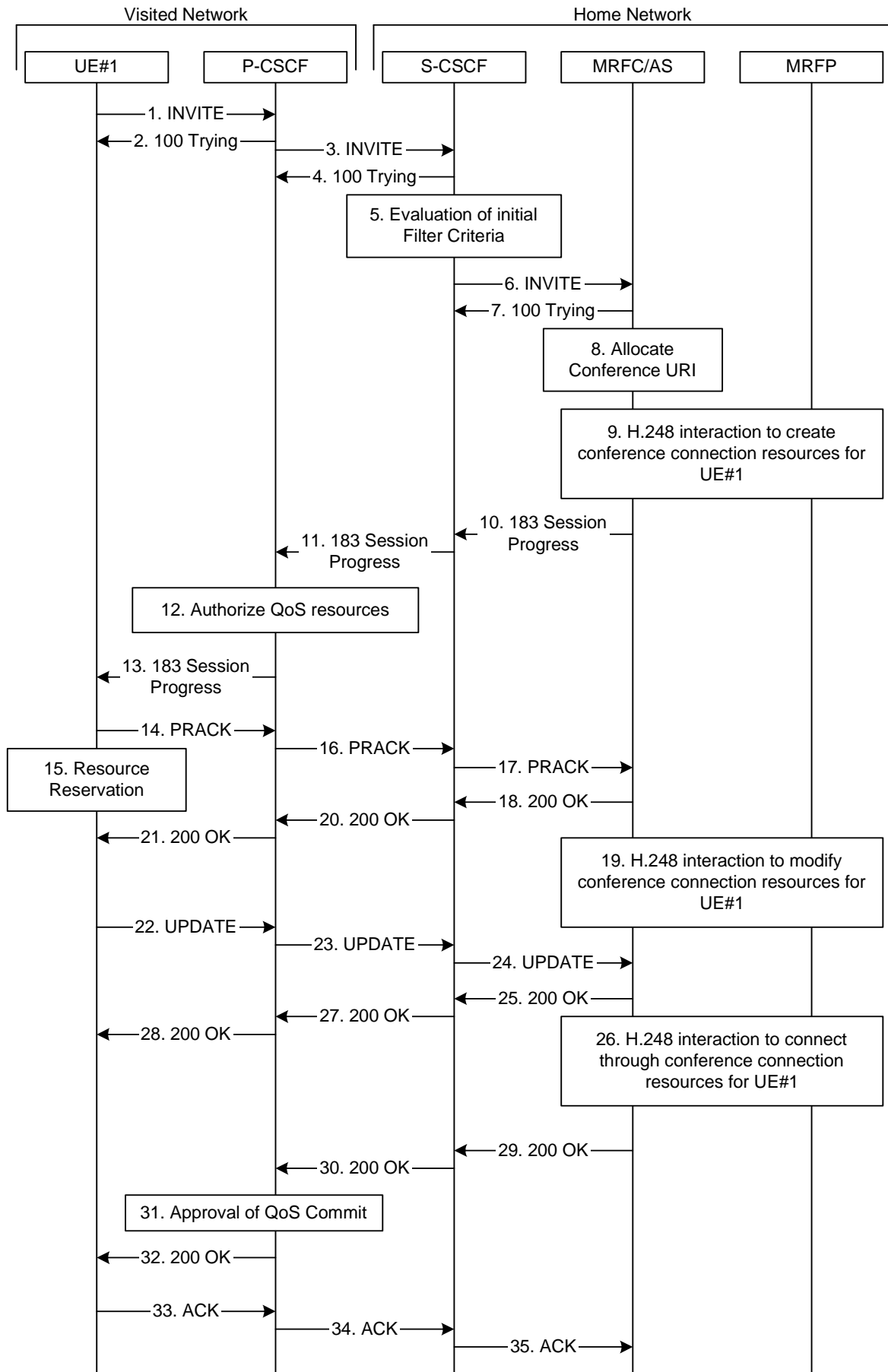


Figure 21: User automatically creating a conference - MRFC/AS is located in user's home network

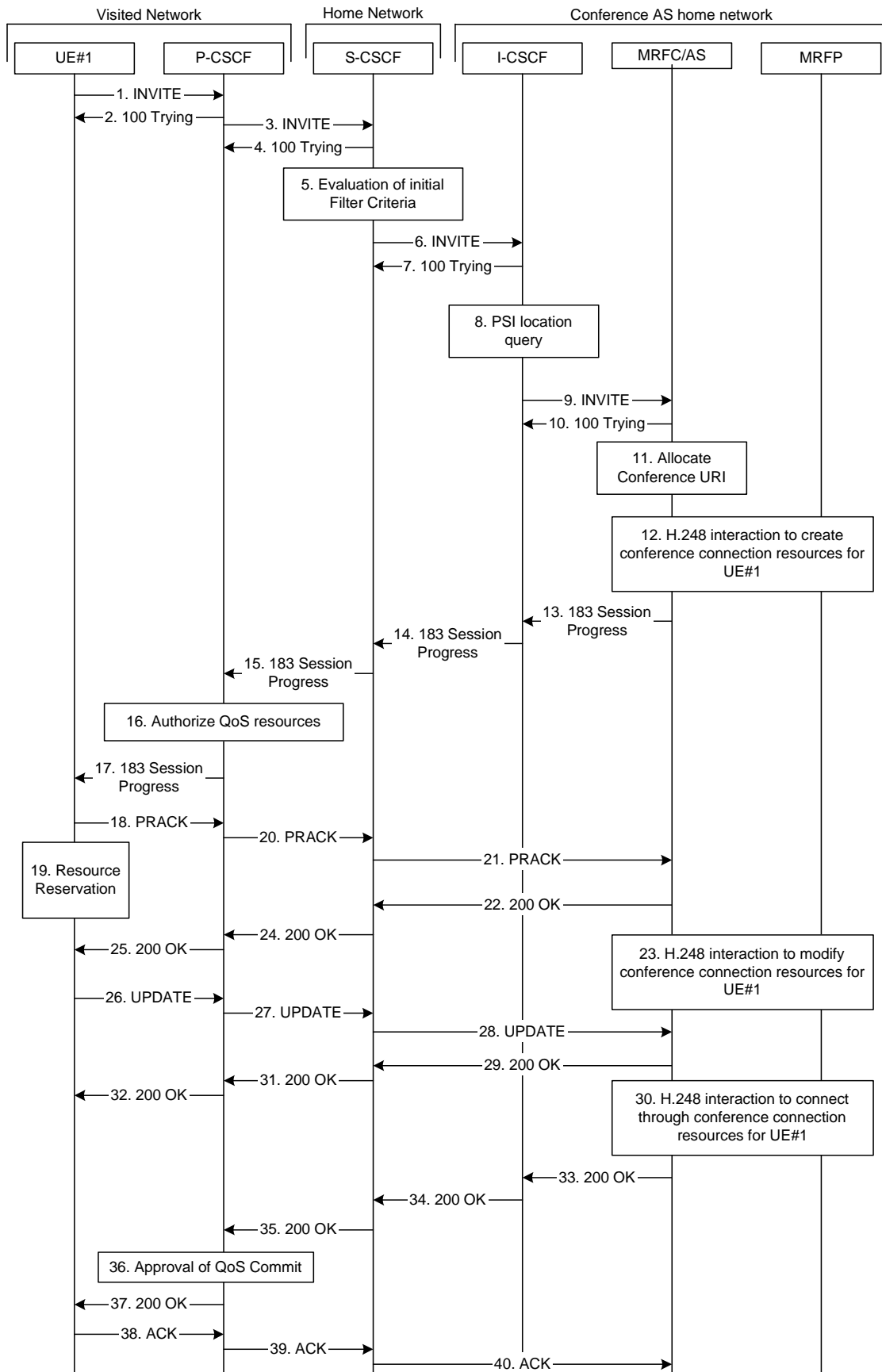


Figure 22: User automatically creating a conference - MRFC/AS is not located in user's home network

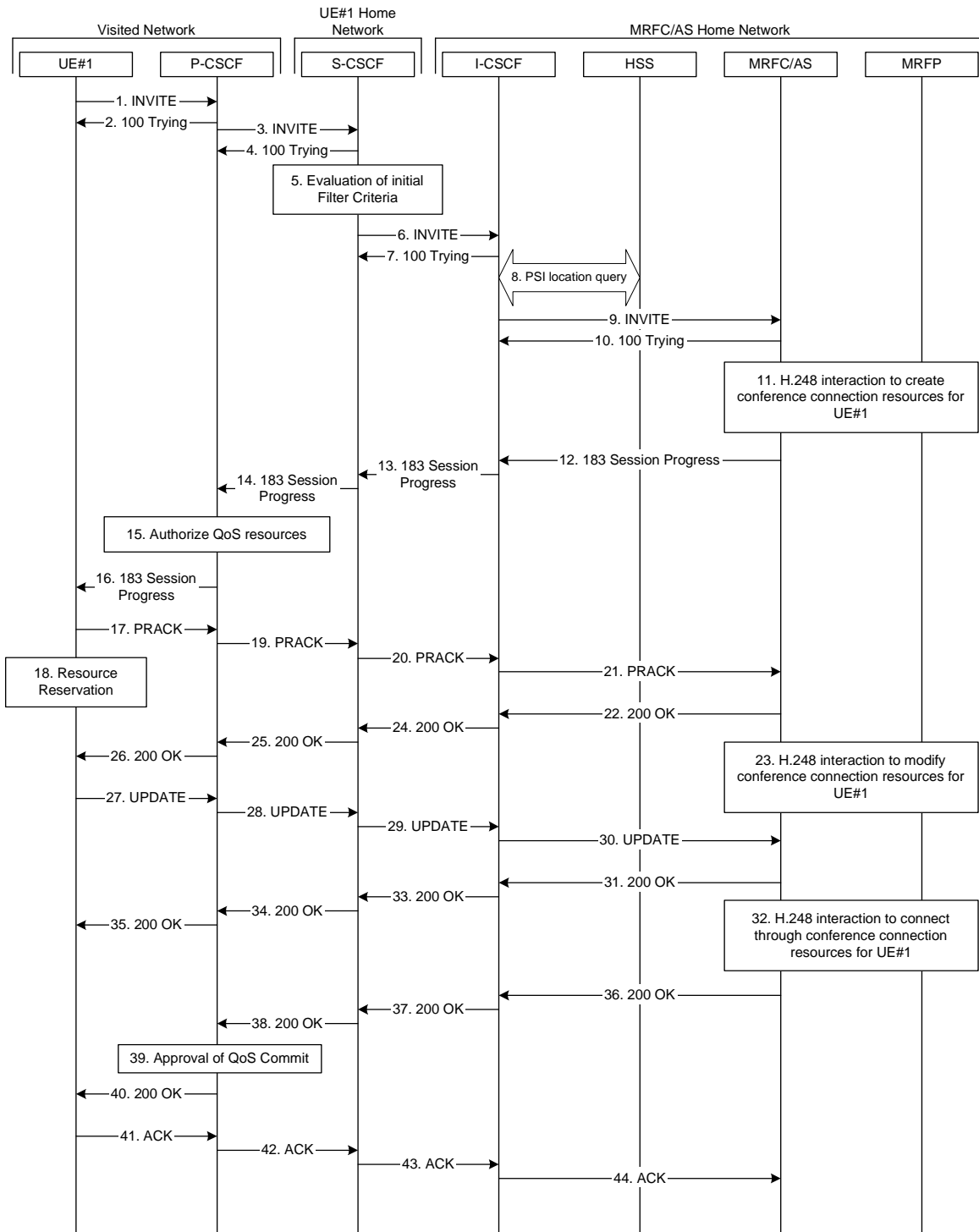


Figure 23: User calling into a conference - network MRFC/AS is not located in user's home network - conference URI resolved by the terminating home network

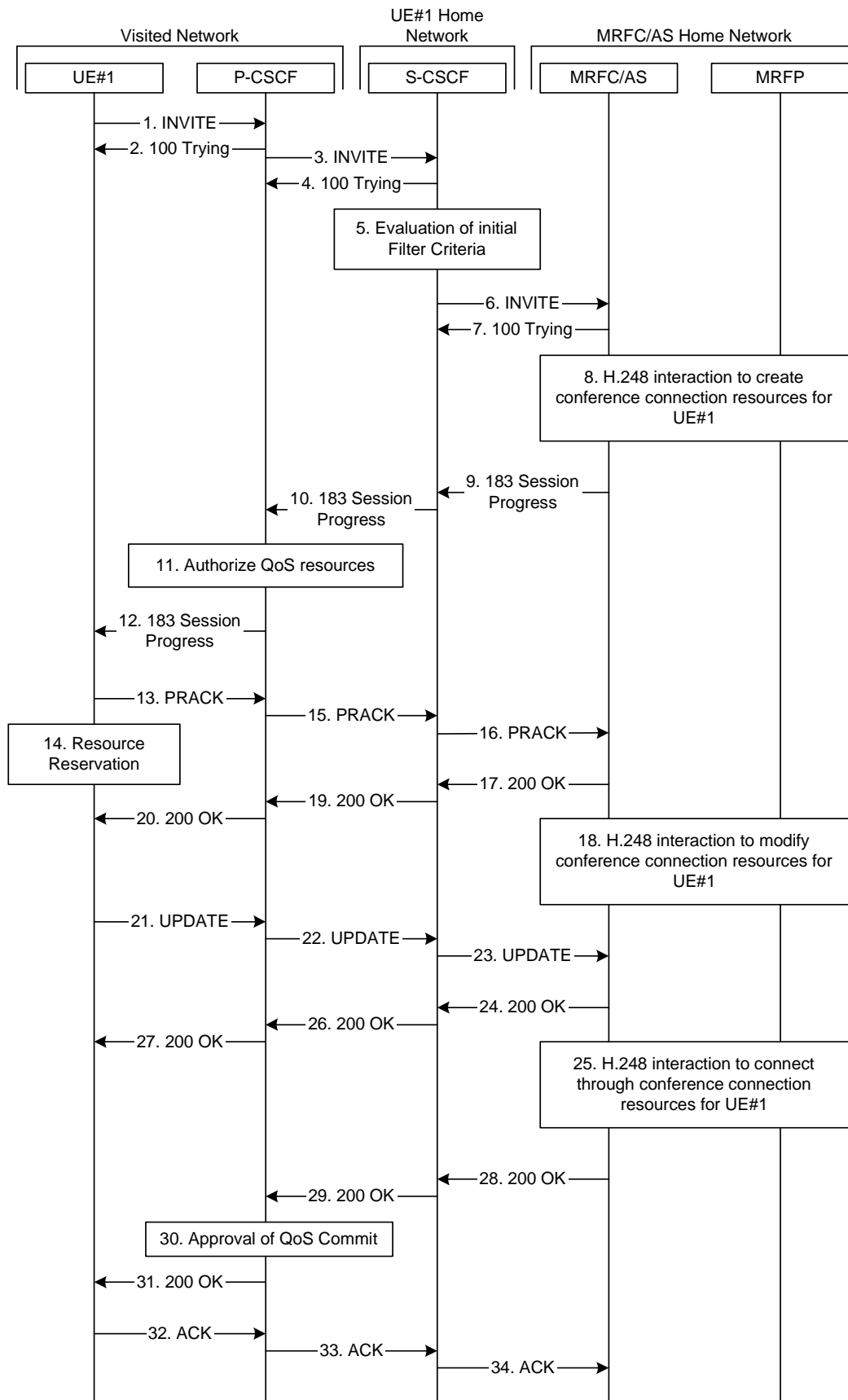


Figure 24: User calling into a conference - MRFC/AS is not located in user's home network - conference URI can be resolved by the originating home network



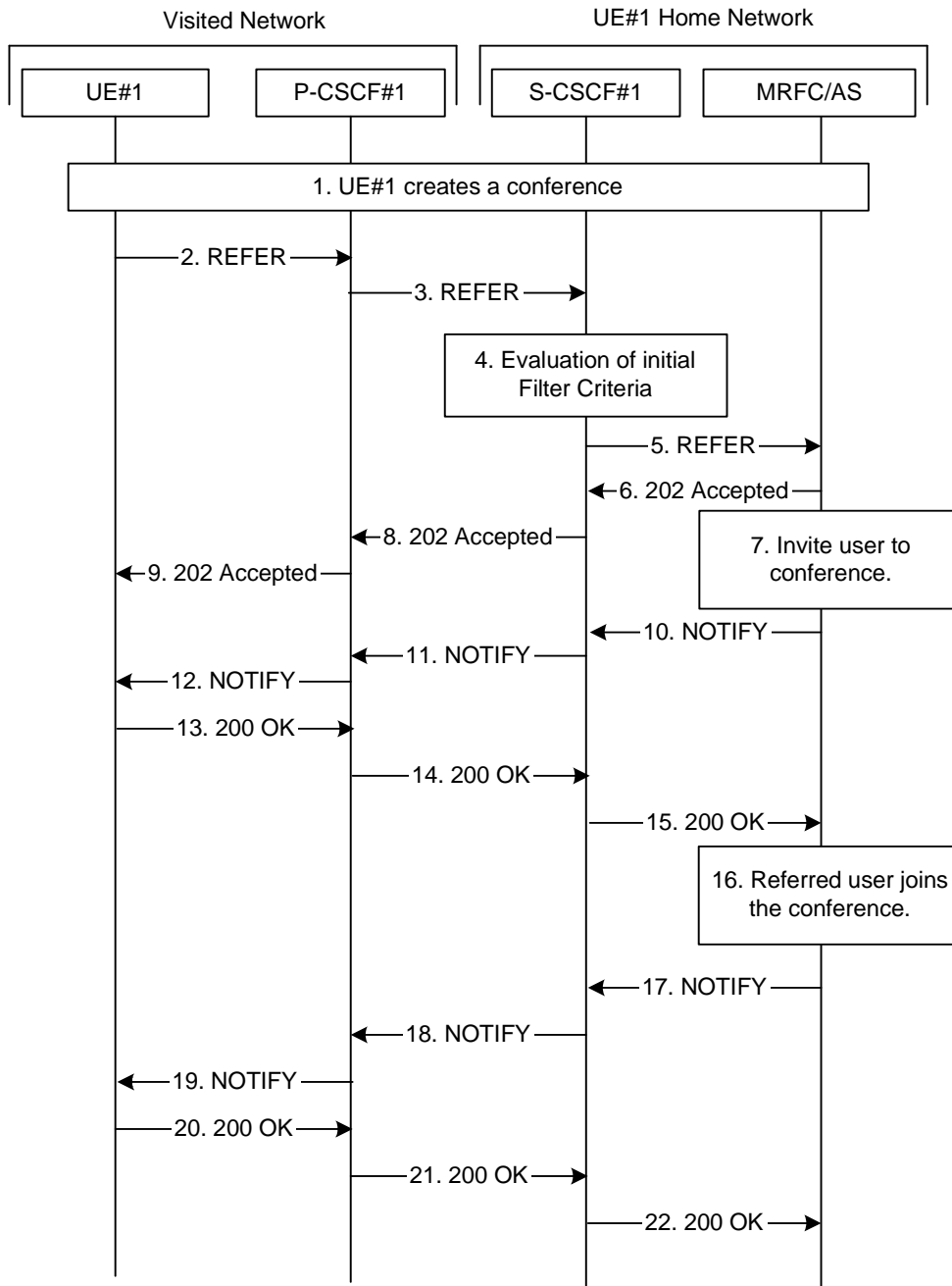


Figure 25: User inviting another user to a conference by sending a REFER request to MRFC/AS

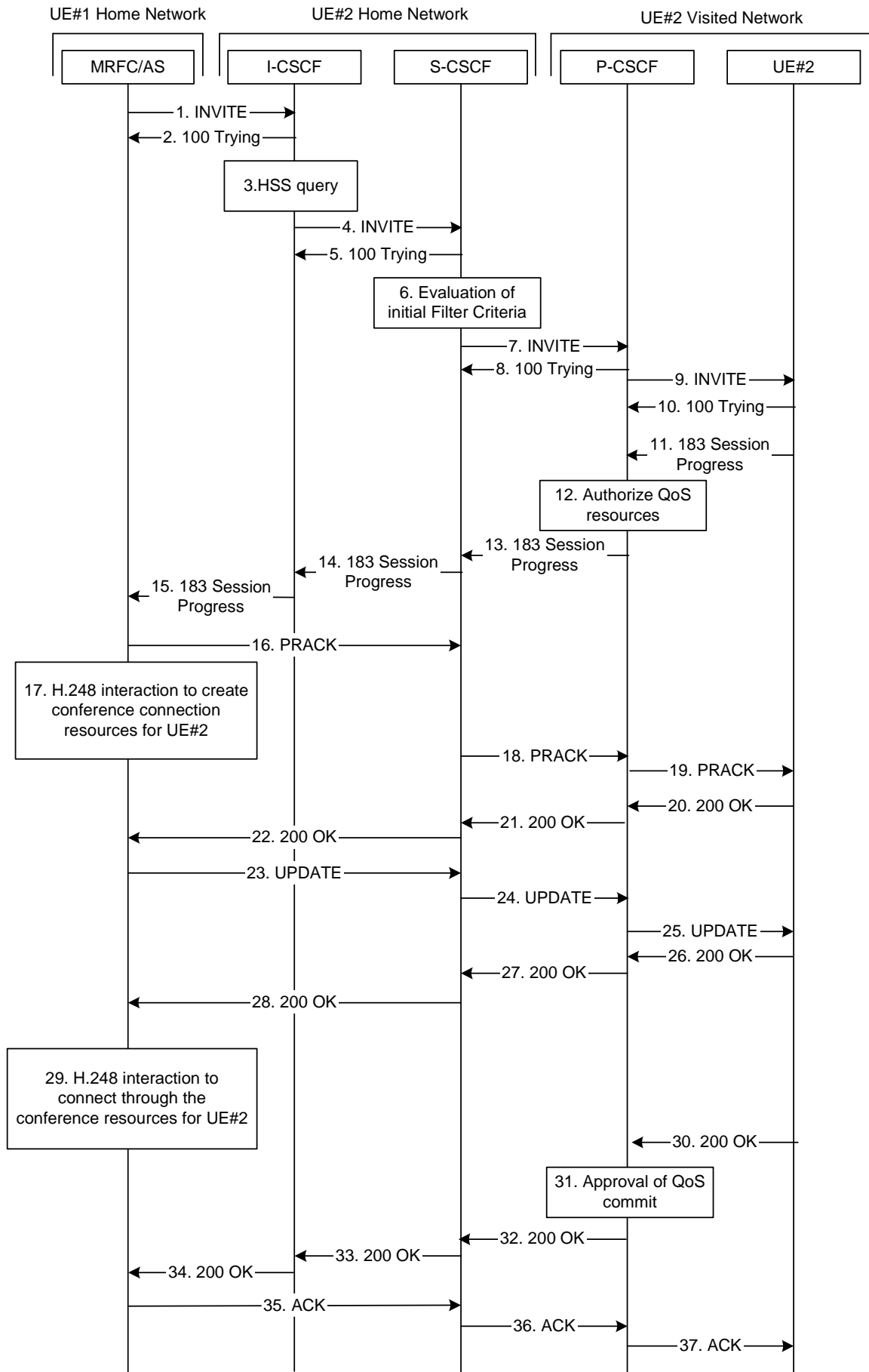


Figure 26: MRFC/AS inviting a user to a conference - MRFC/AS routes directly to I-CSCF

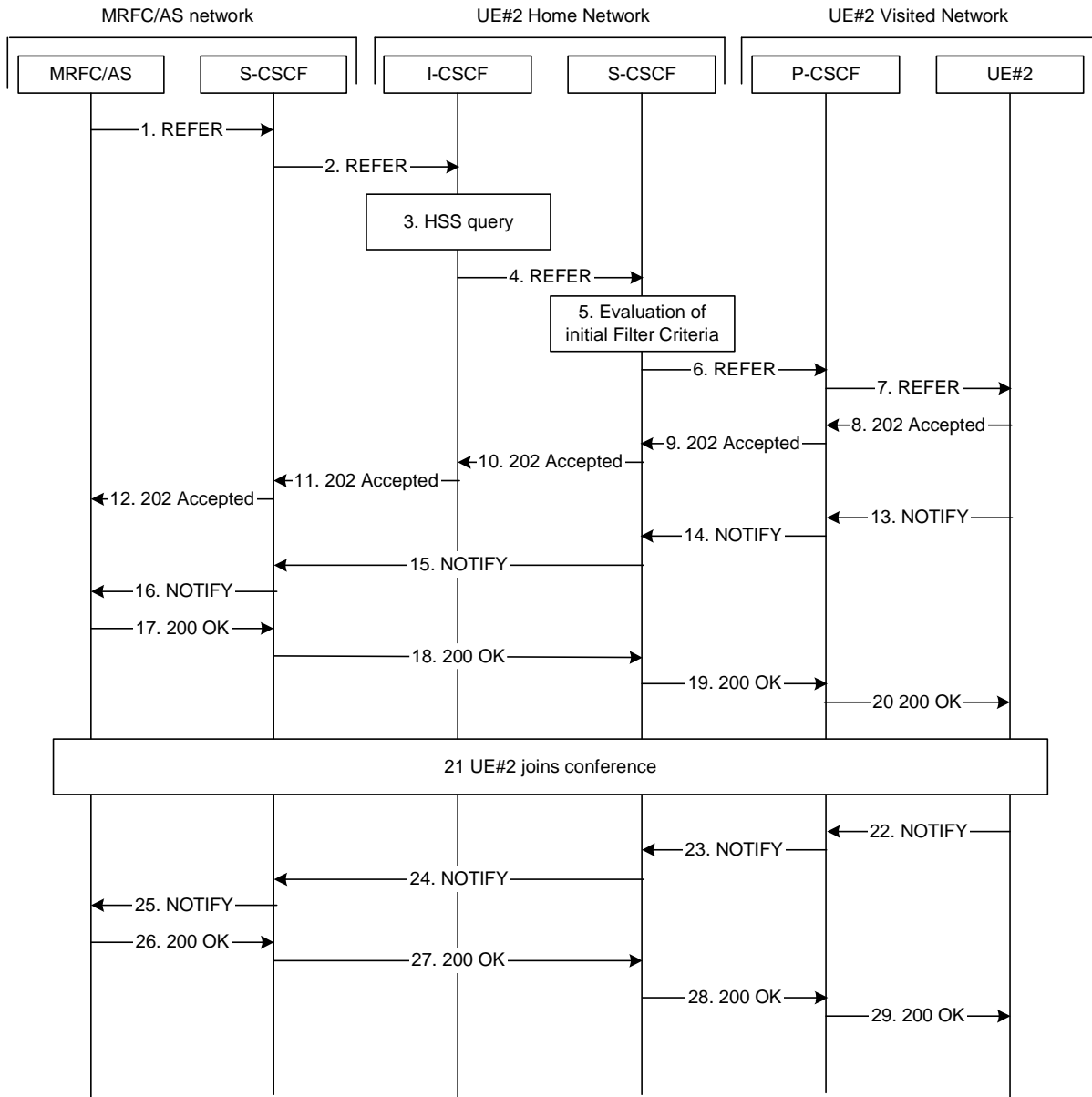
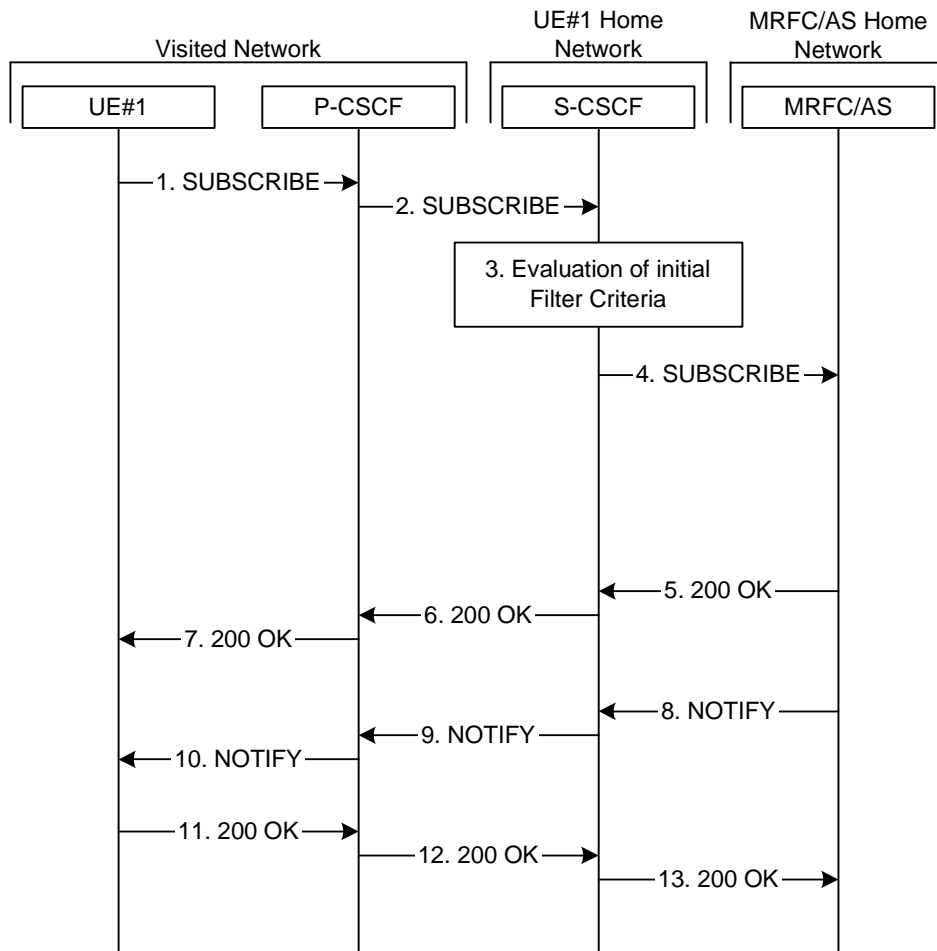


Figure 27: MRFC/AS inviting another user to a conference by sending a REFER request to UE#2



**Figure 28: User subscribing to conference event package - MRFC/AS is not located in user's home network**

#### 4.10.3.2 Attempted creations of conference

- a) This measurement provides the number of attempted creations of conference.
- b) CC.
- c) On receipt by the Conference AS of a SIP\_INVITE message to create the conference (see 3GPP TS 24.147 [24]).
- d) A single integer value.
- e) CONF.AttCreation.
- f) ASFunction.
- g) Valid for packet switched traffic.
- h) IMS.

#### 4.10.3.3 Successful creations of conference

- a) This measurement provides the number of successful creations of conference.
- b) CC.
- c) On transmission by the Conference AS of a SIP\_200\_OK message indicating the conference is successfully created (see 3GPP TS 24.147 [24]).

- d) A single integer value.
- e) CONF.SuccCreation.
- f) ASFunction.
- g) Valid for packet switched traffic.
- h) IMS.

#### 4.10.3.4 Attempted joining of conference

- a) This measurement provides the number of attempted joining of conference.
- b) CC.
- c) On receipt by the Conference AS of a SIP\_INVITE message indicating the requests by the user to join the conference (see 3GPP TS 24.147 [24]).
- d) A single integer value.
- e) CONF.AttJoining.
- f) ASFunction.
- g) Valid for packet switched traffic.
- h) IMS.

#### 4.10.3.5 Successful joining of conference

- a) This measurement provides the number of successful joining of conference.
- b) CC.
- c) On transmission by the Conference AS of a SIP\_200\_OK message indicating the user has successfully joined the conference (see 3GPP TS 24.147 [24]).
- d) A single integer value.
- e) CONF.SuccJoining.
- f) ASFunction.
- g) Valid for packet switched traffic.
- h) IMS.

#### 4.10.3.6 Attempted invitations for another user to join conference

- a) This measurement provides the number of attempted invitations for another user to join conference.
- b) CC.
- c) On transmission by the Conference AS of a SIP\_INVITE message to invite a user to join a conference (see 3GPP TS 24.147 [24]).
- d) A single integer value.
- e) CONF.AttInvitation.
- f) ASFunction.
- g) Valid for packet switched traffic.
- h) IMS.

#### 4.10.3.7 Successful invitations for another user to join conference

- a) This measurement provides the number of successful invitations for another user to join conference.
- b) CC.
- c) On receipt by the Conference AS of a response message (e.g. SIP\_183 or SIP\_200\_OK) indicating the invited user has successfully joined the conference (see 3GPP TS 24.147 [24]), each successful invitation is added to the relevant measurement according to the message type, the possible response message types are identified in 3GPP TS 24.229 [8]. The sum of all supported per message type measurements shall equal the total number of successful invitations. In case only a subset of per message type measurements is supported, a sum subcounter will be provided first.
- d) Each measurement is an integer value. The number of measurements is equal to the number of message types plus a possible sum value identified by the *.sum* suffix.
- e) CONF.SuccInviJoinConf.*type*  
where *type* identifies the message type.

The following subcounters with specific message types are the samples of this measurement:

CONF.SuccInvitation.183 Message type: SIP\_183

CONF.SuccInvitation.200 Message type: SIP\_200\_OK only if the SIP\_183 has not been received for this session.

- f) ASFunction.
- g) Valid for packet switched traffic.
- h) IMS.

#### 4.10.3.8 Attempted subscriptions for the conference event

- a) This measurement provides the number of attempted subscriptions for the conference event.
- b) CC.
- c) On receipt by the Conference AS of SIP\_SUBSCRIBE message initiated by the conference participant (see 3GPP TS 24.147 [24]).
- d) A single integer value.
- e) CONF.AttSubscription
- f) ASFunction.
- g) Valid for packet switched traffic.
- h) IMS.

#### 4.10.3.9 Successful subscriptions for the conference event

- a) This measurement provides the number of successful subscriptions for the conference event.
- b) CC.
- c) On transmission by the AS of a SIP\_200\_OK message indicating the successful subscription for the conference event, corresponding the SIP\_SUBSCRIBE request message initiated by the conference participant (see 3GPP TS 24.147 [24]).
- d) A single integer value.
- e) CONF.SuccSubscription.
- f) ASFunction.
- g) Valid for packet switched traffic.

h) IMS.

#### 4.10.3.10 Number of simultaneous online users (Maximum)

- a) This measurement provides the maximum number of simultaneous online conference users.
- b) SI.
- c) This measurement is obtained by sampling at a pre-defined interval the number of simultaneous online users on the conference and then taking the maximum.
- d) A single integer value.
- e) CONF.OnlineUserMax.
- f) ASFunction.
- g) Valid for packet switched traffic.
- h) IMS.

#### 4.10.3.11 Number of simultaneous online conferences (Maximum)

- a) This measurement provides the maximum number of simultaneous online conferences.
- b) SI.
- c) This measurement is obtained by sampling at a pre-defined interval the number of simultaneous online conferences and then taking the maximum.
- d) A single integer value.
- e) CONF.OnlineConfMax.
- f) ASFunction.
- g) Valid for packet switched traffic.
- h) IMS.

#### 4.10.3.12 Number of simultaneous online users (Mean)

- a) This measurement provides the mean number of simultaneous online users.
- b) SI.
- c) This measurement is obtained by sampling at a pre-defined interval the number of simultaneous online users on the conference and then taking the arithmetic mean.
- d) A single integer value.
- e) CONF.OnlineUserMean.
- f) ASFunction.
- g) Valid for packet switched traffic.
- h) IMS.

#### 4.10.3.13 Number of simultaneous online conferences (Mean)

- a) This measurement provides the mean number of simultaneous online conferences.
- b) SI.

- c) This measurement is obtained by sampling at a pre-defined interval the number of simultaneous online conferences and then taking the arithmetic mean.
- d) A single integer value.
- e) CONF.OnlineConfMean.
- f) ASFunction.
- g) Valid for packet switched traffic.
- h) IMS.



## 4.10.4 Presence service related measurements

### 4.10.4.1 Number of simultaneous online watchers (Maximum)

- a) This measurement provides the maximum number of simultaneous online watchers at the presence enabler/AS.
- b) SI.
- c) This measurement is obtained by sampling at a pre-defined interval the number of simultaneous online watchers which have been registered and then taking the maximum.
- d) A single integer value.
- e) PRES.OnlineWatcherMax.
- f) ASFunction.
- g) Valid for packet switched traffic.
- h) IMS.

### 4.10.4.2 Number of simultaneous online presentities (Maximum)

- a) This measurement provides the maximum number of simultaneous online presentities in the presence enabler/AS.
- b) SI.
- c) This measurement is obtained by sampling at a pre-defined interval the number of simultaneous online presentities which have been registered and then taking the maximum.
- d) A single integer value.
- e) PRES.OnlinePresentityMax.
- f) ASFunction.
- g) Valid for packet switched traffic.
- h) IMS.

### 4.10.4.3 Number of simultaneous online watchers (Mean)

- a) This measurement provides the number of mean number of simultaneous online watchers in the presence enabler/AS.
- b) SI.
- c) This measurement is obtained by sampling at a pre-defined interval the number of simultaneous online watchers which have been registered and then taking the arithmetic mean.
- d) A single integer value.
- e) PRES.MeanOnlineWatcher.
- f) ASFunction.
- g) Valid for packet switched traffic.
- h) IMS.

#### 4.10.4.4 Number of simultaneous online presentities (Mean)

- a) This measurement provides the number of mean number of simultaneous online presentities in the presence enabler/AS.
- b) SI.
- c) This measurement is obtained by sampling at a pre-defined interval the number of simultaneous online presentities which have been registered and then taking the arithmetic mean.
- d) A single integer value.
- e) PRES.MeanOnlinePresentity.
- f) ASFunction.
- g) Valid for packet switched traffic.
- h) IMS.

#### 4.10.4.5 Attempted subscriptions for presence

- a) This measurement provides the number of attempted subscriptions received by the presence enabler/AS.
- b) CC.
- c) On receipt by the AS (presence enabler) of a SIP\_SUBSCRIBE message (see 3GPP TS 23.141[25]).
- d) A single integer value.
- e) PRES.AttSubscribe.
- f) ASFunction.
- g) Valid for packet switched traffic.
- h) IMS.

#### 4.10.4.6 Successful subscriptions for presence

- a) This measurement provides the number of successful subscriptions at the presence enabler/AS.
- b) CC.
- c) On transmission by the AS (presence enabler) of a response message (e.g. SIP\_200\_OK or SIP\_202\_Accepted) for the subscription request from the IM CN (See 3GPP TS 23.141 [25]), each successful subscription is added to the relevant measurement according to the message type, the possible response message types are identified in 3GPP TS 24.229 [8]. The sum of all supported per message type measurements shall equal the total number of successful subscriptions. In case only a subset of per message type measurements is supported, a sum subcounter will be provided first.
- d) Each measurement is an integer value. The number of measurements is equal to the number of message types plus a possible sum value identified by the *.sum* suffix.
- e) PRES.SuccSubscribe. *type*  
where *type* identifies the message type.

The following subcounters with specific message types are the samples of this measurement:

SC.SuccSession.200    Message type: SIP\_200\_OK

SC.SuccSession.202    Message type: SIP\_202 only if the SIP\_200\_OK has not been sent for this session.

- f) ASFunction.
- g) Valid for packet switched traffic.
- h) IMS.

#### 4.10.4.7 Attempted notifications for presence

- a) This measurement provides the number of attempted notifications sent by the presence enabler/AS.
- b) CC.
- c) On transmission by the AS (presence enabler) of a SIP\_NOTIFY message to the IM CN (see 3GPP TS 23.141 [25]).
- d) A single integer value.
- e) PRES.AttNotify.
- f) ASFunction.
- g) Valid for packet switched traffic.
- h) IMS.

#### 4.10.4.8 Successful notifications for presence

- a) This measurement provides the number of successful notifications sent by the presence enabler/AS.
- b) CC.
- c) On receipt by the AS (presence enabler) of a SIP\_200\_OK message indicating the successful notification corresponding to the SIP\_NOTIFY message sent by the AS (see 3GPP TS 23.141 [25]).
- d) A single integer value.
- e) PRES.SuccNotify.
- f) ASFunction.
- g) Valid for packet switched traffic.
- h) IMS.

#### 4.10.4.9 Attempted publications for presence

- a) This measurement provides the number of attempted publications received by the presence enabler/AS.
- b) CC.
- c) On receipt by the AS (presence enabler) of a SIP\_PUBLISH message (see 3GPP TS 23.141 [25]).
- d) A single integer value.
- e) PRES.AttPublish.
- f) ASFunction.
- g) Valid for packet switched traffic.
- h) IMS.

#### 4.10.4.10 Successful publications for presence

- a) This measurement provides the number of successful publications at the presence enabler/AS.
- b) CC.
- c) On transmission by the AS (presence enabler) of a SIP\_200\_OK message indicating the successful publication, corresponding to received SIP\_PUBLISH message (see 3GPP TS 23.141 [25]).
- d) A single integer value.

- e) PRES.SuccPub.
- f) ASFunction.
- g) Valid for packet switched traffic.
- h) IMS.

## 4.10.5 PoC service related measurements

### 4.10.5.1 Attempted creations of PoC session

- a) This measurement provides the number of attempted creations of PoC session.
- b) CC.
- c) On receipt by the PoC AS of SIP\_INVITE message for creation of PoC session (see 3GPP TR 23.979 [26]).
- d) A single integer value.
- e) PoC.AttCreation.
- f) ASFunction.
- g) Valid for packet switched traffic.
- h) IMS.

### 4.10.5.2 Successful creations of PoC session

- a) This measurement provides the number of successful creation of PoC session.
- b) CC.
- c) On transmission by the PoC AS of a SIP\_200\_OK message indicating the PoC session is successfully created (see 3GPP TR 23.979 [26]).
- d) A single integer value.
- e) PoC.SuccCreation.
- f) ASFunction.
- g) Valid for packet switched traffic.
- h) IMS.

### 4.10.5.3 Attempted joining of PoC session

- a) This measurement provides the number of attempted joining PoC session requests which means that the user calls into the PoC session.
- b) CC.
- c) On receipt by the PoC AS of PoC session SIP\_INVITE message indicating the requests by the user to join the PoC session (see 3GPP TR 23.979 [26]).
- d) A single integer value.
- e) PoC.AttJoining.
- f) ASFunction.
- g) Valid for packet switched traffic.
- h) IMS.

### 4.10.5.4 Successful joining of PoC session

- a) This measurement provides the number of successful joining of PoC session.
- b) CC.

- c) On transmission by the PoC AS of a SIP\_200\_OK message indicating the user has successfully joined the PoC session (see 3GPP TR 23.979 [26]).
- d) A single integer value.
- e) PoC.SuccJoining.
- f) ASFunction.
- g) Valid for packet switched traffic.
- h) IMS.

#### 4.10.5.5 Attempted invitations for another user to join PoC session

- a) This measurement provides the number of attempted invitations for another user to join PoC session.
- b) CC.
- c) On transmission by the PoC AS of a SIP\_INVITE message to invite a user to join a PoC session (see 3GPP TR 23.979 [26]).
- d) A single integer value.
- e) PoC.AttInvitation.
- f) ASFunction.
- g) Valid for packet switched traffic.
- h) IMS.

#### 4.10.5.6 Successful invitations for another user to join PoC session

- a) This measurement provides the number of successful invitations for another user to join PoC session.
- b) CC.
- c) On receipt by the PoC AS of a SIP\_200\_OK message indicating the invited user has successfully joined the PoC session (see 3GPP TR 23.979 [26]).
- d) A single integer value.
- e) PoC.SuccInvitation.
- f) ASFunction.
- g) Valid for packet switched traffic.
- h) IMS.

#### 4.10.5.7 Number of simultaneous online users (Maximum)

- a) This measurement provides the maximum number of simultaneous online PoC users.
- b) SI.
- c) This measurement is obtained by sampling at a pre-defined interval the number of simultaneous online users that have been joined and then taking the maximum.
- d) A single integer value.
- e) PoC.OnlineUserMax.
- f) ASFunction.

- g) Valid for packet switched traffic.
- h) IMS.

#### 4.10.5.8 Number of simultaneous online PoC session (Maximum)

- a) This measurement provides the maximum number of simultaneous online PoC sessions.
- b) SI.
- c) This measurement is obtained by sampling at a pre-defined interval the number of simultaneous online PoC sessions and then taking the maximum.
- d) A single integer value.
- e) PoC.OnlineSessionMax.
- f) ASFunction.
- g) Valid for packet switched traffic.
- h) IMS.

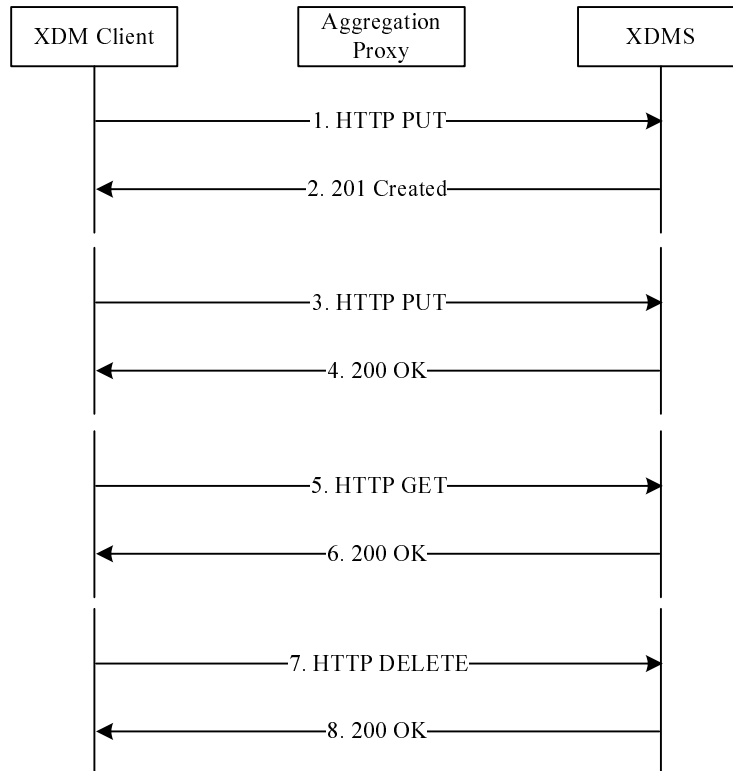
## 4.10.6 Measurements related to XDM Enabler

### 4.10.6.1 XCAP operation related measurements

#### 4.10.6.1.1 Overview

The performance measurements defined in this subclause are related to the XCAP operation request from the XDMS for document manipulation (e.g. retrieving/adding/deleting elements/attributes, etc.) stored in XDMS. See "XML Document Management (XDM) Specification", OMA-TS-XDM\_Core-V1\_0 [27].

The procedures are shown in figure 29.



**Figure 29: XCAP operation request procedures**

#### 4.10.6.1.2 Attempted HTTP PUT procedures

- This measurement provides the number of attempted HTTP PUT procedures.
- CC.
- On receipt by the XDMS of a HTTP\_PUT request from the aggregation proxy (see OMA-TS-XDM\_Core-V1\_0 [27]).
- A single integer value.
- XDM.AttHttpPut.
- ASFunction.
- Valid for packet switched traffic.
- IMS.



#### 4.10.6.1.3 Successful HTTP PUT procedures

- a) This measurement provides the number of successful HTTP PUT procedures.
- b) CC.
- c) On transmission by the XDMS of a response message (e.g. HTTP\_200\_OK) indicating a successful HTTP PUT procedure, each successful HTTP PUT procedure is added to the relevant measurement according to the message type, the possible response message types are identified in 3GPP TS 24.229 [8]. The sum of all supported per message type measurements shall equal the total number of successful HTTP PUT procedures. In case only a subset of per message type measurements is supported, a sum subcounter will be provided first.
- d) Each measurement is an integer value. The number of measurements is equal to the number of message types plus a possible sum value identified by the *.sum* suffix.
- e) XDM.SuccHttpPut.*type*  
where *type* identifies the message type.

The following subcounters with specific message types are the samples of this measurement:

XDM.SuccHttpPut.200      Message type: SIP\_200\_OK.

- f) ASFunction.
- g) Valid for packet switched traffic.
- h) IMS.

#### 4.10.6.1.4 Attempted HTTP GET procedures

- a) This measurement provides the number of attempted HTTP GET procedures.
- b) CC.
- c) On receipt by the XDMS of a HTTP\_GET request from the aggregation proxy (See OMA-TS-XDM\_Core-V1\_0 [27]).
- d) A single integer value.
- e) XDM.AttHttpGet.
- f) ASFunction.
- g) Valid for packet switched traffic.
- h) IMS.

#### 4.10.6.1.5 Successful HTTP GET procedures

- a) This measurement provides the number of successful HTTP GET procedures.
- b) CC.
- c) On transmission by the XDMS of a response message (e.g. HTTP\_200\_OK) indicating a successful HTTP GET procedure, each successful HTTP GET procedure is added to the relevant measurement according to the message type, the possible response message types are identified in 3GPP TS 24.229 [8]. The sum of all supported per message type measurements shall equal the total number of successful HTTP GET procedures. In case only a subset of per message type measurements is supported, a sum subcounter will be provided first.
- d) Each measurement is an integer value. The number of measurements is equal to the number of message types plus a possible sum value identified by the *.sum* suffix.
- e) XDM.SuccHttpGet.*type*  
where *type* identifies the message type.

The following subcounters with specific message types are the samples of this measurement:

XDM.SuccHttpGet.200      Message type: SIP\_200\_OK.

- f) ASFunction.
- g) Valid for packet switched traffic.
- h) IMS.

#### 4.10.6.1.6 Attempted HTTP DELETE procedures

- a) This measurement provides the number of attempted HTTP DELETE procedures.
- b) CC.
- c) On receipt by the XDMS of a HTTP\_DELETE request from the aggregation proxy (see OMA-TS-XDM\_Core-V1\_0 [27]).
- d) A single integer value.
- e) XDM.AttHttpDel.
- f) ASFunction.
- g) Valid for packet switched traffic.
- h) IMS.

#### 4.10.6.1.7 Successful HTTP DELETE procedures

- a) This measurement provides the number of successful HTTP DELETE procedures.
- b) CC.
- c) On transmission by the XDMS of a response message (e.g. HTTP\_200\_OK) indicating a successful HTTP DELETE procedure, each successful HTTP DELETE procedure is added to the relevant measurement according to the message type, the possible response message types are identified in 3GPP TS 24.229 [8]. The sum of all supported per message type measurements shall equal the total number of successful HTTP DELETE procedures. In case only a subset of per message type measurements is supported, a sum subcounter will be provided first.
- d) Each measurement is an integer value. The number of measurements is equal to the number of message types plus a possible sum value identified by the *.sum* suffix.
- e) XDM.SuccHttpDel.*type*  
where *type* identifies the message type.

The following subcounters with specific message types are the samples of this measurement:  
XDM.SuccHttpDel.200    Message type: SIP\_200\_OK.

- f) ASFunction.
- g) Valid for packet switched traffic.
- h) IMS.

#### 4.10.6.2 SIP related measurements

##### 4.10.6.2.1 Overview

The performance measurements defined in this subclause are related to SIP procedures for subscribing and notifying the changes in the XML documents stored in the XDMS. See "XML Document Management (XDM) Specification", OMA-TS-XDM\_Core-V1\_0 [27].

The procedures are shown in figure 30.

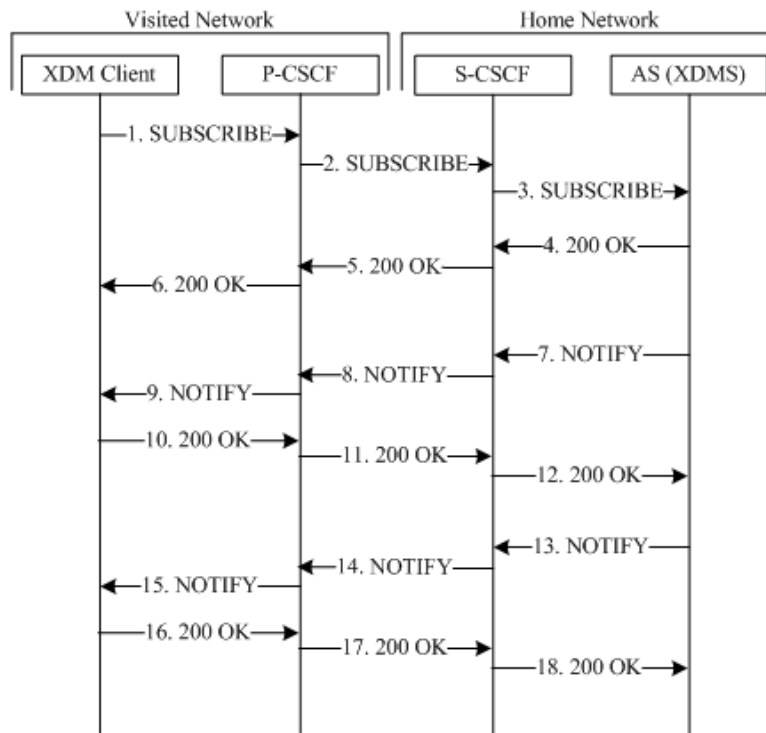


Figure 30: XDM Client subscribes to changes in XDMS Procedures

#### 4.10.6.2.2 Attempted Subscription procedures

- a) This measurement provides the number of attempted subscription procedures.
- b) CC.
- c) On receipt by the XDMS of a SIP\_SUBSCRIBE message (See OMA-TS-XDM\_Core-V1\_0 [27]).
- d) A single integer value.
- e) XDM.AttSubscribe.
- f) ASFunction.
- g) Valid for packet switched traffic.
- h) IMS.

#### 4.10.6.2.3 Successful Subscription procedures

- a) This measurement provides the number of successful subscription procedures.
- b) CC.
- c) On transmission by the XDMS of a response SIP\_200\_OK message indicating a successful subscription procedure (see OMA-TS-XDM\_Core-V1\_0 [27]).
- d) A single integer value.
- e) XDM.SuccSubscribe.
- f) ASFunction.
- g) Valid for packet switched traffic.
- h) IMS.

#### 4.10.6.2.4 Attempted Notification procedures

- a) This measurement provides the number of attempted notification procedures.
- b) CC.
- c) On sending by the XDMS of a SIP\_NOTIFY message (see OMA-TS-XDM\_Core-V1\_0 [27]).
- d) A single integer value.
- e) XDM.AttNotify.
- f) ASFunction.
- g) Valid for packet switched traffic.
- h) IMS.

#### 4.10.6.2.5 Successful Notification procedures

- a) This measurement provides the number of successful notification procedures.
- b) CC.
- c) On receipt by the XDMS of a response SIP\_200\_OK message indicating the successful XDMS originated notification procedures.
- d) A single integer value.
- e) XDM.SuccNotify.
- f) ASFunction.
- g) Valid for packet switched traffic.
- h) IMS.

### 4.10.7 IMS supplementary services related measurements

#### 4.10.7.1 Communication Diversion (CDIV) service establishments

##### 4.10.7.1.1 Attempted Communication Diversion (CDIV) service procedure

- a) This measurement provides the number of attempted Communication Diversion (CDIV) service procedure.
- b) CC.
- c) On receipt by the AS of a SIP\_INVITE message to create the Communication Diversion (CDIV) service (see 3GPP TS 24.604 [36]).
- d) Each measurement is an integer value. The number of measurements is equal to the number of services plus a possible sum value identified by the *.sum* suffix.
- e) The measurement name has the form *SC.AttCdiv.Subservice* where *Subservice* identifies the specific service. The following subcounters with specific services (see 3GPP TS 24.604 [36]) are required:
  - SC.AttCdiv.Cfu                      Communication Forwarding Unconditional (CFU) service;
  - SC.AttCdiv.Cfb                      Communication Forwarding on Busy user (CFB) service;
  - SC.AttCdiv.Cfnr                      Communication Forwarding on no Reply (CFNR) service;
  - SC.AttCdiv.Cfnrc                      Communication Forwarding on Subscriber Not Reachable (CFNRc) service;

- f) ASFunction.
- g) Valid for packet switched traffic.
- h) IMS.

#### 4.10.7.1.2 Successful Communication Diversion (CDIV) service procedure

- a) This measurement provides the number of successful Communication Diversion (CDIV) service procedure.
- b) CC.
- c) On transmission by the AS of a SIP\_200\_OK message indicating the Communication Diversion (CDIV) service is successfully created (see 3GPP TS 24.604 [36]).
- d) Each measurement is an integer value. The number of measurements is equal to the number of services plus a possible sum value identified by the *.sum* suffix.
- e) The measurement name has the form *SC.SuccCdiv.Subservice* where *Subservice* identifies the specific service. The following subcounters with specific services (see 3GPP TS 24.604 [36]) are required:
  - SC.SuccCdiv.Cfu                      Communication Forwarding Unconditional (CFU) service;
  - SC.SuccCdiv.Cfb                      Communication Forwarding on Busy user (CFB) service;
  - SC.SuccCdiv.Cfnr                      Communication Forwarding on no Reply (CFNR) service;
  - SC.SuccCdiv.Cfnrc                      Communication Forwarding on Subscriber Not Reachable (CFNRc) service;
- f) ASFunction.
- g) Valid for packet switched traffic.
- h) IMS.

#### 4.10.7.2 Originating Identification Presentation (OIP) service establishments

##### 4.10.7.2.1 Attempted Originating Identification Presentation (OIP) procedure

- a) This measurement provides the number of attempted Originating Identification Presentation (OIP) service procedure.
- b) CC.
- c) On receipt by the AS of a SIP\_INVITE message to create the Originating Identification Presentation (OIP) service (see 3GPP TS 24.607 [37]).
- d) A single integer value.
- e) SC.AttOip.
- f) ASFunction.
- g) Valid for packet switched traffic.
- h) IMS.

##### 4.10.7.2.2 Successful Originating Identification Presentation (OIP) procedure

- a) This measurement provides the number of successful Originating Identification Presentation (OIP) service procedure.

- b) CC.
- c) On transmission by the AS of a SIP\_200\_OK message indicating the Originating Identification Presentation (OIP) service is successfully created (see 3GPP TS 24.607 [37]).
- d) A single integer value.
- e) SC.SuccOip.
- f) ASFunction.
- g) Valid for packet switched traffic.
- h) IMS.

## 4.11 Measurements related to IBCF

**Editor's note:** IBCFFunction used in following text is a subject for further study of IMS NRM modelling for R8 requirements and will align with IMS NRM defined in 3GPP TS 32.732 [30].

### 4.11.1 Attempted session establishments from users of other network domains

- a) This measurement provides the number of attempted session establishments originated from the users (regardless of whether the user is roaming or not) who are belonging to other network domains at the IBCF in the terminating network. The measurement is split into subcounters per network domain.
- b) CC.
- c) On receipt by the IBCF of a SIP\_INVITE message, and the calling party is belonging to other network domains (i.e. the domain name information of the calling party retrieved from the SIP\_INVITE message is different from the domain of this IBCF). Each session whose calling party recognized by the IBCF as belonging to a given network domain is added to the relevant per network domain measurement. The sum of all supported per network domain measurements shall equal the total number of attempted session establishments from users of other network domains. In case only a subset of per network measurements is supported, a sum subcounter will be provided first (see 3GPP TS 23.228 [7]).
- d) Each measurement is an integer value. The number of measurements is equal to the number of network domain plus a possible sum value identified by the *.sum* suffix.
- e) The measurement name has the form *IDS.AttSessionFromOtherNtwkDmn.Domain* where *Domain* identifies the network domain, and it is in the format of the domain name information in the SIP messages.
- f) IBCFFunction.
- g) Valid for packet switched traffic.
- h) IMS.

### 4.11.2 403 (Forbidden) generated for sessions from users of other network domains

- a) This measurement provides the number of SIP\_403 (Forbidden) response messages at the IBCF in the terminating network generated for the sessions from users of other network domains. The measurement is split into subcounters per network domain.
- b) CC.
- c) On transmission by the IBCF of SIP\_403 message corresponding to the SIP\_INVITE message of which the calling party is belonging to other network domains received by the IBCF. Each SIP\_403 message generated by the IBCF for the session whose calling party is belonging to a given network domain is added to the relevant per network domain measurement. The sum of all supported per network domain measurements shall equal the total number of 403 (Forbidden) generated for sessions from users of other network domains. In case only a subset of per network measurements is supported, a sum subcounter will be provided first (see 3GPP TS 23.228 [7]).

- d) Each measurement is an integer value. The number of measurements is equal to the number of network domain plus a possible sum value identified by the *.sum* suffix.
- e) The measurement name has the form *IDS.403SessionFromOtherNtwkDmn.Domain* where *Domain* identifies the network domain, and it is in the format of the domain name information in the SIP messages.
- f) IBCFFunction.
- g) Valid for packet switched traffic.
- h) IMS.

#### 4.11.3 Attempted session establishments to users of other network domains

- a) This measurement provides the number of attempted session establishments towards users (regardless of whether the user is roaming or not) who are belonging to other network domains at the IBCF in the originating network. The measurement is split into subcounters per network domain.
- b) CC.
- c) On transmission by the IBCF of a SIP\_INVITE messages, and the called party is belonging to other network domains (i.e. the domain name information of the called party retrieved from the SIP\_INVITE message is different from the domain of this IBCF). Each session whose called party recognized by the IBCF as belonging to a given network domain is added to the relevant per network domain measurement. The sum of all supported per network measurements shall equal the total number of attempted session establishments to users of other network domains. In case only a subset of per network measurements is supported, a sum subcounter will be provided first (see 3GPP TS 23.228 [7]).
- d) Each measurement is an integer value. The number of measurements is equal to the number of network domain plus a possible sum value identified by the *.sum* suffix.
- e) The measurement name has the form *IDS.AttSessionToOtherNtwkDmn.Domain* where *Domain* identifies the network domain, and it is in the format of the domain name information in the SIP messages.
- f) IBCFFunction.
- g) Valid for packet switched traffic.
- h) IMS.

#### 4.11.4 403 (Forbidden) received for sessions to users of other network domains

- a) This measurement provides the number of SIP\_403 (Forbidden) response messages received for sessions to users of other network domains at the IBCF in the originating network. The measurement is split into subcounters per network domain.
- b) CC.
- c) On receipt by the IBCF of SIP\_403 message corresponding to the SIP\_INVITE message of which the called party is belonging to other network domains transmitted by the IBCF. Each SIP\_403 message received by the IBCF for the session whose called party is belonging to a given network domain is added to the relevant per network domain measurement. The sum of all supported per network domain measurements shall equal the total number of 403 (Forbidden) received for sessions to users of other network domains. In case only a subset of per network measurements is supported, a sum subcounter will be provided first (see 3GPP TS 23.228 [7]).
- d) Each measurement is an integer value. The number of measurements is equal to the number of network domain plus a possible sum value identified by the *.sum* suffix.
- e) The measurement name has the form *IDS.403SessionToOtherNtwkDmn.Domain* where *Domain* identifies the network domain, and it is in the format of the domain name information in the SIP messages.
- f) IBCFFunction

- g) Valid for packet switched traffic.
- h) IMS.
- i)



---

## 5 Equipment related measurements

The measurements defined in this subclause are related to the equipment aspect performance. The measurements defined in the following subclauses are common for all of the equipments in IMS and shall be applied to all of the network elements in IMS.

### 5.1 Processor usage

#### 5.1.1 Mean processor usage

- a) This measurement provides the mean usage of each key processor during the granularity period. Each equipment may have more than one key processors, the measurement is split into subcounters per key processor.
- b) SI.
- c) This measurement is obtained by sampling at a pre-defined interval the usage of the processor and then taking the arithmetic mean for each key processor.
- d) Each measurement is an integer value (Unit: %).
- e) The measurement name has the form EQPT.MeanProcessorUsage.*ProcessorID* where *ProcessorID* identifies the key processor of this equipment, the format of *ProcessorID* is vendor specific.
- f) ManagedElement.
- g) Valid for circuit switched and packet switched traffic.
- h) IMS.

#### 5.1.2 Peak processor usage

- a) This measurement provides the peak usage of each key processor during the granularity period. Each equipment may have more than one key processors, the measurement is split into subcounters per key processor.
- b) SI.
- c) This measurement is obtained by sampling at a pre-defined interval the usage of the processor and then taking the maximum for each key processor.
- d) Each measurement is an integer value (Unit: %).
- e) The measurement name has the form EQPT.PeakProcessorUsage.*ProcessorID* where *ProcessorID* identifies the key processor of this equipment, the format of *ProcessorID* is vendor specific.
- f) ManagedElement.
- g) Valid for circuit switched and packet switched traffic.
- h) IMS.

---

## Annex A (normative): Use cases for performance measurements definition

The present Annex provides the concrete use cases for the IMS performance measurements defined in the present specification.

---

### A.1 Use case of Immediate Messaging procedure related measurements at CSCF

IMS users shall be able to exchange immediate messages with each other by using the Immediate Messaging procedure. CSCF may delivery successfully the immediate messages, also may refuse the immediate messages or respond to the sender with fail indications. If the Immediate Messaging procedure at CSCF is fail, the users' subjective feel to the network will be bad. So it is necessary to define Immediate Messaging procedure related measurements for operator to evaluate the rate of success and failure at CSCF in IMS network.

---

### A.2 Use case of IP-CAN Session Establishment related measurements

IP-CAN session is a main procedure in policy and charging control architecture (see 3GPP TS 29.213 [33]). If IP-CAN session establishment is failed, it means that PCEF cannot get PCC rules from PCRF and PCEF shall reject the attempt for UE-initiated resource request. So it is necessary to define IP-CAN session establishment related measurements to monitor or evaluate session performance of PCC procedures.

---

### A.3 Use case of emergency session related measurements

Emergency session function is an important function at P-CSCF. The emergency session related measurements can help operator to evaluate the emergency session processing capacity of IMS network entity, analyze the establishment failure reasons of emergency session and solve the problems. The emergency session establishment procedure may not comply with the eme emergency configuration policy, and these measurements can be used to check the effectiveness of the policy.

---

### A.4 Use case of CDIV service related measurements

The Communications Diversion (CDIV) service is an important supplementary service. It can divert user to another destination in the communication. The CDIV services mainly include Communication Forwarding Unconditional (CFU), Communication Forwarding on Busy user (CFB), Communication Forwarding on no Reply (CFNR) and Communication Forwarding on Subscriber Not Reachable (CFNRc). The Communications Diversion (CDIV) service related measurements at AS can reflect the performance of the CDIV service processing and the status of user using the CDIV service.

---

### A.5 Use case of OIP and OIR service related measurements

The Originating Identification Presentation (OIP) is an important supplementary service. It provides the terminating user with the possibility of receiving the identity information to identify the originating user. The OIP service related measurements at AS can reflect the performance of the OIP service processing and the status of user using the OIP service.

---

## A.6 Use case of successful session establishments of inter-network domains

When inter-network domain calling occurred, not only the number of attempted session establishment but also successful session establishment is essential. If the successful session has not been established, it means that the attempt for inter-network calling has been rejected. This measurement can be used to calculate the rate of successful session, it will reflect the connectivity status of both network of inter-network domain calling, and also can influence the feeling of users directly. So it is necessary to define successful session establishments to monitor or evaluate session performance of inter-network calling.

---

## A.7 Use case of Gateway Control Session Establishment related measurements

Gateway Control session is a main procedure in policy and charging control architecture (see 3GPP TS 29.213 [33]). If Gateway Control session establishment is failed, it means that BBERF cannot get PCC rules from PCRF and BBERF shall reject the attempt for UE-initiated resource request, the whole procedure will terminate. So it is necessary to define Gateway Control session establishment related measurements to evaluate session performance of PCC procedures and help the trouble shooting.

Annex B (informative):  
Void

---

## Annex C (informative): Use case of successful session establishment mean time

The establishment mean time of successful session can reflect the response speed which is an important aspect of IMS response ability. It can be used to evaluate the users' subjective feeling, and if the time is too long, naturally the users will feel they are having a poor network.

---

## Annex D (informative): Use case of Number of 200 OK (Successful) messages for the roamers

The number of successful initial registrations of roamers can be a valuable reference to decide whether the network expansion or network configuration adjustment is needed. This measurement can also be used to evaluate the user requirements more accurately, and then the operator can customize the appropriate value added services according to the user requirements of different IMS domains, for example, the preferential policies of roaming charging for the IMS domain with greater user requirements.

## Annex E (informative): Change history

Change history								
Date	TSG #	TSG Doc.	CR	Rev	Subject/Comment	Cat	Old	New
Mar 2007	SP-35	SP-070067	--	--	Submitted to SA#35 for for Information	--	--	1.0.0
Mar 2007	--	--	--	--	Editorial clean-up	--	1.0.0	1.0.1
May 2007	SP-36	SP-070287	--	--	Submitted to SA#36 for Approval	--	2.0.0	7.0.0
Sep 2007	SP-37	SP-070613	0001	--	Update IMS Performance Measurements With Missing Granularity And Incorrect CC Performance Measurement Types	F	7.0.0	7.1.0
Sep 2007	SP-37	SP-070614	0002	--	Add performance measurements on SIP subscription and notification	B	7.1.0	8.0.0
Mar 2008	SP-39	SP-080058	0006	--	Correction to the registration measurements in CSCF	A	8.0.0	8.1.0
Mar 2008	SP-39	SP-080069	0003	--	Correction of BGCF related measurements - Align with 23.228	F	8.0.0	8.1.0
Mar 2008	SP-39	SP-080069	0004	--	Add registration related measurement per access technology	B	8.0.0	8.1.0
Dec 2008	SP-42	SP-080845	0008	--	Correction of de-registration related measurements	A	8.1.0	8.2.0
Dec 2008	SP-42	SP-080846	0009	--	Add IBCF related measurements	B	8.1.0	8.2.0
Sep 2009	SP-45	SP-090534	0010	--	Correction of measurement names for RTP related measurements	F	8.2.0	8.3.0
Sep 2009	SP-45	SP-090534	0013	--	Correction measurements related to PDF - align with 29.213	F	8.2.0	8.3.0
Sep 2009	SP-45	SP-090627	0011	--	Addition of Immediate Messaging related measurements	B	8.3.0	9.0.0
Sep 2009	SP-45	SP-090627	0012	--	Addition of PCRF IP-CAN Session Establishment related measurements	B	8.3.0	9.0.0
Dec 2009	SP-46	SP-090719	0014	--	Addition of AS Session control related measurements	B	9.0.0	9.1.0
Apr 2010	--	--	--	--	Addition of missing change history	--	9.1.0	9.1.1
Jun 2010	SP-48	SP-100264	0016	-	Add the measurement of number of 200 OK (Successful) messages for the roamers	B	9.1.1	10.0.0
Jun 2010	SP-48	SP-100264	0017	-	Add emergency session related measurements	B	9.1.1	10.0.0
Jun 2010	SP-48	SP-100264	0015	-	Add the measurement of successful session establishment mean time	B	9.1.1	10.0.0
Sep 2010	SP-49	SP-100489	0018	-	Addition of CDIV services related measurements	B	10.0.0	10.1.0
Sep 2010	SP-49	SP-100489	0019	-	Addition of OIP service related measurements	B	10.0.0	10.1.0
Sep 2010	SP-49	SP-100489	0020	-	Addition of successful session establishment of inter-network domain calling related measurement	B	10.0.0	10.1.0
Dec 2010	SP-50	SP-100833	0021	-	Adding Gateway Control session establishment related measurements	B	10.1.0	10.2.0
Dec 2010	SP-50	SP-100752	0025	-	Adding mean number of simultaneous online and answered sessions	B	10.1.0	10.2.0
Mar 2011	SP-51	SP-110101	23	1	Add dropped session measurements	B	10.2.0	10.3.0
Mar 2011	SP-51	SP-110101	24	1	Enhance session establishment measurements	B	10.2.0	10.3.0
Mar 2011	SP-51	SP-110094	25	-	Correct measurements object classes - Align with 32.732 IMS NRM IRP Information Service	F	10.2.0	10.3.0
Mar 2011	SP-51	SP-110094	26	-	Correct measurements object classes - Align with 32.732 IMS NRM IRP Information Service	A	10.2.0	10.3.0
March 2012	SP-55	SP-120045	0056	1	Add missing measurement type in "Successful initial registration procedures" related measurements	F	10.3.0	10.4.0

---

# History

<b>Document history</b>		
V10.3.0	April 2011	Publication
V10.4.0	March 2012	Publication