

ETSI TS 132 111-4 V5.4.0 (2003-03)

Technical Specification

**Universal Mobile Telecommunications System (UMTS);
Telecommunication management;
Fault Management;
Part 4: Alarm Integration Reference Point:
CMIP solution set
(3GPP TS 32.111-4 version 5.4.0 Release 5)**



Reference

RTS/TSGS-0532111-4v540

Keywords

UMTS

ETSI

650 Route des Lucioles
F-06921 Sophia Antipolis Cedex - FRANCE

Tel.: +33 4 92 94 42 00 Fax: +33 4 93 65 47 16

Siret N° 348 623 562 00017 - NAF 742 C
Association à but non lucratif enregistrée à la
Sous-Préfecture de Grasse (06) N° 7803/88

Important notice

Individual copies of the present document can be downloaded from:

<http://www.etsi.org>

The present document may be made available in more than one electronic version or in print. In any case of existing or perceived difference in contents between such versions, the reference version is the Portable Document Format (PDF). In case of dispute, the reference shall be the printing on ETSI printers of the PDF version kept on a specific network drive within ETSI Secretariat.

Users of the present document should be aware that the document may be subject to revision or change of status. Information on the current status of this and other ETSI documents is available at

<http://portal.etsi.org/tb/status/status.asp>

If you find errors in the present document, send your comment to:

editor@etsi.org

Copyright Notification

No part may be reproduced except as authorized by written permission.
The copyright and the foregoing restriction extend to reproduction in all media.

© European Telecommunications Standards Institute 2003.
All rights reserved.

DECT™, **PLUGTESTS™** and **UMTS™** are Trade Marks of ETSI registered for the benefit of its Members.
TIPHON™ and the **TIPHON logo** are Trade Marks currently being registered by ETSI for the benefit of its Members.
3GPP™ is a Trade Mark of ETSI registered for the benefit of its Members and of the 3GPP Organizational Partners.

Intellectual Property Rights

IPRs essential or potentially essential to the present document may have been declared to ETSI. The information pertaining to these essential IPRs, if any, is publicly available for **ETSI members and non-members**, and can be found in ETSI SR 000 314: "*Intellectual Property Rights (IPRs); Essential, or potentially Essential, IPRs notified to ETSI in respect of ETSI standards*", which is available from the ETSI Secretariat. Latest updates are available on the ETSI Web server (<http://webapp.etsi.org/IPR/home.asp>).

All published ETSI deliverables shall include information which directs the reader to the above source of information.

Contents

Intellectual Property Rights	2
Foreword.....	5
1 Scope	6
2 References	6
3 Definitions and abbreviations.....	7
3.1 Definitions	7
3.2 Abbreviations	7
4 Basic aspects	7
4.1 Architectural aspects	7
4.1.1 Reporting new alarms	8
4.1.2 Reporting changed alarms	8
4.1.3 Reporting cleared alarms	8
4.1.4 Acknowledgment of alarms	8
4.1.5 Management of comments associated to alarms	8
4.1.6 Alignment of alarm conditions over the Itf-N.....	8
4.2 Mapping	11
4.2.1 Mapping of Information Object Classes	11
4.2.2 Mapping of Operations	11
4.2.3 Mapping of Operation Parameters	12
4.2.4 Mapping of Notifications	14
4.2.5 Mapping of Notification Parameters.....	14
5 GDMO definitions.....	19
5.1 Managed Object Classes	19
5.1.1 alarmControl	19
5.2 Packages	19
5.2.1 alarmControlBasicPackage	19
5.2.2 alarmCountPackage	19
5.2.3 alarmAcknowledgementPackage	20
5.2.4 alarmUnacknowledgementPackage	20
5.2.5 alarmCommentPackage	20
5.2.6 alarmIRPVersionPackage	21
5.2.7 alarmProfilePackage	21
5.2.8 alarmPotentialFaultyAlarmListPackage	21
5.2.9 alarmClearPackage	21
5.2.10 x721AlarmNotificationsPackage	22
5.3 Actions	22
5.3.1 acknowledgeAlarms (M)	22
5.3.2 getAlarmCount (O)	22
5.3.3 getAlarmList (M)	23
5.3.4 setComment (O).....	24
5.3.5 getAlarmIRPVersion (M)	24
5.3.6 getAlarmIRPNotificationProfile (O)	25
5.3.7 getAlarmIRPOperationProfile (O).....	25
5.3.8 unacknowledgeAlarms (O)	26
5.3.9 clearAlarms (O)	26
5.4 Notifications	27
5.4.1 notifyAlarmListRebuilt (M).....	27
5.4.2 notifyPotentialFaultyAlarmList (O).....	27
5.5 Attributes.....	28
5.5.1 alarmControlId.....	28
5.5.2 alarmsCountSummary	28
5.5.3 supportedAlarmIRPVersions	28
5.6 Parameters	29

5.6.1	ackStateParameter.....	29
5.6.2	ackSystemIdParameter.....	29
5.6.3	ackTimeParameter	29
5.6.4	ackUserIdParameter.....	29
5.6.5	clearUserIdParameter.....	30
5.6.6	clearSystemIdParameter	30
5.6.7	commentsParameter.....	30
6	ASN.1 definitions for Alarm IRP.....	31
Annex A (informative): Change history		35
History		36

Foreword

This Technical Specification (TS) has been produced by ETSI 3rd Generation Partnership Project (3GPP).

The present document may refer to technical specifications or reports using their 3GPP identities, UMTS identities or GSM identities. These should be interpreted as being references to the corresponding ETSI deliverables.

The cross reference between GSM, UMTS, 3GPP and ETSI identities can be found under <http://webapp.etsi.org/key/queryform.asp>.

The present document is part 4 of a multi-part deliverable covering the Telecommunication Management; Fault Management, as identifies below:

- Part 1: "3G fault management requirements";
- Part 2: "Alarm Integration Reference Point (IRP): Information service";
- Part 3: "Alarm Integration Reference Point (IRP): CORBA solution set version 1:1";
- Part 4: "Alarm Integration Reference Point (IRP): CMIP solution set".**

The contents of the present document are subject to continuing work within the TSG and may change following formal TSG approval. Should the TSG modify the contents of the present document, it will be re-released by the TSG with an identifying change of release date and an increase in version number as follows:

Version x.y.z

where:

- x the first digit:
 - 1 presented to TSG for information;
 - 2 presented to TSG for approval;
 - 3 or greater indicates TSG approved document under change control.
- y the second digit is incremented for all changes of substance, i.e. technical enhancements, corrections, updates, etc.
- z the third digit is incremented when editorial only changes have been incorporated in the document.

1 Scope

The present document defines the alarm integration reference point for the CMIP solution set. In detail:

- clause 4 contains an introduction to some basic concepts of the CMIP interfaces;
- clause 5 contains the GDMO definitions for the Alarm Management over the CMIP interfaces;
- clause 6 contains the ASN.1 definitions supporting the GDMO definitions provided in clause 5.

This Solution Set specification is related to 3GPP TS 32.111-2 (V5.0.X).

2 References

The following documents contain provisions, which through reference in this text, constitute provisions of the present document.

- References are either specific (identified by date of publication, edition number, version number, etc.) or non-specific.
- For a specific reference, subsequent revisions do not apply.
- For a non-specific reference, the latest version applies. In the case of a reference to a 3GPP document (including a GSM document), a non-specific reference implicitly refers to the latest version of that document *in the same Release as the present document*.

- [1] 3GPP TS 32.302: "Telecommunication management; Configuration Management; Notification Integration Reference Point (IRP); Information Service version 1".
- [2] ITU-T Recommendation X.710: "Information technology - Open Systems Interconnection - Common Management Information Service".
- [3] ITU-T Recommendation X.711: "Information technology - Open Systems Interconnection - Common Management Information Protocol: Specification".
- [4] ITU-T Recommendation X.721: "Information technology - Open Systems Interconnection - Structure of management information: Definition of management information".
- [5] ITU-T Recommendation X.733: "Information technology - Open Systems Interconnection - Systems Management: Alarm reporting function".
- [6] ITU-T Recommendation X.734: "Information technology - Open Systems Interconnection - Systems Management: Event report management function".
- [7] ITU-T Recommendation Q.821: "Stage 2 and Stage 3 description for the Q3 interface - Alarm Surveillance".
- [8] 3GPP TS 32.111-1: "Telecommunication management; Fault Management; Part 1: 3G Fault management requirements".
- [9] 3GPP TS 32.111-2: "Telecommunication management; Fault Management; Part 2: Alarm Integration Reference Point (IRP): Information service".
- [10] 3GPP TS 32.304: "Telecommunication management; Configuration Management; Notification Integration Reference Point (IRP): CMIP solution set version 1:1".
- [11] 3GPP TS 32.312: "Telecommunication management; Generic Integration Reference Point (IRP) management: Information service".

3 Definitions and abbreviations

3.1 Definitions

For the purposes of the present document, the terms and definitions defined in 3GPP TS 32.111-1 [8] apply.

3.2 Abbreviations

For the purposes of the present document, the following abbreviations apply:

ASN.1	Abstract Syntax Notation number 1
CCITT	The International Telegraph and Telephone Consultative Committee
CM	Configuration Management
CMIP	Common Management Information Protocol
CMIS	Common Management Information Service
CMISE	Common Management Information Service Element
EFD	Event Forwarding Discriminator
EM	Element Manager
FTAM	File Transfer Access and Management
GDMO	Guidelines for the Definition of Managed Objects
IOC	Information Object Class
IRP	Integration Reference Point
Itf-N	Interface N (between NM and EM/NE)
ITU-T	International Telecommunication Union - Telecommunications
M	Mandatory
MOC	Managed Object Class
MOI	Managed Object Instance
NE	Network Element
NM	Network Manager
NMC	Network Management Centre
O	Optional
OS	Operations System
TMN	Telecommunications Management Network

4 Basic aspects

The present document provides all the GDMO and ASN.1 definitions necessary to implement the Alarm IRP Information Service (3GPP TS 32.111-2 [9]) for the CMIP interface.

4.1 Architectural aspects

The Alarm IRP Information Service description is based on Information Object Classes (IOC), Relationships among IOC and Interfaces (used or implemented by IOC) which include Operations and/or Notifications.

In the present document, for the CMIP interfaces the IOC are modelled as GDMO "Managed Object Classes" (MOC) defined specifically for alarm management, the Operations are modelled as GDMO "Actions" of a MOC while the Notifications are modelled as GDMO "Notifications" included in MOCs that need to report events to the Manager. In more detail, the Notifications related to alarm management are included in a MOC defined in the present document while the Notifications defined for alarm reporting are not included in any MOC defined in the present document. They will be included in other MOCs defined in other CMIP Solution Set or in other CMIP Information Models.

Regarding the Notifications, the present document is based on the Notification IRP CMIP Solution Set (3GPP TS 32.304 [10]).

4.1.1 Reporting new alarms

In case of an alarm occurrence the Agent notifies all subscribed Managers that a new alarm has occurred and has been added into the alarm list of the Agent.

For this purpose the standardised alarm notifications defined in ITU-T Recommendations X.721 [4] and X.733 [5] are used.

4.1.2 Reporting changed alarms

Although in the Alarm IRP Information Service (3GPP TS 32.111-2 [9]) there is a notification specifically defined to report the event of alarm attribute changes, on the CMIP interfaces such events are reported according to ITU-T Recommendations X.721 [4] and X.733 [5], i.e. the original alarm is first cleared (by means of a clear alarm notification) and then a new alarm notification with the changed parameter values is generated by the Agent.

4.1.3 Reporting cleared alarms

On the CMIP interfaces the clearing of alarms is reported by the Agent to the Managers in accordance with the mechanisms defined in ITU-T Recommendation X.733 [5] and ITU-T Recommendation Q.821 [7].

4.1.4 Acknowledgment of alarms

This clause relates to the co-operative alarm acknowledgment managed on Itf-N, which implies that the acknowledgment of alarms can be done on both NM and EM.

The acknowledgment of alarms is managed by means of the MOC `alarmControl`, which includes:

- one action to acknowledge alarms (*acknowledgeAlarms*);
- one action to unacknowledge alarms (*unacknowledgeAlarms*);
- ITU-T Recommendation X.721 [4] compliant Alarm Notification to inform Managers about changes of acknowledgment state.

In case an alarm is acknowledged by an operator or automatically by a management system, the `ackUserId`, `ackSystemId`, `ackState` and `ackTime` information is stored in the *additionalInformation* field of the alarm present in the alarm list.

4.1.5 Management of comments associated to alarms

This feature provides the NM and EM operators with the capability to add comments to an alarm and to share such information among all the OS (EM and NM) that are involved in the network management. This implies that a synchronisation of the comments between the EM and NM shall be possible. An OS shall have the capability to record more than one comment for each alarm.

The management of the comments associated to alarms is similar to the management of the acknowledgment of alarms and is achieved by means of the same MOC `alarmControl`. For the management of the comments, the MOC `alarmControl` includes

- one action (*setComment*) allowing the NM operator to add a comment to one or several alarms;
- ITU-T Recommendation X.721 [4] compliant alarm notifications to inform the IRPManagers about changes of alarm related comments. Such notifications are generated by the Agent towards all connected Managers either if the comment is made by an NM operator (i.e. after the completion of a previous *setComment* request) or if the comment is made by an EM operator.

4.1.6 Alignment of alarm conditions over the Itf-N

The IRP Manager is able to trigger the alarm conditions alignment using the Action *getAlarmList*

The following specifies the logical steps of the alignment procedure, by describing a possible implementation. Any other implementation showing the same behaviour on the Itf-N interface is compliant with the present document.

- The Manager sends to the Agent a *getAlarmList* request containing the following information:
 - *alarmAckState*, used to select the alarms from the Agent's alarm list for the current alignment (e.g. all active alarms).
 - *destination*, identifying the destination to which event reports that have passed the filter conditions are sent.
 - *filter*, this optional parameter defines the conditions an alarm notification shall fulfil in order to be forwarded to the Manager. It applies only for the current alignment request.
- After evaluation of the request, the Agent first generates an *alignmentId* value, which unambiguously identifies this alignment process. This value is used by the Manager to correlate alarm reports to the corresponding alignment requests, in case this Manager issues several alarm alignments in parallel.
- The Agent creates a temporary Event Forwarding Discriminator (EFD) instance for the purpose of this alarm alignment, using the parameters *destination* and *filter* received in the request. If the *filter* parameter is absent in the alarm synchronisation request, all alarm notifications are forwarded to the Manager through this EFD, taking into account both the filter constraint currently active for the event reporting to the manager having invoked the synchronisation request and the value of the parameter *alarmAckState*.
The filter is set by the Agent automatically in order to forward only those alarm notifications containing, at the beginning of the field *additionalText*, either the string "(ALIGNMENT-<alignmentId>)" or the string "(ALIGNMENTEND-<alignmentId>)".
- The Agent sends back a *getAlarmList* response, which contains the *alignmentId* described above and the *status* information, indicating the result of the request. (see the message flow in Figure 1).
- The Agent scans now its alarm list. For every alarm, which matches the criteria defined by the *alarmAckState* parameter, the Agent inserts, at the beginning of the field *additionalText*, the string "(ALIGNMENT-<alignmentId>)". According to ITU-T Recommendation X.734 [6], the Agent forwards these alarm notifications towards all EFDs.
In the last alarm of the list the Agent inserts the string "(ALIGNMENTEND-<alignmentId>)" to indicate the end of the alarm alignment.

NOTE: These alarm notifications can reach the current Manager only via the temporary EFD created for the current alignment. They are filtered out:

- a) By all the EFD instances used for "real-time" alarm reporting, due to the presence of the sub-string "ALIGNMENT" in the field *additionalText* (see 3GPP TS 32.304 [10]).
 - b) By all temporary EFD instances possibly created for parallel alignments, due to the presence of the unambiguous sub-string "<alignmentId>" in the *additionalText* field.
- After sending the last alarm report (identified by the sub-string "ALIGNMENTEND" in the *additionalText*), the Agent automatically deletes the temporary EFD instance (see figure 1).

At the end of the alarm conditions alignment the acknowledgement state and the comments assigned to each alarm are implicitly synchronised between the IRPAgent and the IRPManager that has requested the alignment.

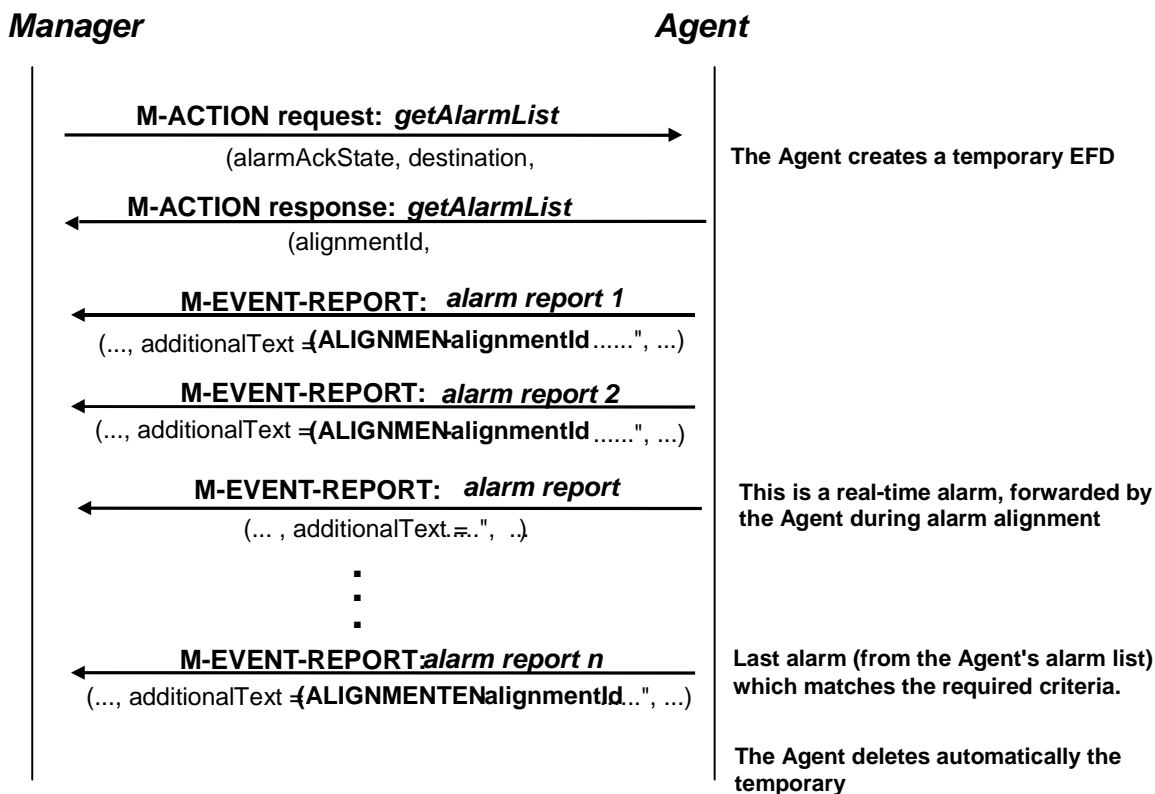


Figure 1: Alignment arrow diagram

Figure 2 shows the handling of a "real-time" alarm notification (occurred during the execution of the *getAlarmList* operation), which is forwarded by the Agent (according to ITU-T Recommendation X.734 [6]) to all currently available EFD instances. Dependent on the *discriminatorConstruct* setting of every EFD, such an alarm may or may not reach the related Manager. In any case, this alarm is filtered out by the temporary EFD assigned to the Manager, which triggered the *getAlarmList* request.

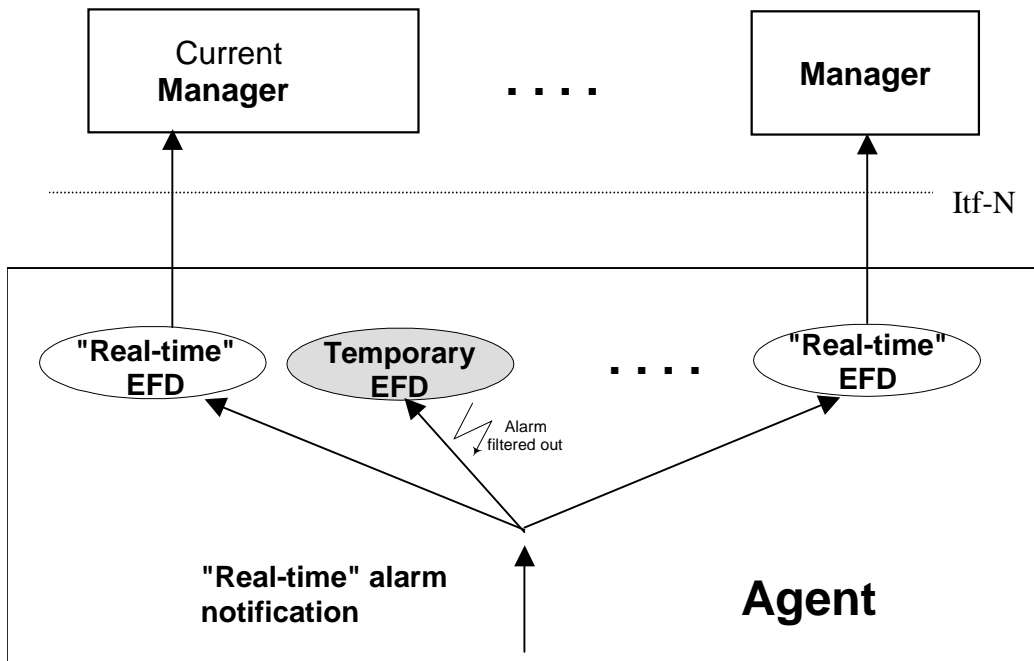


Figure 2: Treatment of "real time" alarms

Figure 3 shows the handling of an alarm notification from the alarm list, matching the criteria defined in the parameters *alarmAckState* of the *getAlarmList* request and forwarded by the Agent to all EFD instances as well. This alarm is filtered out by all EFD instances in charge of discrimination of "real-time" alarms and can reach only the Manager, which triggered the *getAlarmList* request, because it passes the temporary EFD instance assigned to this Manager.

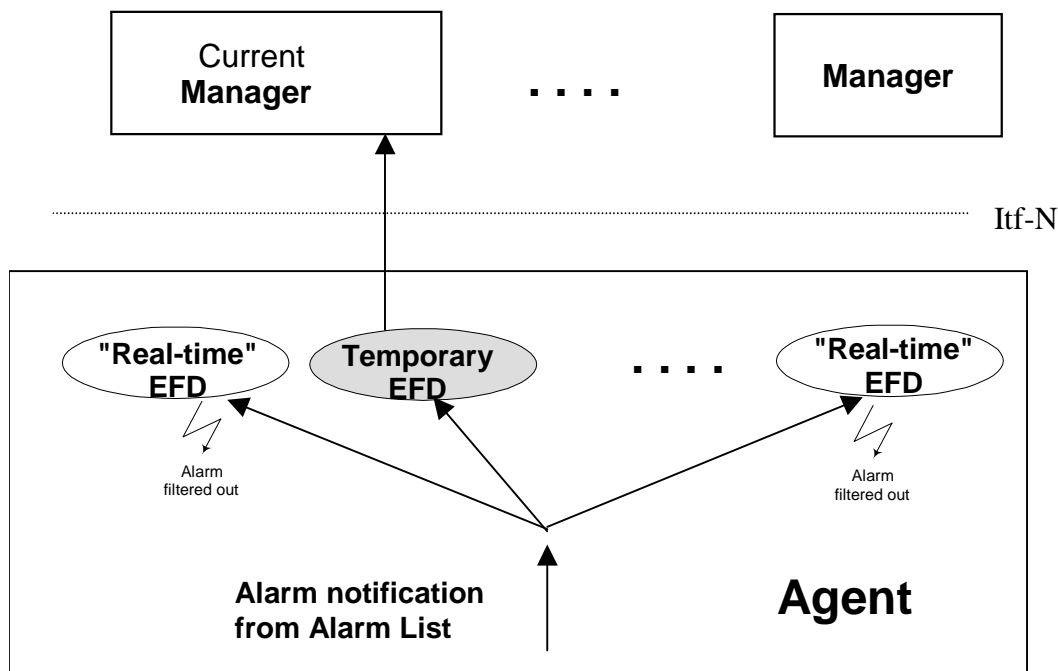


Figure 3: Treatment of "alignent" alarms

4.2 Mapping

The semantics of the Alarm IRP is defined in 3GPP TS 32.111-2 [9]. The definitions of the management information defined there are independent of any implementation technology and protocol. This clause maps these protocol-independent definitions onto the equivalences of the CMIP solution set of Alarm IRP.

4.2.1 Mapping of Information Object Classes

For this Alarm IRP CMIP Solution Sets, the Information Object Classes (IOC) and the Interfaces defined in 3GPP TS 32.111-2 [9] are mapped to a Managed Object Classes (MOC) named *alarmControl* which includes all the Attributes, Actions and Notifications necessary to model the management described in (3GPP TS 32.111-2 [9]).

4.2.2 Mapping of Operations

Table 1 maps the Interface/Operations defined in the IS of the Alarm IRP to their equivalents in the CMIP SS. The equivalents are qualified as Mandatory (M) or Optional (O).

Table 1: Mapping of Operations

Interface/Operations of the Alarm IRP Information Services	GDMO Actions of CMIP Solution Set	Qualifier
AlarmIRPOperations_1/acknowledgeAlarms	acknowledgeAlarms	M
AlarmIRPOperations_1/getAlarmList	getAlarmList	M
AlarmIRPOperations_2/getAlarmCount	getAlarmCount	O
AlarmIRPOperations_3/unacknowledgeAlarms	unacknowledgeAlarms	O
AlarmIRPOperations_4/setComment	setComment	O
AlarmIRPOperations_5/clearAlarms	clearAlarms	O
GenericIRPVersionOperation/getIRPVersion	getAlarmIRPVersion	M
GenericIRPProfileOperation/getNotificationProfile	getAlarmIRPNotificationProfile	O
GenericIRPProfileOperation/getOperationProfile	getAlarmIRPOperationProfile	O

NOTE: the Interfaces GenericIRPVersionOperation and GenericIRPPProfileOperation are defined in 3GPP TS 32.312 [11].

4.2.3 Mapping of Operation Parameters

The tables in the following clauses show the parameters of each operations defined in the IS 3GPP TS 32.111-2 [9] and their equivalents in this CMIP SS.

The input parameters of the operations are mapped into "Action information" (see GDMO and ASN.1 definitions for more details).

The output parameters of the operations are mapped into "Action response" (see GDMO and ASN.1 definitions for more details).

Table 2: Parameter mapping of the operation *acknowledgeAlarms*

IS Parameter	IN/OUT	CMIP SS Equivalent	Qualifier
alarmInformationAndSeverityReferenceList	IN	alarmReferenceList (note)	M
alarmInformationAndSeverityReferenceList	IN	AlarmReferenceList (note)	M
ackUserId	IN	ackUserId	M
ackSystemId	IN	ackSystemId	O
badAlarmInformationReferenceList	OUT	errorAlarmReferenceList	M
status	OUT	status	M
NOTE: severity verification not required in CMIP solution set.			

Table 3: Parameter mapping of the operation *getAlarmCount*

IS Parameter	IN/OUT	CMIP SS Equivalent	Qualifier
filter	IN	filter	O
alarmAckState	IN	alarmAckState	O
criticalCount	OUT	criticalCount	M
majorCount	OUT	majorCount	M
minorCount	OUT	minorCount	M
warningCount	OUT	warningCount	M
indeterminateCount	OUT	indeterminateCount	M
clearedCount	OUT	clearedCount	M
status	OUT	status	M

Table 4: Parameter mapping of the operation *getAlarmList*

IS Parameter	IN/OUT	CMIP SS Equivalent	Qualifier
filter	IN	filter	O
alarmAckState	IN	alarmAckState	O
--		destination (input) - see note 1	M
alarmInformationList	OUT	(sequence of alarm notifications) (see subclause 4.5)	M
status	OUT	status	M
--		alignmentId (output) - see note 2	M
NOTE 1: Destination is a CMIP specific parameter and is determined by the Manager.			
NOTE 2: AlignmentId is a CMIP specific parameter and is determined by the Agent.			

Table 5: Parameter mapping of the operation *getAlarmIRPVersion*

IS Parameter	IN/OUT	CMIP SS Equivalent	Qualifier
versionNumberSet	OUT	versionNumberList	M
status	OUT	status	M

Table 6: Parameter mapping of the operation *getOperationProfile*

IS Parameter	IN/OUT	CMIP SS Equivalent	Qualifier
irpVersion	IN	irpVersionNumber	M
operationNameProfile	OUT	operationNameProfile	M
operationParameterProfile	OUT	operationParameterProfile	M
status	OUT	status	M

Table 7: Parameter mapping of the operation *getNotificatioProfile*

IS Parameter	IN/OUT	CMIP SS Equivalent	Qualifier
irpVersion	IN	irpVersionNumber	M
notificationNameProfile	OUT	notificationNameProfile	M
notificationParameterProfile	OUT	notificationParameterProfile	M
status	OUT	status	M

Table 8: Parameter mapping of the operation *setComment*

IS Parameter	IN/OUT	CMIP SS Equivalent	Qualifier
alarmInformationReferenceList	IN	alarmReferenceList	M
commentUserId	IN	commentUserId	M
commentSystemId	IN	commentSystemId	O
commentText	IN	commentText	M
badAlarmInformationReferenceList	OUT	errorAlarmReferenceList	M
status	OUT	status	M

Table 9: Parameter mapping of the operation *unacknowledgeAlarms*

IS Parameter	IN/OUT	CMIP SS Equivalent	Qualifier
alarmInformationReferenceList	IN	alarmReferenceList	M
ackUserId	IN	ackUserId	M
ackSystemId	IN	ackSystemId	O
badAlarmInformationReferenceList	OUT	errorAlarmReferenceList	M
status	OUT	status	M

Table 10: Parameter mapping of the operation *clearAlarms*

IS Parameter	IN/OUT	CMIP SS Equivalent	Qualifier
alarmInformationReferenceList	IN	M-ACTION parameter 'Action information': alarmReferenceList	M
clearUserId	IN	M-ACTION parameter 'Action information': clearUserId	M
clearSystemId	IN	M-ACTION parameter 'Action information': clearSystemId	O
badAlarmInformationReferenceList	OUT	M-ACTION parameter 'Action reply': errorAlarmReferenceList	M
status	OUT	M-ACTION parameter 'Action reply': status	M

4.2.4 Mapping of Notifications

Table 10 maps the Notifications defined in the Information Service of the Alarm IRP to the equivalent Notifications of the CMIP solution set for the Alarm IRP. The CMIP Notifications are qualified as Mandatory (M) or Optional (O).

Table 11: Mapping of Notifications

Notifications of Information Services of the Alarm IRP	Equivalent Notifications of the CMIP solution set for the Alarm IRP	Qualifier
notifyNewAlarm	environmentalAlarm ITU-T X.721 [4] equipmentAlarm ITU-T X.721 [4] qualityofServiceAlarm ITU-T X.721 [4] processingErrorAlarm ITU-T X.721 [4] communicationsAlarm ITU-T X.721 [4]	M
notifyChangedAlarm	notifyClearedAlarm notifyNewAlarm which are in turn mapped into environmentalAlarm ITU-T X.721 [4] equipmentAlarm ITU-T X.721 [4] qualityofServiceAlarm ITU-T X.721 [4] processingErrorAlarm ITU-T X.721 [4] communicationsAlarm ITU-T X.721 [4]	O
notifyClearedAlarm	environmentalAlarm ITU-T X.721 [4] equipmentAlarm ITU-T X.721 [4] qualityofServiceAlarm ITU-T X.721 [4] processingErrorAlarm ITU-T X.721 [4] communicationsAlarm ITU-T X.721 [4]	M
notifyAckStateChanged	environmentalAlarm ITU-T X.721 [4] equipmentAlarm ITU-T X.721 [4] qualityofServiceAlarm ITU-T X.721 [4] processingErrorAlarm ITU-T X.721 [4] communicationsAlarm ITU-T X.721 [4]	M
notifyAlarmListRebuilt	notifyAlarmListRebuilt	M
notifyComments	environmentalAlarm ITU-T X.721 [4] equipmentAlarm ITU-T X.721 [4] qualityofServiceAlarm ITU-T X.721 [4] processingErrorAlarm ITU-T X.721 [4] communicationsAlarm ITU-T X.721 [4]	O
notifyPotentialFaultyAlarmList	notifyPotentialFaultyAlarmList	O

4.2.5 Mapping of Notification Parameters

In the CMIP Solution Set, all the notifications originated within the Agent are reported to the Managers by means of the CMISE "M-EVENT-REPORT" primitive, which is implemented by means of the "m-EventReport OPERATION" (see ITU-T Recommendations X.710 [2] and X.711 [3]). The argument of m-EventReport OPERATION is defined in ITU-T Recommendation X.711 [3] as follows:

```

EventReportArgument ::= SEQUENCE {
    managedObjectClass      ObjectClass,
    managedObjectInstance   ObjectInstance,
    eventTime                [5] IMPLICIT GeneralizedTime OPTIONAL,
    eventType                EventTypeId,
    eventInfo                [8] ANY DEFINED BY eventType OPTIONAL
}

```

where `eventInfo` is further specified, for each specific notification, by means of specific GDMO/ASN.1 definitions.

In the following tables, for the notifications defined in [9], all parameters are mapped to their CMIP SS equivalents. Note that the parameter mapping for the notification `notifyChangedAlarm` is not given. This is because in the CMIP SS the notifications `notifyClearedAlarm` and `notifyNewAlarm` are emitted instead of the notification `notifyChangedAlarm`.

The IS parameter `systemDN` defined in [9] (Alarm IRP: Information Services) is conditional and not used in the CMIP SS.

The IS parameter `alarmType` has no direct CMIP SS equivalent. Instead the value of this parameter is reflected by the type of the emitted notification. More specifically:

- If the alarm type is equal to 'Communications Alarm' the notification *communicationsAlarm* is emitted;
- If the alarm type is equal to 'Processing Error Alarm' the notification *processingErrorAlarm* is emitted;
- If the alarm type is equal to 'Environmental Alarm' the notification *environmentalAlarm* is emitted;
- If the alarm type is equal to 'Quality of Service Alarm' the notification *qualityofServiceAlarm* is emitted;
- If the alarm type is equal to 'Equipment Alarm' the notification *equipmentAlarm* is emitted.

Also the IS parameter *alarmId* is not mapped directly to a parameter in the CMIP SS. This is not required because an alarm is identified unambiguously by the notification identifier of the notification reporting the alarm the first time and, if the notification identifier is not unique across the IRPAgent, by the instance of the managed object emitting this notification. Notifications referring to an alarm already reported (e.g. *notifyClearedAlarm*, *notifyAckStateChanged*, *notifyComments*) do so by specifying in the M-EVENT REPORT parameter 'Event information': *correlatedNotifications* (ITU-T Recommendations X.721 [4] and X.733 [5]) the notification identifier of the notification having reported the new alarm and, if required, the instance of the object having emitted this notification.

Most parameters are mapped to the M-EVENT report parameter 'Event information'. For the notifications *notifyNewAlarm* (when reporting alarms not related to security), *notifyClearedAlarm*, *notifyAckStateChanged* and *notifyComments* the syntax and semantics of this structured parameter are defined in ITU-T X.721 [4] by the ASN.1 definition *AlarmInfo*. In case *notifyNewAlarm* reports a security alarm, the 'Event information' parameter is described by *SecurityAlarmInfo*, defined in ITU-T X.721 [4] as well. For the other notifications (*notifyAlarmListRebuilt*, *notifyPotentialFaultyAlarmList*) the 'Event information' parameter is described by ASN.1 definitions defined in this document.

Table 12: Parameter mapping of the notification *notifyNewAlarm* for alarms not related to security

IS Parameter	CMIP SS Equivalent	Qualifier
objectclass	M-EVENT-REPORT parameter 'Managed object class'	M
objectInstance	M-EVENT-REPORT parameter 'Managed object instance'	M
notificationId	M-EVENT-REPORT parameter 'Event information' (AlarmInfo): notificationIdentifier	M
eventTime	M-EVENT-REPORT parameter 'Event time'	M
systemDN	This IS parameter is conditional and not used in the CMIP SS.	--
notificationType	M-EVENT-REPORT parameter 'Event type'	M
probableCause	M-EVENT-REPORT parameter 'Event information' (AlarmInfo): probableCause	M
specificProblems	M-EVENT-REPORT parameter 'Event information' (AlarmInfo): specificProblems	O
perceivedSeverity	M-EVENT-REPORT parameter 'Event information' (AlarmInfo): perceivedSeverity	M
alarmType	The semantics of this parameter is conveyed by the notification type.	--
backedUpStatus	M-EVENT-REPORT parameter 'Event information' (AlarmInfo): backedUpStatus	O
backUpObject	M-EVENT-REPORT parameter 'Event information' (AlarmInfo): backUpObject	O
trendIndication	M-EVENT-REPORT parameter 'Event information' (AlarmInfo): trendIndication	O
thresholdInfo	M-EVENT-REPORT parameter 'Event information' (AlarmInfo): thresholdInfo	O
correlatedNotifications	M-EVENT-REPORT parameter 'Event information' (AlarmInfo): correlatedNotifications	O
stateChangeDefinition	M-EVENT-REPORT parameter 'Event information' (AlarmInfo): stateChangeDefinition	O
monitoredAttributes	M-EVENT-REPORT parameter 'Event information' (AlarmInfo): monitoredAttributes	O
proposedRepairActions	M-EVENT-REPORT parameter 'Event information' (AlarmInfo): proposedRepairActions	O
additionalText	M-EVENT-REPORT parameter 'Event information' (AlarmInfo): additionalText	O
alarmId	M-EVENT-REPORT parameter 'Event information' (AlarmInfo): notificationIdentifier M-EVENT-REPORT parameter 'Managed object instance'	M

Table 12a: Parameter mapping of the notification *notifyNewAlarm* for alarms related to security

IS Parameter	CMIP SS Equivalent	Qualifier
objectclass	M-EVENT-REPORT parameter 'Managed object class'	M
objectInstance	M-EVENT-REPORT parameter 'Managed object instance'	M
notificationId	M-EVENT-REPORT parameter 'Event information' (SecurityAlarmInfo): notificationIdentifier	M
eventTime	M-EVENT-REPORT parameter 'Event time'	M
systemDN	This IS parameter is conditional and not used in the CMIP SS.	--
notificationType	M-EVENT-REPORT parameter 'Event type'	M
probableCause	M-EVENT-REPORT parameter 'Event information' (SecurityAlarmInfo): securityAlarmCause	M
perceivedSeverity	M-EVENT-REPORT parameter 'Event information' (SecurityAlarmInfo): securityAlarmSeverity	M
alarmType	The semantics of this parameter is conveyed by the notification type.	--
correlatedNotifications	M-EVENT-REPORT parameter 'Event information' (SecurityAlarmInfo): correlatedNotifications	O
additionalText	M-EVENT-REPORT parameter 'Event information' (SecurityAlarmInfo): additionalText	O
serviceUser	serviceUser	M
serviceProvider	serviceProvider	M
securityAlarmDetector	securityAlarmDetector	M
alarmId	M-EVENT-REPORT parameter 'Event information' (SecurityAlarmInfo): notificationIdentifier M-EVENT-REPORT parameter 'Managed object instance'	M

Table 13: Parameter mapping of the notification *notifyClearedAlarm*

IS Parameter	CMIP SS Equivalent	Qualifier
objectclass	M-EVENT-REPORT parameter 'Managed object class'	M
objectInstance	M-EVENT-REPORT parameter 'Managed object instance'	M
notificationId	M-EVENT-REPORT parameter 'Event information' (AlarmInfo): notificationIdentifier	M
eventTime	M-EVENT-REPORT parameter 'Event time'	M
systemDN	This IS parameter is conditional and not used in the CMIP SS.	--
notificationType	M-EVENT REPORT parameter 'Event type'	M
probableCause	M-EVENT-REPORT parameter 'Event information' (AlarmInfo): probableCause	M
perceivedSeverity	M-EVENT-REPORT parameter 'Event information' (AlarmInfo): perceivedSeverity	M
alarmType	The semantics of this parameter is conveyed by the notification type.	--
clearUserId	M-EVENT-REPORT parameter 'Event information' (AlarmInfo): additionalInformation: clearUserIdParameter	O
clearSystemId	M-EVENT-REPORT parameter 'Event information' (AlarmInfo): additionalInformation: clearSystemIdParameter	O
correlatedNotifications	M-EVENT-REPORT parameter 'Event information' (AlarmInfo): correlatedNotifications	O
alarmId	M-EVENT-REPORT parameter 'Event information' (AlarmInfo): correlatedNotifications	M

Table 14: Parameter mapping of the notification *notifyAckStateChanged*

IS Parameter	CMIP SS Equivalent	Qualifier
objectclass	M-EVENT-REPORT parameter 'Managed object class'	M
objectInstance	M-EVENT-REPORT parameter 'Managed object instance'	M
notificationId	M-EVENT-REPORT parameter 'Event information' (AlarmInfo): notificationIdentifier	M
eventTime	M-EVENT-REPORT parameter 'Event time'	M
systemDN	This IS parameter is conditional and not used in the CMIP SS.	--
notificationType	M-EVENT-REPORT parameter 'Event type'	M
probableCause	M-EVENT-REPORT parameter 'Event information' (AlarmInfo): probableCause	M
perceivedSeverity	M-EVENT-REPORT parameter 'Event information' (AlarmInfo): perceivedSeverity	M
alarmType	The semantics of this parameter is conveyed by the notification type.	--
alarmId	M-EVENT-REPORT parameter 'Event information' (AlarmInfo): correlatedNotifications	--
ackTime	M-EVENT-REPORT parameter 'Event information' (AlarmInfo): additionalInformation: ackTimeParameter	M
ackState	M-EVENT-REPORT parameter 'Event information' (AlarmInfo): additionalInformation: ackStateParameter	M
ackUserId	M-EVENT-REPORT parameter 'Event information' (AlarmInfo): additionalInformation: ackUserIdParameter	M
ackSystemId	M-EVENT-REPORT parameter 'Event information' (AlarmInfo): additionalInformation: ackSystemIdParameter	O

Table 15: Parameter mapping of the notification *notifyAlarmListRebuilt*

IS Parameter	CMIP SS Equivalent	Qualifier
objectclass	M-EVENT-REPORT parameter 'Event information' (NotifyAlarmListRebuiltInfo): rebuiltObjectClass	M
objectInstance	M-EVENT-REPORT parameter 'Event information' (NotifyAlarmListRebuiltInfo): rebuiltObjectInstance	M
notificationId	M-EVENT-REPORT parameter 'Event information' (NotifyAlarmListRebuiltInfo): notificationIdentifier	M
eventTime	M-EVENT-REPORT parameter 'Event time'	M
systemDN	This IS parameter is conditional and not used in the CMIP SS.	--
notificationType	M-EVENT-REPORT parameter 'Event type'	M
reason	M-EVENT-REPORT parameter 'Event information' (NotifyAlarmListRebuiltInfo): reason	M
AlarmListAlignment Requirement	M-EVENT-REPORT parameter 'Event information' (NotifyAlarmListRebuiltInfo): alarmListAlignmentRequirement (see note)	O
NOTE: This parameter shall be supported only, if the IRPAgent supports the notification notifyPotentialFaultyAlarmList.		

Table 16: Parameter mapping of the notification *notifyComments*

IS Parameter	CMIP SS Equivalent	Qualifier
objectClass	M-EVENT-REPORT parameter 'Managed object class'	M
objectInstance	M-EVENT-REPORT parameter 'Managed object instance'	M
notificationId	M-EVENT-REPORT parameter 'Event information' (AlarmInfo): notificationIdentifier	M
eventTime	M-EVENT-REPORT parameter 'Event time'	M
systemDN	This IS parameter is conditional and not used in the CMIP SS.	--
notificationType	M-EVENT-REPORT parameter 'Event type'	M
alarmType	The semantics of this parameter is conveyed by the notification type.	M
probableCause	M-EVENT-REPORT parameter 'Event information' (AlarmInfo): probableCause	M
perceivedSeverity	M-EVENT-REPORT parameter 'Event information' (AlarmInfo): perceivedSeverity	M
comments	M-EVENT-REPORT parameter 'Event information' (AlarmInfo): additionalInformation: commentsParameter	M
alarmId	M-EVENT-REPORT parameter 'Event information' (AlarmInfo): correlatedNotifications	M

Table 17: Parameter mapping of the notification *notifyPotentialFaultyAlarmList*

IS Parameter	CMIP SS Equivalent	Qualifier
objectClass	M-EVENT-REPORT parameter 'Event information' (NotifyPotentialFaultyAlarmListInfo): potentialFaultyObjectClass	M
objectInstance	M-EVENT-REPORT parameter 'Event information' (NotifyPotentialFaultyAlarmListInfo): potentialFaultyObjectInstance	M
notificationId	M-EVENT-REPORT parameter 'Event information' (NotifyPotentialFaultyAlarmListInfo): notificationIdentifier	M
eventTime	M-EVENT-REPORT parameter 'Event time'	M
systemDN	This IS parameter is conditional and not used in the CMIP SS.	--
notificationType	M-EVENT-REPORT parameter: 'Event type'	M
reason	M-EVENT-REPORT parameter 'Event information' (NotifyPotentialFaultyAlarmListInfo): reason	M

5 GDMO definitions

5.1 Managed Object Classes

5.1.1 alarmControl

```
alarmControl MANAGED OBJECT CLASS
  DERIVED FROM
    "Rec. X.721 | ISO/IEC 10165-2 : 1992":top;
  CHARACTERIZED BY
    alarmControlBasicPackage,
    alarmAcknowledgementPackage,
    alarmIRPVersionPackage;

  CONDITIONAL PACKAGES
    alarmCountPackage PRESENT IF "an instance supports it",
    alarmCommentPackage PRESENT IF "an instance supports it",
    alarmProfilePackage PRESENT IF "an instance supports it",
    alarmUnacknowledgementPackage PRESENT IF "an instance supports it",
    alarmPotentialFaultyAlarmListPackage PRESENT IF "an instance supports it",
    alarmClearPackage PRESENT IF "an instance supports it ";
  REGISTERED AS {ts32-111AlarmObjectClass 1};
```

5.2 Packages

5.2.1 alarmControlBasicPackage

```
alarmControlBasicPackage PACKAGE
  BEHAVIOUR
    alarmControlBasicPackageBehaviour;
  ATTRIBUTES
    alarmControlId          GET,
    alarmsCountSummary      GET;
  ACTIONS
    getAlarmList;
  NOTIFICATIONS
    notifyAlarmListRebuilt;
  REGISTERED AS {ts32-111AlarmPackage 1};
```

```
alarmControlBasicPackageBehaviour BEHAVIOUR
DEFINED AS
```

"The MOC alarmControl has been defined to provide information to the Manager about the currently alarms controlled by the Agent.

An instance of the 'alarmControl' MOC is identified by the value of the attribute 'alarmControlId'.

The attribute 'alarmsCountSummary' provides a summary of the number of alarms managed in the Agent's alarm list (including the number of cleared but not yet acknowledged alarms).

The action 'getAlarmList' is the means, for the Manager, to trigger an alarm alignment procedure in accordance with the parameter specified in the action request (this may be needed e.g. for first time alignment or after a link interruption between the Agent and the Manager). The alarm list is sent as a sequence of single alarm reports.

The notification 'alarmListRebuilt' is sent by the Agent to the Manager to inform that the alarm list has changed. It is recommended that the Manager subsequently triggers an alarm alignment.";

5.2.2 alarmCountPackage

```
alarmCountPackage PACKAGE
  BEHAVIOUR
    alarmCountPackageBehaviour;
  ACTIONS
    getAlarmCount;
  REGISTERED AS {ts32-111AlarmPackage 2};
```

```
alarmCountPackageBehaviour BEHAVIOUR
DEFINED AS
```

"This package has been defined to allow the Managers to get information from the Agent about the number of alarms currently present in the alarm list.";

5.2.3 alarmAcknowledgementPackage

```
alarmAcknowledgementPackage PACKAGE
  BEHAVIOUR
    alarmAcknowledgementPackageBehaviour;
  ACTIONS
    acknowledgeAlarms;
  NOTIFICATIONS
    "Rec. X.721 | ISO/IEC 10165-2 : 1992":communicationsAlarm,
    "Rec. X.721 | ISO/IEC 10165-2 : 1992":environmentalAlarm,
    "Rec. X.721 | ISO/IEC 10165-2 : 1992":equipmentAlarm,
    "Rec. X.721 | ISO/IEC 10165-2 : 1992":processingErrorAlarm,
    "Rec. X.721 | ISO/IEC 10165-2 : 1992":qualityofServiceAlarm;
REGISTERED AS {ts32-111AlarmPackage 3};
```

```
alarmAcknowledgementPackageBehaviour BEHAVIOUR
```

DEFINED AS

"This package has been defined to provide information to the Manager about the acknowledgement status of the alarms controlled by the Agent.
The action 'acknowledgeAlarms' allows the NM operator to acknowledge one or several alarms previously sent by the Agent as alarm notifications.
The ITU-T Recommendation X.721 [4] compliant alarm notifications are sent by the Agent to the Manager to inform that one alarm has been acknowledged. The acknowledgement related information is carried in the *additionalInformation* attribute.";

5.2.4 alarmUnacknowledgementPackage

```
alarmUnacknowledgementPackage PACKAGE
  BEHAVIOUR
    alarmUnacknowledgementPackageBehaviour;
  ACTIONS
    unacknowledgeAlarms;
  NOTIFICATIONS
    "Rec. X.721 | ISO/IEC 10165-2 : 1992":communicationsAlarm,
    "Rec. X.721 | ISO/IEC 10165-2 : 1992":environmentalAlarm,
    "Rec. X.721 | ISO/IEC 10165-2 : 1992":equipmentAlarm,
    "Rec. X.721 | ISO/IEC 10165-2 : 1992":processingErrorAlarm,
    "Rec. X.721 | ISO/IEC 10165-2 : 1992":qualityofServiceAlarm;
REGISTERED AS {ts32-111AlarmPackage 4};
```

```
alarmUnacknowledgementPackageBehaviour BEHAVIOUR
```

DEFINED AS

"This package has been defined to provide the Manager with the capability to un-acknowledge alarms.
The action 'unacknowledgeAlarms' allows the NM operator to un-acknowledge one or several alarms previously acknowledged by him.
The ITU-T Recommendation X.721 [4] compliant alarm notifications are sent by the Agent to the Manager to inform that one alarm has been unacknowledged. The acknowledgement related information is carried in the *additionalInformation* attribute.";

5.2.5 alarmCommentPackage

```
alarmCommentPackage PACKAGE
  BEHAVIOUR
    alarmCommentPackageBehaviour;
  ACTIONS
    setComment;
  NOTIFICATIONS
    "Rec. X.721 | ISO/IEC 10165-2 : 1992":communicationsAlarm,
    "Rec. X.721 | ISO/IEC 10165-2 : 1992":environmentalAlarm,
    "Rec. X.721 | ISO/IEC 10165-2 : 1992":equipmentAlarm,
    "Rec. X.721 | ISO/IEC 10165-2 : 1992":processingErrorAlarm,
    "Rec. X.721 | ISO/IEC 10165-2 : 1992":qualityofServiceAlarm;
REGISTERED AS {ts32-111AlarmPackage 5};
```

```
alarmCommentPackageBehaviour BEHAVIOUR
```

DEFINED AS

"This package has been defined to allow the management of comments related to alarms.
The action *setComment* allows the IRPManager to add a comment to one or several alarms. Also the IRPAgent may add comments to alarms.
ITU-T Recommendation X.721 [4] compliant alarm notifications are generated once a comment is added to an alarm. The information in all comments associated to an alarm is carried in the attribute *additionalInformation*.";

5.2.6 alarmIRPVersionPackage

```
alarmIRPVersionPackage PACKAGE
  BEHAVIOUR
    alarmIRPVersionPackageBehaviour;
  ATTRIBUTES
    supportedAlarmIRPVersions          GET;
  ACTIONS
    getAlarmIRPVersion;
REGISTERED AS {ts32-111AlarmPackage 6};
```

```
alarmIRPVersionPackageBehaviour BEHAVIOUR
```

DEFINED AS

"This package has been defined to allow the Manager to get information about the Alarm IRP versions supported by the Agent.

The attribute 'supportedAlarmIRPVersions' indicates all versions of the Alarm IRP currently supported by the Agent.

The action 'getAlarmIRPVersion' may be invoked by the Manager to get information about the Alarm IRP versions supported by the Agent. Such Alarm IRP versions must be compatible to each other. This means that the Manager may use any one of such Alarm IRP versions";

5.2.7 alarmProfilePackage

```
alarmProfilePackage PACKAGE
  BEHAVIOUR
    alarmProfilePackageBehaviour;
  ACTIONS
    getAlarmIRPOperationProfile,
    getAlarmIRPNotificationProfile;
REGISTERED AS {ts32-111AlarmPackage 7};
```

```
alarmProfilePackageBehaviour BEHAVIOUR
```

DEFINED AS

"This package has been defined to allow the Manager to get detailed information about the profile of Alarm IRP.

The action 'getOperationProfile' is invoked by the Manager to get detailed information about the operations supported by Alarm IRP.

The action 'getNotificationProfile' is invoked by the Manager to get detailed information about the notifications supported by Alarm IRP.";

5.2.8 alarmPotentialFaultyAlarmListPackage

```
alarmPotentialFaultyAlarmListPackage PACKAGE
  BEHAVIOUR
    alarmPotentialFaultyAlarmListPackageBehaviour;
  NOTIFICATIONS
    notifyPotentialFaultyAlarmList;
REGISTERED AS {ts32-111AlarmPackage 8};
```

```
alarmPotentialFaultyAlarmListPackageBehaviour BEHAVIOUR
```

DEFINED AS

"This package allows the IRPAgent to inform the IRPManager that the alarm list held by the IRPAgent might be faulty.";

5.2.9 alarmClearPackage

```
alarmClearPackage PACKAGE
  BEHAVIOUR
    alarmClearPackageBehaviour;
  ACTIONS
    clearAlarms;
REGISTERED AS {ts32-111AlarmPackage 9};
```

```
alarmClearPackageBehaviour BEHAVIOUR
```

DEFINED AS

"This package allows the IRPManager to clear one or multiple alarms in the IRPAgent.";

5.2.10 x721AlarmNotificationsPackage

```
x721AlarmNotificationsPackage PACKAGE
  BEHAVIOUR
    x721AlarmNotificationsPackageBehaviour;
  NOTIFICATIONS
    "Rec. X.721 | ISO/IEC 10165-2 : 1992":communicationsAlarm,
    "Rec. X.721 | ISO/IEC 10165-2 : 1992":environmentalAlarm,
    "Rec. X.721 | ISO/IEC 10165-2 : 1992":equipmentAlarm,
    "Rec. X.721 | ISO/IEC 10165-2 : 1992":processingErrorAlarm,
    "Rec. X.721 | ISO/IEC 10165-2 : 1992":qualityofServiceAlarm;
  REGISTERED AS {ts32-111AlarmPackage 3};

x721AlarmNotificationsPackage BEHAVIOUR
DEFINED AS
  "This package contains all alarm notifications defined in X.721.";
```

5.3 Actions

5.3.1 acknowledgeAlarms (M)

```
acknowledgeAlarms ACTION
  BEHAVIOUR
    acknowledgeAlarmsBehaviour;
  MODE
    CONFIRMED;
  WITH INFORMATION SYNTAX
    TS32-111-4TypeModule.AckOrUnackAlarms;
  WITH REPLY SYNTAX
    TS32-111-4TypeModule.AckOrUnackAlarmsReply;
  REGISTERED AS {ts32-111AlarmAction 1};
```

```
acknowledgeAlarmsBehaviour BEHAVIOUR
DEFINED AS
```

"The behaviour of this functionality is defined within 32.111-2 - below provides an overview and CMIP specific semantics.

This action is invoked by the Manager to indicate to the Agent that one or several alarms (previously sent by the Agent as alarm notifications) have to be acknowledged. In the action request the NM supplies the parameter *ackUserId* and *ackSystemId*. The other acknowledgement history parameters, i.e. alarm acknowledgement state (in this case *acknowledged*) and the acknowledgement time are set by the Agent itself.

The 'Action information' field contains the following data:

- *alarmReferenceList*
This parameter contains a set of MOI (Managed Object Instance) and *notificationIdentifier*. Each pair identifies unambiguously in the scope of the Agent an alarm (previously received by the NM) that have to be now acknowledged. MOI can be absent if scope of uniqueness of *notificationIdentifier* is across the IRPagent.
- *ackUserId*
It contains the name of the operator who acknowledged the alarm or a generic name (dependent on the operational concept). It may have also the value NULL.
- *ackSystemId*
It indicates the management system where the acknowledgment is triggered. It may have also the value NULL.

The 'Action response' contains the following data:

- *status*
This parameter contains the results of the NM acknowledgement action. Possible values: *noError* (0, all alarms found and ack state changed according to the manager request), *ackPartlySuccessful* (some alarms not found / not changeable, see next parameter), *error* (value indicates the reason why the complete operation failed).
- *errorAlarmReferenceList*
This parameter (significant only if *status* = *ackPartlySuccessful*) contains the list of moi (managed object instance) and *notificationIdentifier* pairs of the alarms which could not be acknowledged and, for each alarm, also the reason of the error.";

5.3.2 getAlarmCount (O)

```
getAlarmCount ACTION
  BEHAVIOUR
    getAlarmCountBehaviour;
  MODE
    CONFIRMED;
  WITH INFORMATION SYNTAX
```

```

    TS32-111-4TypeModule.GetAlarmCount;
    WITH REPLY SYNTAX
    TS32-111-4TypeModule.GetAlarmCountReply;
    REGISTERED AS {ts32-111AlarmAction 2};

```

getAlarmCountBehaviour **BEHAVIOUR**
DEFINED AS

"The behaviour of this functionality is defined within 32.111-2 - below provides an overview and CMIP specific semantics.

The NM invokes this action to receive the number of available alarms in the Agent' alarm list according to the specification in the action request. The Manager may use this action to find out the number of alarms in the alarm list before invoking a synchronisation by means of the *getAlarmList* operation. The request is possible also before the Manager creates an own event forwarding discriminator instance within the Agent.

The 'Action information' field contains the following data:

- *alarmAckState*
 Depending on this optional parameter value, the NM gets the number of alarms of each *perceivedSeverity* value according to the following possible choices:
 - all alarms
 - all active alarms (acknowledged or not yet acknowledged)
 - all active and acknowledged alarms
 - all active and unacknowledged alarms
 - all cleared and unacknowledged alarms.
 If the parameter is absent, all alarms from the Agent's alarm list are taken into consideration.
- *filter*
 The handling of this optional parameter is as follows:
 - if present and not NULL, it indicates a filter constraint which shall apply in the calculation of the results
 - if its value is NULL, no filter shall be considered and the Agent shall return the number of all alarms according to the value of the parameter *alarmAckState* (see above)
 - if absent, the handling depends on the availability of an event forwarding discriminator instance within the Agent. If this instance is valid, the filter construct of the event forwarding discriminator shall apply. If no EFD instance is available, the Agent shall return the number of all alarms according to the value of the above-mentioned parameter *alarmAckState*.

The 'Action response' is composed of:

- The numbers of alarms for each *perceivedSeverity* value (if applicable).
- The parameter *status* containing the results of the NM action. Possible values: noError (0), error (the value indicates the reason of the error).";

5.3.3 getAlarmList (M)

```

getAlarmList ACTION
  BEHAVIOUR
    getAlarmListBehaviour;
  MODE
    CONFIRMED;
  WITH INFORMATION SYNTAX
    TS32-111-4TypeModule.GetAlarmList;
  WITH REPLY SYNTAX
    TS32-111-4TypeModule.GetAlarmListReply;
  REGISTERED AS {ts32-111AlarmAction 3};

```

getAlarmListBehaviour **BEHAVIOUR**
DEFINED AS

"This action starts an alarm alignment procedure between a NM and Agent, which takes into account the acknowledgment state of the alarms and a dedicated filter (valid only for the current request).

The 'Action information' field contains the following data:

- *alarmAckState*
 Depending on this optional parameter value, the NM gets the alarm reports according to the following possible choices:
 - all alarms
 - all active alarms (acknowledged or not yet acknowledged)
 - all active and acknowledged alarms
 - all active and unacknowledged alarms
 - all cleared and unacknowledged alarms.
 If the parameter is absent, all alarms from the Agent's alarm list are taken into consideration.
- *destination*
 This parameter identifies the destination to which the alarm reports that have passed the test conditions specified in the parameter 'filter' are sent. According to ITU-T Recommendation X.721 [4], if no destination is specified in the request, then the discriminator is created with the destination defaulted to the AE-Title of the invoker.

- *filter*
The handling of this optional parameter (valid only for the current alignment request) is as follows:
 - if present and not NULL, it indicates a filter constraint which shall apply in the forwarding of the alignment-related alarm reports
 - if its value is NULL, no real filter shall be considered and the Manager receives the alarms according to the value of the parameter *alarmAckState* (see above).

The 'Action response' contains the following data:

- *alignmentId*
The parameter is defined by the Agent and identifies unambiguously the current alarm alignment procedure. It allows the Manager to distinguish between alarm reports sent as consequence of several own alignment requests triggered in parallel.
- *status*
The parameter contains the results of the NM action. Possible values: noError (0), error (the value indicates the reason of the error).
After the action response is forwarded to the NM, the Agent sends the alarm list as a sequence of single alarm notifications in accordance with the values of the request parameters. Every alarm notification contains all fields of the alarm stored in the alarm list. In particular:
- The field *additionalText* contains at the beginning a string to allow a Manager to recognise that this alarm report is sent due to a previous *getAlarmList* request. The structure of this string is:
 - '(ALIGNMENT-alignmentId)' for every alarm report except the last one **or**
 - '(ALIGNMENTEND-alignmentId)' for the last alarm report sent by the Agent due to the current *getAlarmList* request.
- If available, the data related to the acknowledgment history (i.e. *ackState*, *ackTime*, *ackUserId*, *ackSystemId*) are provided in the field *additionalInformation*. Further details about the implementation of this operation are provided in the 'Introduction'.";

5.3.4 setComment (O)

```
setComment ACTION
  BEHAVIOUR
    setCommentBehaviour;
  MODE
    CONFIRMED;
  WITH INFORMATION SYNTAX
    TS32-111-4TypeModule.SetComment;
  WITH REPLY SYNTAX
    TS32-111-4TypeModule.SetCommentReply;
  REGISTERED AS {ts32-111AlarmAction 4};
```

```
setCommentBehaviour BEHAVIOUR
```

DEFINED AS

"The behaviour of this functionality is defined within 32.111-2 - below provides an overview and CMIP specific semantics.

The NM invokes this action to associate a comment to one or more alarms.

The 'Action information' field contains:

- *alarmReferenceList*
Contains a list of alarm identifiers to which the comment must be associated.
- *commentUserId*
Contains the identity of the NM User that invokes this operation.
- *commentSystemId*
Contains the identity of the NM that invokes this operation.
- *commentText*
Contains the text of the comment.

The 'Action response' is composed of the following data:

- *errorAlarmReferenceList*
List of pair of *alarmId* and failure reason.
- *status*
It contains the results of the NM action. Possible values: *actionSucceeded* (0), *actionPartiallyFailed* (12) or another value indicating the reason of the error.";

5.3.5 getAlarmIRPVersion (M)

```
getAlarmIRPVersion ACTION
  BEHAVIOUR
    getAlarmIRPVersionBehaviour;
  MODE
    CONFIRMED;
  WITH REPLY SYNTAX
    TS32-111-4TypeModule.GetAlarmIRPVersionReply;
  REGISTERED AS {ts32-111AlarmAction 5};
```

getAlarmIRPVersionBehaviour **BEHAVIOUR**

DEFINED AS

"The behaviour of this functionality is defined within 32.111-2 - below provides an overview and CMIP specific semantics.

The NM invokes this action to get information about the Alarm IRP versions supported by the Agent.

The 'Action information' field contains no data.

The 'Action response' is composed of the following data:

- *versionNumbersList*
It defines a list of Alarm IRP versions supported by the Agent. A list containing no element, i.e. a NULL list means that the concerned Agent doesn't support any version of the Notification IRP.
- *status*
It contains the results of the NM action. Possible values: noError (0), error (the value indicates the reason of the error).";

5.3.6 getAlarmIRPNotificationProfile (O)

getAlarmIRPNotificationProfile **ACTION**

BEHAVIOUR

getAlarmIRPNotificationProfileBehaviour;

MODE

CONFIRMED;

WITH INFORMATION SYNTAX

TS32-111-4TypeModule.IRPVersionNumber;

WITH REPLY SYNTAX

TS32-111-4TypeModule.GetNotificationProfileReply;

REGISTERED AS {ts32-111AlarmAction 6};

getAlarmIRPNotificationProfileBehaviour **BEHAVIOUR**

DEFINED AS

"The behaviour of this functionality is defined within 32.111-2 - below provides an overview and CMIP specific semantics.

A Manager invokes this action to enquiry about the notification profile (supported notifications and supported parameters) for this specific Alarm IRP version.

The 'Action information' contains the following data:

- *irpVersionNumber*
This mandatory parameter identifies the Alarm IRP version.

The 'Action response' is composed of the following data:

- *notificationNameProfile*
It contains a list of notification names, i.e. a NULL list means that the Alarm IRP doesn't support any notification.
- *notificationParameterProfile*.
It contains a set of elements, each element corresponds to a notification name and is composed by a set of parameter names.
- *status*
It contains the results of this action. Possible values: noError (0), error (the value indicates the reason of the error).";

5.3.7 getAlarmIRPOperationProfile (O)

getOperationProfile **ACTION**

BEHAVIOUR

getAlarmIRPOperationProfileBehaviour;

MODE

CONFIRMED;

WITH INFORMATION SYNTAX

TS32-111-4TypeModule.IRPVersionNumber;

WITH REPLY SYNTAX

TS32-111-4TypeModule.GetOperationProfileReply;

REGISTERED AS {ts32-111AlarmAction 7};

getAlarmIRPOperationProfileBehaviour **BEHAVIOUR**

DEFINED AS

"The behaviour of this functionality is defined within 32.111-2 - below provides an overview and CMIP specific semantics.

A Manager invokes this action to enquiry about the operation profile (supported operations and supported parameters) for this specific Alarm IRP version.

The 'Action information' contains the following data:

- *irpVersionNumber*
This mandatory parameter identifies the Alarm IRP version.

The 'Action response' is composed of the following data:

- *operationNameProfile*
It contains a list of operation names.
- *operationParameterProfile*.
It contains a set of elements, each element corresponds to an operation name and is composed by a set of parameter names.
- *status*
It contains the results of this action. Possible values: noError (0), error (the value indicates the reason of the error).";

5.3.8 unacknowledgeAlarms (O)

```
unacknowledgeAlarms ACTION
  BEHAVIOUR
    unacknowledgeAlarmsBehaviour;
  MODE
    CONFIRMED;
  WITH INFORMATION SYNTAX
    TS32-111-4TypeModule.AckOrUnackAlarms;
  WITH REPLY SYNTAX
    TS32-111-4TypeModule.AckOrUnackAlarmsReply;
  REGISTERED AS {ts32-111AlarmAction 8};
```

```
unacknowledgeAlarmsBehaviour BEHAVIOUR
DEFINED AS
```

"The behaviour of this functionality is defined within 32.111-2 - below provides an overview and CMIP specific semantics.

This action is used by the Manager to indicate to the Agent that one or several alarms (previously acknowledged) have to be unacknowledged. Subsequently the 'acknowledgement history' information of these alarms in the Agent's alarm list is completely removed (this operation may be used by operators in case of a previous acknowledgement by mistake).

The 'Action information' field contains the following data:

- *alarmReferenceList*
This parameter contains a set of MOI (Managed Object Instance) and *notificationIdentifier pair*. Each of them identifies unambiguously in the scope of the Agent an alarm (previously acknowledged by the NM) that have to be now unacknowledged. MOI can be absent if scope of uniqueness of notificationIdentifier is across the IRPagent.
- *ackUserId*
It contains the name of the operator who unacknowledged the alarm or a generic name (dependent on the operational concept). It may have also the value NULL. Note that only the user who previously acknowledged the alarm is allowed to un-acknowledge it later.
- *ackSystemId*
It indicates the management system where the acknowledgment is triggered. It may have also the value NULL. Note that the un-acknowledgement is allowed only at the management system where previously the acknowledgement took place.

The 'Action response' contains the following data:

- *status*
This parameter contains the results of the NM un-acknowledgement action. Possible values: noError (0, all alarms found and ack state changed according to the manager request), unackPartlySuccessful (some alarms not found / not changeable, see next response parameter), error (value indicates the reason why the complete operation failed).
- *errorAlarmReferenceList*
This parameter (significant only if *status* = unackPartlySuccessful) contains the list of MOI (Managed Object Instance) and notificationIdentifier pairs of the alarms which could not be unacknowledged and, for each alarm, also the reason of the error. MOI can be absent if scope of uniqueness of notificationIdentifier is across the IRPagent. ";

5.3.9 clearAlarms (O)

```
clearAlarms ACTION
  BEHAVIOUR
    clearAlarmsBehaviour;
  MODE
    CONFIRMED;
  WITH INFORMATION SYNTAX
    TS32-111-4TypeModule.ClearAlarmsInfo;
  WITH REPLY SYNTAX
    TS32-111-4TypeModule.ClearAlarmsReply;
  REGISTERED AS {ts32-111AlarmAction 9};
```

```
clearAlarmsBehaviour BEHAVIOUR
DEFINED AS
```

"The behaviour of this functionality is defined within 32.111-2 - below provides an overview and CMIP specific semantics.

This action is invoked by the IRPManager to clear manually one or multiple alarms. The M-ACTION request parameter 'Action information' *ClearAlarmsInfo* is composed of the following fields:

- *alarmReferenceList*
This mandatory parameter identifies the alarms to be cleared. Each alarm is identified by the notification identifier of the notification that reported the alarm the first time and, if the notification identifier is not unique across the IRPAgent, by the instance of the managed object that emitted this notification.
- *clearUserId*
This mandatory parameter identifies the user that has invoked the *clearAlarms* operation.
- *clearSystemId*
This optional parameter identifies the system on which the IRPManager, where the *clearAlarms* operation has been invoked, is running. This parameter may be absent.

The M-ACTION response parameter 'Action Reply' *ClearAlarmsReply* is composed of the following fields

- *errorAlarmReferenceList*
This mandatory parameter identifies alarms that are specified in the *alarmReferenceList*, but which could not be cleared. The alarms are specified by the notification identifier of the notification that reported the alarm the first time and, if required, the instance of the managed object that emitted this notification. In addition to this, the parameter specifies for every alarm that could not be cleared the error reason. If all alarms specified in the *alarmReferenceList* exist and could be cleared, this parameter contains no information. If the operation failed completely due to a general error, this parameter is not significant.
- *status*
This mandatory parameter provides informations about the result of the operation. If all alarms specified in the *alarmReferenceList* exist and are cleared, the value *noError* (0) is returned. If some alarms specified do not exist or could not be cleared, the value *clearPartlySuccessful* () is returned. In this case the parameter *errorAlarmReferenceList* provides additional information. If the operation failed completely due to a general error, this parameter returns the error reason.";

5.4 Notifications

5.4.1 notifyAlarmListRebuilt (M)

```
notifyAlarmListRebuilt NOTIFICATION
  BEHAVIOUR
    alarmListRebuiltBehaviour;
  WITH INFORMATION SYNTAX
    TS32-111-4TypeModule.NotifyAlarmListRebuiltInfo;
  REGISTERED AS {ts32-111AlarmNotification 1};
```

```
alarmListRebuiltBehaviour BEHAVIOUR
DEFINED AS
```

"This notification is used by the Agent to inform the NM that the alarm list has been rebuilt. The 'Event Information' field contains the following data:

- *notificationIdentifier*
This ITU-T X.721 standardised parameter, together with MOI (Managed Object Instance), unambiguously identifies this notification.
- *rebuiltObjectClass*
This parameter carries the IRPAgent MOC when the entire AlarmList has been rebuilt. It carries a different MOC when the AlarmList has been partially rebuilt.
- *rebuiltObjectInstance*
This parameter carries DN of the IRPAgent when the entire AlarmList has been rebuilt. It carries the DN of another MOI when the AlarmList has been partially rebuilt and only the MOIs subordinate of this rebuilt MOI may be affected by this partial rebuilt.
- *reason*
The parameter indicates the reason for alarm list rebuilding (if applicable).
- *alarmListAlignmentRequirement*
This parameter indicates, if the IRPManager has to align its alarm list with the IRPAgent. Absence of this parameter means, that an alignment is required. ";

5.4.2 notifyPotentialFaultyAlarmList (O)

```
notifyPotentialFaultyAlarmList NOTIFICATION
  BEHAVIOUR
    notifyPotentialFaultyAlarmListBehaviour;
  WITH INFORMATION SYNTAX
    TS32-111-4TypeModule.NotifyPotentialFaultyAlarmListInfo;
  REGISTERED AS {ts32-111AlarmNotification 3};
```

```
notifyPotentialFaultyAlarmListBehaviour BEHAVIOUR
```

DEFINED AS

"This notification is used by the IRPAgent to inform the IRPManager that the IRPAgent has lost confidence in the integrity of its alarm list.

The 'Event information' field contains the following data:

- *potentialFaultyObjectClass*
This parameter specifies together with the parameter *potentialFaultyObjectInstance* the unreliable alarm information instances in the alarm list.
If this parameter carries the MOC of the IRPAgent, then the entire alarm list is unreliable.
If this parameter carries the MOC of another MO, then only a part of the alarm list is unreliable. The mechanism for identifying the unreliable part is described below.
- *potentialFaultyObjectInstance*
This parameter specifies together with the parameter *potentialFaultyObjectClass* the unreliable alarm information instances in the alarm list.
If *potentialFaultyObjectClass* carries the MOC of the IRPAgent and the entire alarm list is unreliable.
If *potentialFaultyObjectClass* carries the MOC of another MO, then this parameter carries the DN of an instance of this class. All alarm information instances representing alarms raised by this MOI and its subordinates may be unreliable in this case.
- *notificationIdentifier*
This parameter specifies the notification identifier (ITU-T X.733 [5]), which, together with the instance of the object emitting this notification, unambiguously identifies this notification.
- *reason*
This parameter specifies the reason why the IRPAgent has lost confidence in the integrity of its alarm list and needs to rebuild it.;"

5.5 Attributes

5.5.1 alarmControlId

```
alarmControlId ATTRIBUTE
  WITH ATTRIBUTE SYNTAX
    TS32-111-4TypeModule.GeneralObjectId;
  MATCHES FOR
    EQUALITY;
  BEHAVIOUR
    alarmControlIdBehaviour;
  REGISTERED AS {ts32-111AlarmAttribute 1};
```

```
alarmControlIdBehaviour BEHAVIOUR
```

DEFINED AS

"This attribute names an instance of a 'alarmControl' object class.;"

5.5.2 alarmsCountSummary

```
alarmsCountSummary ATTRIBUTE
  WITH ATTRIBUTE SYNTAX
    TS32-111-4TypeModule.AlarmsCountSummary;
  MATCHES FOR
    EQUALITY;
  BEHAVIOUR
    alarmsCountSummaryBehaviour;
  REGISTERED AS {ts32-111AlarmAttribute 2};
```

```
alarmsCountSummaryBehaviour BEHAVIOUR
```

DEFINED AS

"This attribute indicates a summary of number of alarms managed in the Agent's alarm list sorted according to the perceived severity (including the number of cleared but not yet acknowledged alarms). Additionally the number of all currently active alarms is provided.;"

5.5.3 supportedAlarmIRPVersions

```
supportedAlarmIRPVersions ATTRIBUTE
  WITH ATTRIBUTE SYNTAX
    TS32-111-4TypeModule.SupportedAlarmIRPVersions;
  MATCHES FOR
    EQUALITY;
  BEHAVIOUR
    supportedAlarmIRPVersionsBehaviour;
  REGISTERED AS {ts32-111AlarmAttribute 3};
```

supportedAlarmIRPVersionsBehaviour **BEHAVIOUR**

DEFINED AS

"This attribute provides the information concerning the Alarm IRP versions currently supported by the Agent.";

5.6 Parameters

5.6.1 ackStateParameter

ackStateParameter **PARAMETER**

CONTEXT

TS32-111-4TypeModule.AlarmInfo.additionalInformation;

WITH SYNTAX

TS32-111-4TypeModule.AckState;

BEHAVIOUR

ackStateParameterBehaviour;

REGISTERED AS {ts32-111AlarmParameter 1};

ackStateParameterBehaviour **BEHAVIOUR**

DEFINED AS

"This parameter models the optional *additionalInformation* field of the alarm notification. If present, it informs the NM about the current acknowledgement state of the present alarm.";

5.6.2 ackSystemIdParameter

ackSystemIdParameter **PARAMETER**

CONTEXT

TS32-111-4TypeModule.AlarmInfo.additionalInformation;

WITH SYNTAX

TS32-111-4TypeModule.SystemId;

BEHAVIOUR

ackSystemIdParameterBehaviour;

REGISTERED AS {ts32-111AlarmParameter 2};

ackSystemIdParameterBehaviour **BEHAVIOUR**

DEFINED AS

"This parameter models the optional *additionalInformation* field of the alarm notification. If present, it informs the NM about the identifier of the management system where the present alarm has been acknowledged.";

5.6.3 ackTimeParameter

ackTimeParameter **PARAMETER**

CONTEXT

TS32-111-4TypeModule.AlarmInfo.additionalInformation;

WITH SYNTAX

TS32-111-4TypeModule.AckTime;

BEHAVIOUR

ackTimeParameterBehaviour;

REGISTERED AS {ts32-111AlarmParameter 3};

ackTimeParameterBehaviour **BEHAVIOUR**

DEFINED AS

"This parameter models the optional *additionalInformation* field of the alarm notification. If present, it informs the NM about the time the present alarm has been acknowledged by the Agent.";

5.6.4 ackUserIdParameter

ackUserIdParameter **PARAMETER**

CONTEXT

TS32-111-4TypeModule .AlarmInfo.additionalInformation;

WITH SYNTAX

TS32-111-4TypeModule.UserId;

BEHAVIOUR

ackUserIdParameterBehaviour;

REGISTERED AS {ts32-111AlarmParameter 4};

ackUserIdParameterBehaviour **BEHAVIOUR**

DEFINED AS

"This parameter models the optional *additionalInformation* field of the alarm notification. If present, it informs the NM about the identifier of the user who acknowledged the present alarm.";

5.6.5 clearUserIdParameter

```
clearUserIdParameter PARAMETER
  CONTEXT
    TS32-111-4TypeModule .AlarmInfo.additionalInformation;
  WITH SYNTAX
    TS32-111-4TypeModule.UserId;
  BEHAVIOUR
    clearUserIdParameterBehaviour;
REGISTERED AS {ts32-111AlarmParameter 5};
```

```
clearUserIdParameterBehaviour BEHAVIOUR
```

DEFINED AS

"This parameter is carried by *additionalInformation* in the notification reporting the clearance of an alarm. It identifies the user that has invoked the *clearAlarms* operation, that has led to the clearance of the reported alarm clearance."

5.6.6 clearSystemIdParameter

```
clearSystemIdParameter PARAMETER
  CONTEXT
    TS32-111-4TypeModule .AlarmInfo.additionalInformation;
  WITH SYNTAX
    TS32-111-4TypeModule.UserId;
  BEHAVIOUR
    clearSystemIdParameterBehaviour;
REGISTERED AS {ts32-111AlarmParameter 6};
```

```
clearSystemIdParameterBehaviour BEHAVIOUR
```

DEFINED AS

"This parameter is carried by *additionalInformation* in the notification reporting the clearance of an alarm. It identifies the system on which the IRPManager, where the *clearAlarms* operation that has led to the clearance of the reported alarm, is running";

5.6.7 commentsParameter

```
commentsParameter PARAMETER
  CONTEXT
    TS32-111-4TypeModule .AlarmInfo.additionalInformation;
WITH SYNTAX
    TS32-111-4TypeModule .AlarmComments;
  BEHAVIOUR
    commentsParameterBehaviour;
REGISTERED AS {ts32-111AlarmParameter 7};
```

```
commentsParameterBehaviour BEHAVIOUR
```

DEFINED AS

"This parameter is carried by the attribute *additionalInformation* in alarm notifications. If present, it informs the IRPManager about the comments assigned to an alarm. Every single comment includes the following data: *commentText*, *commentTime*, *commentUserId* and (optionally) *commentSystemId*."

6 ASN.1 definitions for Alarm IRP

```
TS32-111-4TypeModule {itu-t(0) identified-organization(4) etsi(0) mobileDomain(0) umts-Operation-
Maintenance(3) ts-32-111(111) part4(4) informationModel(0) asn1Module(2) version1(1)}
```

```
DEFINITIONS IMPLICIT TAGS ::=
BEGIN
```

```
--EXPORTS everything
```

```
IMPORTS
```

```
NotificationIdentifier, Destination, EventTime, ProbableCause, PerceivedSeverity
FROM Attribute-ASN1Module {joint-iso-ccitt ms(9) smi(3) part2(2) asn1Module(2) 1}
```

```
AlarmInfo
FROM Notification-ASN1Module {joint-iso-ccitt ms(9) smi(3) part2(2) asn1Module(2) 2}
```

```
CMISFilter, ObjectInstance, ObjectClass, EventTypeId
FROM CMIP-1 {joint-iso-ccitt ms(9) cmip(1) modules(0) protocol(3)};
```

```
baseNodeUMTS OBJECT IDENTIFIER ::= {itu-t (0) identified-organization (4)
etsi (0) mobileDomain (0)
umts-Operation-Maintenance (3)}
```

```
ts32-111Prefix OBJECT IDENTIFIER ::= {baseNodeUMTS ts-32-111(111)}
ts32-111Part4 OBJECT IDENTIFIER ::= {ts32-111Prefix part4(4)}
ts32-111-4InfoModel OBJECT IDENTIFIER ::= {ts32-111Part4 informationModel(0)}
```

```
ts32-111AlarmObjectClass OBJECT IDENTIFIER ::= {ts32-111-4InfoModel managedObjectClass(3)}
ts32-111AlarmPackage OBJECT IDENTIFIER ::= {ts32-111-4InfoModel package(4)}
ts32-111AlarmParameter OBJECT IDENTIFIER ::= {ts32-111-4InfoModel parameter(5)}
ts32-111AlarmAttribute OBJECT IDENTIFIER ::= {ts32-111-4InfoModel attribute(7)}
ts32-111AlarmAction OBJECT IDENTIFIER ::= {ts32-111-4InfoModel action(9)}
ts32-111AlarmNotification OBJECT IDENTIFIER ::= {ts32-111-4InfoModel notification(10)}
```

```
-- Start of 3GPP SA5 own definitions
```

```
AckErrorList ::= SET OF ErrorInfo
```

```
AlarmReference ::= SEQUENCE
```

```
{
  moi ObjectInstance OPTIONAL, -- absent if scope of uniqueness of
  notificationIdentifier NotificationIdentifier
}
```

```
AckOrUnackAlarms ::= SEQUENCE
```

```
{
  alarmReferenceList SET OF AlarmReference,
  ackUserId UserId,
  ackSystemId SystemId OPTIONAL
}
```

```
AckOrUnackAlarmsReply ::= SEQUENCE
```

```
{
  status ErrorCauses,
  errorAlarmReferenceList AckErrorList
}
```

```
AckState ::= ENUMERATED
```

```
{
  acknowledged (0),
  unacknowledged (1)
}
```

```
AckTime ::= GeneralizedTime
```

```
AlarmChoice ::= ENUMERATED
```

```
{
  allAlarms (0),
  allActiveAlarms (1),
}
```



```

allActiveAndAckAlarms      (2),
allActiveAndUnackAlarms    (3),
allClearedAndUnackAlarms   (4),
allUnackAlarms             (5)
}

```

AlarmComments ::= SET OF SingleAlarmComment

AlarmsCountSummary ::= SEQUENCE

```

{
  activeAlarmsCount      INTEGER,      -- this is the sum of criticalCount, majorCount,
                                     -- minorCount, warningCount and indeterminateCount
  criticalCount          INTEGER,
  majorCount             INTEGER,
  minorCount             INTEGER,
  warningCount           INTEGER,
  indeterminateCount     INTEGER,
  clearedCount           INTEGER
}

```

AlarmListAlignmentRequirement ::= ENUMERATED

```

{
  alignmentRequired      (0),      -- An alarm alignment is required.
  alignmentNotRequired   (1)      -- An alarm alignment is not required.
}

```

ClearAlarmsInfo ::= SEQUENCE

```

{
  alarmReferenceList     SET OF AlarmReference,
  clearUserId            UserId,
  clearSystemId          SystemId OPTIONAL
}

```

ClearAlarmsReply ::= SEQUENCE

```

{
  status                 ErrorCauses,
  errorAlarmReferenceList ClearErrorList
}

```

ClearErrorList ::= SET OF ErrorInfo

CommentText ::= GraphicString

CommentTime ::= GeneralizedTime

ErrorCauses ::= ENUMERATED

```

{
  noError                (0),      -- operation / notification successfully performed
  wrongFilter             (1),      -- the value of the filter parameter is not valid
  wrongAlarmAckState     (2),      -- the value of the alarmAckState parameter (e.g.
                                     -- getAlarmCount) is not valid
  ackPartlySuccessful    (3),      -- acknowledgment request partly successful
  unackPartlySuccessful  (4),      -- unacknowledgment request partly successful
  wrongAlarmReference    (5),      -- alarm identifier used in the alarm reference list not
                                     -- found (e.g. in case of acknowledgement request)
  wrongAlarmReferenceList (6),      -- the alarm reference list (e.g. in case of
                                     -- acknowledgement request) is empty or completely wrong
  alarmAlreadyAck        (7),      -- alarm to be acknowledged is already in this state
  alarmAlreadyUnack      (8),      -- alarm to be acknowledged is already in this state
  wrongUserId            (9),      -- the user identifier in the unacknowledgement operation
                                     -- is not the same as in the previous
                                     -- acknowledgementAlarms request
  wrongSystemId          (10),     -- the system identifier in the unacknowledgement
                                     -- operation is not the same as in the previous
                                     -- acknowledgementAlarms request
  alarmAckNotAllowed     (11),     -- current management system not allowed to acknowledge the
                                     -- alarm (e.g. due to acknowledgement competence rules)
  setCommentPartlySuccessful (12), -- the setComment action partly successful (e.g. some
                                     -- alarmId are not in the alarmList)
  clearAlarmsPartlySuccessful (13), -- only some alarms to be cleared could be cleared
  clearAlarmsNotAllowed (14),     -- current management system not allowed to clear the alarm
  clearAlarmsAlarmAlreadyCleared (15), -- alarm to be cleared is already cleared
  unspecifiedErrorReason (255)    -- operation failed, specific error unknown
}

```

ErrorInfo ::= SEQUENCE

```

{
  moi                    ObjectInstance OPTIONAL,      -- absent if uniqueness of

```

```

notificationIdentifier      NotificationIdentifier,
reason                      ErrorCauses
}
-- notificationIdentifier is across
-- IRPAgent
-- ITU-T X.721

GeneralObjectId ::= INTEGER

GetAlarmCount ::= SEQUENCE
{
alarmAckState      AlarmChoice OPTIONAL,
filter            CMISFilter OPTIONAL    -- ITU-T X.711
}

GetAlarmCountReply ::= SEQUENCE
{
criticalCount      INTEGER,
majorCount         INTEGER,
minorCount         INTEGER,
warningCount       INTEGER,
indeterminateCount INTEGER,
clearedCount       INTEGER,
status            ErrorCauses
}

GetAlarmIRPVersionReply ::= SEQUENCE
{
versionNumberList  SupportedAlarmIRPVersions,
status            ErrorCauses
}

GetAlarmList ::= SEQUENCE
{
alarmAckState      AlarmChoice OPTIONAL,
destination        Destination,          -- ITU-T X.721
filter            CMISFilter OPTIONAL    -- ITU-T X.711
}

GetAlarmListReply ::= SEQUENCE
{
alignmentId        INTEGER,
status            ErrorCauses
}

GetNotificationProfileReply ::= SEQUENCE
{
notificationNameProfile      NotificationList,
notificationParameterProfile ParameterListOfList,
status                      ErrorCauses
}

GetOperationProfileReply ::= SEQUENCE
{
operationNameProfile      OperationList,
operationParameterProfile ParameterListOfList,
status                    ErrorCauses
}

IRPVersionNumber ::= GraphicString

NotificationList ::= SET OF NotificationName

NotificationName ::= GraphicString

NotifyAlarmListRebuiltInfo ::= SEQUENCE
{
notificationIdentifier      NotificationIdentifier,          -- ITU-T X.721
rebuiltObjectClass          ObjectClass,                    -- ITU-T X.721
rebuiltObjectInstance       ObjectInstance,                  -- ITU-T X.721
reason                      ErrorCauses,
alarmListAlignmentRequirement AlarmListAlignmentRequirement OPTIONAL
}

NotifyPotentialFaultyAlarmListInfo ::= SEQUENCE
{
potentialFaultyObjectClass  ObjectClass,                    -- ITU-T X.711
potentialFaultyObjectInstance ObjectInstance,                -- ITU-T X.711
notificationIdentifier      NotificationIdentifier,          -- ITU-T X.721
}

```

```
    reason                ReasonPotentialFaultyAlarmList
  }

OperationList ::= SET OF OperationName

OperationName ::= GraphicString

ParameterList ::= SET OF ParameterName

ParameterListOfList ::= SET OF ParameterList

ParameterName ::= GraphicString

ReasonPotentialFaultyAlarmList ::= ENUMERATED
  {
    communicationErrorNEAgent  (0), -- A communication error between a NE and the agent has occurred.
    agentRestart                (1), -- The agent has restarted and not yet updated its alarm list.
    indeterminate               (2) -- The reason could not be determined.
  }

SetComment ::= SEQUENCE
  {
    alarmReferenceList      SET OF AlarmReference,
    commentUserId           UserId,
    commentSystemId        SystemId OPTIONAL,
    commentText             CommentText
  }

SetCommentReply ::= SEQUENCE
  {
    errorAlarmReferenceList SET OF ErrorInfo,
    status                  ErrorCauses
  }

SingleAlarmComment ::= SEQUENCE
  {
    commentText             CommentText
    commentTime             CommentTime,
    commentUserId           UserId,
    commentSystemId        SystemId OPTIONAL
  }

SystemId ::= GraphicString

SupportedAlarmIRPVersions ::= SET OF IRPVersionNumber

UserId ::= GraphicString

END -- of module TS32-111-4TypeModule
```

Annex A (informative): Change history

Change history							
Date	TSG #	TSG Doc.	CR	Rev	Subject/Comment	Old	New
Mar 2000	S_07	SP-000012	--	--	Approved at TSG SA #7 and placed under Change Control	2.0.0	3.0.0
Mar 2000	--	--	--	--	cosmetic	3.0.0	3.0.1
Jun 2000	S_08	SP-000254	005	--	Split of TS - Part 4: Alarm Integration Reference Point (IRP): CMIP Solution Set (SS)	3.0.1	3.1.0
Sep 2000	--	--	--	--	cosmetic	3.1.0	3.1.1
Jun 2001	S_12	SP-010282	001	--	Alarm IRP: CMIP SS Rel4 - Addition of feature. As SA5 had not reviewed this part, it is submitted to SA#12 for Information only.	3.1.1	--
Sep 2001	S_13	SP-010470	001	1	Addition of features	3.1.1	4.0.0
Dec 2001	S_14	SP-010640	003	--	Change of qualifier for setComment and notifyComment	4.0.0	4.1.0
Dec 2001	S_14	SP-010640	004	--	Addition of missing parameter in notifyComments	4.0.0	4.1.0
Mar 2002	S_15	SP-020028	005	--	Addition of "perceivedSeverity" as parameter to "acknowledgeAlarms" operation (CMIP SS)	4.1.0	4.2.0
Mar 2002	S_15	--	--	--	Automatic upgrade to Rel-5 (no Rel-5 CR)	4.2.0	5.0.0
Jun 2002	S_16	SP-020283	007	--	Correction of errors and ambiguities in the Parameter Mapping Tables and ASN.1 Definitions	5.0.0	5.1.0
Jun 2002	S_16	SP-020284	008	--	Addition of the parameter alarmListAlignmentRequirement to the notification notifyAlarmListRebuilt in the CMIP SS (32.111-4)	5.0.0	5.1.0
Jun 2002	S_16	SP-020284	009	--	Adding the notification notifyPotentialFaultyAlarmList in the CMIP SS (32.111-4)	5.0.0	5.1.0
Jun 2002	S_16	SP-020284	010	--	Introduction of SS (32.111-4) to IS (32.111-2) relation and correction of Foreword	5.0.0	5.1.0
Sep 2002	S_17	SP-020480	011	--	Alignment with 32.111-2 on Alarm Clearance Functionality	5.1.0	5.2.0
Dec 2002	S_18	SP-020751	013	--	Add the additionalInformation parameter in notifyNewAlarms to the Alarm IRP CMIP SS (Alignment with Information Service in Rel-5 32111-2)	5.2.0	5.3.0
Dec 2002	S_18	SP-020753	014	--	Addition of Security Alarm Support to the Alarm IRP CMIP SS (Alignment with Information Service in Rel-5 32111-2)	5.2.0	5.3.0
Mar 2003	S_19	SP-030063	016	--	Correction to Alarm Comments- alignment with 32.111-1	5.3.0	5.4.0
Mar 2003	S_19	SP-030138	017	--	Add missing x721AlarmNotificationsPackage	5.3.0	5.4.0
Mar 2003	S_19	SP-030138	018	--	Corrections to GDMO and ASN.1 definitions in the Alarm IRP CMIP SS	5.3.0	5.4.0

History

Document history		
V5.0.0	March 2002	Publication
V5.1.0	June 2002	Publication
V5.2.0	September 2002	Publication
V5.3.0	December 2002	Publication
V5.4.0	March 2003	Publication