

# ETSI TS 129 199-5 V6.6.0 (2006-12)

---

*Technical Specification*

**Universal Mobile Telecommunications System (UMTS);  
Open Service Access (OSA);  
Parlay X web services;  
Part 5: Multimedia messaging  
(3GPP TS 29.199-05 version 6.6.0 Release 6)**

---



---

Reference

RTS/TSGC-0529199-05v660

---

Keywords

UMTS

**ETSI**

650 Route des Lucioles  
F-06921 Sophia Antipolis Cedex - FRANCE

Tel.: +33 4 92 94 42 00 Fax: +33 4 93 65 47 16

Siret N° 348 623 562 00017 - NAF 742 C  
Association à but non lucratif enregistrée à la  
Sous-Préfecture de Grasse (06) N° 7803/88

---

**Important notice**

Individual copies of the present document can be downloaded from:

<http://www.etsi.org>

The present document may be made available in more than one electronic version or in print. In any case of existing or perceived difference in contents between such versions, the reference version is the Portable Document Format (PDF). In case of dispute, the reference shall be the printing on ETSI printers of the PDF version kept on a specific network drive within ETSI Secretariat.

Users of the present document should be aware that the document may be subject to revision or change of status. Information on the current status of this and other ETSI documents is available at

<http://portal.etsi.org/tb/status/status.asp>

If you find errors in the present document, please send your comment to one of the following services:

[http://portal.etsi.org/chaicor/ETSI\\_support.asp](http://portal.etsi.org/chaicor/ETSI_support.asp)

---

**Copyright Notification**

No part may be reproduced except as authorized by written permission.  
The copyright and the foregoing restriction extend to reproduction in all media.

© European Telecommunications Standards Institute 2006.  
All rights reserved.

**DECT**<sup>TM</sup>, **PLUGTESTS**<sup>TM</sup> and **UMTS**<sup>TM</sup> are Trade Marks of ETSI registered for the benefit of its Members.  
**TIPHON**<sup>TM</sup> and the **TIPHON logo** are Trade Marks currently being registered by ETSI for the benefit of its Members.  
**3GPP**<sup>TM</sup> is a Trade Mark of ETSI registered for the benefit of its Members and of the 3GPP Organizational Partners.

---

## Intellectual Property Rights

IPRs essential or potentially essential to the present document may have been declared to ETSI. The information pertaining to these essential IPRs, if any, is publicly available for **ETSI members and non-members**, and can be found in ETSI SR 000 314: *"Intellectual Property Rights (IPRs); Essential, or potentially Essential, IPRs notified to ETSI in respect of ETSI standards"*, which is available from the ETSI Secretariat. Latest updates are available on the ETSI Web server (<http://webapp.etsi.org/IPR/home.asp>).

Pursuant to the ETSI IPR Policy, no investigation, including IPR searches, has been carried out by ETSI. No guarantee can be given as to the existence of other IPRs not referenced in ETSI SR 000 314 (or the updates on the ETSI Web server) which are, or may be, or may become, essential to the present document.

---

## Foreword

This Technical Specification (TS) has been produced by ETSI 3rd Generation Partnership Project (3GPP).

The present document may refer to technical specifications or reports using their 3GPP identities, UMTS identities or GSM identities. These should be interpreted as being references to the corresponding ETSI deliverables.

The cross reference between GSM, UMTS, 3GPP and ETSI identities can be found under <http://webapp.etsi.org/key/queryform.asp>.

# Contents

Intellectual Property Rights .....	2
Foreword.....	2
Foreword.....	5
Introduction .....	5
1 Scope .....	6
2 References .....	6
3 Definitions and abbreviations.....	7
3.1 Definitions .....	7
3.2 Abbreviations .....	7
4 Detailed service description .....	7
5 Namespaces.....	9
6 Sequence diagrams .....	10
6.1 Send picture.....	10
6.2 Send WAP push message.....	11
7 XML schema data type definition .....	11
7.1 DeliveryStatus enumeration .....	11
7.2 MessagePriority enumeration.....	12
7.3 DeliveryInformation structure .....	12
7.4 MessageReference structure .....	12
7.5 MessageURI structure .....	12
8 Web Service interface definition .....	13
8.1 Interface: SendMessage.....	13
8.1.1 Operation: SendMessage .....	13
8.1.1.1 Input message: SendMessageRequest .....	13
8.1.1.2 Output message: SendMessageResponse .....	13
8.1.1.3 Referenced faults.....	14
8.1.2 Operation: GetMessageDeliveryStatus .....	14
8.1.2.1 Input message: GetMessageDeliveryStatusRequest.....	14
8.1.2.2 Output message: GetMessageDeliveryStatusResponse .....	14
8.1.2.3 Referenced faults.....	14
8.2 Interface: ReceiveMessage.....	15
8.2.1 Operation: GetReceivedMessages .....	15
8.2.1.1 Input message: GetReceivedMessagesRequest.....	15
8.2.1.2 Output message: GetReceivedMessagesResponse .....	15
8.2.1.3 Referenced faults.....	15
8.2.2 Operation: GetMessageURIs .....	15
8.2.2.1 Input message: GetMessageURIsRequest .....	15
8.2.2.2 Output message: GetMessageURIsResponse.....	16
8.2.2.3 Referenced faults.....	16
8.2.3 Operation: GetMessage.....	16
8.2.3.1 Input message: GetMessageRequest .....	16
8.2.3.2 Output message: GetMessageResponse .....	16
8.2.3.3 Referenced faults.....	16
8.3 Interface: MessageNotification .....	16
8.3.1 Operation: NotifyMessageReception.....	17
8.3.1.1 Input message: NotifyMessageReceptionRequest .....	17
8.3.1.2 Output message: NotifyMessageReceptionResponse .....	17
8.3.1.3 Referenced faults.....	17
8.3.2 Operation: NotifyMessageDeliveryReceipt.....	17
8.3.2.1 Input message: NotifyMessageDeliveryReceiptRequest.....	17

8.3.2.2	Output message: NotifyMessageDeliveryReceiptResponse .....	18
8.3.2.3	Referenced faults.....	18
8.4	Interface: MessageNotificationManager .....	18
8.4.1	Operation: StartMessageNotification.....	18
8.4.1.1	Input message: StartMessageNotificationRequest .....	18
8.4.1.2	Output message: StartMessageNotificationResponse .....	18
8.4.1.3	Referenced Faults.....	19
8.4.2	Operation: StopMessageNotification.....	19
8.4.2.1	Input message: StopMessageNotificationRequest .....	19
8.4.2.2	Output message: StopMessageNotificationResponse .....	19
8.4.2.3	Referenced Faults.....	19
9	Fault definitions.....	20
9.1	ServiceException.....	20
9.1.1	Void .....	20
9.1.2	SVC0283: Delivery Receipt Notification not supported.....	20
10	Service policies .....	20
<b>Annex A (normative):</b>	<b>WSDL for Multimedia Messaging.....</b>	<b>21</b>
<b>Annex B (informative):</b>	<b>Change history .....</b>	<b>22</b>
History .....		23

---

## Foreword

This Technical Specification has been produced by the 3<sup>rd</sup> Generation Partnership Project (3GPP).

3GPP acknowledges the contribution of the Parlay X Web Services specifications from The Parlay Group. The Parlay Group is pleased to see 3GPP acknowledge and publish the present document, and the Parlay Group looks forward to working with the 3GPP community to improve future versions of the present document.

The contents of the present document are subject to continuing work within the TSG and may change following formal TSG approval. Should the TSG modify the contents of the present document, it will be re-released by the TSG with an identifying change of release date and an increase in version number as follows:

Version x.y.z

where:

- x the first digit:
  - 1 presented to TSG for information;
  - 2 presented to TSG for approval;
  - 3 or greater indicates TSG approved document under change control.
- y the second digit is incremented for all changes of substance, i.e. technical enhancements, corrections, updates, etc.
- z the third digit is incremented when editorial only changes have been incorporated in the document.

---

## Introduction

The present document is part 5 of a multi-part deliverable covering the 3<sup>rd</sup> Generation Partnership Project; Technical Specification Group Core Network and Terminals; Open Service Access (OSA); Parlay X Web Services, as identified below:

- Part 1: "Overview and common data definitions";
- Part 2: "Third party call";
- Part 3: "Call Notification";
- Part 4: "Short Messaging";
- Part 5: "Multimedia Messaging";**
- Part 6: "Payment";
- Part 7: "Account management";
- Part 8: "Terminal Status";
- Part 9: "Terminal location";
- Part 10: "Call handling";
- Part 11: "Audio call";
- Part 12: "Multimedia conference";
- Part 13: "Address list management";
- Part 14: "Presence".

---

# 1 Scope

The present document is Part 5 of the Stage 3 Parlay X Web Services specification for Open Service Access (OSA).

The OSA specifications define an architecture that enables application developers to make use of network functionality through an open standardized interface, i.e. the OSA APIs. The concepts and the functional architecture for the OSA are contained in 3GPP TS 23.198 [3]. The requirements for OSA are contained in 3GPP TS 22.127 [2].

The present document specifies the Multimedia Messaging Web Service aspects of the interface. All aspects of the Multimedia Messaging Web Service are defined here, these being:

- Name spaces.
- Sequence diagrams.
- Data definitions.
- Interface specification plus detailed method descriptions.
- Fault definitions.
- Service policies.
- WSDL Description of the interfaces.

The present document has been defined jointly between 3GPP TSG CT WG5, ETSI TISPAN and The Parlay Group.

---

# 2 References

The following documents contain provisions which, through reference in this text, constitute provisions of the present document.

- References are either specific (identified by date of publication, edition number, version number, etc.) or non-specific.
- For a specific reference, subsequent revisions do not apply.
- For a non-specific reference, the latest version applies. In the case of a reference to a 3GPP document (including a GSM document), a non-specific reference implicitly refers to the latest version of that document *in the same Release as the present document*.

[1] 3GPP TR 21.905: "Vocabulary for 3GPP Specifications".

[2] 3GPP TS 22.127: "Service Requirement for the Open Services Access (OSA); Stage 1".

[3] 3GPP TS 23.198: "Open Service Access (OSA); Stage 2".

[4] 3GPP TS 22.101: "Service aspects; Service principles".

[5] W3C Recommendation (2 May 2001): "XML Schema Part 2: Datatypes".

NOTE: Available at <http://www.w3.org/TR/2001/REC-xmlschema-2-20010502/>.

[6] 3GPP TS 29.199-1: "Open Service Access (OSA); Parlay X Web Services; Part 1: Common".

[7] W3C Note (11 December 2001): "SOAP Messages with Attachments".

NOTE: Available at <http://www.w3.org/TR/SOAP-attachments>.

[8] 3GPP TS 23.140 "Multimedia Messaging Service (MMS); Functional description; Stage 2".

[9] RFC2822: "Internet Message Format".

NOTE: Available at <http://www.ietf.org/rfc/rfc2822.txt>

---

## 3 Definitions and abbreviations

### 3.1 Definitions

For the purposes of the present document, the terms and definitions given in 3GPP TS 29.199-1 [6] apply.

Additionally the following definition is needed:

**Whitespace:** see definition for CFWS as defined in RFC2822 [9].

### 3.2 Abbreviations

For the purposes of the present document, the abbreviations given in 3GPP TS 29.199-1 [6] and the following apply:

EMS	Enhanced Messaging Service
IM	Instant Messaging
MMS	Multimedia Messaging Service
MMS-C	Multimedia Messaging Service - Centre
SMS	Short Message Service

---

## 4 Detailed service description

Currently, in order to programmatically receive and send Multimedia Messages, it is necessary to write applications using specific protocols to access MMS functions provided by network elements (e.g. MMS-C). This approach requires application developers to have a high degree of network expertise.

This contribution defines a Multimedia Messaging Web Service that can map to SMS, EMS, MMS, IM, E-mail, etc.

The choice is between defining one set of interfaces per messaging network or a single set common to all networks; e.g. we could define sendMMS, sendEMS, sendSMS, etc., or just use sendMessage. Although the more specific the API the easier it is to use, there are advantages to a single set of network-neutral APIs. These advantages include:

- improved service portability;
- lower complexity, by providing support for generic user terminal capabilities only.

For this version of the Parlay X specification, we provide sets of interfaces for two messaging Web Services: Short Messaging (part 7) and Multimedia Messaging (this part), which provides generic messaging features (including SMS).

Multimedia Messaging provides operations (see clause 8.1, SendMessage API) for sending a Multimedia message to the network and a polling mechanism for monitoring the delivery status of a sent Multimedia message. It also provides an asynchronous notification mechanism for delivery status (see clause 8.3, MessageNotification API).

Multimedia Messaging also allows an application to receive Multimedia messages. Both a polling (see clause 8.2, ReceiveMessage API) and an asynchronous notification mechanism (see clause 8.3, Message Notification API) are available.

Figure 4.1 shows an example scenario using sendMessage and getMessageDeliveryStatus to send data to subscribers and to determine if the data has been received by the subscriber. The application invokes a Web Service to retrieve a stock quote (1) and (2) and sends the current quote - sendMessage - using the Parlay X Interface (3) of the Multimedia Messaging Web Service. After invocation, the Multimedia Message Web Service sends the message to an MMS-C using the MM7 interface (4) for onward transmission (5) to the subscriber over the Mobile network.

Later, when the next quote is ready, the application checks to see - getMessageDeliveryStatus - if the previous quote has been successfully delivered to the subscriber. If not, it may for instance perform an action (not shown) to provide a credit for the previous message transmission. This way, the subscriber is only charged for a stock quote if it is delivered on time.



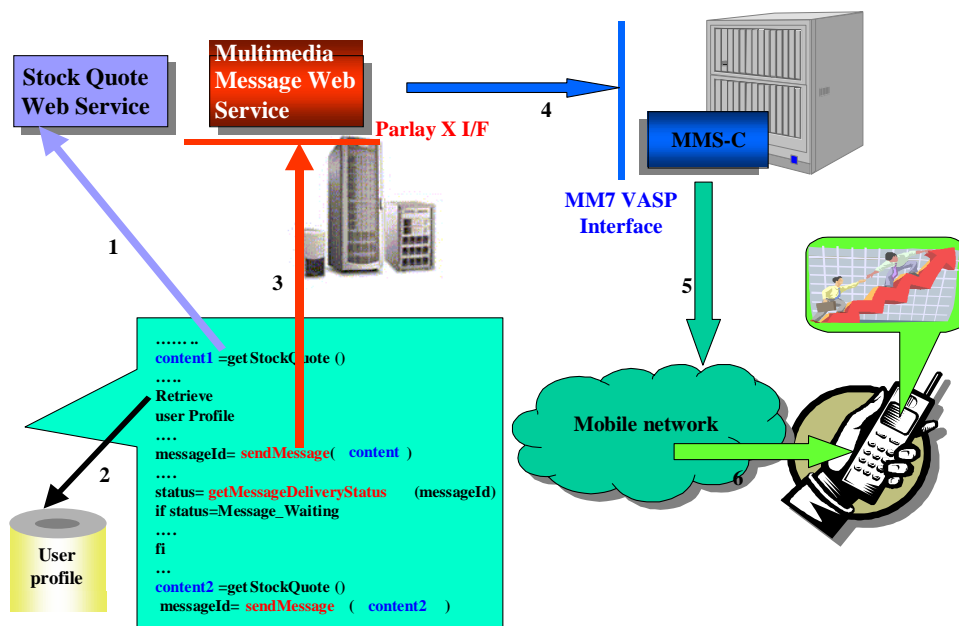


Figure 4.1: Multimedia Messaging Scenario

Alternatively this service could have been built using WAP push features in the network.

Figure 4.2 shows an example scenario using sendMessage and getMessageDeliveryStatus to send a link to subscribers and to determine if the data has been received by the subscriber. The application invokes a Web Service to generate a stock quote graph (1) and (2) and sends the current quote as a WAP push link - sendMessage - using the Parlay X Interface (3) of the Multimedia Messaging Web Service. After invocation, the Multimedia Message Web Service sends the message to an SMS (4) for onward transmission (5) to the subscriber over the Mobile network. The subscriber can then open the link and access his content.

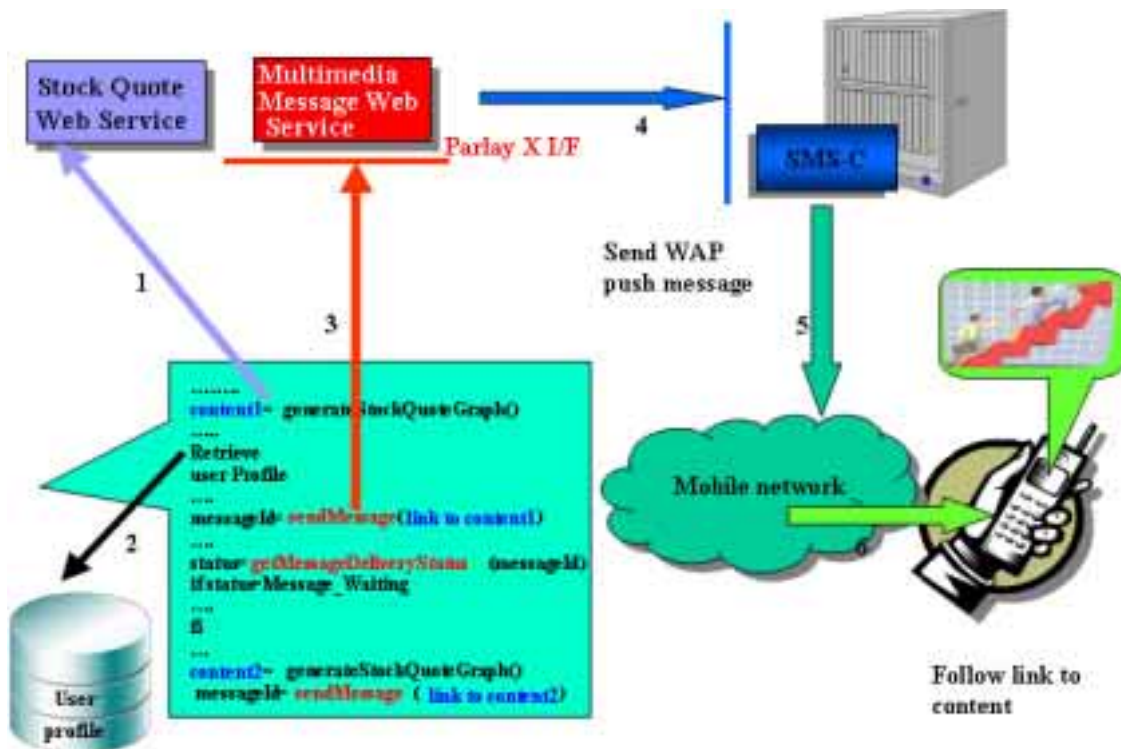


Figure 4.2: WAP push scenario

---

## 5 Namespaces

The SendMessage interface uses the namespace:

[http://www.csapi.org/wsd/parlayx/multimedia\\_messaging/send/v2\\_4](http://www.csapi.org/wsd/parlayx/multimedia_messaging/send/v2_4)

The ReceiveMessage interface uses the namespace:

[http://www.csapi.org/wsd/parlayx/multimedia\\_messaging/receive/v2\\_4](http://www.csapi.org/wsd/parlayx/multimedia_messaging/receive/v2_4)

The MessageNotification interface uses the namespace:

[http://www.csapi.org/wsd/parlayx/multimedia\\_messaging/notification/v2\\_4](http://www.csapi.org/wsd/parlayx/multimedia_messaging/notification/v2_4)

The MessageNotificationManager interface uses the namespace:

[http://www.csapi.org/wsd/parlayx/multimedia\\_messaging/notification\\_manager/v2\\_5](http://www.csapi.org/wsd/parlayx/multimedia_messaging/notification_manager/v2_5)

The data types are defined in the namespace:

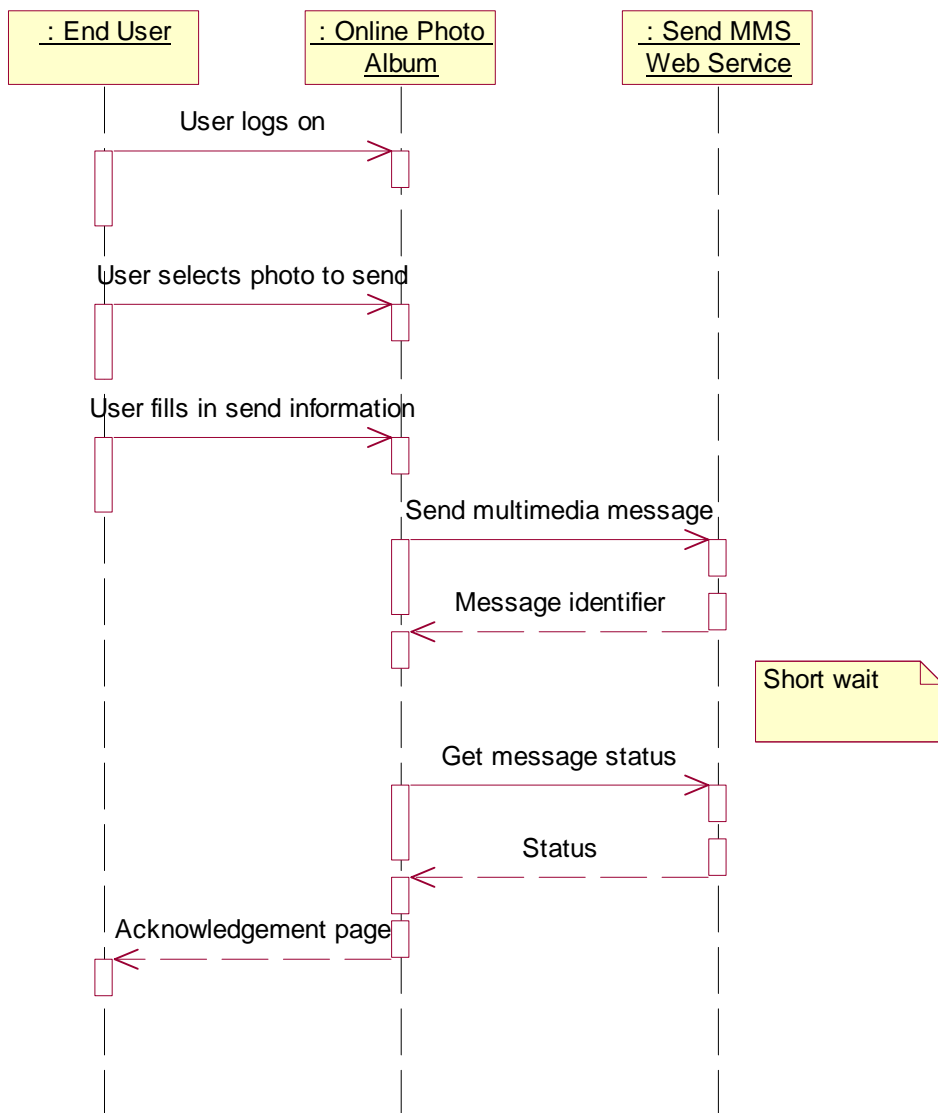
[http://www.csapi.org/schema/parlayx/multimedia\\_messaging/v2\\_4](http://www.csapi.org/schema/parlayx/multimedia_messaging/v2_4)

The 'xsd' namespace is used in the present document to refer to the XML Schema data types defined in XML Schema [5]. The use of the name 'xsd' is not semantically significant.

# 6 Sequence diagrams

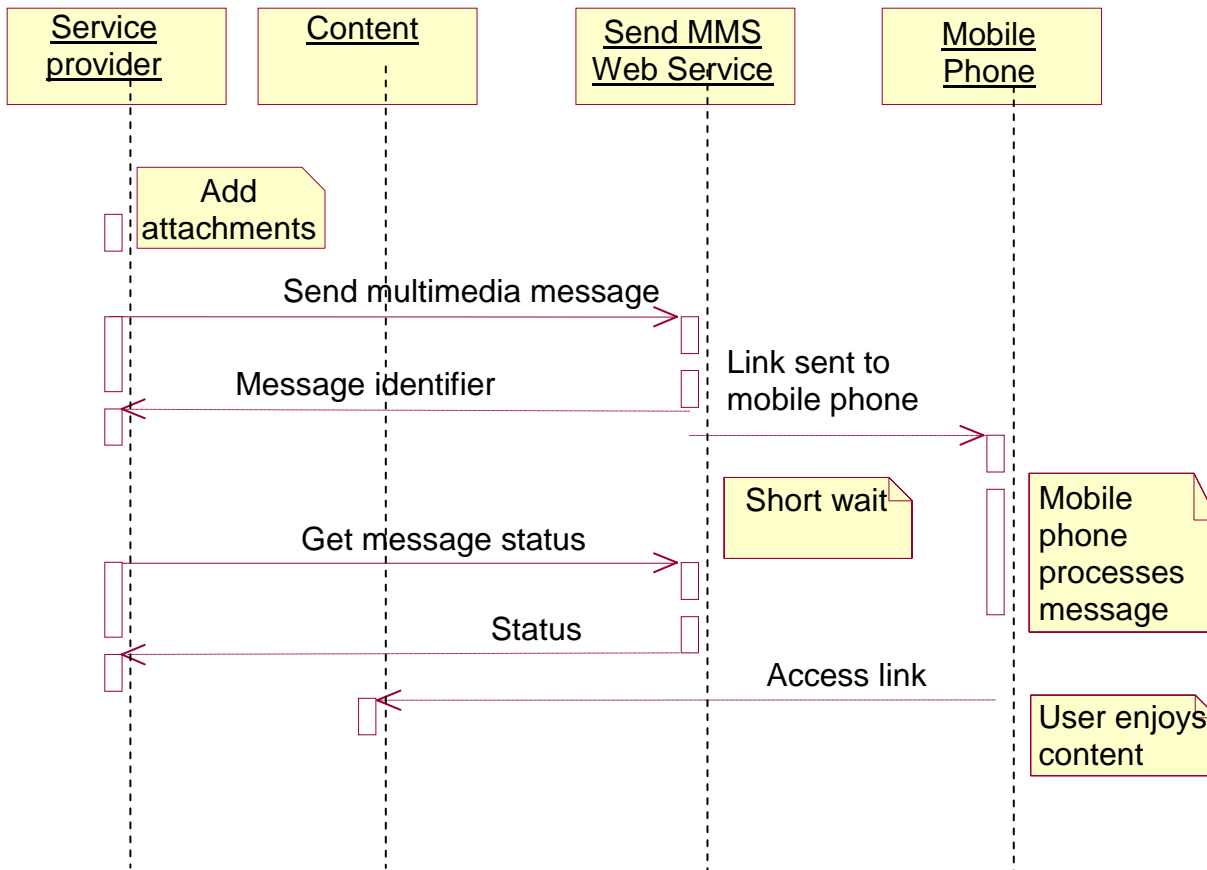
## 6.1 Send picture

With the advent of picture capable mobile phones, the exchange of photos to mobile phones is becoming more common place. This sequence diagram shows an application where a person can send a picture from an online photo album to a mobile phone.



## 6.2 Send WAP push message

For mobile phones capable of receiving WAP push messages, link to content can be sent using this example. The suggested MIME type for the attachment defined by OMA is text/vnd.wap.sl for sending HTTP links or WAP links to a mobile phone. This sequence diagram shows an application where a link is sent to a mobile phone, and the mobile phone fetches the content.



## 7 XML schema data type definition

### 7.1 DeliveryStatus enumeration

List of delivery status values.

Enumeration	Description
DeliveredToTerminal	Successful delivery to Terminal.
DeliveryUncertain	Delivery status unknown: e.g. because it was handed off to another network.
DeliveryImpossible	Unsuccessful delivery; the message could not be delivered before it expired.
MessageWaiting	The message is still queued for delivery. This is a temporary state, pending transition to one of the preceding states.
DeliveredToNetwork	Successful delivery to the network enabler responsible for distributing the multimedia message further in the network.
DeliveryNotificationNotSupported	Unable to provide delivery receipt notification. NotifyMessageDeliveryReceipt function will provide 'DeliveryNotificationNotSupported' to indicate that delivery receipt for the specified address in a SendMessageRequest is not supported.

## 7.2 MessagePriority enumeration

List of delivery priority values.

Enumeration	Description
Default	Default message priority
Low	Low message priority
Normal	Normal message priority
High	High message priority

## 7.3 DeliveryInformation structure

Delivery status information.

Element name	Element type	Optional	Description
Address	xsd:anyURI	No	Address associated with the delivery status. The address field is coded as a URI.
DeliveryStatus	DeliveryStatus	No	Indicates delivery status for the destination address.

## 7.4 MessageReference structure

Message information.

Element name	Element type	Optional	Description
messageIdentifier	xsd:string	Yes	If present, contains a reference to a message stored in the Parlay X gateway. If the message is pure text, this parameter is not present.
messageServiceActivationNumber	xsd:string	No	Number associated with the invoked Message service, i.e. the destination address used by the terminal to send the message.
senderAddress	xsd:anyURI	No	Indicates message sender address.
subject	xsd:string	Yes	If present, indicates the subject of the received message. This parameter will not be used for SMS services.
priority	MessagePriority	No	The priority of the message: default is Normal.
message	xsd:string	Yes	If present, then the <b>messageIdentifier</b> is not present and this parameter contains the whole message. The type of the message is always pure ASCII text in this case. The message will not be stored in the Parlay X gateway.
DateTime	xsd:dateTime	Yes	Time when message was received by operator

## 7.5 MessageURI structure

Message location information.

Element name	Element type	Optional	Description
bodyText	xsd:string	Yes	Contains the message body if it is encoded as ASCII text.
fileReferences	xsd:anyURI [0..unbounded]	Yes	This is an array of URI references to all the attachments in the Multimedia message. These are URIs to different files, e.g. GIF pictures or pure text files.

## 8 Web Service interface definition

### 8.1 Interface: SendMessage

Operations to send messages and check status on sent messages.

#### 8.1.1 Operation: SendMessage

Request to send a Message to a set of destination addresses, returning a **requestIdentifier** to identify the message. The **requestIdentifier** can subsequently be used by the application to poll for the message status, i.e. using **getMessageDeliveryStatus** to see if the message has been delivered or not. The content is sent as one or more attachments as specified in SOAP Messages with Attachments [7].

**addresses** may include group URIs as defined in the Address List Management specification. If groups are not supported, a PolicyException (POL0006) will be returned to the application.

Optionally the application can also indicate the sender address (**senderAddress**), i.e. the string that is displayed on the user's terminal as the originator of the message, the message **priority**, the message **subject**, the **charging** information and a **receiptRequest**. The **receiptRequest** which is a SimpleReference structure indicates the application endpoint, interface used for notification of delivery receipt and a correlator that uniquely identifies the sending request. By invoking this operation with the optional **receiptRequest** part the application requires to receive the notification of the status of the message delivery.

If notification mechanism is not supported by a network a fault (SVC0283) will be returned to the application and the message will not be sent to the addresses specified. Notification to the application is done by invoking the **notifyMessageDeliveryReceipt** operation at the endpoint specified in **receiptRequest**.

The correlator provided in the **receiptRequest** must be unique for this Web Service and application at the time the notification is initiated, otherwise a **ServiceException** (SVC0005) will be returned to the application.

##### 8.1.1.1 Input message: SendMessageRequest

Part name	Part type	Optional	Description
Addresses	xsd:anyURI [1..unbounded]	No	Destination addresses for the Message.
SenderAddress	xsd:string	Yes	Message sender address. This parameter is not allowed for all 3 <sup>rd</sup> party providers. Parlay X server needs to handle this according to a SLA for the specific application and its use can therefore result in a PolicyException.
Subject	xsd:string	Yes	Message subject. If mapped to SMS this parameter will be used as the senderAddress, even if a separate senderAddress is provided.
Priority	MessagePriority	Yes	Priority of the message. If not present, the network will assign a priority based on an operator policy.
Charging	Common:Charging Information	Yes	Charging to apply to this message.
ReceiptRequest	Common:Simple Reference	Yes	It defines the application endpoint, interfaceName and correlator that will be used to notify the application when the message has been delivered to terminal or if delivery is impossible.

NOTE: The input message contains one or more attachments, with appropriate content as defined by SOAP Messages with Attachments [7].

##### 8.1.1.2 Output message: SendMessageResponse

Part name	Part type	Optional	Description
result	xsd:string	No	It is a correlation identifier that is used in a <b>getMessageDeliveryStatus</b> message invocation, i.e. to poll for the delivery status of all of the sent Messages.

### 8.1.1.3 Referenced faults

ServiceException from [6]:

- SVC0001 - Service error.
- SVC0002 - Invalid input value.
- SVC0004 - No valid addresses.
- SVC0006 - Invalid group.
- SVC0283 - Delivery Receipt Notification not supported

PolicyException from [6]:

- POL0001 - Policy error.
- POL0006 - Groups not allowed.
- POL0007 - Nested groups not allowed.
- POL0008 - Charging not supported.

## 8.1.2 Operation: GetMessageDeliveryStatus

This is a poll method used by the application to retrieve delivery status for each message sent as a result of a previous **sendMessage** message invocation. The **requestIdentifier** parameter identifies this previous message invocation.

This operation can be invoked multiple times by the application even if the status has reached a final value. However, after the status has reached a final value, status information will be available only for a limited period of time as defined by a service policy.

### 8.1.2.1 Input message: GetMessageDeliveryStatusRequest

Part name	Part type	Optional	Description
RequestIdentifier	xsd:string	No	Identifier related to the delivery status request.

### 8.1.2.2 Output message: GetMessageDeliveryStatusResponse

Part name	Part type	Optional	Description
result	DeliveryInformation [0..unbounded]	Yes	It is an array of status of the messages that were previously sent. Each array element represents a sent message: i.e. its destination address and its delivery status.

### 8.1.2.3 Referenced faults

ServiceException from [6]:

- SVC0001 - Service error.
- SVC0002 - Invalid input value.

PolicyException from [6]:

- POL0001 - Policy error.
- POL0010 – Retention time interval expired

## 8.2 Interface: ReceiveMessage

Operations to retrieve messages that have been received.

### 8.2.1 Operation: GetReceivedMessages

This method enables the application to poll for new messages received that fulfil the criteria identified by **registrationIdentifier**. The priority parameter may be used by the application to retrieve references to higher priority messages, e.g. if Normal is chosen only references to high priority and normal priority messages are returned. If the priority parameter is omitted all message references are returned.

The operation returns a new list of received messages: i.e. only the received messages that the application has not retrieved by previous invocations of this operation. Moreover, each received message will be automatically removed from the server after an agreed time interval, as defined by a service policy.

#### 8.2.1.1 Input message: GetReceivedMessagesRequest

Part name	Part type	Optional	Description
RegistrationIdentifier	xsd:string	No	Identifies the provisioning step that enables the application to receive notification of Message reception according to specified criteria.
Priority	MessagePriority	Yes	The priority of the messages to poll from the Parlay X gateway. All messages of the specified priority and higher will be retrieved. If not specified, all messages shall be returned, i.e. the same as specifying Low.

#### 8.2.1.2 Output message: GetReceivedMessagesResponse

Part name	Part type	Optional	Description
result	MessageReference [0..unbounded]	Yes	It contains an array of messages received according to the specified filter of <b>registrationIdentifier</b> and <b>priority</b> .

#### 8.2.1.3 Referenced faults

ServiceException from [6]:

- SVC0001 - Service error.
- SVC0002 - Invalid input value.

PolicyException from [6]:

- POL0001 - Policy error.
- POL0010 – Retention time interval expired

### 8.2.2 Operation: GetMessageURIs

This method will read the different parts of the message, create local files in the Parlay Gateway and return URI references to them. The application can then simply read each file or just have them presented as links to the end-user. The URIs to the files will be active for as long as the message remains on the server: i.e. an agreed time interval as defined by a service policy.

#### 8.2.2.1 Input message: GetMessageURIsRequest

Part name	Part type	Optional	Description
MessageRefIdentifier	xsd:string	No	The identity of the message to retrieve.



### 8.2.2.2 Output message: GetMessageURIsResponse

Part name	Part type	Optional	Description
result	MessageURI	No	It contains the complete message, i.e. the textual part of the message, if such exists, and a list of file references for the message attachments, if any.

### 8.2.2.3 Referenced faults

ServiceException from [6]:

- SVC0001 - Service error.
- SVC0002 - Invalid input value.

PolicyException from [6]:

- POL0001 - Policy error.
- POL0010 – Retention time interval expired

## 8.2.3 Operation: GetMessage

This method will read the whole message. The data is returned as an attachment, as defined in SOAP Messages with Attachments [7], in the return message. Note that the received message is only available on the server for an agreed time interval following receipt, as defined by a service policy.

### 8.2.3.1 Input message: GetMessageRequest

Part name	Part type	Optional	Description
MessageRefIdentifier	String	No	The identity of the message

### 8.2.3.2 Output message: GetMessageResponse

Part name	Part type	Optional	Description
None			

### 8.2.3.3 Referenced faults

ServiceException from [6]:

- SVC0001 - Service error.
- SVC0002 - Invalid input value.

PolicyException from [6]:

- POL0001 - Policy error.
- POL0010 – Retention time interval expired.

## 8.3 Interface: MessageNotification

MessageNotification is the application side notification interface to which multimedia messages are delivered.

### 8.3.1 Operation: NotifyMessageReception

The notification is used to send a multimedia message to the application. The notification will occur only if the multimedia message fulfils the criteria specified when starting the multimedia message notification.

#### 8.3.1.1 Input message: NotifyMessageReceptionRequest

Part name	Part type	Optional	Description
correlator	xsd:string	No	Correlator provided in request to set up this notification
Message	MessageReference	No	This parameter contains all the information associated with the received message.

#### 8.3.1.2 Output message: NotifyMessageReceptionResponse

Part name	Part type	Optional	Description
None			

#### 8.3.1.3 Referenced faults

None.

### 8.3.2 Operation: NotifyMessageDeliveryReceipt

The **notifyMessageDeliveryReceipt** method must be implemented by a Web Service at the *application side* if it requires notification of message delivery receipt. It will be invoked by the Parlay X server to notify the application when a message sent by an application has been delivered to the terminal of the recipient or if delivery is impossible. The notification will occur if and only if the status of the sent message is "DeliveredToTerminal" or "DeliveryImpossible" and the application has specified interest in notification when sending a message by specifying the optional receiptRequest parameter. The correlator returned corresponds to the identifier specified by the application in the **receiptRequest** of the original **sendMessage** request

When a message is sent to multiple addresses, the notification from the server will send notification for each terminal as and when a message is delivered to a terminal.

The following three different message delivery status will be returned in NotifyMessageDeliveryReceiptResponse:

- 'DeliveryImpossible': unsuccessful delivery; the message could not be delivered before it expired.
- 'DeliveredToTerminal': when message has been successfully delivered to the terminal.
- "DeliveredNotificationNotSupported" - If notification is supported by the network but it does not support delivery receipt for one or more addresses specified in the **sendMessage** message. The service will send this status for those addresses.

#### 8.3.2.1 Input message: NotifyMessageDeliveryReceiptRequest

Part name	Part type	Optional	Description
Correlator	xsd:string	No	The identifier defining the original SendRequest. This correlator was passed by the application during the SendMessage request
DeliveryStatus	DeliveryInformation	No	It lists the variations on the delivery status of the message to a terminal. Possible values are: <ul style="list-style-type: none"> <li>• DeliveryImpossible</li> <li>• DeliveredToTerminal</li> <li>• DeliveryNotificationNotSupported</li> </ul>

### 8.3.2.2 Output message: NotifyMessageDeliveryReceiptResponse

Part name	Part type	Optional	Description
None			

### 8.3.2.3 Referenced faults

None.

## 8.4 Interface: MessageNotificationManager

The multimedia message notification manager enables applications to set up and tear down notifications for multimedia messages online.

### 8.4.1 Operation: StartMessageNotification

Start notifications to the application for a given Message Service activation number and criteria.

The Message Service activation number is an Address Data item e.g. Shortcode, as defined in 3GPP TS 29.199-1 [6].

The correlator provided in the reference must be unique for the application Web Service at the time the notification is initiated, otherwise a ServiceException (SVC0005) will be returned to the application..

If specified, criteria will be used to filter messages that are to be delivered to an application. If criteria are not provided, or are an empty string, then all messages for the MessageServiceActivationNumber will be delivered to the application. The MessageServiceActivationNumber and criteria combination must be unique. If a criteria overlaps then SVC0008 will be returned to the application and the notification will not be set up. Note that the use of criteria will allow different notification endpoints to receive notifications for the same MessageServiceActivationNumber. The combination of MessageServiceActivationNumber and criteria must be unique, so that a notification will be delivered to only one notification endpoint. If no match is found, the message will not be delivered to the application.

#### 8.4.1.1 Input message: StartMessageNotificationRequest

Part name	Part type	Optional	Description
Reference	common:SimpleReference	No	Notification endpoint definition
MessageServiceActivationNumber	xsd:anyURI	No	the destination address of the multimedia message
Criteria	xsd:string	Yes	The text to match against to determine the application to receive the notification. This text is matched against the first word, as defined as the initial characters after discarding any leading Whitespace and ending with a Whitespace or end of the string. The matching shall be case-insensitive. If the subject of the multimedia message is present it shall be used as the string, if not the string is defined as the first plain/text part of the content (see 3GPP TS 23.140 [8]).

#### 8.4.1.2 Output message: StartMessageNotificationResponse

Part Name	Part Type	Optional	Description
none			

### 8.4.1.3 Referenced Faults

ServiceException from [6]

- SVC0001 – Service error
- SVC0002 – Invalid input value
- SVC0005 – Duplicate correlator
- SVC0008 – Overlapping Criteria

PolicyException from [6]

- POL0001 – Policy error

## 8.4.2 Operation: StopMessageNotification

The application may end a multimedia message notification using this operation

### 8.4.2.1 Input message: StopMessageNotificationRequest

Part name	Part type	Optional	Description
Correlator	xsd:string	No	Correlator of request to end

### 8.4.2.2 Output message: StopMessageNotificationResponse

Part Name	Part Type	Optional	Description
None			

### 8.4.2.3 Referenced Faults

ServiceException from [6]

- SVC0001 – Service error
- SVC0002 – Invalid input value

PolicyException from [6]

- POL0001 – Policy error

---

## 9 Fault definitions

### 9.1 ServiceException

#### 9.1.1 Void

The fault code (SVC0230) is reserved and shall not be used.

#### 9.1.2 SVC0283: Delivery Receipt Notification not supported

Name	Description
Message Id	SVC0283
Text	Delivery Receipt Notification not supported
Variables	

---

## 10 Service policies

**Table: Service policies for this service**

Name	Type	Description
GroupSupport	xsd:Boolean	Groups may be included with addresses
NestedGroupSupport	xsd:Boolean	Are nested groups supported in group definitions
ChargingSupported	xsd:Boolean	Charging supported for send message operation
StatusRetentionTime	common:TimeMetric	A time interval that begins after the status of a message delivery request has reached a final value. During this interval, the delivery status information remains available for retrieval by the application.
MessageRetentionTime	common:TimeMetric	A time interval that begins after the receipt of a message. During this interval, the message remains available for retrieval by the application.

---

## Annex A (normative): WSDL for Multimedia Messaging

The document/literal WSDL representation of this interface specification is compliant to 3GPP TS 29.199-1 [6] and is contained in text files (contained in archive 29199-05-660-doclit.zip) which accompanies the present document.

## Annex B (informative): Change history

Change history								
Date	TSG #	TSG Doc.	CR	Rev	Subject/Comment	Cat	Old	New
Dec 2003	CN_21	NP-030552	--	--	Submitted to CN#22 for Information	--	1.0.0	--
Jan 2004	--	--	--	--	Added The W3C WSDL representation of the APIs specified in the present document is contained in a set of files which accompany the present document: px0326rpcenc.zip px0326rpclit.zip	--	1.0.1	--
Jun 2004	CN_24	NP-040274	--	--	Split into multi-part specification. 29.199-0n, for n=1,2...9. Submitted to CN#24 for Information	--	1.0.3	--
Sep 2004	CN_25	NP-040360	--	--	Draft v200 submitted to TSG CN#25 for Approval.	--	2.0.0	6.0.0
Dec 2004	CN_26	NP-040487	0001	--	Add MessageNotificationManager interface to PXWS Multimedia-Messaging	B	6.0.0	6.1.0
Mar 2005	CN_27	NP-050021	0002	--	Correct criteria	C	6.1.0	6.2.0
Mar 2005	CN_27	NP-050021	0003	--	Fix StopMessageNotification message part	F	6.1.0	6.2.0
Jun 2005	CT_28	CP-050221	0004	--	Optionals for Part 5	F	6.2.0	6.3.0
Dec 2005	CT_30	CP-050569	0005	--	Add support for short codes in the API	F	6.3.0	6.4.0
Dec 2005	CT_30	CP-050570	0006	--	Missing asynchronous notification of delivery receipt for Multimedia Messaging	F	6.3.0	6.4.0
Dec 2005	CT_30	CP-050570	0007	--	Inconsistent part naming in PX response messages	F	6.3.0	6.4.0
Jun 2006	CT_32	CP-060201	0005	--	Add missing DateTime to multimedia message	F	6.4.0	6.5.0
Jun 2006	CT_32	CP-060366	0006	2	Clarify WAP push using Multimedia messaging interface	F	6.4.0	6.5.0
Dec 2006	CT_34	CP-060722	0008	1	Remove comments that refer to offline provisioning and add service policies to represent configurable parameters	F	6.5.0	6.6.0

---

# History

<b>Document history</b>		
V6.1.0	December 2004	Publication
V6.2.0	March 2005	Publication
V6.3.0	June 2005	Publication
V6.4.0	December 2005	Publication
V6.5.0	June 2006	Publication
V6.6.0	December 2006	Publication