

ETSI TS 129 198-11 V4.5.0 (2004-06)

Technical Specification

**Universal Mobile Telecommunications System (UMTS);
Open Service Access (OSA)
Application Programming Interface (API);
Part 11: Account management
(3GPP TS 29.198-11 version 4.5.0 Release 4)**



Reference

RTS/TSGN-0529198-11v450

Keywords

UMTS

ETSI

650 Route des Lucioles
F-06921 Sophia Antipolis Cedex - FRANCE

Tel.: +33 4 92 94 42 00 Fax: +33 4 93 65 47 16

Siret N° 348 623 562 00017 - NAF 742 C
Association à but non lucratif enregistrée à la
Sous-Préfecture de Grasse (06) N° 7803/88

Important notice

Individual copies of the present document can be downloaded from:

<http://www.etsi.org>

The present document may be made available in more than one electronic version or in print. In any case of existing or perceived difference in contents between such versions, the reference version is the Portable Document Format (PDF). In case of dispute, the reference shall be the printing on ETSI printers of the PDF version kept on a specific network drive within ETSI Secretariat.

Users of the present document should be aware that the document may be subject to revision or change of status. Information on the current status of this and other ETSI documents is available at

<http://portal.etsi.org/tb/status/status.asp>

If you find errors in the present document, send your comment to:

editor@etsi.org

Copyright Notification

No part may be reproduced except as authorized by written permission.
The copyright and the foregoing restriction extend to reproduction in all media.

© European Telecommunications Standards Institute 2004.
All rights reserved.

DECTTM, **PLUGTESTS**TM and **UMTS**TM are Trade Marks of ETSI registered for the benefit of its Members.
TIPHONTM and the **TIPHON logo** are Trade Marks currently being registered by ETSI for the benefit of its Members.
3GPPTM is a Trade Mark of ETSI registered for the benefit of its Members and of the 3GPP Organizational Partners.

Intellectual Property Rights

IPRs essential or potentially essential to the present document may have been declared to ETSI. The information pertaining to these essential IPRs, if any, is publicly available for **ETSI members and non-members**, and can be found in ETSI SR 000 314: *"Intellectual Property Rights (IPRs); Essential, or potentially Essential, IPRs notified to ETSI in respect of ETSI standards"*, which is available from the ETSI Secretariat. Latest updates are available on the ETSI Web server (<http://webapp.etsi.org/IPR/home.asp>).

Pursuant to the ETSI IPR Policy, no investigation, including IPR searches, has been carried out by ETSI. No guarantee can be given as to the existence of other IPRs not referenced in ETSI SR 000 314 (or the updates on the ETSI Web server) which are, or may be, or may become, essential to the present document.

Foreword

This Technical Specification (TS) has been produced by ETSI 3rd Generation Partnership Project (3GPP).

The present document may refer to technical specifications or reports using their 3GPP identities, UMTS identities or GSM identities. These should be interpreted as being references to the corresponding ETSI deliverables.

The cross reference between GSM, UMTS, 3GPP and ETSI identities can be found under <http://webapp.etsi.org/key/queryform.asp>.

Contents

Intellectual Property Rights	2
Foreword.....	2
Foreword.....	5
Introduction	5
1 Scope	6
2 References	6
3 Definitions and abbreviations.....	6
3.1 Definitions	6
3.2 Abbreviations	7
4 Account Management SCF	7
4.1 General requirements on support of methods.....	7
5 Sequence Diagrams	7
5.1 Standard Transaction History Retrieval	7
5.2 Standard Query Handling	8
5.3 Standard Notification handling.....	10
6 Class Diagrams.....	11
7 The Service Interface Specifications	12
7.1 Interface Specification Format	12
7.1.1 Interface Class	12
7.1.2 Method descriptions.....	12
7.1.3 Parameter descriptions.....	13
7.1.4 State Model.....	13
7.2 Base Interface.....	13
7.2.1 Interface Class IpInterface	13
7.3 Service Interfaces	13
7.3.1 Overview	13
7.4 Generic Service Interface	13
7.4.1 Interface Class IpService	13
8 Account Management Interface Classes	14
8.1 Interface Class IpAccountManager	14
8.2 Interface Class IpAppAccountManager	17
9 State Transition Diagrams	19
9.1 State Transition Diagrams for IpAccountManager.....	19
9.1.1 Active State.....	20
9.1.2 Notifications created State	20
10 Account Management Service Properties	20
11 Data Definitions	22
11.1 Account Management Data Definitions	22
11.1.1 IpAppAccountManager	22
11.1.2 IpAppAccountManagerRef.....	22
11.1.3 IpAccountManager	22
11.1.4 IpAccountManagerRef.....	22
11.1.5 TpBalanceQueryError.....	22
11.1.6 TpChargingEventName	23
11.1.7 TpBalanceInfo	23
11.1.8 TpChargingEventInfo	24
11.1.9 TpChargingEventCriteria.....	24
11.1.10 TpChargingEventNameSet	24

11.1.11	TpChargingEventCriteriaResult	24
11.1.12	TpChargingEventCriteriaResultSet	24
11.1.13	TpBalance	24
11.1.14	TpBalanceSet	24
11.1.15	TpTransactionHistory	25
11.1.16	TpTransactionHistorySet	25
11.1.17	TpTransactionHistoryStatus	25
12	Exception Classes	25
Annex A (normative):	OMG IDL Description of Account Management SCF	26
Annex B (informative):	Change history	27
History		28

Foreword

This Technical Specification has been produced by the 3rd Generation Partnership Project (3GPP).

The contents of the present document are subject to continuing work within the TSG and may change following formal TSG approval. Should the TSG modify the contents of the present document, it will be re-released by the TSG with an identifying change of release date and an increase in version number as follows:

Version x.y.z

where:

- x the first digit:
 - 1 presented to TSG for information;
 - 2 presented to TSG for approval;
 - 3 or greater indicates TSG approved document under change control.
- y the second digit is incremented for all changes of substance, i.e. technical enhancements, corrections, updates, etc.
- z the third digit is incremented when editorial only changes have been incorporated in the document.

Introduction

The present document is part 11 of a multi-part TS covering the 3rd Generation Partnership Project: Technical Specification Group Core Network; Open Service Access (OSA); Application Programming Interface (API), as identified below. The **API specification** (3GPP TS 29.198) is structured in the following Parts:

Part 1:	Overview	
Part 2:	Common Data Definitions	
Part 3:	Framework	
Part 4:	Call Control SCF	
Part 5:	User Interaction SCF	
Part 6:	Mobility SCF	
Part 7:	Terminal Capabilities SCF	
Part 8:	Data Session Control SCF	
Part 9:	Generic Messaging SCF	(not part of 3GPP Release 4)
Part 10:	Connectivity Manager SCF	(not part of 3GPP Release 4)
Part 11:	Account Management SCF	
Part 12:	Charging SCF	

The **Mapping specification of the OSA APIs and network protocols** (3GPP TR 29.998) is also structured as above. A mapping to network protocols is however not applicable for all Parts, but the numbering of Parts is kept. Also in case a Part is not supported in a Release, the numbering of the parts is maintained.

OSA API specifications 29.198-family		OSA API Mapping - 29.998-family	
29.198-1	Part 1: Overview	29.998-1	Part 1: Overview
29.198-2	Part 2: Common Data Definitions	29.998-2	<i>Not Applicable</i>
29.198-3	Part 3: Framework	29.998-3	<i>Not Applicable</i>
29.198-4	Part 4: Call Control SCF	29.998-4-1	Subpart 1: Generic Call Control – CAP mapping
		29.998-4-2	
29.198-5	Part 5: User Interaction SCF	29.998-5-1	Subpart 1: User Interaction – CAP mapping
		29.998-5-2	
		29.998-5-3	
		29.998-5-4	Subpart 4: User Interaction – SMS mapping
29.198-6	Part 6: Mobility SCF	29.998-6	User Status and User Location – MAP mapping
29.198-7	Part 7: Terminal Capabilities SCF	29.998-7	<i>Not Applicable</i>
29.198-8	Part 8: Data Session Control SCF	29.998-8	Data Session Control – CAP mapping
29.198-9	<i>Part 9: Generic Messaging SCF</i>	29.998-9	<i>Not Applicable</i>
29.198-10	<i>Part 10: Connectivity Manager SCF</i>	29.998-10	<i>Not Applicable</i>
29.198-11	Part 11: Account Management SCF	29.998-11	<i>Not Applicable</i>
29.198-12	Part 12: Charging SCF	29.998-12	<i>Not Applicable</i>

1 Scope

The present document is Part 11 of the Stage 3 specification for an Application Programming Interface (API) for Open Service Access (OSA).

The OSA specifications define an architecture that enables application developers to make use of network functionality through an open standardised interface, i.e. the OSA APIs. The concepts and the functional architecture for the OSA are contained in 3GPP TS 23.127 [3]. The requirements for OSA are contained in 3GPP TS 22.127 [2].

The present document specifies the Account Management Service Capability Feature (SCF) aspects of the interface. All aspects of the Account Management SCF are defined here, these being:

- Sequence Diagrams
- Class Diagrams
- Interface specification plus detailed method descriptions
- State Transition diagrams
- Data definitions
- IDL Description of the interfaces

The process by which this task is accomplished is through the use of object modelling techniques described by the Unified Modelling Language (UML).

This specification has been defined jointly between 3GPP TSG CN WG5, ETSI TISPAN and the Parlay Group Inc., in co-operation with a number of JAIN™ Community member companies.

2 References

The following documents contain provisions which, through reference in this text, constitute provisions of the present document.

- References are either specific (identified by date of publication, edition number, version number, etc.) or non-specific.
- For a specific reference, subsequent revisions do not apply.
- For a non-specific reference, the latest version applies. In the case of a reference to a 3GPP document (including a GSM document), a non-specific reference implicitly refers to the latest version of that document *in the same Release as the present document*.

- [1] 3GPP TS 29.198-1 "Open Service Access; Application Programming Interface; Part 1: Overview".
- [2] 3GPP TS 22.127: "Stage 1 Service Requirement for the Open Service Access (OSA) (Release 4)".
- [3] 3GPP TS 23.127: "Virtual Home Environment (Release 4)".
- [4] ISO 4217 (1995): "Codes for the representation of currencies and funds".

3 Definitions and abbreviations

3.1 Definitions

For the purposes of the present document, the terms and definitions given in TS 29.198-1 [1] apply.

3.2 Abbreviations

For the purposes of the present document, the abbreviations given in TS 29.198-1 [1] apply.

4 Account Management SCF

The following clauses describe each aspect of the Account Management Service Capability Feature (SCF).

The order is as follows:

- The Sequence diagrams give the reader a practical idea of how each of the SCFs is implemented.
- The Class relationships clause shows how each of the interfaces applicable to the SCF, relate to one another
- The Interface specification clause describes in detail each of the interfaces shown within the Class diagram part.
- The State Transition Diagrams (STD) show the progression of internal processes either in the application, or Gateway.
- The Data definitions section shows a detailed expansion of each of the data types associated with the methods within the classes. Note that some data types are used in other methods and classes and are therefore defined within the Common Data types part of this specification.

4.1 General requirements on support of methods

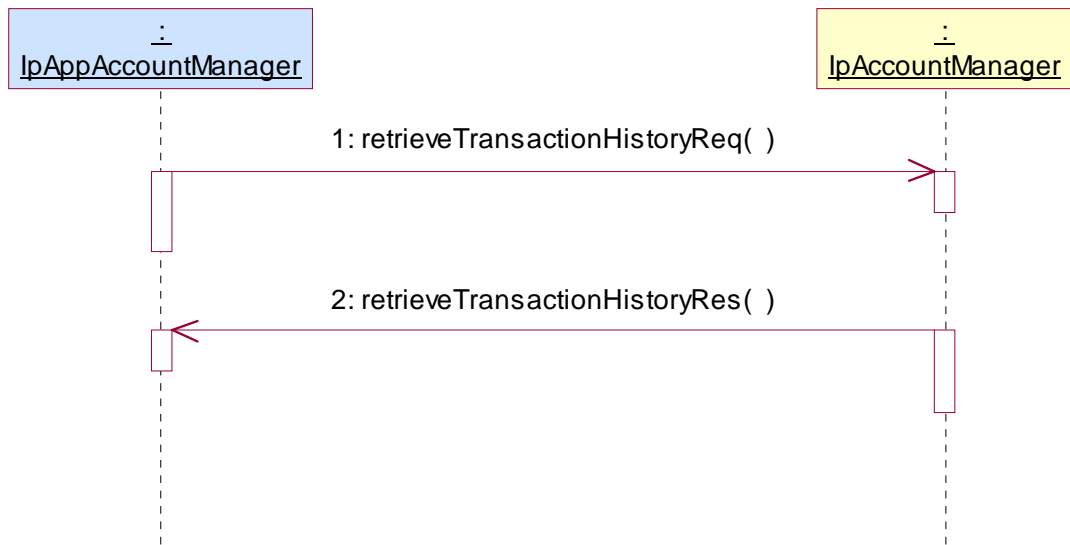
An implementation of this API which supports or implements a method described in the present document, shall support or implement the functionality described for that method, for at least one valid set of values for the parameters of that method.

Where a method is not supported by an implementation of a Service interface, the exception `P_METHOD_NOT_SUPPORTED` shall be returned to any call of that method.

Where a method is not supported by an implementation of an Application interface, a call to that method shall be possible, and no exception shall be returned.

5 Sequence Diagrams

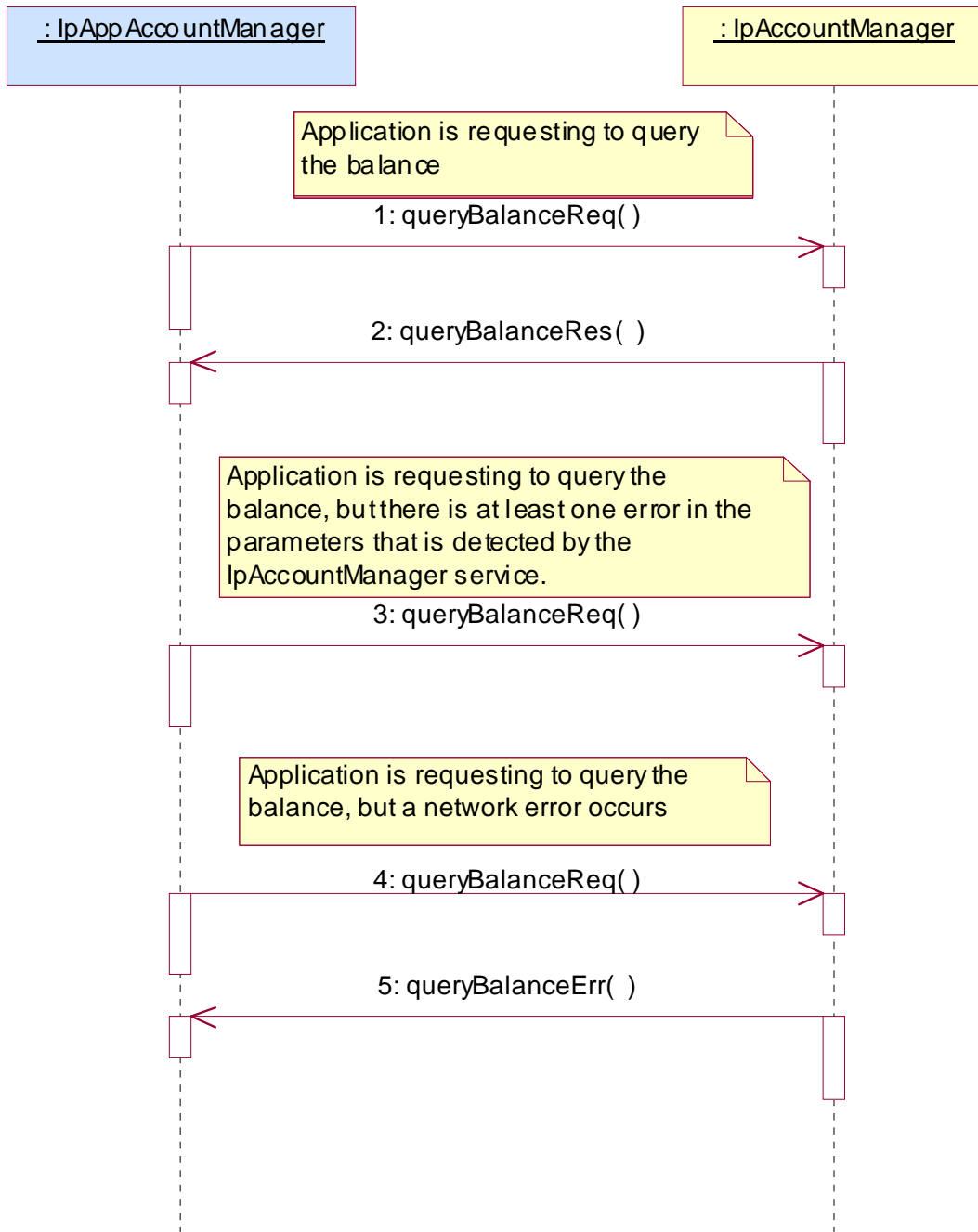
5.1 Standard Transaction History Retrieval



1: This message is used by the application to retrieve a transaction history for a certain subscriber's account.

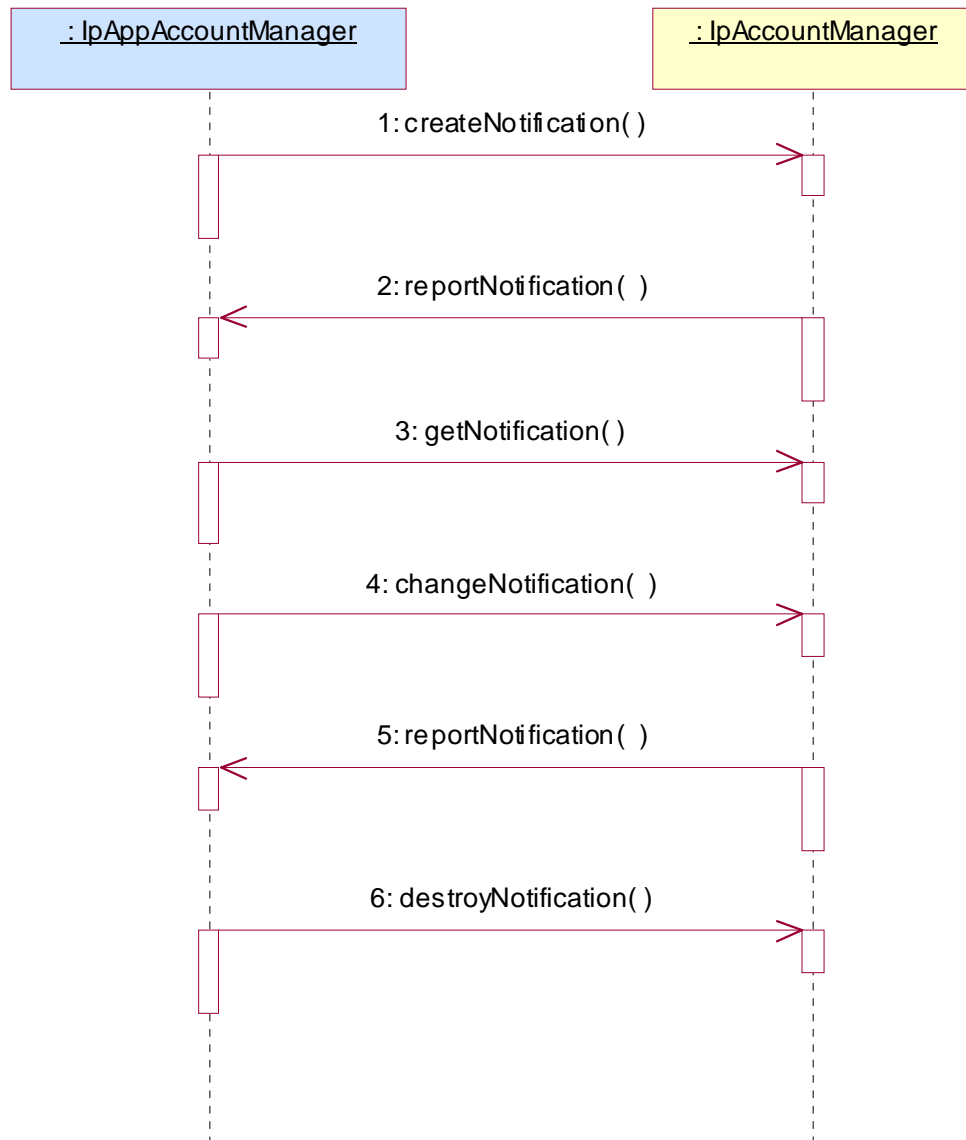
2: This method passes the result of the transaction history retrieval request for a specific user to its callback object.

5.2 Standard Query Handling



- 1: This message is used to query the balance of the account of one or several users.
- 2: This message passes the result of the balance query for one or several users to its callback object.
- 3: This scenario shows the case where at least one error in the parameters of the message is detected by the IpAccountManager object. An exception will be thrown.
- 4: This scenario shows the case where a network error occurs.
- 5: This message passes the error of the balance query. No exception is thrown.

5.3 Standard Notification handling



1: This message is used by the application to request notifications from the IpAccountManager service on certain criteria for one or several users.

2: This message is used by the IpAccountManager service to report a charging event that meets the criteria set in the createNotification message.

3: The application can request the current criteria set in the IpAccountManager service by invoking the getNotification method.

4: This message is used by the application to change the criteria initially created by createNotification, and previously obtained by getNotification.

5: This message is used by the IpAccountManager service to report a charging event that meets the new criteria.

6: This method is used by the application to disable the charging notifications.

6 Class Diagrams

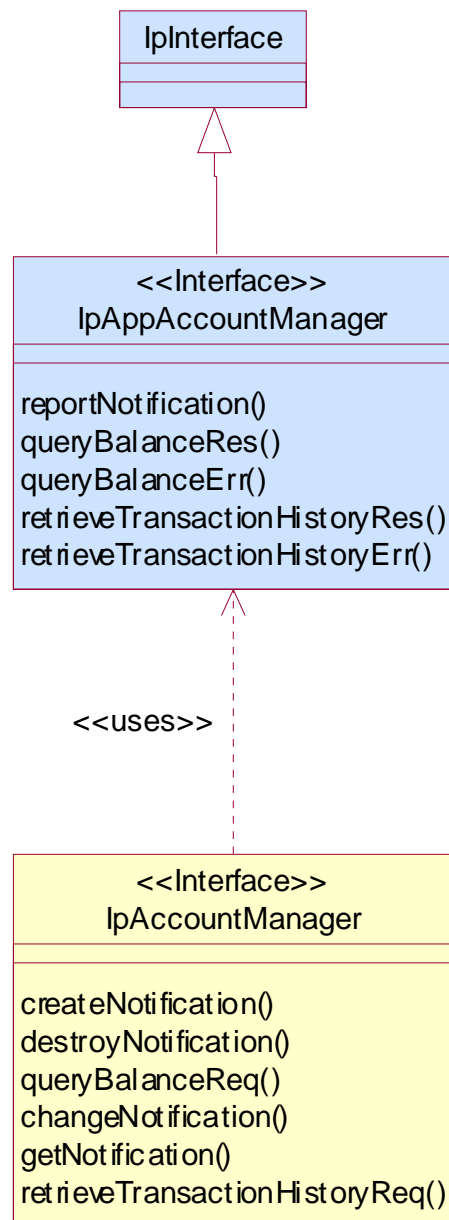


Figure: Application Interfaces

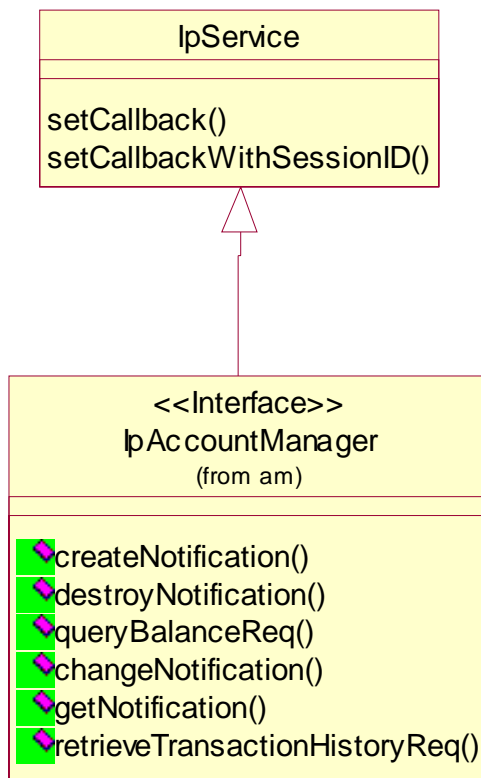


Figure: Service Interfaces

7 The Service Interface Specifications

7.1 Interface Specification Format

This clause defines the interfaces, methods and parameters that form a part of the API specification. The Unified Modelling Language (UML) is used to specify the interface classes. The general format of an interface specification is described below.

7.1.1 Interface Class

This shows a UML interface class description of the methods supported by that interface, and the relevant parameters and types. The Service and Framework interfaces for enterprise-based client applications are denoted by classes with name Ip<name>. The callback interfaces to the applications are denoted by classes with name IpApp<name>. For the interfaces between a Service and the Framework, the Service interfaces are typically denoted by classes with name IpSvc<name>, while the Framework interfaces are denoted by classes with name IpFw<name>

7.1.2 Method descriptions

Each method (API method “call”) is described. Both synchronous and asynchronous methods are used in the API. Asynchronous methods are identified by a 'Req' suffix for a method request, and, if applicable, are served by

asynchronous methods identified by either a 'Res' or 'Err' suffix for method results and errors, respectively. To handle responses and reports, the application or service developer must implement the relevant IpApp<name> or IpSvc<name> interfaces to provide the callback mechanism.

7.1.3 Parameter descriptions

Each method parameter and its possible values are described. Parameters described as 'in' represent those that must have a value when the method is called. Those described as 'out' are those that contain the return result of the method when the method returns.

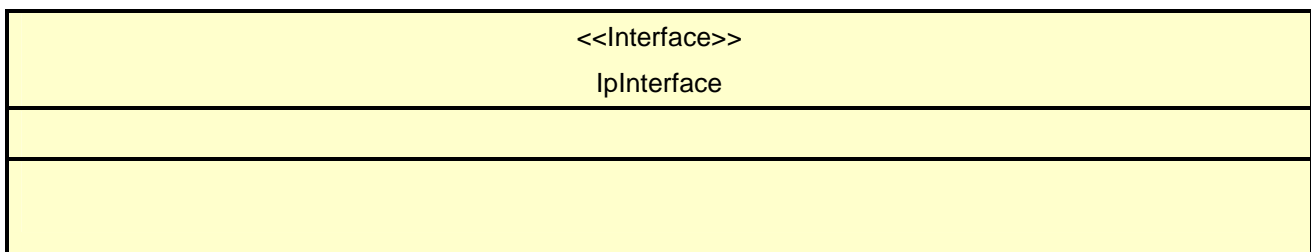
7.1.4 State Model

If relevant, a state model is shown to illustrate the states of the objects that implement the described interface.

7.2 Base Interface

7.2.1 Interface Class IpInterface

All application, framework and service interfaces inherit from the following interface. This API Base Interface does not provide any additional methods.



7.3 Service Interfaces

7.3.1 Overview

The Service Interfaces provide the interfaces into the capabilities of the underlying network - such as call control, user interaction, messaging, mobility and connectivity management.

The interfaces that are implemented by the services are denoted as 'Service Interface'. The corresponding interfaces that must be implemented by the application (e.g. for API callbacks) are denoted as 'Application Interface'.

7.4 Generic Service Interface

7.4.1 Interface Class IpService

Inherits from: IpInterface

All service interfaces inherit from the following interface.

<<Interface>> IpService
setCallback (appInterface : in IpInterfaceRef) : void setCallbackWithSessionID (appInterface : in IpInterfaceRef, sessionID : in TpSessionID) : void

*Method***setCallback()**

This method specifies the reference address of the callback interface that a service uses to invoke methods on the application. It is not allowed to invoke this method on an interface that uses SessionIDs.

Parameters

appInterface : in IpInterfaceRef

Specifies a reference to the application interface, which is used for callbacks

Raises

TpCommonExceptions, P_INVALID_INTERFACE_TYPE

*Method***setCallbackWithSessionID()**

This method specifies the reference address of the application's callback interface that a service uses for interactions associated with a specific session ID: e.g. a specific call, or call leg. It is not allowed to invoke this method on an interface that does not use SessionIDs.

Parameters

appInterface : in IpInterfaceRef

Specifies a reference to the application interface, which is used for callbacks

sessionID : in TpSessionID

Specifies the session for which the service can invoke the application's callback interface.

Raises

TpCommonExceptions, P_INVALID_SESSION_ID, P_INVALID_INTERFACE_TYPE

8 Account Management Interface Classes

8.1 Interface Class IpAccountManager

Inherits from: IpService.

The account manager interface provides methods for monitoring accounts. Applications can use this interface to enable or disable charging-related event notifications and to query account balances.

This interface shall be implemented by an Account Management SCF. The queryBalanceReq() method, or the retrieveTransactionHistoryReq() method, or both the createNotification() and destroyNotification methods shall be implemented as a minimum requirement.

<<Interface>> IpAccountManager
<pre> createNotification (chargingEventCriteria : in TpChargingEventCriteria) : TpAssignmentID destroyNotification (assignmentId : in TpAssignmentID) : void queryBalanceReq (users : in TpAddressSet) : TpAssignmentID changeNotification (assignmentID : in TpAssignmentID, eventCriteria : in TpChargingEventCriteria) : void getNotification () : TpChargingEventCriteriaResultSet retrieveTransactionHistoryReq (user : in TpAddress, transactionInterval : in TpTimeInterval) : TpAssignmentID </pre>

Method

createNotification()

This method is used by the application to enable charging event notifications to be sent to the application.

Returns assignmentId : Specifies the ID assigned by the account management object for this newly enabled event notification.

Parameters

chargingEventCriteria : in TpChargingEventCriteria

Specifies the event specific criteria used by the application to define the charging event required. Individual addresses or address ranges may be specified for subscriber accounts. Example of events are "charging" and "recharging".

Returns

TpAssignmentID

Raises

TpCommonExceptions, P_INVALID_ADDRESS, P_INVALID_CRITERIA, P_INVALID_EVENT_TYPE, P_UNKNOWN_SUBSCRIBER

Method

destroyNotification()

This method is used by the application to disable charging notifications.

*Parameters***assignmentId : in TpAssignmentID**

Specifies the assignment ID that was given by the account management object when the application enabled the charging notification.

*Raises***TpCommonExceptions, P_INVALID_ASSIGNMENT_ID***Method***queryBalanceReq()**

This method is used by the application to query the balance of an account for one or several users.

Returns queryId : Specifies the ID of the balance query request.

*Parameters***users : in TpAddressSet**

Specifies the user(s) for which the balance is queried.

*Returns***TpAssignmentID***Raises***TpCommonExceptions, P_UNKNOWN_SUBSCRIBER, P_UNAUTHORIZED_APPLICATION***Method***changeNotification()**

This method is used by the application to change the event criteria introduced with createNotification. Any stored criteria associated with the specified assignmentID will be replaced with the specified criteria.

*Parameters***assignmentID : in TpAssignmentID**

Specifies the ID assigned by the manager interface for the event notification.

eventCriteria : in TpChargingEventCriteria

Specifies the new set of event criteria used by the application to define the event required. Only events that meet these criteria are reported

*Raises***TpCommonExceptions, P_INVALID_ASSIGNMENT_ID, P_INVALID_CRITERIA,
P_INVALID_EVENT_TYPE, P_UNKNOWN_SUBSCRIBER, P_INVALID_ADDRESS**

*Method***getNotification()**

This method is used by the application to query the event criteria set with createNotification or changeNotification.

Returns eventCriteria : Specifies the event criteria used by the application to define the event required. Only events that meet these criteria are reported.

Parameters

No Parameters were identified for this method

Returns

TpChargingEventCriteriaResultSet

Raises

TpCommonExceptions

*Method***retrieveTransactionHistoryReq()**

This asynchronous method is used by the application to retrieve a transaction history of a subscriber's account. The history is a set of Detailed Records.

Returns retrievalID : Specifies the retrieval ID of the transaction history retrieval request.

Parameters

user : in TpAddress

Specifies the subscriber for whose account the transaction history is to be retrieved.

transactionInterval : in TpTimeInterval

Specifies the time interval for which the application history is to be retrieved.

Returns

TpAssignmentID

Raises

TpCommonExceptions, P_UNKNOWN_SUBSCRIBER, P_UNAUTHORIZED_APPLICATION, P_INVALID_TIME_AND_DATE_FORMAT

8.2 Interface Class IpAppAccountManager

Inherits from: IpInterface.

The account manager application interface is implemented by the client application developer and is used to handle charging event notifications and query balance responses.

<<Interface>> IpAppAccountManager
reportNotification (chargingEventInfo : in TpChargingEventInfo, assignmentId : in TpAssignmentID) : void queryBalanceRes (queryId : in TpAssignmentID, balances : in TpBalanceSet) : void queryBalanceErr (queryId : in TpAssignmentID, cause : in TpBalanceQueryError) : void retrieveTransactionHistoryRes (retrievalID : in TpAssignmentID, transactionHistory : in TpTransactionHistorySet) : void retrieveTransactionHistoryErr (retrievalID : in TpAssignmentID, transactionHistoryError : in TpTransactionHistoryStatus) : void

*Method***reportNotification()**

This method is used to notify the application of a charging event.

*Parameters***chargingEventInfo : in TpChargingEventInfo**

Specifies data associated with this charging event. These data include the charging event being notified, the current value of the balance after the notified event occurred, and the time at which the charging event occurred.

assignmentId : in TpAssignmentID

Specifies the assignment ID that was returned by the createNotification() method. The application can use the assignment ID to associate events with event-specific criteria and to act accordingly.

*Method***queryBalanceRes()**

This method indicates that the request to query the balance was successful and it reports the requested balance of an account to the application.

*Parameters***queryId : in TpAssignmentID**

Specifies the ID of the balance query request.

balances : in TpBalanceSet

Specifies the balance for one or more user accounts.

*Method***queryBalanceErr()**

This method indicates that the request to query the balance failed and it reports the cause of failure to the application.

*Parameters***queryId** : in TpAssignmentID

Specifies the ID of the balance query request.

cause : in TpBalanceQueryError

Specifies the error that led to the failure.

*Method***retrieveTransactionHistoryRes()**

This method indicates that the request to retrieve the transaction history was successful and it returns the requested transaction history.

*Parameters***retrievalID** : in TpAssignmentID

Specifies the retrievalID of the transaction history retrieval request.

transactionHistory : in TpTransactionHistorySet

Specifies the requested transaction history.

*Method***retrieveTransactionHistoryErr()**

This method indicates that the request to retrieve the transaction history failed and it reports the cause of failure to the application.

*Parameters***retrievalID** : in TpAssignmentID

Specifies the retrievalID of the transaction history retrieval request.

transactionHistoryError : in TpTransactionHistoryStatus

Specifies the error that occurred while retrieving the transaction history.

9 State Transition Diagrams

9.1 State Transition Diagrams for IpAccountManager

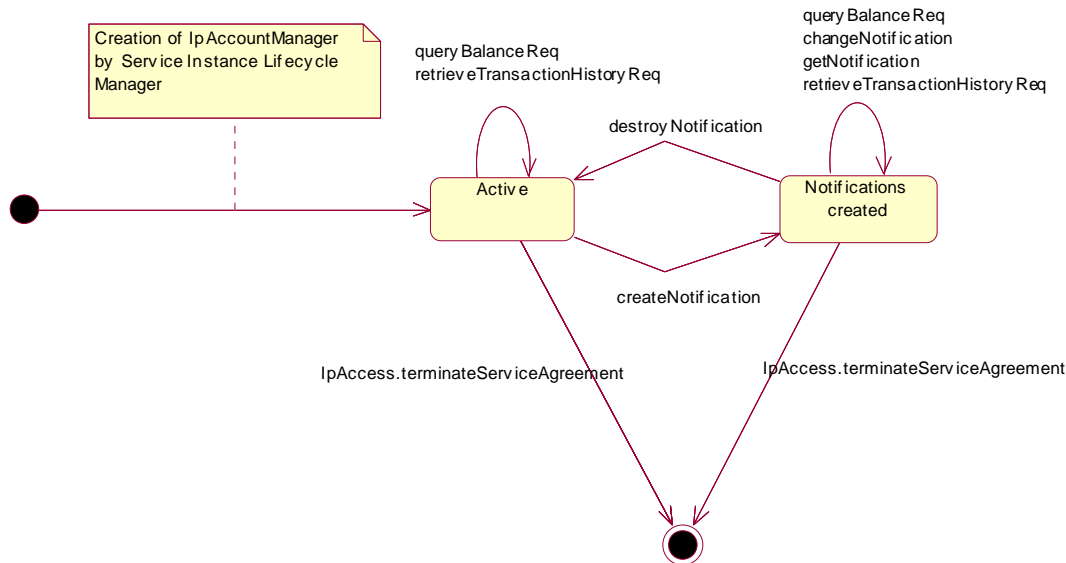


Figure : Application view on the IpAccountManager

9.1.1 Active State

In this state a relation between the Application and the Account Management has been established. The state allows the application to indicate that it is interested in charging related events, by calling createNotification. In case such an event occurs, Account Manager will inform the application by invoking the operation reportNotification() on the IpAppAccountManager interface. The application can also indicate it is no longer interested in certain charging related events by calling destroyNotification().

9.1.2 Notifications created State

When the Account Manager is in the Notifications created state, events requested with createNotification() will be forwarded to the application. In this state the application can request to change the notifications or query the Account Manager for the notifications currently set.

10 Account Management Service Properties

The following table lists properties relevant for the Account Management API.

Property	Type	Description/Interpretation
P_EVENT_TYPES	INTEGER_SET	Indicates the event types supported by the SCS. Static events are the events by which applications are initiated.
P_ADDRESSPLAN	INTEGER_SET	Indicates the supported address plans (defined in TpAddressPlan.) E.g. {P_ADDRESS_PLAN_E164, P_ADDRESS_PLAN_IP}) Note that more than one address plan may be supported.

The previous table lists properties related to the capabilities of the SCS itself. The following table lists properties that are used in the context of the Service Level Agreement, e.g. to restrict the access of applications to the capabilities of the SCS.

Property	Type	Description/Interpretation
P_TRIGGERING_ADDRESSES (Deprecated)	ADDRESSRANGE_SET	Indicates for which numbers the notification may be set. For terminating notifications it applies to the terminating number, for originating notifications it applies only to the originating number.
P_NOTIFICATION_ADDRESS_RANGES	XML_ADDRESS_RANGE_SET	Indicates for which numbers notifications may be set. More than one range may be present. For terminating notifications they apply to the terminating number, for originating notifications they apply only to the originating number.
P_CURRENCY_ALLOWED	STRING_SET	Indicates the currencies that can be returned in the queryBalanceRes. The valid values for the string set are according to ISO-4217:1995. E.g. {"EUR", "NLG"}.
P_HISTORY_ALLOWED	STRING_SET	Indicates the length of the transaction history interval that is allowed to be retrieved by the application. The valid values for the string are according to TpDateAndTime. The string-set will be of format {"lower_start_time", "upper_stop_time"}, e.g. {"1998-12-04 10:30", "1999-12-04 10:30"}
P_BULK_QUERY_ALLOWED	BOOLEAN_SET	Indicates whether the application is allowed to issue a queryBalanceReq for more than one user. Value = TRUE : the users parameter of type TpAddressSet may contain more than one user. Value = FALSE : the users parameter of type TpAddressSet may contain only one user.

11 Data Definitions

11.1 Account Management Data Definitions

This clause provides the Account Management specific data definitions necessary to support the OSA interface specification.

The general format of a data definition specification is the following:

- Data type, that shows the name of the data type.
- Description, that describes the data type.
- Tabular specification, that specifies the data types and values of the data type.
- Example, if relevant, shown to illustrate the data type.

All data types referenced but not defined in this clause are common data definitions which may be found in 3GPP TS 29.198-2.

11.1.1 IpAppAccountManager

Defines the address of an IpAppAccountManager Interface.

11.1.2 IpAppAccountManagerRef

Defines a Reference to type IpAppAccountManager

11.1.3 IpAccountManager

Defines the address of an IpAccountManager Interface.

11.1.4 IpAccountManagerRef

Defines a Reference to type IpAccountManager

11.1.5 TpBalanceQueryError

Defines an error that is reported by the Charging service capability feature as a result of a balance query request.

Name	Value	Description
P_BALANCE_QUERY_OK	0	No error occurred while processing the request
P_BALANCE_QUERY_ERROR_UNDEFINED	1	General error, unspecified
P_BALANCE_QUERY_UNKNOWN_SUBSCRIBER	2	Subscriber for which balance is queried is unknown
P_BALANCE_QUERY_UNAUTHORIZED_APPLICATION	3	Application is not authorized to query balance
P_BALANCE_QUERY_SYSTEM_FAILURE	4	System failure. The request could not be handled

11.1.6 TpChargingEventName

Defines the charging event for which notifications can be requested by the application.

Name	Value	Description
P_AM_CHARGING	0	End user's account has been charged by an application
P_AM_RECHARGING	1	End user has recharged the account
P_AM_ACCOUNT_LOW	2	Account balance is below the balance threshold
P_AM_ACCOUNT_ZERO	3	Account balance is at zero
P_AM_ACCOUNT_DISABLED	4	Account has been disabled

11.1.7 TpBalanceInfo

Defines the structure of data elements that specifies detailed balance info.

Structured Member Name	Structured Member Type	Description
Currency	TpString	Currency unit according to ISO-4217:1995 [4]
ValuePartA	TpInt32	This data type is identical to a TpInt32 and specifies the most significant part of the composed value. A currency amount is composed as follows: ((ValuePartA*2 ³² + ValuePartB) * 0,0001)
ValuePartB	TpInt32	This data type is identical to a TpInt32 and specifies the least significant part of the composed value.
Exponent	TpInt32	Specifies the position of the decimal point in the currency amount made up of the ValuePartA and the ValuePartB, as described above. E.g. an exponent of 4 means a pure integer value, whereas an exponent of 2 means an accuracy of 0,01.
AdditionalInfo	TpString	Descriptive string, containing additional information, which is sent to the application without prior evaluation.

As an example, the currency amount composed of a Currency of EUR, a ValuePartA of 0, a ValuePartB of 10 000, and an exponent of 2 yields a currency amount of € 100,00.

Valid Currencies are:

ADP, AED, AFA, ALL, AMD, ANG, AON, AOR, ARS, ATS, AUD, AWG, AZM, BAM, BBD, BDT, BEF, BGL, BGN, BHD, BIF, BMD, BND, BOB, BOV, BRL, BSD, BTN, BWP, BYB, BZD, CAD, CDF, CHF, CLF, CLP, CNY, COP, CRC, CUP, CVE, CYP, CZK, DEM, DJF, DKK, DOP, DZD, ECS, ECV, EEK, EGP, ERN, ESP, ETB, EUR, FIM, FJD, FKP, FRF, GBP, GEL, GHC, GIP, GMD, GNF, GRD, GTQ, GWP, GYD, HKD, HNL, HRK, HTG, HUF, IDR, IEP, ILS, INR, IQD, IRR, ISK, ITL, JMD, JOD, JPY, KES, KGS, KHR, KMF, KPW, KRW, KWD, KYD, KZT, LAK, LBP, LKR, LRD, LSL, LTL, LUF, LVL, LYD, MAD, MDL, MGF, MKD, MMK, MNT, MOP, MRO, MTL, MUR, MVR, MWK, MXN, MXV, MYR, MZM, NAD, NGN, NIO, NLG, NOK, NPR, NZD, OMR, PAB, PEN, PGK, PHP, PKR, PLN, PTE, PYG, QAR, ROL, RUB, RUR, RWF, SAR, SBD, SCR, SDD, SEK, SGD, SHP, SIT, SKK, SLL, SOS, SRG, STD, SVC, SYP, SZL, THB, TJR, TMM, TND, TOP, TPE, TRL, TTD, TWD, TZS, UAH, UGX, USD, USN, USS, UYU, UZS, VEB, VND, VUV, WST, XAF, XAG, XAU, XBA, XBB, XBC, XBD, XCD, XDR, XFO, XFU, XOF, XPD, XPF, XPT, XTS, XXX, YER, YUM, ZAL, ZAR, ZMK, ZRN, ZWD.

XXX is used for transactions where no currency is involved.

11.1.8 TpChargingEventInfo

Defines the structure of data elements that specifies charging event information.

Structured Member Name	Structured Member Type	Description
ChargingEventName	TpChargingEventName	The charging event for which notifications can be requested by the application
CurrentBalanceInfo	TpBalanceInfo	The current balance of the user's account
ChargingEventTime	TpTime	The time at which the charging event occurred.

11.1.9 TpChargingEventCriteria

Defines the structure of data elements that specifies charging event criteria.

Structured Member Name	Structured Member Type	Description
ChargingEvents	TpChargingEventNameSet	Specifies the specific charging event criteria used by the application to define the event required.
Users	TpAddressSet	Specifies the user(s) for which the charging events are requested to be reported.

11.1.10 TpChargingEventNameSet

Defines a collection of TpChargingEventName elements.

11.1.11 TpChargingEventCriteriaResult

Defines the Sequence of Data Elements that specify the criteria relating to event requests.

Sequence Element Name	Sequence Element Type
ChargingEventCriteria	TpChargingEventCriteria
AssignmentID	TpAssignmentID

11.1.12 TpChargingEventCriteriaResultSet

Defines a collection of TpChargingEventCriteriaResult elements.

11.1.13 TpBalance

Defines the structure of data elements that specifies a balance.

Structured Member Name	Structured Member Type	Description
UserID	TpAddress	Specifies the user to whom the account belongs.
StatusCode	TpBalanceQueryError	Specifies the status code for the balance query request.
BalanceInfo	TpBalanceInfo	Specifies the balance information for the user.

11.1.14 TpBalanceSet

Defines a collection of TpBalance elements.

11.1.15 TpTransactionHistory

This data type is a sequence of data elements that describes the transaction history.

Sequence Element Name	Sequence Element Type	Description
TransactionID	TpAssignmentID	Specifies the ID of the specific transaction
TimeStamp	TpDateAndTime	Specifies the date and time when the specific transaction was processed.
AdditionalInfo	TpString	Specifies a free format string providing additional information on the specific transaction. This could be the applicationDescription provided with the actual transaction.

11.1.16 TpTransactionHistorySet

Defines a collection of TpTransactionHistory elements.

11.1.17 TpTransactionHistoryStatus

Defines a status code that is reported by the Account Manager service capability feature as a result of a transaction history retrieval request.

Name	Value	Description
P_AM_TRANSACTION_ERROR_UNSPECIFIED	0	General error, unspecified
P_AM_TRANSACTION_INVALID_INTERVAL	1	An invalid interval for the transaction history was specified.
P_AM_TRANSACTION_UNKNOWN_ACCOUNT	2	No account for the specified user is known.
P_AM_TRANSACTION_UNAUTHORIZED_APPLICATION	3	Application is not authorized to query balance.
P_AM_TRANSACTION_PROCESSING_ERROR	4	A processing error occurred while compiling the transaction history.
P_AM_TRANSACTION_SYSTEM_FAILURE	5	System failure. The request could not be handled

12 Exception Classes

The following are the list of exception classes, which are used in this interface of the API.

Name	Description
P_UNAUTHORIZED_APPLICATION	Application is not authorized to perform charging operations

Each exception class contains the following structure:

Structure Element Name	Structure Element Type	Structure Element Description
ExtraInformation	TpString	Carries extra information to help identify the source of the exception, e.g. a parameter name

Annex A (normative): OMG IDL Description of Account Management SCF

The OMG IDL representation of this interface specification is contained in a text file (am.idl contained in archive 2919811V450IDL.ZIP) which accompanies the present document.

Annex B (informative): Change history

Change history							
Date	TSG #	TSG Doc.	CR	Rev	Subject/Comment	Old	New
Mar 2001	CN_11	NP-010134	047	--	CR 29.198: for moving TS 29.198 from R99 to Rel 4 (N5-010158)	3.2.0	1.0.0
Jun 2001	CN_12	NP-010327	--	--	Approved at TSG CN#12 and placed under Change Control	2.0.0	4.0.0
Sep 2001	CN_13	NP-010472	001	--	Changing references to JAIN	4.0.0	4.1.0
Sep 2001	CN_13	NP-010472	002	--	Missing exceptions for enabling and changing the notifications	4.0.0	4.1.0
Dec 2001	CN_14	NP-010602	003	--	Replace Out Parameters with Return Types	4.1.0	4.2.0
Dec 2001	CN_14	NP-010602	004	--	Replace erroneous use of incorrect data type TpSessionID by TpAssignmentID in Account Management interface	4.1.0	4.2.0
Mar 2002	CN_15	NP-020111	005	--	Add P_INVALID_INTERFACE_TYPE exception to IpService.setCallback() and IpService.setCallbackWithSessionID()	4.2.0	4.3.0
Mar 2002	CN_15	NP-020111	006	--	Correction of parameter name in IpAccountManager.createNotification()	4.2.0	4.3.0
Mar 2002	CN_15	NP-020111	007	--	Correction of result parameter of getNotification, set in stead of single result	4.2.0	4.3.0
Mar 2003	CN_19	NP-030025	015	--	Correction to TpChargingEventCriteria in Account Management	4.3.0	4.4.0
Mar 2003	CN_19	NP-030025	017	--	Correction of status of methods to Account Management interfaces	4.3.0	4.4.0
Jun 2004	CN_24	NP-040256	025	--	Correct the P_TRIGGERING_ADDRESSES service property	4.4.0	4.5.0

History

Document history		
V4.0.0	June 2001	Publication
V4.1.0	September 2001	Publication
V4.2.0	December 2001	Publication
V4.3.0	March 2002	Publication
V4.4.0	March 2003	Publication
V4.5.0	June 2004	Publication