

ETSI TS 129 198-7 V5.8.0 (2004-12)

Technical Specification

**Universal Mobile Telecommunications System (UMTS);
Open Service Access (OSA)
Application Programming Interface (API);
Part 7: Terminal capabilities Service Capability Feature (SCF)
(3GPP TS 29.198-07 version 5.8.0 Release 5)**



Reference

RTS/TSGN-0529198-07v580

Keywords

UMTS

ETSI

650 Route des Lucioles
F-06921 Sophia Antipolis Cedex - FRANCE

Tel.: +33 4 92 94 42 00 Fax: +33 4 93 65 47 16

Siret N° 348 623 562 00017 - NAF 742 C
Association à but non lucratif enregistrée à la
Sous-Préfecture de Grasse (06) N° 7803/88

Important notice

Individual copies of the present document can be downloaded from:

<http://www.etsi.org>

The present document may be made available in more than one electronic version or in print. In any case of existing or perceived difference in contents between such versions, the reference version is the Portable Document Format (PDF). In case of dispute, the reference shall be the printing on ETSI printers of the PDF version kept on a specific network drive within ETSI Secretariat.

Users of the present document should be aware that the document may be subject to revision or change of status. Information on the current status of this and other ETSI documents is available at

<http://portal.etsi.org/tb/status/status.asp>

If you find errors in the present document, please send your comment to one of the following services:

http://portal.etsi.org/chaicor/ETSI_support.asp

Copyright Notification

No part may be reproduced except as authorized by written permission.
The copyright and the foregoing restriction extend to reproduction in all media.

© European Telecommunications Standards Institute 2004.
All rights reserved.

DECTTM, **PLUGTESTS**TM and **UMTS**TM are Trade Marks of ETSI registered for the benefit of its Members.
TIPHONTM and the **TIPHON logo** are Trade Marks currently being registered by ETSI for the benefit of its Members.
3GPPTM is a Trade Mark of ETSI registered for the benefit of its Members and of the 3GPP Organizational Partners.

Intellectual Property Rights

IPRs essential or potentially essential to the present document may have been declared to ETSI. The information pertaining to these essential IPRs, if any, is publicly available for **ETSI members and non-members**, and can be found in ETSI SR 000 314: *"Intellectual Property Rights (IPRs); Essential, or potentially Essential, IPRs notified to ETSI in respect of ETSI standards"*, which is available from the ETSI Secretariat. Latest updates are available on the ETSI Web server (<http://webapp.etsi.org/IPR/home.asp>).

Pursuant to the ETSI IPR Policy, no investigation, including IPR searches, has been carried out by ETSI. No guarantee can be given as to the existence of other IPRs not referenced in ETSI SR 000 314 (or the updates on the ETSI Web server) which are, or may be, or may become, essential to the present document.

Foreword

This Technical Specification (TS) has been produced by ETSI 3rd Generation Partnership Project (3GPP).

The present document may refer to technical specifications or reports using their 3GPP identities, UMTS identities or GSM identities. These should be interpreted as being references to the corresponding ETSI deliverables.

The cross reference between GSM, UMTS, 3GPP and ETSI identities can be found under <http://webapp.etsi.org/key/queryform.asp>.

Contents

Intellectual Property Rights	2
Foreword.....	2
Foreword.....	5
Introduction	5
1 Scope	7
2 References	7
3 Definitions and abbreviations.....	8
3.1 Definitions	8
3.2 Abbreviations	8
4 Terminal Capabilities SCF	8
4.1 General requirements on support of methods.....	8
5 Sequence Diagrams	8
5.1 Terminal capabilities example.....	8
6 Class Diagrams.....	10
7 The Service Interface Specifications	12
7.1 Interface Specification Format	12
7.1.1 Interface Class	12
7.1.2 Method descriptions.....	12
7.1.3 Parameter descriptions.....	12
7.1.4 State Model.....	12
7.2 Base Interface	13
7.2.1 Interface Class IpInterface	13
7.3 Service Interfaces	13
7.3.1 Overview	13
7.4 Generic Service Interface	13
7.4.1 Interface Class IpService	13
7.4.1.1 Method setCallback()	13
7.4.1.2 Method setCallbackWithSessionID().....	14
8 Terminal Capabilities Interface Classes	14
8.1 Interface Class IpTerminalCapabilities	14
8.1.1 Method getTerminalCapabilities().....	15
8.2 Interface Class IpExtendedTerminalCapabilities	15
8.2.1 Method <<new>> triggeredTerminalCapabilityStartReq()	16
8.2.2 Method <<new>> triggeredTerminalCapabilityStop()	17
8.3 Interface Class IpAppExtendedTerminalCapabilities	17
8.3.1 Method <<new>> triggeredTerminalCapabilityReport()	17
8.3.2 Method <<new>> triggeredTerminalCapabilityReportErr()	18
9 State Transition Diagrams	18
10 Service Properties.....	18
11 Terminal Capabilities Data Definitions.....	18
11.1 terminalIdentity	19
11.2 TpTerminalCapabilities	19
11.3 TpTerminalCapabilitiesError	19
11.4 TpTerminalCapabilityChangeCriteria	19
11.5 TpTerminalCapabilityScopeType	20
11.6 TpTerminalCapabilityScope.....	20
12 Exception Classes.....	20

Annex A (normative):	OMG IDL Description of Terminal Capabilities SCF	21
Annex B (informative):	W3C WSDL Description of Terminal Capabilities SCF	22
Annex C (informative):	Java™ API Description of the Terminal Capabilities SCF	23
Annex D (informative):	Change history	24
History		25

Foreword

This Technical Specification has been produced by the 3rd Generation Partnership Project (3GPP).

The contents of the present document are subject to continuing work within the TSG and may change following formal TSG approval. Should the TSG modify the contents of the present document, it will be re-released by the TSG with an identifying change of release date and an increase in version number as follows:

Version x.y.z

where:

- x the first digit:
 - 1 presented to TSG for information;
 - 2 presented to TSG for approval;
 - 3 or greater indicates TSG approved document under change control.
- y the second digit is incremented for all changes of substance, i.e. technical enhancements, corrections, updates, etc.
- z the third digit is incremented when editorial only changes have been incorporated in the document.

Introduction

The present document is part 7 of a multi-part TS covering the 3rd Generation Partnership Project: Technical Specification Group Core Network; Open Service Access (OSA); Application Programming Interface (API), as identified below. The **API specification** (3GPP TS 29.198) is structured in the following Parts:

Part 1:	"Overview";	
Part 2:	"Common Data Definitions";	
Part 3:	"Framework";	
Part 4:	"Call Control";	
	Sub-part 1: "Call Control Common Definitions";	(new in 3GPP Release 5)
	Sub-part 2: "Generic Call Control SCF";	(new in 3GPP Release 5)
	Sub-part 3: "Multi-Party Call Control SCF";	(new in 3GPP Release 5)
	Sub-part 4: "Multi-Media Call Control SCF";	(new in 3GPP Release 5)
	Sub-part 5: "Conference Call Control SCF";	(not part of 3GPP Release 5)
Part 5:	"User Interaction SCF";	
Part 6:	"Mobility SCF";	
Part 7:	"Terminal Capabilities SCF";	
Part 8:	"Data Session Control SCF";	
Part 9:	"Generic Messaging SCF";	(not part of 3GPP Release 5)
Part 10:	"Connectivity Manager SCF";	(not part of 3GPP Release 5)
Part 11:	"Account Management SCF";	
Part 12:	"Charging SCF".	
Part 13:	"Policy Management SCF";	(new in 3GPP Release 5)
Part 14:	"Presence and Availability Management SCF";	(new in 3GPP Release 5)

The **Mapping specification of the OSA APIs and network protocols** (3GPP TR 29.998) is also structured as above. A mapping to network protocols is however not applicable for all Parts, but the numbering of Parts is kept. Also in case a Part is not supported in a Release, the numbering of the parts is maintained.

Table: Overview of the OSA APIs & Protocol Mappings 29.198 & 29.998-family

OSA API specifications 29.198-family					OSA API Mapping - 29.998-family	
29.198-01	Overview				29.998-01	Overview
29.198-02	Common Data Definitions				29.998-02	<i>Not Applicable</i>
29.198-03	Framework				29.998-03	<i>Not Applicable</i>
Call Control (CC) SCF	29.198-04-1	29.198-04-2	29.198-04-3	29.198-04-4	29.998-04-1	Generic Call Control – CAP mapping
	Common CC data definitions	Generic CC SCF	Multi-Party CC SCF	Multi-media CC SCF	29.998-04-2	<i>Generic Call Control – INAP mapping</i>
					29.998-04-3	<i>Generic Call Control – Megaco mapping</i>
					29.998-04-4	Multiparty Call Control – SIP mapping
29.198-05	User Interaction SCF				29.998-05-1	User Interaction – CAP mapping
					29.998-05-2	<i>User Interaction – INAP mapping</i>
					29.998-05-3	<i>User Interaction – Megaco mapping</i>
					29.998-05-4	User Interaction – SMS mapping
29.198-06	Mobility SCF				29.998-06	User Status and User Location – MAP mapping
29.198-07	Terminal Capabilities SCF				29.998-07	<i>Not Applicable</i>
29.198-08	Data Session Control SCF				29.998-08	Data Session Control – CAP mapping
29.198-09	<i>Generic Messaging SCF</i>				29.998-09	<i>Not Applicable</i>
29.198-10	<i>Connectivity Manager SCF</i>				29.998-10	<i>Not Applicable</i>
29.198-11	Account Management SCF				29.998-11	<i>Not Applicable</i>
29.198-12	Charging SCF				29.998-12	<i>Not Applicable</i>
29.198-13	Policy Management SCF				29.998-13	<i>Not Applicable</i>
29.198-14	Presence & Availability Management SCF				29.998-14	<i>Not Applicable</i>

1 Scope

The present document is part of the Stage 3 specification for an Application Programming Interface (API) for Open Service Access (OSA).

The OSA specifications define an architecture that enables application developers to make use of network functionality through an open standardised interface, i.e. the OSA APIs. The concepts and the functional architecture for the OSA are contained in 3GPP TS 23.127 [3]. The requirements for OSA are contained in 3GPP TS 22.127 [2].

The present document specifies the Terminal Capabilities Service Capability Feature (SCF) aspects of the interface. All aspects of the Terminal Capabilities SCF are defined here, these being:

- Sequence Diagrams
- Class Diagrams
- Interface specification plus detailed method descriptions
- State Transition diagrams
- Data definitions
- IDL Description of the interfaces
- WSDL Description of the interfaces

The process by which this task is accomplished is through the use of object modelling techniques described by the Unified Modelling Language (UML).

This specification has been defined jointly between 3GPP TSG CN WG5, ETSI TISPAN and the Parlay Group, in co-operation with a number of JAIN™ Community member companies.

2 References

The following documents contain provisions which, through reference in this text, constitute provisions of the present document.

- References are either specific (identified by date of publication, edition number, version number, etc.) or non-specific.
- For a specific reference, subsequent revisions do not apply.
- For a non-specific reference, the latest version applies. In the case of a reference to a 3GPP document (including a GSM document), a non-specific reference implicitly refers to the latest version of that document *in the same Release as the present document*.

- [1] 3GPP TS 29.198-1 "Open Service Access; Application Programming Interface; Part 1: Overview".
- [2] 3GPP TS 22.127: "Service Requirement for the Open Services Access (OSA); Stage 1".
- [3] 3GPP TS 23.127: "Virtual Home Environment (VHE) / Open Service Access (OSA)".
- [4] World Wide Web Consortium "Composite Capability/Preference Profiles (CC/PP): A user side framework for content negotiation" (<http://www.w3.org/TR/NOTE-CCPP/>).
- [5] Wireless Application Protocol (WAP), Version 2.0: "User Agent Profiling Specification" (WAP-248) (<http://www.wapforum.org/what/technical.htm>).

3 Definitions and abbreviations

3.1 Definitions

For the purposes of the present document, the terms and definitions given in TS 29.198-1 [1] apply.

3.2 Abbreviations

For the purposes of the present document, the abbreviations given in TS 29.198-1 [1] apply.

4 Terminal Capabilities SCF

The following clauses describe each aspect of the Terminal Capability Feature (SCF).

The order is as follows:

- The Sequence diagrams give the reader a practical idea of how each of the SCF is implemented.
- The Class relationships clause show how each of the interfaces applicable to the SCF, relate to one another.
- The Interface specification clause describes in detail each of the interfaces shown within the Class diagram part.
- The State Transition Diagrams (STD) show the the transition between states in the SCF. The states and transitions are well-defined; either methods specified in the Interface specification or events occurring in the underlying networks cause state transitions.
- The Data definitions section show a detailed expansion of each of the data types associated with the methods within the classes. Note that some data types are used in other methods and classes and are therefore defined within the Common Data types part of this specification.

4.1 General requirements on support of methods

An implementation of this API which supports or implements a method described in the present document, shall support or implement the functionality described for that method, for at least one valid set of values for the parameters of that method.

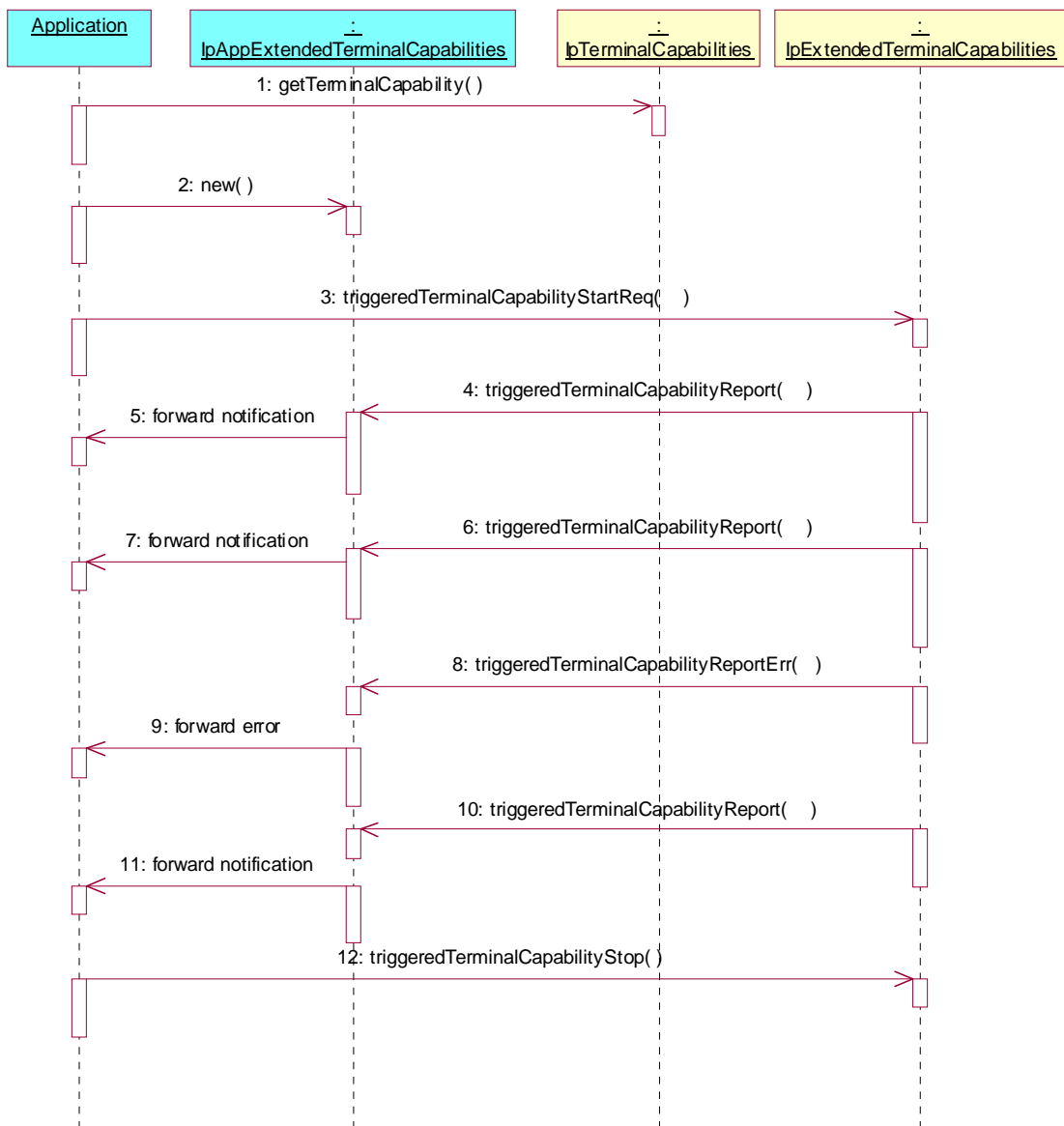
Where a method is not supported by an implementation of a Service interface, the exception `P_METHOD_NOT_SUPPORTED` shall be returned to any call of that method.

Where a method is not supported by an implementation of an Application interface, a call to that method shall be possible, and no exception shall be returned.

5 Sequence Diagrams

5.1 Terminal capabilities example

The following example sequence diagram illustrates how the terminal capabilities can be retrieved and their changes monitored.



- 1: The application retrieves the terminal capability of a terminal.
- 2: The application creates an object to implement IpAppExtendedTerminalCapabilities.
- 3: The terminal capabilities changes are started to be monitored.
- 4: The terminal capabilities have changed and they are reported as requested.
- 5: The report is forwarded internally to the application.
- 6: The terminal capabilities have changed and they are reported as requested.
- 7: The report is forwarded internally to the application.
- 8: An error has happened in the monitoring and it is reported.
- 9: The error report is forwarded internally to the application.
- 10: The terminal capabilities have changed and they are reported as requested.
- 11: The report is forwarded internally to the application.

12: The terminal capability monitoring is stopped.

6 Class Diagrams

Terminal Capabilities Class Diagram:

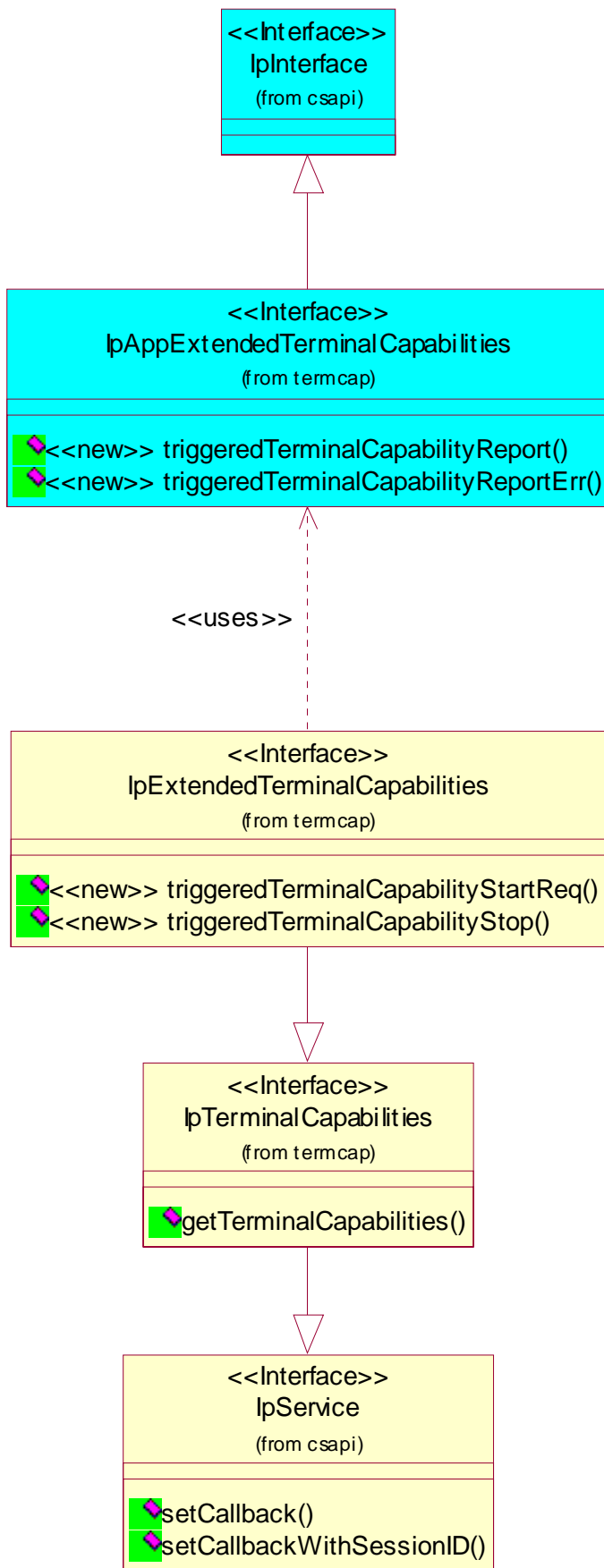


Figure: Terminal Capabilities Class Diagram

7 The Service Interface Specifications

7.1 Interface Specification Format

This clause defines the interfaces, methods and parameters that form a part of the API specification. The Unified Modelling Language (UML) is used to specify the interface classes. The general format of an interface specification is described below.

7.1.1 Interface Class

This shows a UML interface class description of the methods supported by that interface, and the relevant parameters and types. The Service and Framework interfaces for enterprise-based client applications are denoted by classes with name `Ip<name>`. The callback interfaces to the applications are denoted by classes with name `IpApp<name>`. For the interfaces between a Service and the Framework, the Service interfaces are typically denoted by classes with name `IpSvc<name>`, while the Framework interfaces are denoted by classes with name `IpFw<name>`.

7.1.2 Method descriptions

Each method (API method “call”) is described. Both synchronous and asynchronous methods are used in the API. Asynchronous methods are identified by a 'Req' suffix for a method request, and, if applicable, are served by asynchronous methods identified by either a 'Res' or 'Err' suffix for method results and errors, respectively. To handle responses and reports, the application or service developer must implement the relevant `IpApp<name>` or `IpSvc<name>` interfaces to provide the callback mechanism.

7.1.3 Parameter descriptions

Each method parameter and its possible values are described. Parameters described as 'in' represent those that must have a value when the method is called. Those described as 'out' are those that contain the return result of the method when the method returns.

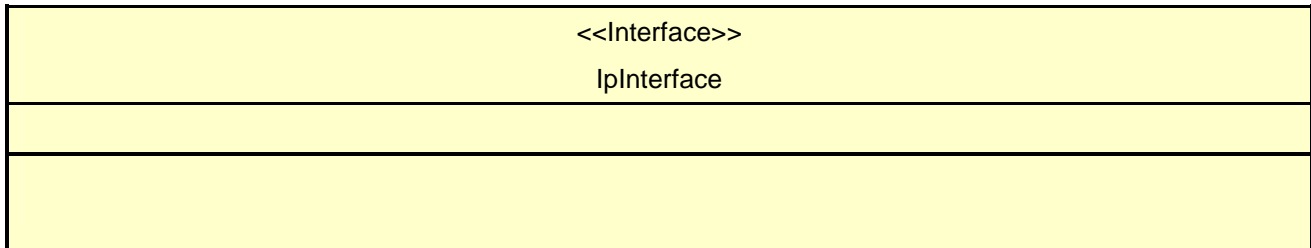
7.1.4 State Model

If relevant, a state model is shown to illustrate the states of the objects that implement the described interface.

7.2 Base Interface

7.2.1 Interface Class IpInterface

All application, framework and service interfaces inherit from the following interface. This API Base Interface does not provide any additional methods.



7.3 Service Interfaces

7.3.1 Overview

The Service Interfaces provide the interfaces into the capabilities of the underlying network - such as call control, user interaction, messaging, mobility and connectivity management.

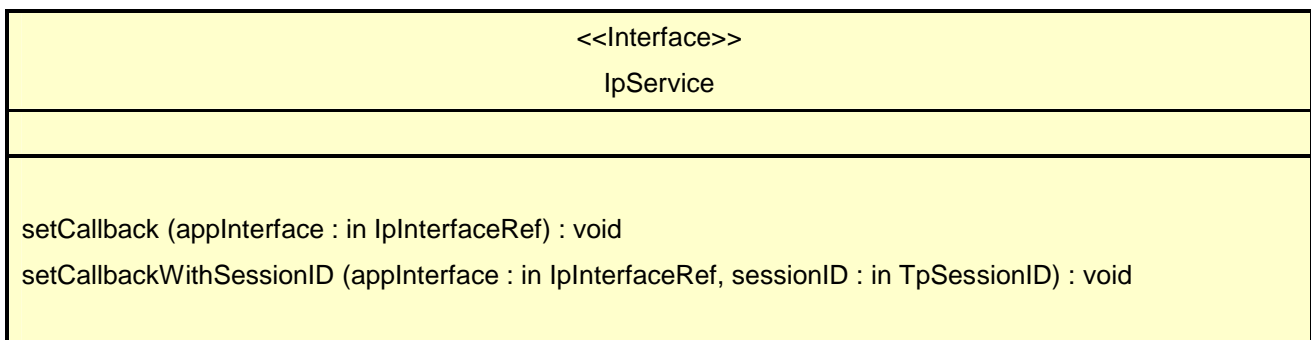
The interfaces that are implemented by the services are denoted as 'Service Interface'. The corresponding interfaces that must be implemented by the application (e.g. for API callbacks) are denoted as 'Application Interface'.

7.4 Generic Service Interface

7.4.1 Interface Class IpService

Inherits from: IpInterface

All service interfaces inherit from the following interface.



7.4.1.1 Method setCallback()

This method specifies the reference address of the callback interface that a service uses to invoke methods on the application. It is not allowed to invoke this method on an interface that uses SessionIDs.

Parameters

appInterface : in IpInterfaceRef

Specifies a reference to the application interface, which is used for callbacks.

*Raises***TpCommonExceptions, P_INVALID_INTERFACE_TYPE**

7.4.1.2 Method setCallbackWithSessionID()

This method specifies the reference address of the application's callback interface that a service uses for interactions associated with a specific session ID: e.g. a specific call, or call leg. It is not allowed to invoke this method on an interface that does not use SessionIDs.

*Parameters***appInterface : in IpInterfaceRef**

Specifies a reference to the application interface, which is used for callbacks.

sessionID : in TpSessionID

Specifies the session for which the service can invoke the application's callback interface.

*Raises***TpCommonExceptions, P_INVALID_SESSION_ID, P_INVALID_INTERFACE_TYPE**

8 Terminal Capabilities Interface Classes

The Terminal Capabilities SCF enables the application to retrieve the terminal capabilities of the specified terminal. Additionally it is possible for the application to request notifications when the capabilities of the terminal change in some way. The Terminal Capabilities service provides SCF interfaces IpTerminalCapabilities and IpExtendedTerminalCapabilities. The application side interface for the reporting is called IpAppExtendedTerminalCapabilities.

8.1 Interface Class IpTerminalCapabilities

Inherits from: IpService.

The Terminal Capabilities SCF interface IpTerminalCapabilities contains the synchronous method getTerminalCapabilities. The application has to provide the terminalIdentity as input to this method. The result indicates whether or not the terminal capabilities are available in the network and, in case they are, it will return the terminal capabilities (see the data definition of TpTerminalCapabilities for more information). The network may override some capabilities that have been indicated by the terminal itself due to network policies or other restrictions or modifications in the supported capabilities.

This interface, or IpExtendedTerminalCapabilities shall be implemented by a Terminal Capabilities SCF as a minimum requirement. If this interface is implemented, the getTerminalCapabilities() method shall be implemented as a minimum requirement.

<<Interface>> IpTerminalCapabilities
getTerminalCapabilities (terminalIdentity : in TpString) : TpTerminalCapabilities

8.1.1 Method getTerminalCapabilities()

This method is used by an application to get the capabilities of a user's terminal. Direction: Application to Network.

Returns result : Specifies the latest available capabilities of the user's terminal.

This information, if available, is returned as CC/PP headers as specified in W3C (see [6] in ES 202 915-1) and adopted in the WAP UAProf specification (see [9] in ES 202 915-1). It contains URLs; terminal attributes and values, in RDF format; or a combination of both.

Parameters

terminalIdentity : in TpString

Identifies the terminal. It may be a logical address known by the WAP Gateway/PushProxy.

Returns

TpTerminalCapabilities

Raises

TpCommonExceptions, P_INVALID_TERMINAL_ID

8.2 Interface Class IpExtendedTerminalCapabilities

Inherits from: IpTerminalCapabilities.

This interface can be used as an extended version of terminal capability monitoring. The application programmer can use this interface to request terminal capability reports that are triggered by their changes. Note that the underlying mechanisms for this network feature are currently not fully standardised.

This interface, or IpTerminalCapabilities, shall be implemented by a Terminal Capabilities SCF as a minimum requirement. The triggeredTerminalCapabilityStartReq() and triggeredTerminalCapabilityStop() methods shall be implemented as a minimum requirement. An implementation of IpExtendedTerminalCapabilities is not required to implement the minimum mandatory methods of IpTerminalCapabilities.

<<Interface>> IpExtendedTerminalCapabilities
<<new>> triggeredTerminalCapabilityStartReq (appTerminalCapabilities : in IpAppExtendedTerminalCapabilitiesRef, terminals : in TpAddressSet, capabilityScope : in TpTerminalCapabilityScope, criteria : in TpTerminalCapabilityChangeCriteria) : TpAssignmentID <<new>> triggeredTerminalCapabilityStop (assignmentID : in TpAssignmentID) : void

8.2.1 Method <<new>> triggeredTerminalCapabilityStartReq()

Request for terminal capability reports when the capabilities change or when the application obviously does not have the current terminal capability information when this method is invoked.

Returns: assignmentID

Specifies the assignment ID of the triggered terminal capability reporting request.

Parameters

appTerminalCapabilities : in IpAppExtendedTerminalCapabilitiesRef

Specifies the application interface for callbacks.

terminals : in TpAddressSet

Specifies the terminal(s) for which the capabilities shall be reported. TpAddress fields have the following use:

- Plan: Used to indicate the numbering plan
- AddrString: Used to indicate the subscriber address
- Name: Used to indicate the terminal identity. May be applied also together with AddrString to indicate subscriber's particular terminal. The precise format is not defined.
- Presentation: No defined use
- Screening: No defined use
- SubAddressString: No defined use

Hence it is possible to indicate the subscriber and/or the terminal identification. This terminal addressing is implementation specific e.g. subscriber identification may not always be sufficient information to get the capabilities of the terminal.

capabilityScope : in TpTerminalCapabilityScope

Specifies the scope of the capabilities that the application is interested in. The contents are implementation specific. One possibility is to use the CC/PP definitions as in TpTerminalCapabilities.

criteria : in TpTerminalCapabilityChangeCriteria

Specifies the trigger conditions for the reports e.g. software or hardware update.

*Returns***TpAssignmentID***Raises***TpCommonExceptions, P_INFORMATION_NOT_AVAILABLE,
P_INVALID_INTERFACE_TYPE, P_INVALID_CRITERIA, P_INVALID_TERMINAL_ID**

8.2.2 Method <<new>> triggeredTerminalCapabilityStop()

Stop reporting for terminal capability changes that were started by triggeredTerminalCapabilityStartReq().

*Parameters***assignmentID : in TpAssignmentID**

Specifies the assignment ID for the task to be stopped.

*Raises***TpCommonExceptions, P_INVALID_ASSIGNMENT_ID**

8.3 Interface Class IpAppExtendedTerminalCapabilities

Inherits from: IpInterface.

IpAppExtendedTerminalCapabilities interface is used to send triggered terminal capability reports. It is implemented by the client application developer.

<<Interface>> IpAppExtendedTerminalCapabilities
<<new>> triggeredTerminalCapabilityReport (assignmentID : in TpAssignmentID, terminals : in TpAddressSet, criteria : in TpTerminalCapabilityChangeCriteria, capabilities : in TpTerminalCapabilities) : void <<new>> triggeredTerminalCapabilityReportErr (assignmentID : in TpAssignmentID, terminals : in TpAddressSet, cause : in TpTerminalCapabilitiesError) : void

8.3.1 Method <<new>> triggeredTerminalCapabilityReport()

This terminal capability report is issued when the capabilities of the terminal have changed in the way specified by the criteria parameter in the previously invoked triggeredTerminalCapabilityStartReq () method.

*Parameters***assignmentID : in TpAssignmentID**

Specifies the assignment ID of the report.

terminals : in TpAddressSet

Specifies the terminal(s) either by subscriber or terminal ID or both as described for the triggeredTerminalCapabilityStartReq () method.

criteria : in TpTerminalCapabilityChangeCriteria

Specifies the criteria that caused the report to be sent.

capabilities : in TpTerminalCapabilities

Specifies the capabilities of the terminal. The network may override some capabilities that have been indicated by the terminal itself due to network policies or other restrictions or modifications in the supported capabilities.

8.3.2 Method <<new>> triggeredTerminalCapabilityReportErr()

This method indicates that the requested reporting has failed. Note that errors may concern the whole assignment or just some terminals. In the former case no terminals are specified.

*Parameters***assignmentId : in TpAssignmentID**

Specifies the assignment ID.

terminals : in TpAddressSet

Specifies the terminal(s) either by subscriber or terminal ID or both as described for the triggeredTerminalCapabilityStartReq () method.

cause : in TpTerminalCapabilitiesError

Specifies the error that led to the failure.

9 State Transition Diagrams

There are no State Transition Diagrams for the Terminal Capabilities SCF.

10 Service Properties

The following table lists properties relevant for this SCF.

Property	Type	Description
P_TRIGGERED_REPORTING_SUPPORTED	BOOLEAN_SET	Value = TRUE : The triggered reporting of terminal capabilities is supported by the SCF. Value = FALSE : The triggered reporting of terminal capabilities is not supported by the SCF.

11 Terminal Capabilities Data Definitions

All data types referenced but not defined in this clause are common data definitions which may be found in 3GPP TS 29.198-2.

11.1 terminalIdentity

Identifies the terminal.

Name	Type	Documentation
terminalIdentity	TpString	Identifies the terminal. It may be a logical address known by the WAP Gateway/PushProxy.

11.2 TpTerminalCapabilities

This data type is a Sequence of Data Elements that describes the terminal capabilities. It is a structured type that consists of:

Sequence Element Name	Sequence Element Type	Documentation
TerminalCapabilities	TpString	Specifies the latest available capabilities of the user's terminal. This information, if available, is returned as CC/PP headers as specified in W3C (see [6] in ES 201 915-1) and adopted in the WAP UAProf specification (see [9] in ES 201 915-1). It contains URLs; terminal attributes and values, in RDF format; or a combination of both.
StatusCode	TpBoolean	Indicates whether or not the TerminalCapabilities are available.

11.3 TpTerminalCapabilitiesError

Defines an error that is reported by the Terminal Capabilities SCF.

Name	Value	Description
P_TERMPCAP_ERROR_UNDEFINED	0	Undefined.
P_TERMPCAP_INVALID_TERMINALID	1	The request can not be handled because the terminal id specified is not valid.
P_TERMPCAP_SYSTEM_FAILURE	2	System failure. The request cannot be handled because of a general problem in the terminal capabilities service or the underlying network.
P_TERMPCAP_INFO_UNAVAILABLE	3	The terminal capability information is not available.

11.4 TpTerminalCapabilityChangeCriteria

Defines the type of the terminal capability changes to be reported. The values may be combined by a logical 'OR' function.

Name	Value	Description
P_TERMINAL_CAPABILITY_CHANGE_CRITERIA_UNDEFINED	00h	Undefined
P_TERMINAL_CAPABILITY_CHANGE_CRITERIA_GENERAL	01h	Any change in the terminal capabilities.
P_TERMINAL_CAPABILITY_CHANGE_CRITERIA_HW_UPDATE	02h	The terminal device hardware has been modified or replaced completely.
P_TERMINAL_CAPABILITY_CHANGE_CRITERIA_SW_UPDATE	04h	The software of the terminal has been updated in any way. Also changes in configuration or preferences may be concerned.
P_TERMINAL_CAPABILITY_CHANGE_CRITERIA_INITIAL	08h	The initial device capabilities reported when monitoring has been started by an application.

11.5 TpTerminalCapabilityScopeType

Defines a specific type of the terminal capability scope definition.

Name	Value	Description
P_TERMINAL_CAPABILITY_SCOPE_TYPE_UNDEFINED	0	Undefined.
P_TERMINAL_CAPABILITY_SCOPE_TYPE_CCPP	1	Indicates that the terminal capability scope is expressed as CC/PP headers as specified in W3C [4] and adopted in the WAP UAProf specification [5]. It contains URLs; terminal attributes and values, in RDF format; or a combination of both.

11.6 TpTerminalCapabilityScope

Defines the [Sequence of Data Elements](#) that specify the scope of the terminal capabilities.

Sequence Element Name	Sequence Element Type
ScopeType	TpTerminalCapabilityScopeType
Scope	TpString

12 Exception Classes

The following are the list of exception classes which are used in this interface of the API.

Name	Description
P_INVALID_TERMINAL_ID	The request can not be handled because the terminal id specified is not valid.

Each exception class contains the following structure:

Structure Element Name	Structure Element Type	Structure Element Description
ExtraInformation	TpString	Carries extra information to help identify the source of the exception, e.g. a parameter name

Annex A (normative): OMG IDL Description of Terminal Capabilities SCF

The OMG IDL representation of this interface specification is contained in a text file (termcap.idl contained in archive 2919807V580IDL.ZIP) which accompanies the present document.

Annex B (informative): W3C WSDL Description of Terminal Capabilities SCF

Significant changes have occurred in Web Services technologies and understanding of how to best apply Web Services as a realisation of OSA. These changes are not reflected and therefore this realisation is removed. A future activity may provide a replacement for the content of this annex, reflective of current technology and usage expected.

Annex C (informative): Java™ API Description of the Terminal Capabilities SCF

The Java™ API realisation of this specification is produced in accordance with the Java™ Realisation rules defined in Part 1 of this specification series. These rules aim to deliver for Java™, a developer API, provided as a realisation, supporting a Java™ API that represents the UML specifications. The rules support the production of both J2SE™ and J2EE™ versions of the API from the common UML specifications.

The J2SE™ representation of this specification is provided as Java™ Code, contained in archive 2919807V580J2SE.ZIP that accompanies the present document.

The J2EE™ representation of this specification is provided as Java™ Code, contained in archive 2919807V580J2EE.ZIP that accompanies the present document.

Annex D (informative): Change history

Change history							
Date	TSG #	TSG Doc.	CR	Rev	Subject/Comment	Old	New
Mar 2001	CN_11	NP-010134	047	--	CR 29.198: for moving TS 29.198 from R99 to Rel 4 (N5-010158)	3.2.0	4.0.0
Jun 2001	CN_12	NP-010330	001	--	Corrections to OSA API Rel4	4.0.0	4.1.0
Sep 2001	CN_13	NP-010470	002	--	Changing references to JAIN	4.1.0	4.2.0
Dec 2001	CN_14	NP-010600	003	--	Replace Out Parameters with Return Types	4.2.0	4.3.0
Mar 2002	CN_15	NP-020109	004	--	Add P_INVALID_INTERFACE_TYPE exception to IpService.setCallback() and IpService.setCallbackWithSessionID()	4.3.0	4.4.0
Mar 2002	CN_15	NP-020113	005	--	Addition of terminal capability change notifications	4.4.0	5.0.0
Jun 2002	CN_16	NP-020182	006	--	Addition of support for WSDL realisation	5.0.0	5.1.0
Sep 2002	CN-17	NP-020434	007	--	Add text to clarify requirements on support of methods	5.1.0	5.2.0
Sep 2002	CN-17	NP-020395	008	--	Add text to clarify relationship between 3GPP and ETSI/Parlay OSA specifications	5.1.0	5.2.0
Mar 2003	CN_19	NP-030023	011	--	Addition of status of methods to Terminal Capabilities interfaces	5.2.0	5.3.0
Mar 2003	CN_19	NP-030023	013	--	Correction to TpTerminalCapabilities in Terminal Capabilities	5.2.0	5.3.0
Sep 2003	CN_21	NP-030352	014	--	Correction to Java Realisation Annex	5.3.0	5.4.0
Apr 2004	CN_23bis	NP-040155	016	--	Correct Java Code to conform with Java Rulebook in TS 29.198-01 and to remove errors	5.4.0	5.5.0
Jun 2004	CN_24	NP-040262	018	--	Correct Java Rulebook	5.5.0	5.6.0
Sep 2004	CN_25	NP-040355	029	--	Correct J2EE source	5.6.0	5.7.0
Dec 2004	CN_26	NP-040485	032	--	Removal of OSA API SCFs description in W3C WSDL	5.7.0	5.8.0

History

Document history		
V5.0.0	March 2002	Publication
V5.1.0	June 2002	Publication
V5.2.0	September 2002	Publication
V5.3.0	March 2003	Publication
V5.4.0	September 2003	Publication
V5.5.0	April 2004	Publication
V5.6.0	August 2004	Publication
V5.7.0	September 2004	Publication
V5.8.0	December 2004	Publication