

ETSI TS 129 139 V17.0.0 (2022-04)



**Universal Mobile Telecommunications System (UMTS);
LTE;
3GPP system - fixed broadband access network interworking;
Home (e)Node B - security gateway interface
(3GPP TS 29.139 version 17.0.0 Release 17)**



Reference

RTS/TSGC-0429139v00

Keywords

LTE,UMTS

ETSI

650 Route des Lucioles
F-06921 Sophia Antipolis Cedex - FRANCE

Tel.: +33 4 92 94 42 00 Fax: +33 4 93 65 47 16

Siret N° 348 623 562 00017 - APE 7112B
Association à but non lucratif enregistrée à la
Sous-Préfecture de Grasse (06) N° w061004871

Important notice

The present document can be downloaded from:

<http://www.etsi.org/standards-search>

The present document may be made available in electronic versions and/or in print. The content of any electronic and/or print versions of the present document shall not be modified without the prior written authorization of ETSI. In case of any existing or perceived difference in contents between such versions and/or in print, the prevailing version of an ETSI deliverable is the one made publicly available in PDF format at www.etsi.org/deliver.

Users of the present document should be aware that the document may be subject to revision or change of status.

Information on the current status of this and other ETSI documents is available at

<https://portal.etsi.org/TB/ETSIDeliverableStatus.aspx>

If you find errors in the present document, please send your comment to one of the following services:

<https://portal.etsi.org/People/CommitteeSupportStaff.aspx>

If you find a security vulnerability in the present document, please report it through our
Coordinated Vulnerability Disclosure Program:

<https://www.etsi.org/standards/coordinated-vulnerability-disclosure>

Notice of disclaimer & limitation of liability

The information provided in the present deliverable is directed solely to professionals who have the appropriate degree of experience to understand and interpret its content in accordance with generally accepted engineering or other professional standard and applicable regulations.

No recommendation as to products and services or vendors is made or should be implied.

No representation or warranty is made that this deliverable is technically accurate or sufficient or conforms to any law and/or governmental rule and/or regulation and further, no representation or warranty is made of merchantability or fitness for any particular purpose or against infringement of intellectual property rights.

In no event shall ETSI be held liable for loss of profits or any other incidental or consequential damages.

Any software contained in this deliverable is provided "AS IS" with no warranties, express or implied, including but not limited to, the warranties of merchantability, fitness for a particular purpose and non-infringement of intellectual property rights and ETSI shall not be held liable in any event for any damages whatsoever (including, without limitation, damages for loss of profits, business interruption, loss of information, or any other pecuniary loss) arising out of or related to the use of or inability to use the software.

Copyright Notification

No part may be reproduced or utilized in any form or by any means, electronic or mechanical, including photocopying and microfilm except as authorized by written permission of ETSI.

The content of the PDF version shall not be modified without the written authorization of ETSI.

The copyright and the foregoing restriction extend to reproduction in all media.

© ETSI 2022.
All rights reserved.

Intellectual Property Rights

Essential patents

IPRs essential or potentially essential to normative deliverables may have been declared to ETSI. The declarations pertaining to these essential IPRs, if any, are publicly available for **ETSI members and non-members**, and can be found in ETSI SR 000 314: "*Intellectual Property Rights (IPRs); Essential, or potentially Essential, IPRs notified to ETSI in respect of ETSI standards*", which is available from the ETSI Secretariat. Latest updates are available on the ETSI Web server (<https://ipr.etsi.org/>).

Pursuant to the ETSI Directives including the ETSI IPR Policy, no investigation regarding the essentiality of IPRs, including IPR searches, has been carried out by ETSI. No guarantee can be given as to the existence of other IPRs not referenced in ETSI SR 000 314 (or the updates on the ETSI Web server) which are, or may be, or may become, essential to the present document.

Trademarks

The present document may include trademarks and/or tradenames which are asserted and/or registered by their owners. ETSI claims no ownership of these except for any which are indicated as being the property of ETSI, and conveys no right to use or reproduce any trademark and/or tradename. Mention of those trademarks in the present document does not constitute an endorsement by ETSI of products, services or organizations associated with those trademarks.

DECT™, **PLUGTESTS™**, **UMTS™** and the ETSI logo are trademarks of ETSI registered for the benefit of its Members. **3GPP™** and **LTE™** are trademarks of ETSI registered for the benefit of its Members and of the 3GPP Organizational Partners. **oneM2M™** logo is a trademark of ETSI registered for the benefit of its Members and of the oneM2M Partners. **GSM®** and the GSM logo are trademarks registered and owned by the GSM Association.

Legal Notice

This Technical Specification (TS) has been produced by ETSI 3rd Generation Partnership Project (3GPP).

The present document may refer to technical specifications or reports using their 3GPP identities. These shall be interpreted as being references to the corresponding ETSI deliverables.

The cross reference between 3GPP and ETSI identities can be found under <http://webapp.etsi.org/key/queryform.asp>.

Modal verbs terminology

In the present document "**shall**", "**shall not**", "**should**", "**should not**", "**may**", "**need not**", "**will**", "**will not**", "**can**" and "**cannot**" are to be interpreted as described in clause 3.2 of the [ETSI Drafting Rules](#) (Verbal forms for the expression of provisions).

"**must**" and "**must not**" are **NOT** allowed in ETSI deliverables except when used in direct citation.

Contents

Intellectual Property Rights	2
Legal Notice	2
Modal verbs terminology.....	2
Foreword.....	4
1 Scope	5
2 References	5
3 Definitions and abbreviations.....	5
3.1 Definitions	5
3.2 Abbreviations	6
4 General	6
4.1 Protocol Stack	6
4.1.1 Control Plane for H(e)NB – SeGW	6
4.1.2 User Plane for H(e)NB – SeGW	7
5 Supporting QoS	8
5.1 General	8
5.2 H(e)NB procedures.....	8
5.2.1 General.....	8
5.2.2 QCI mapping	8
5.2.3 Reflective QoS.....	8
5.3 SeGW procedures.....	8
6 Tunnel Management.....	8
6.1 General	8
6.2 H(e)NB procedures.....	9
6.2.1 Tunnel establishment	9
6.2.1.1 IP address allocation	9
6.2.1.2 NAT Traversal	9
6.2.1.3 H(e)NB NATed Tunnel-IP address discovery	9
6.2.2 Tunnel modification.....	9
6.2.3 Tunnel disconnection.....	9
6.3 SeGW procedures.....	9
6.3.1 Tunnel establishment	9
6.3.1.1 IP address allocation	9
6.3.1.2 NAT Traversal	10
6.3.1.3 H(e)NB NATed Tunnel-IP address discovery	10
6.3.2 Tunnel modification.....	10
6.3.3 Tunnel disconnection.....	10
7 PDUs and parameters specific to the present document	10
7.1 IETF RFC coding information defined within present document	10
7.1.1 IKEv2 Configuration Payloads attributes	10
7.1.1.1 EXTERNAL_SOURCE_IP4_NAT_INFO attribute.....	10
Annex A (informative): Change history	12
History	13

Foreword

This Technical Specification has been produced by the 3rd Generation Partnership Project (3GPP).

The contents of the present document are subject to continuing work within the TSG and may change following formal TSG approval. Should the TSG modify the contents of the present document, it will be re-released by the TSG with an identifying change of release date and an increase in version number as follows:

Version x.y.z

where:

- x the first digit:
 - 1 presented to TSG for information;
 - 2 presented to TSG for approval;
 - 3 or greater indicates TSG approved document under change control.
- y the second digit is incremented for all changes of substance, i.e. technical enhancements, corrections, updates, etc.
- z the third digit is incremented when editorial only changes have been incorporated in the document.

1 Scope

The present document specifies the H(e)NB – SeGW interface. The interface is used for the interworking between a 3GPP system and a Fixed Broadband Access network defined by Broadband Forum. The interworking procedure provides the IP connectivity to a 3GPP UE using a H(e)NB connected to a Fixed Broadband Access network as specified in 3GPP TS 23.139 [2].

The specification covers the QoS aspects and Tunnel management procedures.

2 References

The following documents contain provisions which, through reference in this text, constitute provisions of the present document.

- References are either specific (identified by date of publication, edition number, version number, etc.) or non-specific.
- For a specific reference, subsequent revisions do not apply.
- For a non-specific reference, the latest version applies. In the case of a reference to a 3GPP document (including a GSM document), a non-specific reference implicitly refers to the latest version of that document *in the same Release as the present document*.

- [1] 3GPP TR 21.905: "Vocabulary for 3GPP Specifications".
- [2] 3GPP TS 23.139: "3GPP System-Fixed Broadband Access Network Interworking; Stage 2".
- [3] 3GPP TS 24.139: "3GPP System-Fixed Broadband Access Network Interworking; Stage 3".
- [4] IETF RFC 2474 (December 1998): "Definition of the Differentiated Services Field (DS Field) in the IPv4 and IPv6 Headers".
- [5] IETF RFC 5996: "Internet Key Exchange Protocol Version 2 (IKEv2)".
- [6] IETF RFC 3948: "UDP Encapsulation of IPsec ESP Packets".
- [7] 3GPP TS 33.320: "Security of Home Node B (HNB) / Home evolved Node B (HeNB)".

3 Definitions and abbreviations

3.1 Definitions

For the purposes of the present document, the terms and definitions given in TR 21.905 [1] and the following apply. A term defined in the present document takes precedence over the definition of the same term, if any, in TR 21.905 [1].

H(e)NB Reflective QoS function: H(e)NB Reflective QoS function is a H(e)NB function in order to support QoS for uplink traffic over a Fixed Broadband Access network as specified in 3GPP TS 23.139 [2].

H(e)NB local IP address Info: H(e)NB local IP address Info is defined as either the public IPv4 address or IPv6 address assigned to the H(e)NB by the Fixed Broadband Access Network domain, or the public IPv4 address and the UDP port number used by the NATed RG that is used for this H(e)NB. The public IPv4 address used by the NATed RG is assigned by the Fixed Broadband Access Network domain.

3.2 Abbreviations

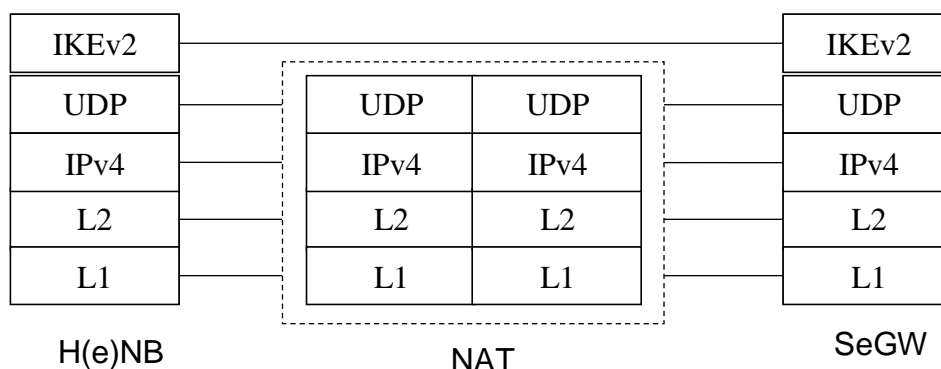
For the purposes of the present document, the abbreviations given in TR 21.905 [1] and the following apply. An abbreviation defined in the present document takes precedence over the definition of the same abbreviation, if any, in TR 21.905 [1].

DSCP	Differentiated Services Code Point
H(e)NB	Home (e)NodeB
NAT	Network Address Translation
NAT-T	NAT Traversal
SeGW	Security Gateway

4 General

4.1 Protocol Stack

4.1.1 Control Plane for H(e)NB – SeGW



Legend:

- **IKEv2 Protocol:** This protocol is used to between H(e)NB and SeGW. The IKEv2 protocol is defined in IETF RFC 5996 [5].

Figure 4.1.1-1: Control Plane for H(e)NB - SeGW Interface over IPv4 transport network

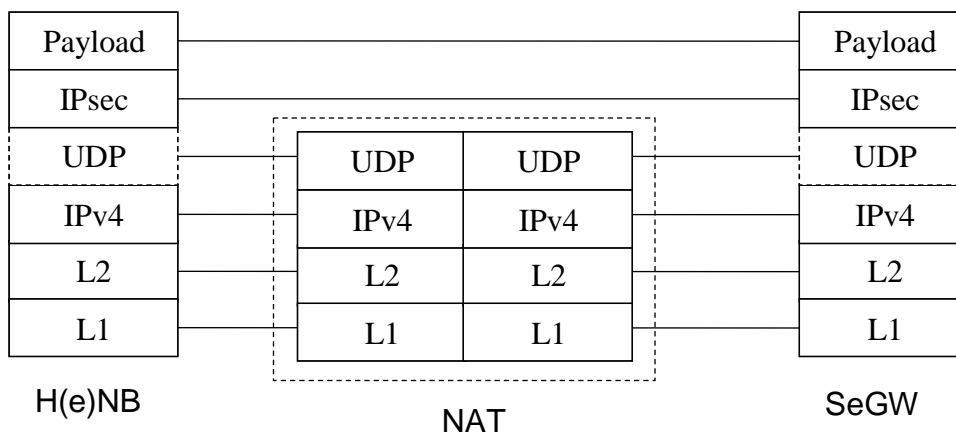


Legend:

- **IKEv2 Protocol:** This protocol is used between H(e)NB and SeGW. The IKEv2 protocol is defined in RFC 5996 [5].

Figure 4.1.1-2: Control Plane for H(e)NB - SeGW Interface over IPv6 transport network

4.1.2 User Plane for H(e)NB – SeGW



Legend:

- **UDP:** UDP encapsulation is used if NAT is detected between the H(e)NB and the SeGW.

Figure 4.1.2-1: User Plane for H(e)NB - SeGW Interface over IPv4 transport network




Figure 4.1.2-2: User Plane for H(e)NB - SeGW Interface over IPv6 transport network

5 Supporting QoS

5.1 General

At interworking with a Fixed Broadband Access network, QoS is provided by DSCP marking as specified in IETF RFC 2474 [4].

5.2 H(e)NB procedures

5.2.1 General

The H(e)NB shall support DSCP marking on the IPsec header when forwarding the UE uplink traffic.

Based on H(e)NB configuration either the QCI mapping or the Reflective QoS may be used.

5.2.2 QCI mapping

The QCI mapping table contains a one-to-one mapping from QCI value to DSCP marking value. The QCI mapping table is configured in the H(e)NB by the operator.

When forwarding an uplink IP packet, the H(e)NB shall perform a lookup in the QCI mapping table based on the QCI value of the EPS bearer/PDP context before the IPsec tunnel encapsulation. The H(e)NB shall set the DSCP marking value of the IPsec header according to the matched QCI mapping table entry.

5.2.3 Reflective QoS

To support the H(e)NB Reflective QoS function for uplink traffic, the H(e)NB shall create and maintain the uplink DSCP marking rules for each active PDN connection as specified for UE Reflective QoS function in 3GPP TS 24.139 [3].

When forwarding an uplink IP packet, the H(e)NB shall perform a lookup in the DSCP marking table based on the n-tuple of the IP header before the IPsec tunnel encapsulation. If a matching entry is found, the H(e)NB shall set the DSCP marking value of the IPsec header according to the matched DSCP marking rule. If no matching entry is found, the H(e)NB shall copy the DSCP field of the outer IP header into the IPsec header before forwarding to the SeGW.

5.3 SeGW procedures

When receiving a downlink data packet, the SeGW shall copy the DSCP marking value from the outer IP header into the IPsec header before forwarding to the H(e)NB using the IPsec tunnel, as specified in 3GPP TR 23.139 [2].

6 Tunnel Management

6.1 General

The tunnel is an IPsec tunnel established via an IKEv2 protocol exchange IETF RFC 5996 [5] between the H(e)NB and the SeGW which is through the Fixed Broadband Access Network.

In an IPv4 Fixed Broadband Access Network, NAT can be deployed between the H(e)NB and the SeGW, e.g. in a Residence Gateway. A H(e)NB behind the NAT shall invoke the NAT traversal procedure for IKEv2. The IPsec tunnel is encapsulated over UDP in the Tunnel-Mode as specified in IETF RFC 5996 [5].

6.2 H(e)NB procedures

6.2.1 Tunnel establishment

6.2.1.1 IP address allocation

The SeGW shall provide the IP address to the H(e)NB for the communication with the EPC network.

For dynamic IP address allocation, the H(e)NB shall include the requested IP address type (IPv4 address or IPv6 address) that needs to be configured in an IKEv2 CFG_REQUEST Configuration Payload in the IKE_AUTH request message as defined in IETF RFC 5996 [5] after reception of the IKE_SA_INIT response from the SeGW.

6.2.1.2 NAT Traversal

NAT can be deployed in an IPv4 Fixed Broadband Access Network. IKEv2 NAT Traversal specified in section 2.23 of IETF RFC 5996 [5] shall be supported by H(e)NB.

If NAT is detected between the H(e)NB and SeGW, the following procedures shall be performed:

- UDP-Encapsulated ESP as defined in IETF RFC 5996 [5];
- sending the NAT-keepalive packet to keep NAT mapping alive if no other packet to the SeGW has been sent in M seconds as defined in the IETF RFC 3948 [6];

NOTE: M is a locally configurable parameter with a default value of 20 seconds as defined in the IETF RFC 3948 [6].

6.2.1.3 H(e)NB NATed Tunnel-IP address discovery

If NAT is detected between the H(e)NB and SeGW, the H(e)NB shall request the SeGW to return the H(e)NB local IP address information by including the EXTERNAL_SOURCE_IP4_NAT_INFO attribute as defined in subclause 7.1.1.1 in the CFG_REQUEST Configuration Payload within the IKE_AUTH request message. The length field of the attribute shall be set to zero. The NATed IPv4 Address field and UDP Port number field shall be absent.

If the H(e)NB subsequently receives the EXTERNAL_SOURCE_IP4_NAT_INFO attribute in the CFG_REPLY configuration payload from the SeGW, the H(e)NB shall report the IP address received in EXTERNAL_SOURCE_IP4_NAT_INFO attribute as the H(e)NB local IP address to the MME/SGSN.

6.2.2 Tunnel modification

NAT mappings can change when the UDP port number is reassigned by the NAT, and/or H(e)NB local IP address is reallocated due to NAT restart.

Upon NAT remapping, the SeGW initiates the tunnel disconnection procedure as specified in subclause 6.3.3. Then the H(e)NB shall re-initiate the tunnel establishment procedure as specified in sub-clause 6.2.1.

6.2.3 Tunnel disconnection

The H(e)NB shall use the procedures defined in IETF RFC 5996 [5] to disconnect an IPsec tunnel to the SeGW.

6.3 SeGW procedures

6.3.1 Tunnel establishment

6.3.1.1 IP address allocation

For dynamic IP address allocation, upon receipt of an IKE_AUTH request message from the H(e)NB requesting the IP address, the SeGW shall include the remote IP address information in the IKEv2 Configuration Payload (CFG_REPLY)

of the final IKE_AUTH response message to the H(e)NB. The SeGW shall assign either an IPv4 or an IPv6 address to the H(e)NB via a single CFG_REPLY Configuration Payload.

6.3.1.2 NAT Traversal

NAT can be deployed in an IPv4 Fixed Broadband Access Network. IKEv2 NAT Traversal specified in section 2.23 of IETF RFC 5996 [5] shall be supported by SeGW.

If NAT is detected between the H(e)NB and SeGW, the SeGW shall use UDP-Encapsulated ESP as defined in IETF RFC 5996 [5].

6.3.1.3 H(e)NB NATed Tunnel-IP address discovery

If the SeGW receives the EXTERNAL_SOURCE_IP4_NAT_INFO attribute as defined in subclause 7.1.1.1 in the CFG_REQUEST configuration payload within IKE_AUTH request message, the SeGW shall provide the H(e)NB local IP address information (i.e. NATed IPv4 address and UDP port number) to the H(e)NB by including the EXTERNAL_SOURCE_IP4_NAT_INFO attribute in the CFG_REPLY configuration payload within the IKE_AUTH response message.

6.3.2 Tunnel modification

NAT mappings can change when the UDP port number is reassigned by the NAT, and/or H(e)NB local IP address is reallocated due to NAT restart.

If NAT remapping is detected by the SeGW, the SeGW shall initiate the tunnel disconnection procedure (see subclause 6.3.3).

NOTE: No procedures are defined in current release of specification to enable the SeGW to send the modified H(e)NB local IP address information to the H(e)NB during the lifetime of IKEv2 security association.

6.3.3 Tunnel disconnection

The SeGW shall use the procedures defined in IETF RFC 5996 [5] to disconnect an IPsec tunnel to the H(e)NB.

7 PDUs and parameters specific to the present document

7.1 IETF RFC coding information defined within present document

7.1.1 IKEv2 Configuration Payloads attributes

7.1.1.1 EXTERNAL_SOURCE_IP4_NAT_INFO attribute

The format of the EXTERNAL_SOURCE_IP4_NAT_INFO attribute follows the definition of Configuration Attributes as specified in IETF RFC 5996 [5], section 3.15.1. The format is shown in figure 7.1.1.1-1 as below. The length of the EXTERNAL_SOURCE_IP4_NAT_INFO attribute is 0 or 6 bytes.

7	6	5	4	3	2	1	0	Octets
R	Attribute Type							1
Attribute Type								2
Length								3, 4
NATed IPv4 Address								5 - 8
UDP Port number								9 - 10

Figure 7.1.1.1-1: EXTERNAL_SOURCE_IP4_NAT_INFO attribute

The R bit in the first octet is as defined in IETF RFC 5996 [5].

The Attribute Type indicating EXTERNAL_SOURCE_IP4_NAT_INFO is of the value 23.

Annex A (informative): Change history

Change history							
Date	Meeting	TDoc	CR	Rev	Cat	Subject/Comment	New version
2012-12	CT#58	CP-120895				V2.0.0 presented for approval	11.0.0
2012-12	CT#58	CP-120697	000 1	-		Removal of invalid reference and editor's note	11.1.0
2014-09	-	-	-	-		Update to Rel-12 version (MCC)	12.0.0
2015-12	-	-	-	-		Update to Rel-13 version (MCC)	13.0.0
2016-03	CT#71	CP-160019	000 4	1		Complete the EXTERNAL_SOURCE_IP4_NAT_INFO attribute information according to IANA registration	13.1.0
2017-03	CT#75	-	-	-		Update to Rel-14 version (MCC)	14.0.0
2018-06	CT#80	-	-	-		Update to Rel-15 version (MCC)	15.0.0
2020-07	CT#88e	-	-	-		Update to Rel-16 version (MCC)	16.0.0
2022-04	-	-	-	-	-	Update to Rel-17 version (MCC)	17.0.0

History

Document history		
V17.0.0	April 2022	Publication