

ETSI TS 128 655 V12.0.0 (2014-10)



**Universal Mobile Telecommunications System (UMTS);
LTE;
Telecommunication management;
GSM/EDGE Radio Access Network (GERAN)
Network Resource Model (NRM)
Integration Reference Point (IRP);
Information Service (IS)
(3GPP TS 28.655 version 12.0.0 Release 12)**



Reference

RTS/TSGS-0528655vc00

Keywords

LTE,UMTS

ETSI

650 Route des Lucioles
F-06921 Sophia Antipolis Cedex - FRANCE

Tel.: +33 4 92 94 42 00 Fax: +33 4 93 65 47 16

Siret N° 348 623 562 00017 - NAF 742 C
Association à but non lucratif enregistrée à la
Sous-Préfecture de Grasse (06) N° 7803/88

Important notice

The present document can be downloaded from:

<http://www.etsi.org>

The present document may be made available in electronic versions and/or in print. The content of any electronic and/or print versions of the present document shall not be modified without the prior written authorization of ETSI. In case of any existing or perceived difference in contents between such versions and/or in print, the only prevailing document is the print of the Portable Document Format (PDF) version kept on a specific network drive within ETSI Secretariat.

Users of the present document should be aware that the document may be subject to revision or change of status. Information on the current status of this and other ETSI documents is available at

<http://portal.etsi.org/tb/status/status.asp>

If you find errors in the present document, please send your comment to one of the following services:

http://portal.etsi.org/chaicor/ETSI_support.asp

Copyright Notification

No part may be reproduced or utilized in any form or by any means, electronic or mechanical, including photocopying and microfilm except as authorized by written permission of ETSI.

The content of the PDF version shall not be modified without the written authorization of ETSI.

The copyright and the foregoing restriction extend to reproduction in all media.

© European Telecommunications Standards Institute 2014.

All rights reserved.

DECT™, **PLUGTESTS™**, **UMTS™** and the ETSI logo are Trade Marks of ETSI registered for the benefit of its Members. **3GPP™** and **LTE™** are Trade Marks of ETSI registered for the benefit of its Members and of the 3GPP Organizational Partners.

GSM® and the GSM logo are Trade Marks registered and owned by the GSM Association.

Intellectual Property Rights

IPRs essential or potentially essential to the present document may have been declared to ETSI. The information pertaining to these essential IPRs, if any, is publicly available for **ETSI members and non-members**, and can be found in ETSI SR 000 314: *"Intellectual Property Rights (IPRs); Essential, or potentially Essential, IPRs notified to ETSI in respect of ETSI standards"*, which is available from the ETSI Secretariat. Latest updates are available on the ETSI Web server (<http://ipr.etsi.org>).

Pursuant to the ETSI IPR Policy, no investigation, including IPR searches, has been carried out by ETSI. No guarantee can be given as to the existence of other IPRs not referenced in ETSI SR 000 314 (or the updates on the ETSI Web server) which are, or may be, or may become, essential to the present document.

Foreword

This Technical Specification (TS) has been produced by ETSI 3rd Generation Partnership Project (3GPP).

The present document may refer to technical specifications or reports using their 3GPP identities, UMTS identities or GSM identities. These should be interpreted as being references to the corresponding ETSI deliverables.

The cross reference between GSM, UMTS, 3GPP and ETSI identities can be found under <http://webapp.etsi.org/key/queryform.asp>.

Modal verbs terminology

In the present document "**shall**", "**shall not**", "**should**", "**should not**", "**may**", "**may not**", "**need**", "**need not**", "**will**", "**will not**", "**can**" and "**cannot**" are to be interpreted as described in clause 3.2 of the [ETSI Drafting Rules](#) (Verbal forms for the expression of provisions).

"**must**" and "**must not**" are **NOT** allowed in ETSI deliverables except when used in direct citation.

Contents

Intellectual Property Rights	2
Foreword.....	2
Modal verbs terminology.....	2
Foreword.....	5
Introduction	5
1 Scope	6
2 References	6
3 Definitions and abbreviations.....	7
3.1 Definitions	7
3.2 Abbreviations	7
4 Model	7
4.1 Imported information entities and local labels	7
4.2 Class diagram	8
4.2.1 Relationships.....	8
4.2.2 Inheritance	9
4.3 Class definitions	10
4.3.1 BSSFunction	10
4.3.1.1 Definition	10
4.3.1.2 Attributes.....	10
4.3.1.3 Attribute constraints	10
4.3.1.4 Notifications.....	10
4.3.2 BTSSiteMgr.....	10
4.3.2.1 Definition	10
4.3.2.2 Attributes.....	10
4.3.2.3 Attribute constraints	10
4.3.2.4 Notifications.....	10
4.3.3 GSMCell	11
4.3.3.1 Definition	11
4.3.3.2 Attributes.....	11
4.3.3.3 Attribute constraints	11
4.3.3.4 Notifications.....	11
4.3.4 GSMRelation	11
4.3.4.1 Definition	11
4.3.4.2 Attributes.....	12
4.3.4.3 Attribute constraints	12
4.3.4.4 Notifications.....	12
4.3.5 ExternalGSMCell	12
4.3.5.1 Definition	12
4.3.5.2 Attributes.....	13
4.3.5.3 Attribute constraints	13
4.3.5.4 Notifications.....	13
4.3.6 ExternalBSSFunction.....	13
4.3.6.1 Definition	13
4.3.6.2 Attributes.....	13
4.3.6.3 Attribute constraints	13
4.3.6.4 Notifications.....	13
4.4 Attribute definitions	14
4.4.1 Attribute properties	14
4.4.2 Constraints	17
4.5 Common notifications	17
4.5.1 Alarm notifications	17
Configuration notifications.....	17

Annex A (informative): **Change history**18
History19

Foreword

This Technical Specification has been produced by the 3rd Generation Partnership Project (3GPP).

The contents of the present document are subject to continuing work within the TSG and may change following formal TSG approval. Should the TSG modify the contents of the present document, it will be re-released by the TSG with an identifying change of release date and an increase in version number as follows:

Version x.y.z

where:

- x the first digit:
 - 1 presented to TSG for information;
 - 2 presented to TSG for approval;
 - 3 or greater indicates TSG approved document under change control.
- y the second digit is incremented for all changes of substance, i.e. technical enhancements, corrections, updates, etc.
- z the third digit is incremented when editorial only changes have been incorporated in the document.

Introduction

The present document is part of a TS-family covering the 3rd Generation Partnership Project; Technical Specification Group Services and System Aspects; Telecommunication management; as identified below:

28.654: GSM/EDGE Radio Access Network (GERAN) Network Resource Model (NRM) Integration Reference Point (IRP); Requirements

28.655: GSM/EDGE Radio Access Network (GERAN) Network Resource Model (NRM) Integration Reference Point (IRP); Information Service (IS)

28.656: GSM/EDGE Radio Access Network (GERAN) Network Resource Model (NRM) Integration Reference Point (IRP); Solution Set (SS) definitions

1 Scope

The present document specifies the GERAN Network Resource Model (NRM) that can be communicated between an IRP Agent and IRP Managers for telecommunication network management purposes, including management of converged networks.

This document specifies the semantics and behaviour of class attributes and relations visible across the reference point in a protocol and technology neutral way. It does not define their syntax and encoding.

2 References

The following documents contain provisions which, through reference in this text, constitute provisions of the present document.

- References are either specific (identified by date of publication, edition number, version number, etc.) or non-specific.
- For a specific reference, subsequent revisions do not apply.
- For a non-specific reference, the latest version applies. In the case of a reference to a 3GPP document (including a GSM document), a non-specific reference implicitly refers to the latest version of that document *in the same Release as the present document*.

- [1] 3GPP TS 32.101: "Telecommunication management; Principles and high level requirements".
- [2] 3GPP TS 32.102: "Telecommunication management; Architecture".
- [3] 3GPP TS 24.008: "Mobile radio interface Layer 3 specification; Core network protocols; Stage 3".
- [4] 3GPP TS 44.018: "Mobile radio interface layer 3 specification; Radio Resource Control (RRC) protocol".
- [5] 3GPP TS 45.008: "Radio subsystem link control".
- [6] 3GPP TS 45.002: "Multiplexing and multiple access on the radio path".
- [7] 3GPP TS 23.002: "Network architecture".
- [8] 3GPP TS 23.003: "Numbering, Addressing and Identification".
- [9] 3GPP TS 28.652: "Telecommunication management; Configuration Management (CM); UTRAN Network Resource Model (NRM) Integration Reference Point (IRP); Information Service (IS)".
- [10] 3GPP TS 28.658: "Telecommunication management; Evolved Universal Terrestrial Radio Access Network (E-UTRAN) Network Resource Model (NRM) Integration Reference Point (IRP); Information Service (IS)".
- [11] 3GPP TS 32.111-2: "Telecommunication management; Fault Management (FM); Part 2: Alarm Integration Reference Point (IRP); Information Service (IS)".
- [12] 3GPP TS 28.662: "Telecommunication management; Generic Radio Access Network (RAN) Network Resource Model (NRM) Integration Reference Point (IRP); Information Service (IS)".
- [13] 3GPP TS 32.300: "Telecommunication management; Configuration Management (CM); Name convention for Managed Objects".
- [14] 3GPP TS 32.600: "Telecommunication management; Configuration Management (CM); Concept and high-level requirements".
- [15] 3GPP TS 32.302: "Telecommunication management; Configuration Management (CM); Notification Integration Reference Point (IRP); Information Service (IS)".

- [16] 3GPP TS 28.622: "Telecommunication management; Generic Network Resource Model (NRM) Integration Reference Point (IRP): Information Service (IS)".
- [17] 3GPP TS 32.662: "Telecommunication management; Configuration Management (CM); Kernel CM; Information service (IS)".
- [18] 3GPP TS 28.625: "Telecommunication Management; State Management Data Definition Integration Reference Point (IRP): Information Service (IS)".

3 Definitions and abbreviations

3.1 Definitions

For the purposes of the present document, the following terms and definitions apply. For terms and definitions not found here, please refer to 3GPP TS 32.101 [1], 3GPP TS 32.102 [2] and 3GPP TS 32.600 [14].

Association: See definition in TS 28.622 [16].

Managed Element (ME): See definition in TS 28.622 [16].

Network Resource Model (NRM): See definition in TS 28.622 [16].

3.2 Abbreviations

For the purposes of the present document, the following abbreviations apply:

DN	Distinguished Name (see 3GPP TS 32.300 [13])
EM	Element Manager
GERAN	GSM-EDGE Radio Access Network
GPRS	General Packet Radio System
IOC	Information Object Class
IRP	Integration Reference Point
ME	Managed Element
NE	Network Element
NR	Neighbour cell Relation
NRM	Network Resource Model
RDN	Relative Distinguished Name (see 3GPP TS 32.300 [13])
RNC	Radio Network Controller
UML	Unified Modelling Language

4 Model

4.1 Imported information entities and local labels

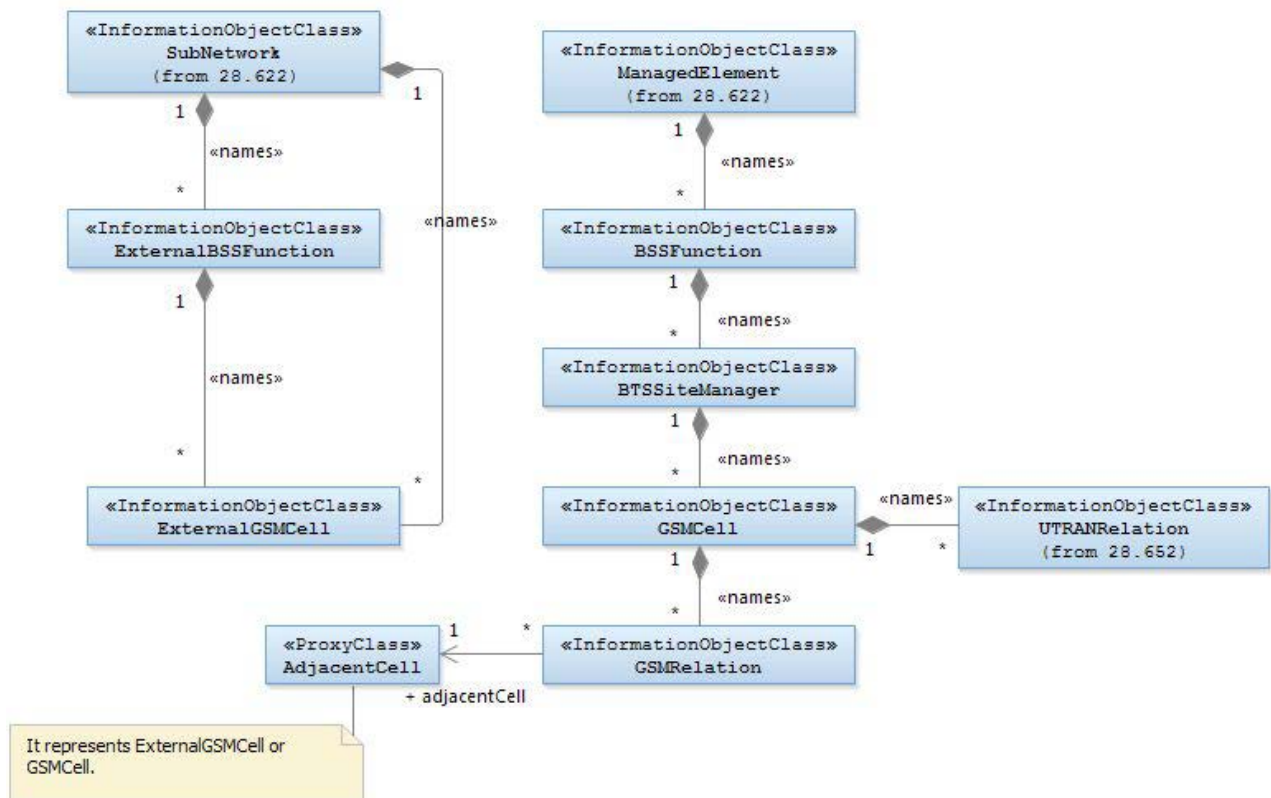
Label reference	Local label
3GPP TS 28.622 [16], information object class, ManagedElement	ManagedElement
3GPP TS 28.622 [16], information object class, ManagedFunction	ManagedFunction
3GPP TS 28.622 [16], information object class, SubNetwork	SubNetwork
3GPP TS 28.622 [16], information object class, Top	Top
3GPP TS 28.622 [16], information object class, VsDataContainer	VsDataContainer
3GPP TS 28.652 [9], information object class, UTRANRelation	UTRANRelation
3GPP TS 28.658 [10], information object class, EUTRANRelation	EUTRANRelation
3GPP TS 28.625 [18], attribute, operationalState	operationalState

4.2 Class diagram

4.2.1 Relationships

This clause depicts the set of classes that encapsulate information relevant for this service. This clause provides the overview of all classes in UML. Subsequent clauses provide more detailed specification of various aspects of these classes.

The figures below show the containment/naming hierarchy and the associations of the GERAN NRM.



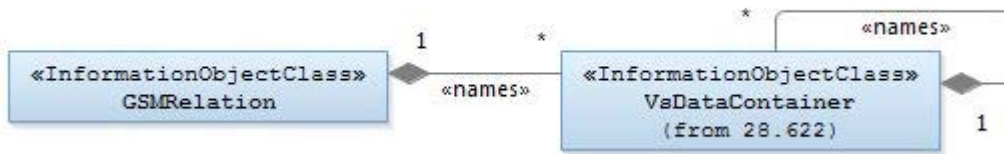
NOTE 1: The listed cardinality numbers represent transient as well as steady-state numbers, and reflect all managed object creation and deletion scenarios.

NOTE 2: The ExternalBSSFunction is used in the Core Network NRM.

Figure 4.2.1-1: GERAN NRM Containment/Naming and Association diagram

Each Managed Object is identified with a Distinguished Name (DN) according to 3GPP TS 32.300 [13] that expresses its containment hierarchy. As an example, the DN of an IOC representing a cell could have a format like:

SubNetwork =Sweden, MeContext =MEC-Gbg-1, ManagedElement =RNC-Gbg-1, BSSFunction=BSS1.



NOTE 1: The listed cardinality numbers represent transient as well as steady-state numbers, and reflect all managed object creation and deletion scenarios.

NOTE 2: Each instance of the VsDataContainer shall only be contained under one IOC. The VsDataContainer can be contained under IOCs defined in other NRMs.

Figure 4.2.1-2: GERAN NRM Containment/Naming and Association diagram

The VsDataContainer is only used for the Bulk CM IRP.

4.2.2 Inheritance

This clause depicts the inheritance relationships that exist between IOCs.

Figure 4.2.2-1 shows the inheritance hierarchy for the GERAN NRM.

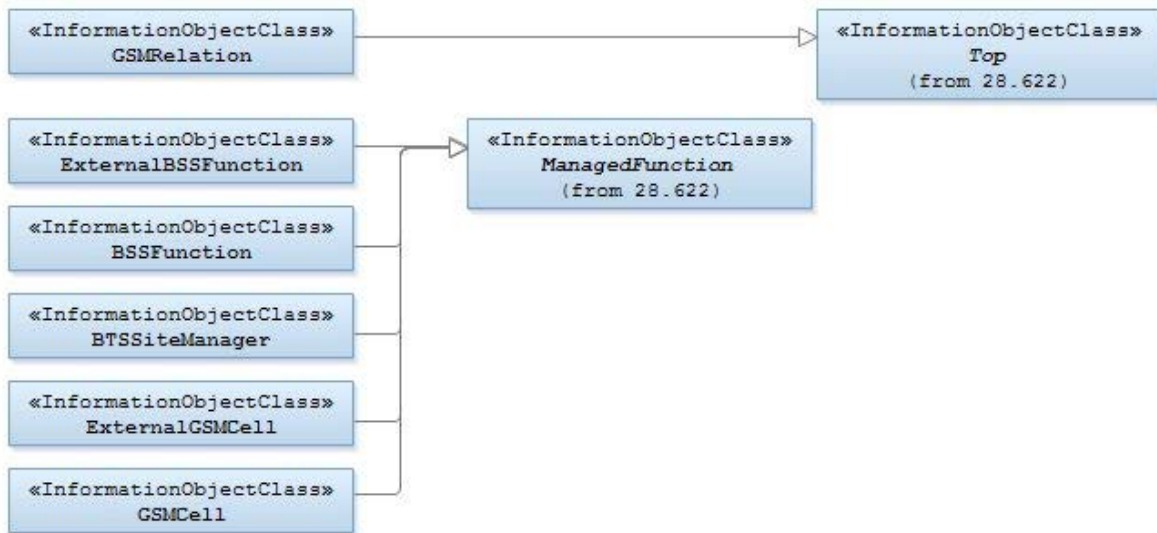


Figure 4.2.2-1: GERAN NRM Inheritance Hierarchy

4.3 Class definitions

4.3.1 BSSFunction

4.3.1.1 Definition

This IOC represents BSS functionality. For more information about the BSS, see Ref 3GPP TS 23.002 [7].

4.3.1.2 Attributes

None.

4.3.1.3 Attribute constraints

None.

4.3.1.4 Notifications

The common notifications defined in subclause 4.5.1 are valid for this IOC, without exceptions or additions.

4.3.2 BTSSiteMgr

4.3.2.1 Definition

This IOC contains site specific information for a BTS site.

4.3.2.2 Attributes

Attribute name	Support Qualifier	isReadable	isWritable	isInvariant	isNotifiable
latitude	O	M	M	-	O
longitude	O	M	M	-	O
operationalState (see NOTE 1)	CM	M	-	-	M (see NOTE 2)

NOTE 1: No state propagation shall be implied.

NOTE 2: The attribute value change is conveyed by the notifyStateChange notification.

4.3.2.3 Attribute constraints

Name	Definition
operationalState CM support qualifier	The State Management IRP is supported.

4.3.2.4 Notifications

The common notifications defined in subclause 4.5 are valid for this IOC. In addition, the following set of notification, defined in 3GPP TS 32.662 [17], is also valid.

Name	Qualifier	Notes
notifyStateChange	O	

4.3.3 GSMCell

4.3.3.1 Definition

This IOC represents the GSM radio cell. The applicability of instantiation of this class is depending on the ME type. It may only be instantiated under ME of type BSC.

4.3.3.2 Attributes

Attribute name	Support Qualifier	isReadable	isWritable	isInvariant	isNotifiable
cellIdentity	M	M	M	-	M
cellAllocation	M	M	M	-	M
ncc	M	M	M	-	M
bcc	M	M	M	-	M
lac	M	M	M	-	M
mcc	M	M	M	-	M
mnc	M	M	M	-	M
rac	CM	M	M	-	M
racc	CM	M	M	-	M
tsc	CM	M	M	-	M
rxLevAccessMin	M	M	M	-	M
msTxPwrMaxCCH	M	M	M	-	M
rfHoppingEnabled	M	M	M	-	M
hoppingSequenceList	M	M	M	-	M
plmnPermitted	M	M	M	-	M

4.3.3.3 Attribute constraints

Name	Definition
rac CM support qualifier	GPRS is supported in the cell.
racc CM support qualifier	GPRS is supported in the cell.
tsc CM support qualifier	RET, TMA etc. are not modelled according to Ref 3GPP TS 28.662 [12].

4.3.3.4 Notifications

The common notifications defined in subclause 4.5 are valid for this IOC, without exceptions or additions.

4.3.4 GSMRelation

4.3.4.1 Definition

This IOC contains a Neighbour cell Relation (NR) from a source cell to a target cell, where the target cell is a GSMCell or ExternalGSMCell instance.

NOTE: In handover relation terms, the cell containing the GSMRelation object is the source cell for the handover. The cell referred to in the GSMRelation object is the target cell for the handover. This defines a one-way handover relation where the direction is *from* source cell *to* target cell.

The source cell can be a GSMCell instance. This is the case for an Intra-GERAN NR.

The source cell can be a UTRANGenericCell instance. This is the case for Inter-RAT NR from UTRAN to GERAN. See 3GPP TS 28.652 [9].

The source cell can be an EUTRANGenericCell instance. This is the case for Inter-RAT NR from E-UTRAN to GERAN. See 3GPP TS 28.658 [10].

4.3.4.2 Attributes

Attribute name	Support Qualifier	isReadable	isWritable	isInvariant	isNotifyable
bcchFrequency	CM	M	-	-	M
ncc	CM	M	-	-	M
bcc	CM	M	-	-	M
lac	CM	M	-	-	M
isHOAllowed	CM	M	M	-	M
isRemoveAllowed	CM	M	M	-	M
isESCoveredBy	CM	M	M	-	M
Attribute related to role					
adjacentCell	CM	M	-	-	M

4.3.4.3 Attribute constraints

Name	Definition
bcchFrequency CM support qualifier	The EM does not guarantee consistency between the cell definition and what is broadcast on system information and RET, TMA etc. are not modelled according to Ref 3GPP TS 28.662 [12].
ncc CM support qualifier	The EM does not guarantee consistency between the cell definition and what is broadcast on system information.
bcc CM support qualifier	The EM does not guarantee consistency between the cell definition and what is broadcast on system information.
lac CM support qualifier	The EM does not guarantee consistency between the cell definition and what is broadcast on system information.
isRemoveAllowed Support Qualifier	The condition is "Inter-RAT ANR function is supported in the source cell, and the source cell is an EUTRANGenericCell or a UTRANGenericCell".
isHOAllowed Support Qualifier	The condition is "Inter-RAT ANR function is supported in the source cell, and the source cell is an EUTRANGenericCell or a UTRANGenericCell".
isESCoveredBy Support Qualifier	The condition is "The source cell is an E-UTRAN or UTRAN cell which supports Inter-RAT Energy Saving".
adjacentCell Support Qualifier	<p>The conditions are:</p> <p>'The target cell and the serving cell (name-containing this GSMRelation) are managed by different IRPAgent' or 'the target cell and the serving cell (name-containing this GSMRelation) are managed by the same IRPAgent'.</p> <p>When former condition is true, the role-attribute holds the DN of an ExternalGSMCell instance. When the latter condition is true, the role-attribute holds the DN of a GSMCell instance.</p>

4.3.4.4 Notifications

The common notifications defined in subclause 4.5.2 are valid for this IOC, without exceptions or additions.

4.3.5 ExternalGSMCell

4.3.5.1 Definition

This IOC represents a radio cell controlled by another IRPAgent. This IOC has necessary attributes for inter-system handover. It contains a subset of the attributes of related IOCs controlled by another IRPAgent. To maintain the consistency between the attribute values of these two IOCs is outside the scope of this document.

4.3.5.2 Attributes

Attribute name	Support Qualifier	isReadable	isWritable	isInvariant	isNotifyable
cellIdentity	M	M	M	-	M
bcchFrequency	M	M	M	-	M
ncc	M	M	M	-	M
bcc	M	M	M	-	M
lac	M	M	M	-	M
mcc	M	M	M	-	M
mnc	M	M	M	-	M
rac	CM	M	M	-	M
racc	CM	M	M	-	M

4.3.5.3 Attribute constraints

Name	Definition
rac CM support qualifier	GPRS is supported in the cell.
racc CM support qualifier	GPRS is supported in the cell.

4.3.5.4 Notifications

The common notifications defined in subclause 4.5.2 are valid for this IOC, without exceptions or additions.

4.3.6 ExternalBSSFunction

4.3.6.1 Definition

This IOC represents a `BSSFunction` controlled by another `IRPAgent`. It contains a subset of the attributes of related IOCs controlled by another `IRPAgent`. To maintain the consistency between the attribute values of these two IOCs is outside the scope of the present document.

4.3.6.2 Attributes

None.

4.3.6.3 Attribute constraints

None.

4.3.6.4 Notifications

The common notifications defined in subclause 4.5.2 are valid for this IOC, without exceptions or additions.

4.4 Attribute definitions

4.4.1 Attribute properties

The following table defines the properties of attributes specified in the present document.

Table 4.4.1: Attributes

Attribute Name	Documentation and Allowed values	Properties
GSMCell.bcc	Base station colour code, BCC (part of BSIC). Ref 3GPP TS 44.018 [4]. See Ref 3GPP TS 44.018 [4]. allowedValues: N/A	type: Integer multiplicity: 1 isOrdered: N/A isUnique: N/A defaultValue: None isNullable: False
ExternalGSMCell.bcc	Base station colour code, BCC (part of BSIC). Ref 3GPP TS 44.018 [4]. See Ref 3GPP TS 44.018 [4]. allowedValues: N/A	type: Integer multiplicity: 1 isOrdered: N/A isUnique: N/A defaultValue: None isNullable: False
GSMRelation.bcc	Base station colour code, BCC (part of BSIC. Ref 3GPP TS 44.018 [4]) for another GSM cell or the external GSM cell, that is broadcast in System Information in the Cell. See Ref 3GPP TS 44.018 [4]. allowedValues: N/A	type: Integer multiplicity: 1 isOrdered: N/A isUnique: N/A defaultValue: None isNullable: False
ExternalGsmCell.bcchFrequency	This attribute contains the absolute radio frequency channel number of the BCCH channel of the GSM cell. allowedValues: N/A	type: Integer multiplicity: 1 isOrdered: N/A isUnique: N/A defaultValue: None isNullable: False
GSMRelation.bcchFrequency	This attribute contains the absolute radio frequency channel number of the BCCH channel of another GSM cell or the external GSM cell, that is broadcast in System Information in the Cell. allowedValues: N/A	type: Integer multiplicity: 1 isOrdered: N/A isUnique: N/A defaultValue: None isNullable: False
cellAllocation	This attribute defines the set of radio frequencies allocated and available to a cell, the first element sets the BCCH frequency, Ref 3GPP TS 44.018 [4]. See Ref 3GPP TS 44.018 [4]. allowedValues: N/A	type: Integer multiplicity: 0..* isOrdered: False isUnique: True defaultValue: None isNullable: False
cellIdentity	Cell Identity (Ref 3GPP TS 24.008 [3]). See Ref 3GPP TS 24.008 [3]. allowedValues: N/A	type: Integer multiplicity: 1 isOrdered: N/A isUnique: N/A defaultValue: None isNullable: False
hoppingSequenceList	This attribute defines a sequence of structures. Each structure has two elements. One element carries the MA as defined in 44.018 [4] and the other element carries the HSN as defined in 45.502 [6].	type: <<datatype>> multiplicity: 1 isOrdered: False isUnique: True defaultValue: None

Attribute Name	Documentation and Allowed values	Properties
	allowedValues: N/A	isNullable: False
isESCoveredBy	<p>The value of the attribute is configured by the IRPManager and is not changed by the IRPAgent. It indicates whether the adjacentCell according to this planning provides no, partial or full Inter-RAT coverage for the cell which name-contains the GSMRelation instance.</p> <p>Adjacent cells with this attribute equal to 'yes' are recommended to be considered as candidate cells to take over the coverage when the original cell is about to be transferred to energySaving state.</p> <p>The entirety of adjacent cells with this property equal to 'partial' are recommended to be considered as entirety of candidate cells to take over the coverage when the original cell is about to be transferred to energySaving state.</p> <p>allowedValues: No, partial, yes</p>	type: ENUM multiplicity: 1 isOrdered: N/A isUnique: N/A defaultValue: None isNullable: False
GSMCell.lac	<p>Location Area Code (LAC). Ref 3GPP TS 24.008 [3].</p> <p>See Ref 3GPP TS 24.008 [3].</p> <p>allowedValues: N/A</p>	type: Integer multiplicity: 1 isOrdered: N/A isUnique: N/A defaultValue: None isNullable: False
GSMRelation.lac	<p>Location Area Code, LAC (Ref 3GPP TS 24.008 [3]) for another GSM cell or the external GSM cell, that is broadcast in System Information in the Cell.</p> <p>See Ref 3GPP TS 24.008 [3].</p> <p>allowedValues: N/A</p>	type: Integer multiplicity: 1 isOrdered: N/A isUnique: N/A defaultValue: None isNullable: False
latitude	<p>Used for geographical positioning of the site manager.</p> <p>allowedValues: N/A</p>	type: Integer multiplicity: 1 isOrdered: N/A isUnique: N/A defaultValue: None isNullable: False
longitude	<p>Used for geographical positioning of the site manager.</p> <p>allowedValues: N/A</p>	type: Integer multiplicity: 1 isOrdered: N/A isUnique: N/A defaultValue: None isNullable: False
mcc	<p>Mobile Country Code, MCC (part of the PLMN Id, Ref. 3GPP TS 23.003 [8]).</p> <p>See Ref 3GPP TS 24.008 [3].</p>	type: Integer multiplicity: 1 isOrdered: N/A isUnique: N/A defaultValue: None allowedValues: N/A isNullable: False
mnc	<p>Mobile Network Code, MNC (part of the PLMN Id, Ref. 3GPP TS 23.003 [8]).</p> <p>See Ref 3GPP TS 24.008 [3].</p> <p>allowedValues: N/A</p>	type: Integer multiplicity: 1 isOrdered: N/A isUnique: N/A defaultValue: None isNullable: False
msTxPwrMaxCCH	Maximum Transmission Power for a Mobile Station on a CCH.	type: Integer

Attribute Name	Documentation and Allowed values	Properties
	Attribute description Ref 3GPP TS 45.008 [5] (MS_TXPWR_MAX_CCH). See Ref 3GPP TS 45.008 [5]. allowedValues: N/A	multiplicity: 1 isOrdered: N/A isUnique: N/A defaultValue: None isNullable: False
GSMCell.ncc	Network Colour Code, NCC (part of BSIC). Ref 3GPP TS 44.018 [4]. See Ref 3GPP TS 44.018 [4]. allowedValues: N/A	type: Integer multiplicity: 1 isOrdered: N/A isUnique: N/A defaultValue: None isNullable: False
ExternalGSMCell.ncc	Network Colour Code, NCC (part of BSIC. Ref 3GPP TS 44.018 [4]) for another GSM cell or the external GSM cell, that is broadcast in System Information in the Cell. See Ref 3GPP TS 44.018 [4]. allowedValues: N/A	type: Integer multiplicity: 1 isOrdered: N/A isUnique: N/A defaultValue: None isNullable: False
plmnPermitted	Network Colour Code Permitted. Attribute description reference 3GPP TS 45.008 [5] (NCC_PERMITTED). See Ref 3GPP TS 45.008 [5]. allowedValues: N/A	type: Integer multiplicity: 1 isOrdered: N/A isUnique: N/A defaultValue: None isNullable: False
rac	Routing Area Code, RAC. Ref 3GPP TS 44.018 [4]. See Ref 3GPP TS 44.018 [4]. allowedValues: N/A	type: Integer multiplicity: 1 isOrdered: N/A isUnique: N/A defaultValue: None isNullable: False
racc	Routing Area Colour Code, RACC. Ref 3GPP TS 44.018 [4]. See Ref 3GPP TS 44.018 [4]. allowedValues: N/A	type: Integer multiplicity: 1 isOrdered: N/A isUnique: N/A defaultValue: None isNullable: False
rfHoppingEnabled	Indicates if frequency hopping is enabled. Boolean value false represents "disabled"; true represents "enabled". allowedValues: False, True.	type: Boolean multiplicity: 1 isOrdered: N/A isUnique: N/A defaultValue: None isNullable: False
rxLevAccessMin	Minimum Access Level. Attribute description Ref 3GPP TS 45.008 [5] (RXLEV_ACCESS_MIN) See Ref 3GPP TS 45.008 [5]. allowedValues: N/A	type: Integer multiplicity: 1 isOrdered: N/A isUnique: N/A defaultValue: None isNullable: False
tsc	Training Sequence Code, an attribute of the class channel in Ref 3GPP TS 44.018 [4]. See Ref 3GPP TS 44.018 [4]. allowedValues: N/A	type: Integer multiplicity: 1 isOrdered: N/A isUnique: N/A defaultValue: None isNullable: False
isHOAllowed	This indicates if HO is allowed or prohibited. If true, handover is allowed from source cell to target cell. The	type: Boolean multiplicity: 1 isOrdered: N/A

Attribute Name	Documentation and Allowed values	Properties
	source cell is identified by the name-containing UTRANGenericCell or EUTRANGenericCell of the GSMRelation that has the isHOAllowed. The target cell is referenced by the GSMRelation that has this isHOAllowed. If false, handover shall not be allowed. allowedValues: False, True.	isUnique: N/A defaultValue: None isNullable: False
isRemoveAllowed	This indicates if the subject GSMRelation can be removed (deleted) or not. If true, the subject GSMRelation instance can be removed (deleted). If false, the subject GSMRelation instance shall not be removed (deleted) by any entity but an IRPManager. allowedValues: False, True.	type: Boolean multiplicity: 1 isOrdered: N/A isUnique: N/A defaultValue: None isNullable: False
Attribute related to role		
adjacentCell	This holds the DN of GSMCell or ExternalGSMCell. allowedValues: N/A	type: DN multiplicity: 1 isOrdered: N/A isUnique: N/A defaultValue: None isNullable: False

4.4.2 Constraints

None.

4.5 Common notifications

4.5.1 Alarm notifications

This clause presents a list of notifications, defined in 3GPP TS 32.111-2 [11], that IRPManager can receive. The notification header attribute `objectClass/objectInstance`, defined in 3GPP TS 32.302 [15], would capture the DN of an instance of an IOC defined in this IRP specification.

Name	Qualifier	Notes
<code>notifyAckStateChanged</code>	See Alarm IRP (3GPP TS 32.111-2 [11])	
<code>notifyChangedAlarm</code>	See Alarm IRP (3GPP TS 32.111-2 [11])	
<code>notifyClearedAlarm</code>	See Alarm IRP (3GPP TS 32.111-2 [11])	
<code>notifyNewAlarm</code>	See Alarm IRP (3GPP TS 32.111-2 [11])	
<code>notifyComments</code>	See Alarm IRP (3GPP TS 32.111-2 [11])	
<code>notifyAlarmListRebuilt</code>	See Alarm IRP (3GPP TS 32.111-2 [11])	
<code>notifyPotentialFaultyAlarmList</code>	See Alarm IRP (3GPP TS 32.111-2 [11])	

Configuration notifications

This clause presents a list of notifications, defined in 3GPP TS 32.662 [17], that IRPManager can receive. The notification header attribute `objectClass/objectInstance`, defined in 3GPP TS 32.302 [15], would capture the DN of an instance of an IOC defined in this IRP specification.

Name	Qualifier	Notes
<code>notifyAttributeValueChange</code>	O	
<code>notifyObjectCreation</code>	O	
<code>notifyObjectDeletion</code>	O	

Annex A (informative): Change history

Change history							
Date	TSG #	TSG Doc.	CR	Rev	Subject/Comment	Old	New
2014-06	SA#64	SP-140332	001	1	Correct hopping sequence list data type	11.0.0	11.1.0
		SP-140359	002	-	remove the feature support statements		
2014-09	SA#65	SP-140558	004	-	Correction of operationalState attribute definitions	11.1.0	11.2.0
2014-09					Automatic upgrade (MCC)	11.2.0	12.0.0

History

Document history		
V12.0.0	October 2014	Publication