

# ETSI TS 128 541 V16.18.0 (2024-02)



**5G;  
Management and orchestration;  
5G Network Resource Model (NRM);  
Stage 2 and stage 3  
(3GPP TS 28.541 version 16.18.0 Release 16)**



---

**Reference**

RTS/TSGS-0528541vgi0

---

**Keywords**

5G

**ETSI**

---

650 Route des Lucioles  
F-06921 Sophia Antipolis Cedex - FRANCE

Tel.: +33 4 92 94 42 00 Fax: +33 4 93 65 47 16

Siret N° 348 623 562 00017 - APE 7112B  
Association à but non lucratif enregistrée à la  
Sous-Préfecture de Grasse (06) N° w061004871

---

**Important notice**

The present document can be downloaded from:

<https://www.etsi.org/standards-search>

The present document may be made available in electronic versions and/or in print. The content of any electronic and/or print versions of the present document shall not be modified without the prior written authorization of ETSI. In case of any existing or perceived difference in contents between such versions and/or in print, the prevailing version of an ETSI deliverable is the one made publicly available in PDF format at [www.etsi.org/deliver](http://www.etsi.org/deliver).

Users of the present document should be aware that the document may be subject to revision or change of status.

Information on the current status of this and other ETSI documents is available at

<https://portal.etsi.org/TB/ETSIDeliverableStatus.aspx>

If you find errors in the present document, please send your comment to one of the following services:

<https://portal.etsi.org/People/CommitteeSupportStaff.aspx>

If you find a security vulnerability in the present document, please report it through our  
Coordinated Vulnerability Disclosure Program:

<https://www.etsi.org/standards/coordinated-vulnerability-disclosure>

---

**Notice of disclaimer & limitation of liability**

The information provided in the present deliverable is directed solely to professionals who have the appropriate degree of experience to understand and interpret its content in accordance with generally accepted engineering or other professional standard and applicable regulations.

No recommendation as to products and services or vendors is made or should be implied.

No representation or warranty is made that this deliverable is technically accurate or sufficient or conforms to any law and/or governmental rule and/or regulation and further, no representation or warranty is made of merchantability or fitness for any particular purpose or against infringement of intellectual property rights.

In no event shall ETSI be held liable for loss of profits or any other incidental or consequential damages.

Any software contained in this deliverable is provided "AS IS" with no warranties, express or implied, including but not limited to, the warranties of merchantability, fitness for a particular purpose and non-infringement of intellectual property rights and ETSI shall not be held liable in any event for any damages whatsoever (including, without limitation, damages for loss of profits, business interruption, loss of information, or any other pecuniary loss) arising out of or related to the use of or inability to use the software.

---

**Copyright Notification**

No part may be reproduced or utilized in any form or by any means, electronic or mechanical, including photocopying and microfilm except as authorized by written permission of ETSI.

The content of the PDF version shall not be modified without the written authorization of ETSI.

The copyright and the foregoing restriction extend to reproduction in all media.

© ETSI 2024.  
All rights reserved.

---

# Intellectual Property Rights

## Essential patents

IPRs essential or potentially essential to normative deliverables may have been declared to ETSI. The declarations pertaining to these essential IPRs, if any, are publicly available for **ETSI members and non-members**, and can be found in ETSI SR 000 314: *"Intellectual Property Rights (IPRs); Essential, or potentially Essential, IPRs notified to ETSI in respect of ETSI standards"*, which is available from the ETSI Secretariat. Latest updates are available on the ETSI Web server (<https://ipr.etsi.org/>).

Pursuant to the ETSI Directives including the ETSI IPR Policy, no investigation regarding the essentiality of IPRs, including IPR searches, has been carried out by ETSI. No guarantee can be given as to the existence of other IPRs not referenced in ETSI SR 000 314 (or the updates on the ETSI Web server) which are, or may be, or may become, essential to the present document.

## Trademarks

The present document may include trademarks and/or tradenames which are asserted and/or registered by their owners. ETSI claims no ownership of these except for any which are indicated as being the property of ETSI, and conveys no right to use or reproduce any trademark and/or tradename. Mention of those trademarks in the present document does not constitute an endorsement by ETSI of products, services or organizations associated with those trademarks.

**DECT™**, **PLUGTESTS™**, **UMTS™** and the ETSI logo are trademarks of ETSI registered for the benefit of its Members. **3GPP™** and **LTE™** are trademarks of ETSI registered for the benefit of its Members and of the 3GPP Organizational Partners. **oneM2M™** logo is a trademark of ETSI registered for the benefit of its Members and of the oneM2M Partners. **GSM®** and the GSM logo are trademarks registered and owned by the GSM Association.

---

# Legal Notice

This Technical Specification (TS) has been produced by ETSI 3rd Generation Partnership Project (3GPP).

The present document may refer to technical specifications or reports using their 3GPP identities. These shall be interpreted as being references to the corresponding ETSI deliverables.

The cross reference between 3GPP and ETSI identities can be found under <https://webapp.etsi.org/key/queryform.asp>.

---

# Modal verbs terminology

In the present document "**shall**", "**shall not**", "**should**", "**should not**", "**may**", "**need not**", "**will**", "**will not**", "**can**" and "**cannot**" are to be interpreted as described in clause 3.2 of the [ETSI Drafting Rules](#) (Verbal forms for the expression of provisions).

"**must**" and "**must not**" are **NOT** allowed in ETSI deliverables except when used in direct citation.

# Contents

Intellectual Property Rights .....	2
Legal Notice .....	2
Modal verbs terminology.....	2
Foreword.....	21
Introduction .....	22
1 Scope .....	23
2 References .....	23
3 Definitions and abbreviations.....	25
3.1 Definitions .....	25
3.2 Abbreviations .....	26
4 Information model definitions for NR NRM.....	27
4.1 Imported and associated information .....	27
4.1.1 Imported information entities and local labels.....	27
4.1.2 Associated information entities and local labels.....	27
4.2 Class diagram .....	27
4.2.1 Class diagram for gNB and en-gNB .....	27
4.2.1.1 Relationships.....	27
4.2.1.2 Inheritance.....	33
4.3 Class definitions .....	36
4.3.1 GNBDUFunction .....	36
4.3.1.1 Definition .....	36
4.3.1.2 Attributes.....	37
4.3.1.3 Attribute constraints .....	37
4.3.1.4 Notifications.....	37
4.3.2 GNBCUCPFunction .....	37
4.3.2.1 Definition .....	37
4.3.2.2 Attributes.....	37
4.3.2.3 Attribute constraints .....	38
4.3.2.4 Notifications.....	38
4.3.3 GNBCUUPFunction .....	38
4.3.3.1 Definition .....	38
4.3.3.2 Attributes.....	38
4.3.3.3 Attribute constraints .....	39
4.3.3.4 Notifications.....	39
4.3.4 NRCellCU .....	39
4.3.4.1 Definition .....	39
4.3.4.2 Attributes.....	39
4.3.4.3 Void.....	39
4.3.4.4 Notifications.....	39
4.3.5 NRCellDU .....	39
4.3.5.1 Definition .....	39
4.3.5.2 Attributes.....	40
4.3.5.3 Attribute constraints .....	40
4.3.5.4 Notifications.....	41
4.3.6 NRSectorCarrier .....	41
4.3.6.1 Definition .....	41
4.3.6.2 Attributes.....	41
4.3.6.3 Attribute constraints .....	41
4.3.6.4 Notifications.....	42
4.3.7 BWP .....	42
4.3.7.1 Definition .....	42
4.3.7.2 Attributes.....	42
4.3.7.3 Attribute constraints .....	42

4.3.7.4	Notifications.....	42
4.3.8	EP_E1 .....	42
4.3.8.1	Definition .....	42
4.3.8.2	Attributes.....	42
4.3.8.3	Attribute constraints .....	43
4.3.8.4	Notifications.....	43
4.3.9	EP_XnU.....	43
4.3.9.1	Definition .....	43
4.3.9.2	Attributes.....	43
4.3.9.3	Attribute constraints .....	43
4.3.9.4	Notifications.....	43
4.3.10	EP_NgC.....	43
4.3.10.1	Definition .....	43
4.3.10.2	Attributes.....	43
4.3.10.3	Attribute constraints .....	43
4.3.10.4	Notifications.....	44
4.3.11	EP_NgU.....	44
4.3.11.1	Definition .....	44
4.3.11.2	Attributes.....	44
4.3.11.3	Attribute constraints .....	44
4.3.11.4	Notifications.....	44
4.3.12	EP_F1C.....	44
4.3.12.1	Definition .....	44
4.3.12.2	Attributes.....	44
4.3.12.3	Attribute constraints .....	45
4.3.12.4	Notifications.....	45
4.3.13	EP_F1U.....	45
4.3.13.1	Definition .....	45
4.3.13.2	Attributes.....	45
4.3.13.3	Attribute constraints .....	45
4.3.13.4	Notifications.....	45
4.3.14	EP_S1U.....	45
4.3.14.1	Definition .....	45
4.3.14.2	Attributes.....	45
4.3.14.3	Attribute constraints .....	45
4.3.14.4	Notifications.....	46
4.3.15	EP_X2C.....	46
4.3.15.1	Definition .....	46
4.3.15.2	Attributes.....	46
4.3.15.3	Attribute constraints .....	46
4.3.15.4	Notifications.....	46
4.3.16	EP_X2U.....	46
4.3.16.1	Definition .....	46
4.3.16.2	Attributes.....	46
4.3.16.3	Attribute constraints .....	46
4.3.16.4	Notifications.....	46
4.3.17	EP_XnC.....	47
4.3.17.1	Definition .....	47
4.3.17.2	Attributes.....	47
4.3.17.3	Attribute constraints .....	47
4.3.17.4	Notifications.....	47
4.3.18	ExternalGNBCUCPFfunction .....	47
4.3.18.1	Definition .....	47
4.3.18.2	Attributes.....	47
4.3.18.3	Attribute constraints .....	47
4.3.18.4	Notifications.....	47
4.3.19	ExternalGNBCUUPFunction .....	48
4.3.19.1	Definition .....	48
4.3.19.2	Attributes.....	48
4.3.19.3	Attribute constraints .....	48
4.3.19.4	Notifications.....	48

4.3.20	ExternalGNBDUFunction .....	48
4.3.20.1	Definition .....	48
4.3.20.2	Attributes.....	48
4.3.20.3	Attribute constraints .....	48
4.3.20.4	Notifications.....	48
4.3.21	ExternalUPFFunction.....	48
4.3.21.1	Definition .....	48
4.3.21.2	Attributes.....	49
4.3.21.3	Attribute constraints .....	49
4.3.21.4	Notifications.....	49
4.3.22	ExternalAMFFunction.....	49
4.3.22.1	Definition .....	49
4.3.22.2	Attributes.....	49
4.3.22.3	Attribute constraints .....	49
4.3.22.4	Notifications.....	49
4.3.23	Void .....	49
4.3.24	ENBFunction <<ProxyClass>> .....	49
4.3.24.1	Definition .....	49
4.3.24.2	Attributes.....	49
4.3.24.3	Attribute constraints .....	49
4.3.24.4	Notifications.....	50
4.3.25	GNBCUCPFunction <<ProxyClass>>.....	50
4.3.25.1	Definition .....	50
4.3.25.2	Attributes.....	50
4.3.25.3	Attribute constraints .....	50
4.3.25.4	Notifications.....	50
4.3.26	GNBCUUPFunction <<ProxyClass>>.....	50
4.3.26.1	Definition .....	50
4.3.26.2	Attributes.....	50
4.3.26.3	Attribute constraints .....	50
4.3.26.4	Notifications.....	50
4.3.27	GNBDUFunction <<ProxyClass>> .....	50
4.3.27.1	Definition .....	50
4.3.27.2	Attributes.....	50
4.3.27.3	Attribute constraints .....	50
4.3.27.4	Notifications.....	51
4.3.28	ServingGWFFunction <<ProxyClass>>.....	51
4.3.28.1	Definition .....	51
4.3.28.2	Attributes.....	51
4.3.28.3	Attribute constraints .....	51
4.3.28.4	Notifications.....	51
4.3.29	UPFFunction <<ProxyClass>> .....	51
4.3.29.1	Definition .....	51
4.3.29.2	Attributes.....	51
4.3.29.3	Attribute constraints .....	51
4.3.29.4	Notifications.....	51
4.3.30	AMFFunction <<ProxyClass>> .....	51
4.3.30.1	Definition .....	51
4.3.30.2	Attributes.....	51
4.3.30.3	Attribute constraints .....	51
4.3.30.4	Notifications.....	52
4.3.31	Void .....	52
4.3.32	NRCellRelation.....	52
4.3.32.1	Definition .....	52
4.3.32.2	Attributes.....	52
4.3.32.3	Attribute constraints .....	52
4.3.32.4	Notifications.....	52
4.3.33	NRFreqRelation.....	52
4.3.33.1	Definition .....	52
4.3.33.2	Attributes.....	53
4.3.33.3	Attribute constraints .....	53

4.3.33.4	Notifications.....	53
4.3.34	Void.....	53
4.3.35	ExternalNRCellCU.....	53
4.3.35.1	Definition.....	53
4.3.35.2	Attributes.....	53
4.3.35.3	Attribute constraints.....	54
4.3.35.4	Notifications.....	54
4.3.36	RRMPolicyRatio.....	54
4.3.36.1	Definition.....	54
4.3.36.2	Attributes.....	55
4.3.36.3	Attribute constraints.....	55
4.3.36.4	Notifications.....	55
4.3.37	S-NSSAI <<dataType>>.....	55
4.3.37.1	Definition.....	55
4.3.37.2	Attributes.....	55
4.3.37.3	Attribute constraints.....	55
4.3.37.4	Notifications.....	55
4.3.38	NRFrequency.....	55
4.3.38.1	Definition.....	55
4.3.38.2	Attributes.....	55
4.3.38.3	Attribute constraints.....	56
4.3.38.4	Notifications.....	56
4.3.39	CommonBeamformingFunction.....	56
4.3.39.1	Definition.....	56
4.3.39.2	Attributes.....	56
4.3.39.3	Attribute constraints.....	56
4.3.39.4	Notifications.....	56
4.3.40	Beam.....	56
4.3.40.1	Definition.....	56
4.3.40.2	Attributes.....	57
4.3.40.3	Attribute constraints.....	57
4.3.41	PLMNInfo <<dataType>>.....	57
4.3.41.1	Definition.....	57
4.3.41.2	Attributes.....	57
4.3.41.3	Attribute constraints.....	57
4.3.41.4	Notifications.....	57
4.3.42	RRMPolicyMember <<dataType>>.....	58
4.3.42.1	Definition.....	58
4.3.42.2	Attributes.....	58
4.3.42.3	Attribute constraints.....	58
4.3.42.4	Notifications.....	58
4.3.43	RRMPolicy_.....	58
4.3.43.1	Definition.....	58
4.3.43.2	Attributes.....	58
4.3.43.3	Attribute constraints.....	58
4.3.43.4	Notifications.....	58
4.3.44	RRMPolicyManagedEntity <<ProxyClass>>.....	59
4.3.44.1	Definition.....	59
4.3.44.2	Attributes.....	59
4.3.44.3	Attribute constraints.....	59
4.3.44.4	Notifications.....	59
4.3.45	GNBCUCPNeighbour <<ProxyClass>>.....	59
4.3.45.1	Definition.....	59
4.3.45.2	Attributes.....	59
4.3.45.3	Attribute constraints.....	59
4.3.45.4	Notifications.....	60
4.3.46	GNBCUUPNeighbour <<ProxyClass>>.....	60
4.3.46.1	Definition.....	60
4.3.46.2	Attributes.....	60
4.3.46.3	Attribute constraints.....	60
4.3.46.4	Notifications.....	60

4.3.47	MappingSetIDBackhaulAddress <<dataType>> .....	60
4.3.47.1	Definition .....	60
4.3.47.2	Attributes.....	60
4.3.47.3	Attribute constraints .....	60
4.3.47.4	Notifications.....	60
4.3.48	BackhaulAddress <<dataType>>.....	60
4.3.48.1	Definition .....	60
4.3.48.2	Attributes.....	60
4.3.48.3	Attribute constraints .....	61
4.3.48.4	Notifications.....	61
4.3.49	Void.....	61
4.3.50	RimRSGlobal.....	61
4.3.50.1	Definition .....	61
4.3.50.2	Attributes.....	61
4.3.50.3	Attribute constraints .....	61
4.3.50.4	Notifications.....	61
4.3.51	FrequencyDomainPara <<dataType>> .....	61
4.3.51.1	Definition .....	61
4.3.51.2	Attributes.....	61
4.3.51.3	Attribute constraints .....	62
4.3.51.4	Notifications.....	62
4.3.52	SequenceDomainPara <<dataType>>.....	62
4.3.52.1	Definition .....	62
4.3.52.2	Attributes.....	62
4.3.52.3	Attribute constraints .....	62
4.3.52.4	Notifications.....	62
4.3.53	TimeDomainPara <<dataType>> .....	62
4.3.53.1	Definition .....	62
4.3.53.2	Attributes.....	62
4.3.53.3	Attribute constraints .....	63
4.3.53.4	Notifications.....	63
4.3.54	RimRSReportConf <<dataType>>.....	63
4.3.54.1	Definition .....	63
4.3.54.2	Attributes.....	63
4.3.54.3	Attribute constraints .....	63
4.3.54.4	Notifications.....	63
4.3.55	RimRSReportInfo <<dataType>> .....	63
4.3.55.1	Definition .....	63
4.3.55.2	Attributes.....	63
4.3.55.3	Attribute constraints .....	64
4.3.55.4	Notifications.....	64
4.3.57	DANRManagementFunction.....	64
4.3.57.1	Definition .....	64
4.3.57.2	Attributes.....	64
4.3.57.3	Attribute constraints .....	65
4.3.57.4	Notifications.....	65
4.3.58	DESManagementFunction .....	65
4.3.58.1	Definition .....	65
4.3.58.2	Attributes.....	65
4.3.58.3	Attribute constraints .....	65
4.3.58.4	Notification .....	66
4.3.59	DRACHOptimizationFunction.....	66
4.3.59.1	Definition .....	66
4.3.59.2	Attributes.....	66
4.3.59.3	Attribute constraints .....	66
4.3.59.4	Notifications.....	66
4.3.60	DMROFunction.....	66
4.3.60.1	Definition .....	66
4.3.60.2	Attributes.....	66
4.3.60.3	Attribute constraints .....	66
4.3.60.4	Notifications.....	67



4.3.61	DPCIConfigurationFunction.....	67
4.3.61.1	Definition .....	67
4.3.61.2	Attributes.....	67
4.3.61.3	Attribute constraints .....	67
4.3.61.4	Notifications.....	67
4.3.62	CPCIConfigurationFunction.....	67
4.3.62.1	Definition .....	67
4.3.62.2	Attributes.....	67
4.3.62.3	Attribute constraints .....	67
4.3.62.4	Notifications.....	68
4.3.63	CESManagementFunction .....	68
4.3.63.1	Definition .....	68
4.3.63.2	Attributes.....	68
4.3.63.3	Attribute constraints .....	68
4.3.63.4	Notification .....	69
4.3.64	AddressWithVlan <<dataType>> .....	69
4.3.64.1	Definition .....	69
4.3.64.2	Attributes.....	69
4.3.64.3	Attribute constraints .....	69
4.3.64.4	Notifications.....	69
4.3.65	TceIDMappingInfo <<dataType>>.....	69
4.3.65.1	Definition .....	69
4.3.65.2	Attributes.....	69
4.3.65.3	Attribute constraints .....	69
4.3.65.4	Notifications.....	69
4.4	Attribute definitions .....	69
4.4.1	Attribute properties .....	70
4.5	Common notifications .....	97
4.5.1	Alarm notifications .....	97
4.5.2	Configuration notifications .....	97
4.5.3	Threshold Crossing notifications .....	98
5	Information Model definitions for 5GC NRM .....	98
5.1	Imported information entities and local labels .....	98
5.2	Class diagram .....	98
5.2.1	Class diagram of 5GC NFs .....	98
5.2.1.1	Relationships.....	98
5.2.1.2	Inheritance.....	105
5.2.2	Class diagram of AMF Region/AMF Set .....	108
5.2.2.1	Relationships.....	108
5.2.2.2	Inheritance.....	109
5.3	Class definitions .....	109
5.3.1	AMFFunction.....	109
5.3.1.1	Definition .....	109
5.3.1.2	Attributes.....	109
5.3.1.3	Attribute constraints .....	110
5.3.1.4	Notifications.....	110
5.3.2	SMFFunction.....	110
5.3.2.1	Definition .....	110
5.3.2.2	Attributes.....	110
5.3.2.3	Attribute constraints .....	110
5.3.2.4	Notifications.....	110
5.3.3	UPFFunction.....	110
5.3.3.1	Definition .....	110
5.3.3.2	Attributes.....	110
5.3.3.3	Attribute constraints .....	111
5.3.3.4	Notifications.....	111
5.3.4	N3IWFFunction .....	111
5.3.4.1	Definition .....	111
5.3.4.2	Attributes.....	111
5.3.4.3	Attribute constraints .....	111

5.3.4.4	Notifications.....	111
5.3.5	PCFFunction.....	111
5.3.5.1	Definition .....	111
5.3.5.2	Attributes.....	111
5.3.5.3	Attribute constraints .....	112
5.3.5.4	Notifications.....	112
5.3.6	AUSFFunction.....	112
5.3.6.1	Definition .....	112
5.3.6.2	Attributes.....	112
5.3.6.3	Attribute constraints .....	112
5.3.6.4	Notifications.....	112
5.3.7	UDMFunction.....	112
5.3.7.1	Definition .....	112
5.3.7.2	Attributes.....	112
5.3.5.3	Attribute constraints .....	113
5.3.5.4	Notifications.....	113
5.3.8	UDRFunction.....	113
5.3.8.1	Definition .....	113
5.3.8.2	Attributes.....	113
5.3.8.3	Attribute constraints .....	113
5.3.8.4	Notifications.....	113
5.3.9	UDSFFunction.....	113
5.3.9.1	Definition .....	113
5.3.9.2	Attributes.....	113
5.3.9.3	Attribute constraints .....	114
5.3.9.4	Notifications.....	114
5.3.10	NRFFunction.....	114
5.3.10.1	Definition .....	114
5.3.10.2	Attributes.....	114
5.3.10.3	Attribute constraints .....	114
5.3.10.4	Notifications.....	114
5.3.11	NSSFFunction.....	114
5.3.11.1	Definition .....	114
5.3.11.2	Attributes.....	114
5.3.11.3	Attribute constraints .....	115
5.3.11.4	Notifications.....	115
5.3.12	AFFunction .....	115
5.3.12.1	Definition .....	115
5.3.13	DNFunction .....	115
5.3.13.1	Definition .....	115
5.3.14	SMSFFunction.....	115
5.3.14.1	Definition .....	115
5.3.14.2	Attributes.....	115
5.3.14.3	Attribute constraints .....	115
5.3.14.4	Notifications.....	115
5.3.15	LMFFunction.....	116
5.3.15.1	Definition .....	116
5.3.15.2	Attributes.....	116
5.3.15.3	Attribute constraints .....	116
5.3.15.4	Notifications.....	116
5.3.16	NGEIRFunction .....	116
5.3.16.1	Definition .....	116
5.3.16.2	Attributes.....	116
5.3.16.3	Attribute constraints .....	116
5.3.16.4	Notifications.....	116
5.3.17	SEPPFunction.....	117
5.3.17.1	Definition .....	117
5.3.17.2	Attributes.....	117
5.3.17.3	Attribute constraints .....	117
5.3.17.4	Notifications.....	117
5.3.18	NWDAFFunction .....	117

5.3.18.1	Definition .....	117
5.3.18.2	Attributes.....	117
5.3.18.3	Attribute constraints .....	117
5.3.18.4	Notifications.....	117
5.3.19	EP_N2 .....	118
5.3.19.1	Definition .....	118
5.3.19.2	Attributes.....	118
5.3.19.3	Attribute constraints .....	118
5.3.19.4	Notifications.....	118
5.3.20	EP_N3 .....	118
5.3.20.1	Definition .....	118
5.3.20.2	Attributes.....	118
5.3.20.3	Attribute constraints .....	118
5.3.20.4	Notifications.....	118
5.3.21	EP_N4 .....	118
5.3.21.1	Definition .....	118
5.3.21.2	Attributes.....	119
5.3.21.3	Attribute constraints .....	119
5.3.21.4	Notifications.....	119
5.3.22	EP_N5 .....	119
5.3.22.1	Definition .....	119
5.3.22.2	Attributes.....	119
5.3.22.3	Attribute constraints .....	119
5.3.22.4	Notifications.....	119
5.3.23	EP_N6 .....	119
5.3.23.1	Definition .....	119
5.3.23.2	Attributes.....	119
5.3.23.3	Attribute constraints .....	120
5.3.23.4	Notifications.....	120
5.3.24	EP_N7 .....	120
5.3.24.1	Definition .....	120
5.3.24.2	Attributes.....	120
5.3.24.3	Attribute constraints .....	120
5.3.24.4	Notifications.....	120
5.3.25	EP_N8 .....	120
5.3.25.1	Definition .....	120
5.3.25.2	Attributes.....	120
5.3.25.3	Attribute constraints .....	120
5.3.25.4	Notifications.....	120
5.3.26	EP_N9 .....	121
5.3.26.1	Definition .....	121
5.3.26.2	Attributes.....	121
5.3.26.3	Attribute constraints .....	121
5.3.26.4	Notifications.....	121
5.3.27	EP_N10 .....	121
5.3.27.1	Definition .....	121
5.3.27.2	Attributes.....	121
5.3.27.3	Attribute constraints .....	121
5.3.27.4	Notifications.....	121
5.3.28	EP_N11 .....	121
5.3.28.1	Definition .....	121
5.3.28.2	Attributes.....	122
5.3.28.3	Attribute constraints .....	122
5.3.28.4	Notifications.....	122
5.3.29	EP_N12 .....	122
5.3.29.1	Definition .....	122
5.3.29.2	Attributes.....	122
5.3.29.3	Attribute constraints .....	122
5.3.29.4	Notifications.....	122
5.3.30	EP_N13 .....	122
5.3.30.1	Definition .....	122

5.3.30.2	Attributes.....	122
5.3.30.3	Attribute constraints .....	123
5.3.30.4	Notifications.....	123
5.3.31	EP_N14.....	123
5.3.31.1	Definition .....	123
5.3.31.2	Attributes.....	123
5.3.31.3	Attribute constraints .....	123
5.3.31.4	Notifications.....	123
5.3.32	EP_N15.....	123
5.3.32.1	Definition .....	123
5.3.32.2	Attributes.....	123
5.3.32.3	Attribute constraints .....	123
5.3.32.4	Notifications.....	123
5.3.33	EP_N16.....	124
5.3.33.1	Definition .....	124
5.3.33.2	Attributes.....	124
5.3.33.3	Attribute constraints .....	124
5.3.33.4	Notifications.....	124
5.3.34	EP_N17.....	124
5.3.34.1	Definition .....	124
5.3.34.2	Attributes.....	124
5.3.34.3	Attribute constraints .....	124
5.3.34.4	Notifications.....	124
5.3.35	EP_N20.....	124
5.3.35.1	Definition .....	124
5.3.35.2	Attributes.....	125
5.3.35.3	Attribute constraints .....	125
5.3.35.4	Notifications.....	125
5.3.36	EP_N21.....	125
5.3.36.1	Definition .....	125
5.3.36.2	Attributes.....	125
5.3.36.3	Attribute constraints .....	125
5.3.36.4	Notifications.....	125
5.3.37	EP_N22.....	125
5.3.37.1	Definition .....	125
5.3.37.2	Attributes.....	125
5.3.37.3	Attribute constraints .....	126
5.3.37.4	Notifications.....	126
5.3.38	EP_N26.....	126
5.3.38.1	Definition .....	126
5.3.38.2	Attributes.....	126
5.3.38.3	Attribute constraints .....	126
5.3.38.4	Notifications.....	126
5.3.39	Void.....	126
5.3.40	Void.....	126
5.3.41	EP_S5C.....	126
5.3.41.1	Definition .....	126
5.3.41.2	Attributes.....	126
5.3.41.3	Attribute constraints .....	126
5.3.41.4	Notifications.....	127
5.3.42	EP_S5U.....	127
5.3.42.1	Definition .....	127
5.3.42.2	Attributes.....	127
5.3.42.3	Attribute constraints .....	127
5.3.42.4	Notifications.....	127
5.3.43	EP_Rx.....	127
5.3.43.1	Definition .....	127
5.3.43.2	Attributes.....	127
5.3.43.3	Attribute constraints .....	127
5.3.43.4	Notifications.....	127
5.3.44	EP_MAP_SMSC.....	128

5.3.44.1	Definition .....	128
5.3.44.2	Attributes.....	128
5.3.44.3	Attribute constraints .....	128
5.3.44.4	Notifications.....	128
5.3.45	EP_NLS.....	128
5.3.45.1	Definition .....	128
5.3.45.2	Attributes.....	128
5.3.45.3	Attribute constraints .....	128
5.3.45.4	Notifications.....	128
5.3.46	EP_NLG.....	128
5.3.46.1	Definition .....	128
5.3.46.2	Attributes.....	129
5.3.46.3	Attribute constraints .....	129
5.3.46.4	Notifications.....	129
5.3.47	EP_N27.....	129
5.3.47.1	Definition .....	129
5.3.47.2	Attributes.....	129
5.3.47.3	Attribute constraints .....	129
5.3.47.4	Notifications.....	129
5.3.48	EP_N31.....	129
5.3.48.1	Definition .....	129
5.3.48.2	Attributes.....	129
5.3.48.3	Attribute constraints .....	130
5.3.48.4	Notifications.....	130
5.3.49	ExternalNRFFunction.....	130
5.3.49.1	Definition .....	130
5.3.49.2	Attributes.....	130
5.3.49.3	Attribute constraints .....	130
5.3.49.4	Notifications.....	130
5.3.50	ExternalNSSFFunction.....	130
5.3.50.1	Definition .....	130
5.3.50.2	Attributes.....	130
5.3.50.3	Attribute constraints .....	130
5.3.50.4	Notifications.....	130
5.3.51	AMFSet.....	131
5.3.51.1	Definition .....	131
5.3.51.2	Attributes.....	131
5.3.51.3	Attribute constraints .....	131
5.3.51.4	Notifications.....	131
5.3.52	AMFRegion.....	131
5.3.52.1	Definition .....	131
5.3.52.2	Attributes.....	131
5.3.52.3	Attribute constraints .....	131
5.3.52.4	Notifications.....	132
5.3.53	ExternalAMFFunction.....	132
5.3.53.1	Definition .....	132
5.3.53.2	Attributes.....	132
5.3.53.3	Attribute constraints .....	132
5.3.53.4	Notifications.....	132
5.3.54	ManagedNFProfile <<dataType>>.....	132
5.3.54.1	Definition .....	132
5.3.54.2	Attributes.....	132
5.3.54.3	Attribute constraints .....	132
5.3.54.4	Notifications.....	132
5.3.55	HostAddr <<choice>> .....	133
5.3.55.1	Definition .....	133
5.3.56	NFInfo <<choice>> .....	133
5.3.56.1	Definition .....	133
5.3.57	UdmInfo <<dataType>>.....	133
5.3.57.1	Definition .....	133
5.3.57.2	Attributes.....	134

5.3.57.3	Attribute constraints .....	134
5.3.57.4	Notifications .....	134
5.3.58	AusfInfo <<dataType>> .....	134
5.3.58.1	Definition .....	134
5.3.58.2	Attributes .....	134
5.3.58.3	Attribute constraints .....	134
5.3.58.4	Notifications .....	134
5.3.59	UpfInfo <<dataType>> .....	134
5.3.59.1	Definition .....	134
5.3.59.2	Attributes .....	134
5.3.59.3	Attribute constraints .....	134
5.3.59.4	Notifications .....	134
5.3.60	AmfInfo <<dataType>> .....	135
5.3.60.1	Definition .....	135
5.3.60.2	Attributes .....	135
5.3.60.3	Attribute constraints .....	135
5.3.60.4	Notifications .....	135
5.3.61	UdrInfo <<dataType>> .....	135
5.3.61.1	Definition .....	135
5.3.61.2	Attributes .....	135
5.3.61.3	Attribute constraints .....	135
5.3.61.4	Notifications .....	135
5.3.62	EP_N32 .....	135
5.3.62.1	Definition .....	135
5.3.62.2	Attributes .....	135
5.3.62.3	Attribute constraints .....	136
5.3.62.4	Notifications .....	136
5.3.63	ExternalSEPPFunction .....	136
5.3.63.1	Definition .....	136
5.3.63.2	Attributes .....	136
5.3.63.3	Attribute constraints .....	136
5.3.63.4	Notifications .....	136
5.3.64	SEPPFunction <<ProxyClass>> .....	136
5.3.64.1	Definition .....	136
5.3.64.2	Attributes .....	136
5.3.64.3	Attribute constraints .....	136
5.3.64.4	Notifications .....	136
5.3.65	NEFFFunction .....	137
5.3.65.1	Definition .....	137
5.3.65.2	Attributes .....	137
5.3.65.3	Attribute constraints .....	137
5.3.65.4	Notifications .....	137
5.3.66	SCPFunction .....	137
5.3.67.1	Definition .....	137
5.3.67.2	Attributes .....	137
5.3.67.3	Attribute constraints .....	137
5.3.67.4	Notifications .....	137
5.3.68	SupportedFunction <<dataType>> .....	137
5.3.68.1	Definition .....	137
5.3.68.2	Attributes .....	138
5.3.68.3	Attribute constraints .....	138
5.3.68.4	Notifications .....	138
5.3.69	CommModel <<dataType>> .....	138
5.3.69.1	Definition .....	138
5.3.69.2	Attributes .....	138
5.3.69.3	Attribute constraints .....	138
5.3.69.4	Notifications .....	138
5.3.70	QFQoSMonitoringControl .....	138
5.3.70.1	Definition .....	138
5.3.70.2	Attributes .....	138
5.3.70.3	Attribute constraints .....	139

5.3.70.4	Notifications.....	139
5.3.71	QFDelayThresholdsType <<dataType>> .....	139
5.3.71.1	Definition .....	139
5.3.71.2	Attributes.....	139
5.3.71.3	Attribute constraints .....	139
5.3.71.4	Notifications.....	139
5.3.72	GtpUPathQoSMonitoringControl .....	139
5.3.72.1	Definition .....	139
5.3.72.2	Attributes.....	140
5.3.72.3	Attribute constraints .....	140
5.3.72.4	Notifications.....	140
5.3.73	GtpUPathDelayThresholdsType <<dataType>> .....	140
5.3.73.1	Definition .....	140
5.3.73.2	Attributes.....	140
5.3.73.3	Attribute constraints .....	140
5.3.73.4	Notifications.....	140
5.3.75	Configurable5QISet .....	141
5.3.75.1	Definition .....	141
5.3.75.2	Attributes.....	141
5.3.75.3	Attribute constraints .....	141
5.3.75.4	Notifications.....	141
5.3.76	FiveQICharacteristics <<dataType>>.....	141
5.3.76.1	Definition .....	141
5.3.76.2	Attributes.....	141
5.3.76.3	Attribute constraints .....	141
5.3.76.4	Notifications.....	141
5.3.77	PacketErrorRate <<dataType>>.....	141
5.3.77.1	Definition .....	141
5.3.77.2	Attributes.....	142
5.3.77.3	Attribute constraints .....	142
5.3.77.4	Notifications.....	142
5.3.78	FiveQIDscpMappingSet.....	142
5.3.78.1	Definition .....	142
5.3.78.2	Attributes.....	142
5.3.78.3	Attribute constraints .....	142
5.3.78.4	Notifications.....	142
5.3.79	FiveQIDscpMapping <<dataType>>.....	142
5.3.79.1	Definition .....	142
5.3.79.2	Attributes.....	142
5.3.79.3	Attribute constraints .....	142
5.3.79.4	Notifications.....	143
5.3.80	PredefinedPccRuleSet.....	143
5.3.80.1	Definition .....	143
5.3.80.2	Attributes.....	143
5.3.80.3	Attribute constraints .....	143
5.3.80.4	Notifications.....	143
5.3.81	PccRule <<dataType>> .....	143
5.3.81.1	Definition .....	143
5.3.81.2	Attributes.....	143
5.3.81.3	Attribute constraints .....	143
5.3.81.4	Notifications.....	144
5.3.82	FlowInformation <<dataType>>.....	144
5.3.82.1	Definition .....	144
5.3.82.2	Attributes.....	144
5.3.82.3	Attribute constraints .....	144
5.3.82.4	Notifications.....	144
5.3.83	EthFlowDescription <<dataType>>.....	144
5.3.83.1	Definition .....	144
5.3.83.2	Attributes.....	144
5.3.83.3	Attribute constraints .....	144
5.3.83.4	Notifications.....	145

5.3.84	QoSData <<dataType>>.....	145
5.3.84.1	Definition .....	145
5.3.84.2	Attributes.....	145
5.3.84.3	Attribute constraints .....	145
5.3.84.4	Notifications.....	145
5.3.85	ARP <<dataType>> .....	145
5.3.85.1	Definition .....	145
5.3.85.2	Attributes.....	145
5.3.85.3	Attribute constraints .....	145
5.3.85.4	Notifications.....	145
5.3.86	TrafficControlData <<dataType>>.....	146
5.3.86.1	Definition .....	146
5.3.86.2	Attributes.....	146
5.3.86.3	Attribute constraints .....	146
5.3.86.4	Notifications.....	146
5.3.87	RedirectInformation <<dataType>> .....	146
5.3.87.1	Definition .....	146
5.3.87.2	Attributes.....	146
5.3.87.3	Attribute constraints .....	146
5.3.87.4	Notifications.....	146
5.3.88	RouteToLocation <<dataType>>.....	147
5.3.88.1	Definition .....	147
5.3.88.2	Attributes.....	147
5.3.88.3	Attribute constraints .....	147
5.3.88.4	Notifications.....	147
5.3.89	RouteInformation <<dataType>> .....	147
5.3.89.1	Definition .....	147
5.3.89.2	Attributes.....	147
5.3.89.3	Attribute constraints .....	147
5.3.89.4	Notifications.....	147
5.3.90	UpPathChgEvent <<dataType>> .....	147
5.3.90.1	Definition .....	147
5.3.90.2	Attributes.....	148
5.3.90.3	Attribute constraints .....	148
5.3.90.4	Notifications.....	148
5.3.91	SteeringMode <<dataType>>.....	148
5.3.91.1	Definition .....	148
5.3.91.2	Attributes.....	148
5.3.91.3	Attribute constraints .....	148
5.3.91.4	Notifications.....	148
5.3.92	ConditionData <<dataType>>.....	148
5.3.92.1	Definition .....	148
5.3.92.2	Attributes.....	148
5.3.92.3	Attribute constraints .....	149
5.3.92.4	Notifications.....	149
5.3.93	TscaiInputContainer <<dataType>>.....	149
5.3.93.1	Definition .....	149
5.3.93.2	Attributes.....	149
5.3.93.3	Attribute constraints .....	149
5.3.93.4	Notifications.....	149
5.3.94	Dynamic5QISet .....	149
5.3.94.1	Definition .....	149
5.3.94.2	Attributes.....	149
5.3.94.3	Attribute constraints .....	149
5.3.94.4	Notifications.....	150
5.3.95	EP_N34.....	150
5.3.95.1	Definition .....	150
5.3.95.2	Attributes.....	150
5.3.95.3	Attribute constraints .....	150
5.3.95.4	Notifications.....	150
5.4	Attribute definitions .....	150



5.4.1	Attribute properties .....	150
5.5	Common notifications .....	169
5.5.1	Alarm notifications .....	169
5.5.2	Configuration notifications .....	169
5.5.3	Threshold Crossing notifications .....	169
6	Information model definitions for network slice NRM .....	169
6.1	Imported information entities and local labels .....	169
6.2	Class diagram .....	170
6.2.1	Relationships .....	170
6.2.2	Inheritance .....	171
6.3	Class definitions .....	171
6.3.1	NetworkSlice .....	171
6.3.1.1	Definition .....	171
6.3.1.2	Attributes .....	172
6.3.1.3	Attribute constraints .....	172
6.3.1.4	Notifications .....	172
6.3.2	NetworkSliceSubnet .....	172
6.3.2.1	Definition .....	172
6.3.2.2	Attributes .....	172
6.3.2.3	Attribute constraints .....	172
6.3.2.4	Notifications .....	172
6.3.3	ServiceProfile <<dataType>> .....	173
6.3.3.1	Definition .....	173
6.3.3.2	Attributes .....	173
6.3.3.3	Attribute constraints .....	173
6.3.3.4	Notifications .....	173
6.3.4	SliceProfile <<dataType>> .....	173
6.3.4.1	Definition .....	173
6.3.4.2	Attributes .....	174
6.3.4.3	Attribute constraints .....	174
6.3.4.4	Notifications .....	174
6.3.5	NsInfo <<dataType>> .....	174
6.3.5.1	Definition .....	174
6.3.5.2	Attributes .....	174
6.3.5.3	Attribute constraints .....	174
6.3.5.4	Notifications .....	174
6.3.6	ServAttrCom <<dataType>> .....	174
6.3.6.1	Definition .....	174
6.3.6.2	Attributes .....	174
6.3.6.3	Attribute constraints .....	175
6.3.6.4	Notifications .....	175
6.3.7	DelayTolerance<<dataType>> .....	175
6.3.7.1	Definition .....	175
6.3.7.2	Attributes .....	175
6.3.7.3	Attribute constraints .....	175
6.3.7.4	Notifications .....	175
6.3.8	DeterministicComm <<dataType>> .....	175
6.3.8.1	Definition .....	175
6.3.8.2	Attributes .....	175
6.3.8.3	Attribute constraints .....	175
6.3.8.4	Notifications .....	175
6.3.9	DLThpt<<dataType>> .....	176
6.3.9.1	Definition .....	176
6.3.9.2	Attributes .....	176
6.3.9.3	Attribute constraints .....	176
6.3.9.4	Notifications .....	176
6.3.10	ULThpt<<dataType>> .....	176
6.3.10.1	Definition .....	176
6.3.10.2	Attributes .....	176
6.3.10.3	Attribute constraints .....	176

6.3.10.4	Notifications.....	176
6.3.11	MaxPktSize <<dataType>> .....	176
6.3.11.1	Definition .....	176
6.3.11.2	Attributes.....	176
6.3.11.3	Attribute constraints .....	177
6.3.11.4	Notifications.....	177
6.3.12	MaxNumberOfConns <<dataType>> .....	177
6.3.12.1	Definition .....	177
6.3.12.2	Attributes.....	177
6.3.12.3	Attribute constraints .....	177
6.3.12.4	Notifications.....	177
6.3.13	Void .....	177
6.3.14	KPIMonitoring <<dataType>> .....	177
6.3.14.1	Definition .....	177
6.3.14.2	Attributes.....	177
6.3.14.3	Attribute constraints .....	177
6.3.14.4	Notifications.....	177
6.3.15	UserMgmtOpen<<dataType>> .....	178
6.3.15.1	Definition .....	178
6.3.15.2	Attributes.....	178
6.3.15.3	Attribute constraints .....	178
6.3.15.4	Notifications.....	178
6.3.16	V2XCommMode<<dataType>> .....	178
6.3.16.1	Definition .....	178
6.3.16.2	Attributes.....	178
6.3.16.3	Attribute constraints .....	178
6.3.16.4	Notifications.....	178
6.3.17	TermDensity<<dataType>> .....	178
6.3.17.1	Definition .....	178
6.3.17.2	Attributes.....	178
6.3.17.3	Attribute constraints .....	179
6.3.17.4	Notifications.....	179
6.3.18	EP_Transport.....	179
6.3.18.1	Definition .....	179
6.3.18.2	Attributes.....	179
6.3.18.3	Attribute constraints .....	179
6.3.18.4	Notifications.....	179
6.3.19	EP_Application <<ProxyClass>> .....	179
6.3.19.1	Definition .....	179
6.3.19.2	Attributes.....	179
6.3.19.3	Attribute constraints .....	179
6.3.19.4	Notifications.....	179
6.4	Attribute definition .....	180
6.4.1	Attribute properties .....	180
6.5	Common notifications .....	188
6.5.1	Alarm notifications .....	188
6.5.2	Configuration notifications .....	188
6.5.3	Threshold Crossing notifications .....	188
7	Solution Set (SS) .....	188
<b>Annex A (normative): Cell state handling .....</b>		<b>190</b>
A.1	Relation between the administrative state and the "Pre-operation state of the gNB-DU Cell" .....	190
A.2	Combined state diagram for gNB cell .....	190
<b>Annex B (normative): NSI and NSSI state handling .....</b>		<b>193</b>
B.1	NSI state handling .....	193
B.2	State handling of NSSI.....	194

<b>Annex C (normative):</b>	<b>XML definitions for NR NRM.....</b>	<b>196</b>
C.1	General .....	196
C.2	Architectural features .....	196
C.3	Mapping .....	196
C.3.1	General mapping .....	196
C.3.2	Information Object Class (IOC) mapping .....	196
C.4	Solution Set definitions .....	196
C.4.1	XML definition structure.....	196
C.4.2	Graphical representation.....	196
C.4.3	XML schema "nRNrm.xsd" .....	197
<b>Annex D (normative):</b>	<b>OpenAPI definition of the NR NRM.....</b>	<b>221</b>
D.1	General .....	221
D.2	Void.....	221
D.3	Void.....	221
D.4	Solution Set (SS) definitions .....	221
D.4.1	Void.....	221
D.4.2	Void.....	221
D.4.3	OpenAPI document "TS28541_NrNrm.yaml" .....	221
<b>Annex E (normative):</b>	<b>YANG definitions for NR NRM .....</b>	<b>246</b>
E.1	General .....	246
E.2	Void.....	246
E.3	Void.....	246
E.4	Void.....	246
E.5	Modules.....	246
E.5.1	module _3gpp-nr-nrm-beam.yang .....	246
E.5.1a	module _3gpp-nr-nrm-bwp.yang .....	248
E.5.1b	module _3gpp-nr-nrm-commonbeamformingfunction.yang .....	249
E.5.2	module _3gpp-nr-nrm-ep.yang.....	250
E.5.3	module _3gpp-nr-nrm-eutrancellrelation.yang.....	253
E.5.4	module _3gpp-nr-nrm-eutranetwork.yang.....	256
E.5.5	module _3gpp-nr-nrm-eutranfreqrelation.yang .....	257
E.5.6	module _3gpp-nr-nrm-eutranfrequency.yang .....	259
E.5.7	module _3gpp-nr-nrm-externalamffunction.yang .....	260
E.5.8	module _3gpp-nr-nrm-externalenbfunction.yang .....	261
E.5.9	module _3gpp-nr-nrm-externaleutrancell.yang .....	262
E.5.10	module _3gpp-nr-nrm-externalgnbcucpfunction.yang .....	264
E.5.11	module _3gpp-nr-nrm-externalgnbcuupfunction.yang .....	265
E.5.12	module _3gpp-nr-nrm-externalgnbdufunction.yang.....	266
E.5.13	module _3gpp-nr-nrm-externalnrcellcu.yang .....	267
E.5.14	module _3gpp-nr-nrm-externalservinggwfunction.yang .....	268
E.5.15	module _3gpp-nr-nrm-externalupffunction.yang .....	269
E.5.16	module _3gpp-nr-nrm-gnbcucpfunction.yang .....	270
E.5.17	module _3gpp-nr-nrm-gnbcuupfunction.yang .....	272
E.5.18	module _3gpp-nr-nrm-gnbdufunction.yang .....	274
E.5.19	module _3gpp-nr-nrm-nrcellcu.yang .....	275
E.5.20	module _3gpp-nr-nrm-nrcelldu.yang.....	276
E.5.21	module _3gpp-nr-nrm-nrcellrelation.yang .....	279
E.5.22	module _3gpp-nr-nrm-nrfreqrelation.yang.....	281
E.5.23	module _3gpp-nr-nrm-nrfrequency.yang .....	284
E.5.24	module _3gpp-nr-nrm-nrnetwork.yang .....	285
E.5.25	module _3gpp-nr-nrm-nrsectorcarrier.yang .....	286
E.5.26	module _3gpp-nr-nrm-rrmpolicy.yang.....	288

E.5.27	Void.....	289
E.5.28	module _3gpp-nr-nrm-danrmanagementfunction.yang.....	289
E.5.29	module _3gpp-nr-nrm-desmanagementfunction.yang.....	290
E.5.30	module _3gpp-nr-nrm-drachoptimizationfunction.yang.....	293
E.5.31	module _3gpp-nr-nrm-dmrofunction.yang.....	294
E.5.32	module _3gpp-nr-nrm-dpciconfigurationfunction.yang.....	295
E.5.33	module _3gpp-nr-nrm-cpciconfigurationfunction.yang.....	297
E.5.34	module _3gpp-nr-nrm-cesmanagementfunction.yang.....	298
E.6	Void.....	301
E.7	Mount information.....	301
<b>Annex F (normative): XML definitions for 5GC NRM .....</b>		<b>302</b>
F.1	General.....	302
F.2	Architectural features.....	302
F.3	Mapping.....	302
F.3.1	General mapping.....	302
F.3.2	Information Object Class (IOC) mapping.....	302
F.4	Solution Set definitions.....	302
F.4.1	XML definition structure.....	302
F.4.2	Graphical representation.....	302
F.4.3	XML schema "ngcNrm.xsd".....	303
<b>Annex G (normative): OpenAPI definition of the 5GC NRM.....</b>		<b>333</b>
G.1	General.....	333
G.2	Void.....	333
G.3	Void.....	333
G.4	Solution Set (SS) definitions.....	333
G.4.1	Void.....	333
G.4.2	Void.....	333
G.4.3	OpenAPI document "TS28541_5GcNrm.yaml".....	333
<b>Annex H (normative): YANG definitions for 5GC.....</b>		<b>360</b>
H.1	General.....	360
H.2	Void.....	360
H.3	Void.....	360
H.4	Void.....	360
H.5	Modules.....	360
H.5.1	module _3gpp-5g-common-yang-types.yang.....	360
H.5.1a	module _3gpp-5gc-nrm-affunction.yang.....	362
H.5.2	module _3gpp-5gc-nrm-amffunction.yang.....	363
H.5.3	module _3gpp-5gc-nrm-amfregion.yang.....	364
H.5.4	module _3gpp-5gc-nrm-amfset.yang.....	365
H.5.5	module _3gpp-5gc-nrm-ausffunction.yang.....	366
H.5.6	module _3gpp-5gc-nrm-dnfunction.yang.....	367
H.5.7	module _3gpp-5gc-nrm-ep.yang.....	368
H.5.8	module _3gpp-5gc-nrm-externalnrffunction.yang.....	376
H.5.9	module _3gpp-5gc-nrm-externalnssffunction.yang.....	377
H.5.10	module _3gpp-5gc-nrm-lmffunction.yang.....	377
H.5.11	module _3gpp-5gc-nrm-n3iwffunction.yang.....	378
H.5.12	module _3gpp-5gc-nrm-nfprofile.yang.....	379
H.5.13	module _3gpp-5gc-nrm-nfservice.yang.....	394
H.5.14	module _3gpp-5gc-nrm-ngeirfunction.yang.....	398
H.5.15	module _3gpp-5gc-nrm-nrffunction.yang.....	399

H.5.16	module _3gpp-5gc-nrm-nssfunction.yang .....	400
H.5.17	module _3gpp-5gc-nrm-nwdaffunction.yang .....	402
H.5.18	module _3gpp-5gc-nrm-pcfunction.yang .....	403
H.5.19	module _3gpp-5gc-nrm-seppfunction.yang .....	404
H.5.19a	module _3gpp-5gc-nrm-externalseppfunction.yang .....	405
H.5.20	module _3gpp-5gc-nrm-smfunction .....	406
H.5.21	module _3gpp-5gc-nrm-smsfunction.yang .....	407
H.5.22	module _3gpp-5gc-nrm-udmfunction.yang .....	408
H.5.23	module _3gpp-5gc-nrm-udrfunction.yang .....	409
H.5.24	module _3gpp-5gc-nrm-udsfunction.yang .....	410
H.5.25	module _3gpp-5gc-nrm-upfunction.yang .....	412
H.5.26	module _3gpp-5gc-nrm-scpfunction.yang .....	413
H.5.27	module _3gpp-5gc-nrm-neffunction.yang .....	413
H.5.28	module _3gpp-5gc-nrm-QFQoSMonitoringControl.yang .....	414
H.5.29	module _3gpp-5gc-nrm-GtpUPathQoSMonitoringControl.yang .....	416
H.5.30	module _3gpp-5gc-nrm-Configurable5QISet.yang .....	418
H.5.31	module _3gpp-5gc-nrm-FiveQIDscpMappingSet.yang .....	420
H.5.32	module _3gpp-5gc-nrm-PredefinedPccRuleSet.yang .....	421
H.5.33	module _3gpp-5gc-nrm-dynamic5QISet.yang .....	429
H.6	Void .....	430
H.7	Mount information .....	430
<b>Annex I (normative):</b>	<b>XML definitions for network slice.....</b>	<b>431</b>
I.1	General .....	431
I.2	Architectural features .....	431
I.3	Mapping .....	431
I.3.1	General mapping .....	431
I.3.2	Information Object Class (IOC) mapping .....	431
I.4	Solution Set (SS) definitions .....	431
I.4.1	XML definition structure.....	431
I.4.2	Graphical representation.....	431
I.4.3	XML schema "sliceNrm.xsd" .....	432
<b>Annex J (normative):</b>	<b>OpenAPI definition of the Slice NRM.....</b>	<b>436</b>
J.1	General .....	436
J.2	Void.....	436
J.3	Void.....	436
J.4	Solution Set (SS) definitions .....	436
J.4.1	Void.....	436
J.4.2	Void.....	436
J.4.3	OpenAPI document "TS28541_SliceNrm.yaml" .....	436
<b>Annex L (normative):</b>	<b>Relation of GSMA GST, ServiceProfile and SliceProfile.....</b>	<b>444</b>
L.1	General .....	444
L.2	GSMA GST, ServiceProfile and sliceProfile .....	444
<b>Annex M (normative):</b>	<b>Managed NF Service state handling.....</b>	<b>445</b>
M.1	Combined state diagram for a Managed NF Service.....	445
<b>Annex N (informative):</b>	<b>Mapping between GSMA GST and ServiceProfile.....</b>	<b>447</b>
<b>Annex O (informative):</b>	<b>Change history .....</b>	<b>449</b>
History	.....	456

---

# Foreword

This Technical Specification has been produced by the 3rd Generation Partnership Project (3GPP).

The contents of the present document are subject to continuing work within the TSG and may change following formal TSG approval. Should the TSG modify the contents of the present document, it will be re-released by the TSG with an identifying change of release date and an increase in version number as follows:

Version x.y.z

where:

- x the first digit:
  - 1 presented to TSG for information;
  - 2 presented to TSG for approval;
  - 3 or greater indicates TSG approved document under change control.
- y the second digit is incremented for all changes of substance, i.e. technical enhancements, corrections, updates, etc.
- z the third digit is incremented when editorial only changes have been incorporated in the document.

In the present document, modal verbs have the following meanings:

- shall** indicates a mandatory requirement to do something
- shall not** indicates an interdiction (prohibition) to do something

The constructions "shall" and "shall not" are confined to the context of normative provisions, and do not appear in Technical Reports.

The constructions "must" and "must not" are not used as substitutes for "shall" and "shall not". Their use is avoided insofar as possible, and they are not used in a normative context except in a direct citation from an external, referenced, non-3GPP document, or so as to maintain continuity of style when extending or modifying the provisions of such a referenced document.

- should** indicates a recommendation to do something
- should not** indicates a recommendation not to do something
- may** indicates permission to do something
- need not** indicates permission not to do something

The construction "may not" is ambiguous and is not used in normative elements. The unambiguous constructions "might not" or "shall not" are used instead, depending upon the meaning intended.

- can** indicates that something is possible
- cannot** indicates that something is impossible

The constructions "can" and "cannot" are not substitutes for "may" and "need not".

- will** indicates that something is certain or expected to happen as a result of action taken by an agency the behaviour of which is outside the scope of the present document
- will not** indicates that something is certain or expected not to happen as a result of action taken by an agency the behaviour of which is outside the scope of the present document
- might** indicates a likelihood that something will happen as a result of action taken by some agency the behaviour of which is outside the scope of the present document

**might not** indicates a likelihood that something will not happen as a result of action taken by some agency the behaviour of which is outside the scope of the present document

In addition:

**is** (or any other verb in the indicative mood) indicates a statement of fact

**is not** (or any other negative verb in the indicative mood) indicates a statement of fact

The constructions "is" and "is not" do not indicate requirements.

---

## Introduction

The present document is part of a TS-family covering the 3rd Generation Partnership Project Technical Specification Group Services and System Aspects Management and orchestration of networks, as identified below:

3GPP TS 28.540: Management and orchestration of 5G networks; Network Resource Model (NRM); Stage 1.

**3GPP TS 28.541: Management and orchestration of 5G networks; Network Resource Model (NRM); Stage 2 and stage 3.**

---

# 1 Scope

The present document specifies the Information Model and Solution Set for the Network Resource Model (NRM) definitions of NR, NG-RAN, 5G Core Network (5GC) and network slice, to fulfil the requirements identified in 3GPP TS 28.540 [10].

The Information Model defines the semantics and behaviour of information object class attributes and relations visible on the management interfaces in a protocol and technology neutral way. And Solution Set defines one or more solution set(s) with specific protocol(s) according to the Information Model definitions.

---

# 2 References

The following documents contain provisions which, through reference in this text, constitute provisions of the present document.

- References are either specific (identified by date of publication, edition number, version number, etc.) or non-specific.
- For a specific reference, subsequent revisions do not apply.
- For a non-specific reference, the latest version applies. In the case of a reference to a 3GPP document (including a GSM document), a non-specific reference implicitly refers to the latest version of that document *in the same Release as the present document*.

- [1] 3GPP TR 21.905: "Vocabulary for 3GPP Specifications".
- [2] 3GPP TS 23.501: "System Architecture for the 5G System".
- [3] 3GPP TS 38.300: "NR; Overall description; Stage-2".
- [4] 3GPP TS 38.401: "NG-RAN; Architecture description".
- [5] 3GPP TS 38.413: "NG-RAN; NG Application Protocol (NGAP)".
- [6] 3GPP TS 38.420: "NG-RAN; Xn general aspects and principles".
- [7] 3GPP TS 38.470: "NG-RAN; F1 general aspects and principles".
- [8] 3GPP TS 38.473: "NG-RAN; F1 application protocol (F1AP)".
- [9] 3GPP TS 37.340: "NR; Multi-connectivity; Overall description; Stage 2".
- [10] 3GPP TS 28.540: "Management and orchestration; 5G Network Resource Model (NRM); Stage 1".
- [11] 3GPP TS 28.662: "Telecommunication management; Generic Radio Access Network (RAN) Network Resource Model (NRM) Integration Reference Point (IRP); Information Service (IS)".
- [12] 3GPP TS 38.104: "NR; Base Station (BS) radio transmission and reception".
- [13] 3GPP TS 23.003: "Numbering, Addressing and Identification".
- [14] 3GPP TS 36.410: "Evolved Universal Terrestrial Radio Access Network (E-UTRAN); S1 general aspects and principles".
- [15] 3GPP TS 36.423: "Evolved Universal Terrestrial Radio Access Network (E-UTRAN); X2 application protocol".
- [16] 3GPP TS 36.425: "Evolved Universal Terrestrial Radio Access Network (E-UTRAN); X2 interface user plane protocol".
- [17] 3GPP TS 28.625: "State Management Data Definition Integration Reference Point (IRP); Information Service (IS)".



- [18] Recommendation ITU-T X.731: "Information technology - Open Systems Interconnection - Systems Management: State management function".
- [19] 3GPP TS 28.658: "Telecommunications management; Evolved Universal Terrestrial Radio Access Network (E-UTRAN) Network Resource Model (NRM) Integration Reference Point (IRP): Information Service (IS)".
- [20] 3GPP TS 28.702: "Core Network (CN) Network Resource Model (NRM) Integration Reference Point (IRP); Information Service (IS)".
- [21] 3GPP TS 28.708: "Telecommunication management; Evolved Packet Core (EPC) Network Resource Model (NRM) Integration Reference Point (IRP): Information Service (IS)".
- [22] 3GPP TS 23.040: "Technical realization of the Short Message Service (SMS)".
- [23] 3GPP TS 29.510: "5G system; Network Function Repository Services; Stage 3".
- [24] 3GPP TS 29.531: "5G System; Network Slice Selection Services Stage 3".
- [25] Void.
- [26] 3GPP TS 28.531: "Management and orchestration; Provisioning".
- [27] 3GPP TS 28.554: "Management and orchestration; 5G End to end Key Performance Indicators (KPI)".
- [28] 3GPP TS 22.261: "Service requirements for next generation new services and markets".
- [29] ETSI GS NFV-IFA 013 (V2.4.1) (2018-02) "Network Function Virtualisation (NFV); Management and Orchestration; Os-Ma-nfvo Reference Point - Interface and Information Model Specification".
- [30] 3GPP TS 28.622: "Telecommunication management; Generic Network Resource Model (NRM) Integration Reference Point (IRP); Information Service (IS)".
- [31] Void.
- [32] 3GPP TS 38.211: "NR; Physical channels and modulation".
- [33] 3GPP TS 32.616: "Telecommunication management; Configuration Management (CM); Bulk CM Integration Reference Point (IRP); Solution Set (SS) definitions".
- [34] Void .
- [35] 3GPP TS 28.532: "Management and orchestration; Management services".
- [36] Void.
- [37] IETF RFC 791: "Internet Protocol".
- [38] IETF RFC 2373: "IP Version 6 Addressing Architecture".
- [39] IEEE 802.1Q™: "Media Access Control Bridges and Virtual Bridged Local Area Networks".
- [40] ETSI GR NFV-IFA 015 (V2.4.1): "Network Function Virtualisation (NFV) Release 2; Management and Orchestration; Report on NFV Information Model".
- [41] 3GPP TS 38.213: "NR; Physical layer procedures for control".
- [42] 3GPP TS 38.101-1: "NR; User Equipment (UE) radio transmission and reception; Part 1: Range 1 Standalone".
- [43] 3GPP TS 32.156: "Telecommunication management; Fixed Mobile Convergence (FMC) model repertoire".
- [44] IETF RFC 4122: "A Universally Unique Identifier (UUID) URN Namespace".

- [45] IETF RFC 8528: "YANG Schema Mount".
- [46] Void
- [47] 3GPP TS 32.160: "Management and orchestration; Management Service Template".
- [48] 3GPP TS 38.463: "NG-RAN; E1 application protocol (E1AP)".
- [49] 3GPP TS 38.304: "NR; User Equipment (UE) procedures in Idle mode and RRC Inactive state".
- [50] GSMA NG.116 - Generic Network Slice Template Version 2.0 (2019-10-16).
- [51] 3GPP TS 22.104: "Service requirements for cyber-physical control applications in vertical domains; Stage 1".
- [52] 3GPP TS 33.501: " Security architecture and procedures for the 5G System".
- [53] 3GPP TS 38.901: "Study on channel model for frequencies from 0.5 to 100 GHz".
- [54] 3GPP TS 38.331: "NR; Radio Resource Control (RRC) protocol specification".
- [55] 3GPP TS 38.215: "NR; Physical layer measurements".
- [56] 3GPP TS 29.244: "Technical Specification Group Core Network and Terminals; Interface between the Control Plane and the User Plane Nodes; Stage 3".
- [57] 3GPP TS 28.313: "Self-Organizing Networks (SON) for 5G networks".
- [58] 3GPP TS 38.423: "NR; Xn application protocol (XnAP)".
- [59] 3GPP TS 23.503: "Policy and Charging Control Framework for the 5G System; Stage 2".
- [60] 3GPP TS 29.512: "5G System; Session Management Policy Control Service; Stage 3".
- [61] 3GPP TS 29.571: "5G System; Common Data Types for Service Based Interfaces; Stage 3".
- [62] 3GPP TS 29.214: "Policy and Charging Control over Rx reference point".
- [63] IETF RFC 7042: "IANA Considerations and IETF Protocol and Documentation Usage for IEEE 802 Parameters".
- [64] IEEE 802.3-2015<sup>TM</sup>: "IEEE Standard for Ethernet".
- [65] IEEE 802.1Q-2014<sup>TM</sup>: "Bridges and Bridged Networks".
- [66] IETF RFC 4301: "Security Architecture for the Internet Protocol".
- [67] 3GPP TS 29.514: "5G System; Policy Authorization Service; Stage 3".
- [68] 3GPP TS 32.422: "Telecommunication management; Subscriber and equipment trace; Trace control and configuration management"
- [69] 3GPP TS 28.530: "Management and orchestration; Concepts, use cases and requirements".
- [70] 3GPP TS 28.310: "Management and orchestration; Energy efficiency of 5G".

---

## 3 Definitions and abbreviations

### 3.1 Definitions

For the purposes of the present document, the terms and definitions given in 3GPP TR 21.905 [1], 3GPP TS 28.540 [10] and the following apply. A term defined in the present document takes precedence over the definition of the same term, if any, in 3GPP TR 21.905 [1] and 3GPP TS 28.540 [10].

## 3.2 Abbreviations

For the purposes of the present document, the abbreviations given in 3GPP TR 21.905 [1], 3GPP TS 23.501 [2], 3GPP TS 38.401 [4], 3GPP TS 28.540 [10] and the following apply. An abbreviation defined in the present document takes precedence over the definition of the same abbreviation, if any, in 3GPP TR 21.905 [1], 3GPP TS 23.501 [2], 3GPP TS 38.401 [4] and TS 28.540 [10].

BWP	Bandwidth Part
CM	Configuration Management
DN	Distinguished Name
IOC	Information Object Class
JSON	JavaScript Object Notation
NFV	Network Functions Virtualisation
NRM	Network Resource Model
NS	Network Service
NSI	Network Slice Instance
NSSAI	Network Slice Selection Assistance Information
NSSI	Network Slice Subnet Instance
PNF	Physical Network Function
RIM	Remote Interference Management
RIM-RS	Remote Interference Management Reference Signal
SBA	Service Based Architecture
SS	Solution Set
TN	Transport Network
VNF	Virtualised Network Function

## 4 Information model definitions for NR NRM

### 4.1 Imported and associated information

#### 4.1.1 Imported information entities and local labels

Label reference	Local label
3GPP TS 28.622 [30], IOC, ManagedFunction	ManagedFunction
3GPP TS 28.622 [30], IOC, EP_RP	EP_RP
3GPP TS 28.662 [11], IOC, SectorEquipmentFunction	SectorEquipmentFunction
3GPP TS 28.658 [19], IOC, ExternalENBFunction	ExternalENBFunction
3GPP TS 28.708 [21], IOC, ServingGWFunction	ServingGWFunction
3GPP TS 28.658 [19], IOC, EUTranCellFDD	EUTranCellFDD
3GPP TS 28.658 [19], IOC, EUTranCellTDD	EUTranCellTDD
3GPP TS 28.658 [19], dataType, PLMNId	PLMNId
3GPP TS 28.658 [19], IOC, ENBFunction	ENBFunction
3GPP TS 28.708 [21], IOC, ExternalServingGWFunction	ExternalServingGWFunction
3GPP TS 28.658 [19], IOC, ExternalEUTranCellFDD	ExternalEUTranCellFDD
3GPP TS 28.658 [19], IOC, ExternalEUTranCellTDD	ExternalEUTranCellTDD
3GPP TS 28.658 [19], IOC, AdjacentCell	AdjacentEUTranCell
3GPP TS 28.658 [19], IOC, EUTranFrequency	EUTranFrequency
3GPP TS 28.658 [19], IOC, EUTranFreqRelation	EUTranFreqRelation
3GPP TS 28.658 [19], IOC, EUTranRelation	EUTranCellRelation
3GPP TS 28.622 [30], dataType, Tai	Tai

#### 4.1.2 Associated information entities and local labels

Label reference	Local label
3GPP TS 28.622 [30], IOC, ManagedElement	ManagedElement
3GPP TS 28.622 [30], IOC, SubNetwork	SubNetwork

## 4.2 Class diagram

### 4.2.1 Class diagram for gNB and en-gNB

#### 4.2.1.1 Relationships

This clause depicts the set of classes (e.g. IOCs) that encapsulates the information relevant for this gNB and en-gNB. For the UML semantics, see 3GPP TS 32.156 [43]. Subsequent clauses provide more detailed specification of various aspects of these classes.

The model fragments are for management representation of gNB and en-gNB for all NG-RAN deployment scenario as listed below:

- Non-split NG-RAN deployment scenario, represents the gNB defined in 3GPP TS 38.401[4]. In this scenario, a gNB is represented by a combination of a GNBCUCPFunction, one or more GNBCUUPFunctions and one or more GNBDUFunctions.
- 2-split NG-RAN deployment scenario, represents the gNB consist of gNB-CU and gNB-DU defined in 3GPP TS 38.401[4] clause 6.1.1. In this scenario, a gNB-CU is represented by a combination of a GNBCUCPFunction and one or more GNBCUUPFunctions, whereas a gNB-DU is represented by a GNBDUFunction.

- 3-split NG-RAN deployment scenario, represents the gNB consist of gNB-CU-CP, gNB-CU-UP and gNB-DU defined in 3GPP TS 38.401[4] clause 6.1.2. In this scenario, a gNB-CU-CP is represented by a GNBCUCPFunction, a gNB-CU-UP is represented by a GNBCUUPFunction, and a gNB-DU is represented by a GNBDUFunction.

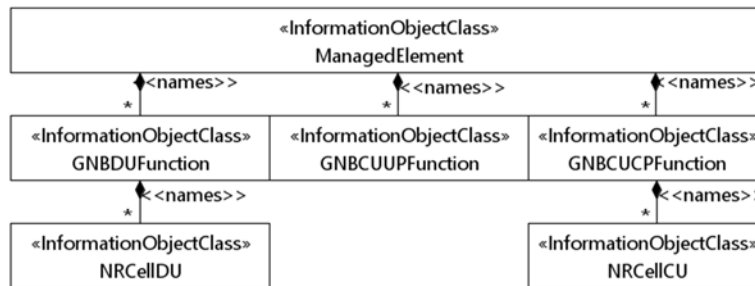


Figure 4.2.1.1-1: NRM for all deployment scenarios




Figure 4.2.1.1-2: NRM for EPs for all deployment scenarios

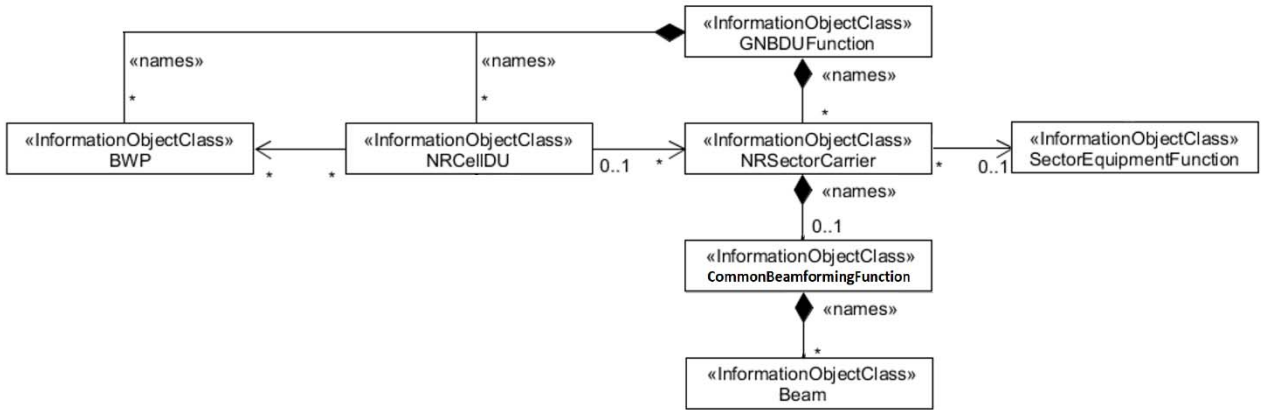


Figure 4.2.1.1-3: NRM for «IOC»NRSectorCarrier and «IOC»BWP for all deployment scenarios

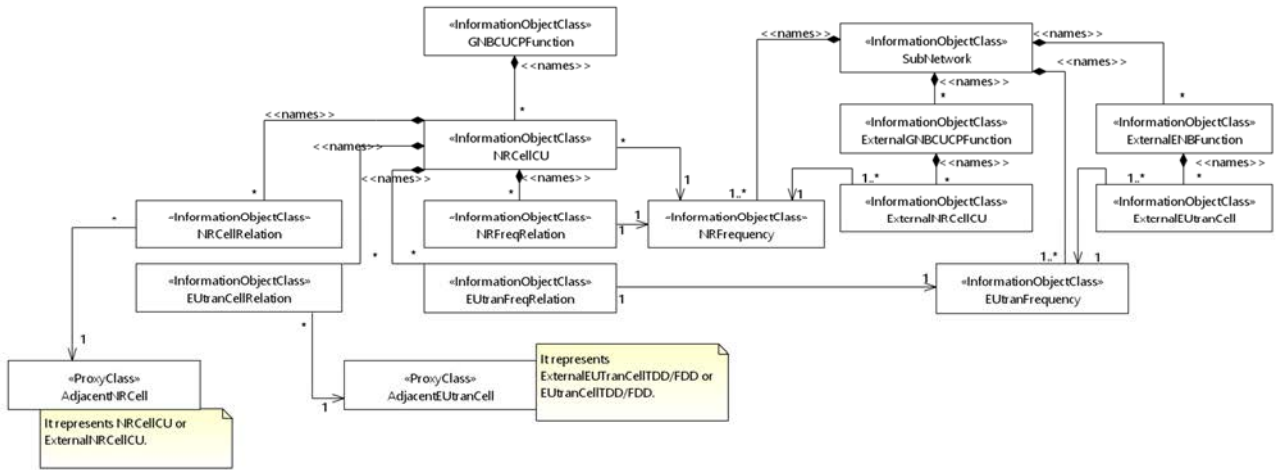


Figure 4.2.1.1-4: Cell Relation view for all deployment scenarios

NOTE 1: The above NRM fragment uses SubNetwork to hold both NR and LTE external entities and frequencies.

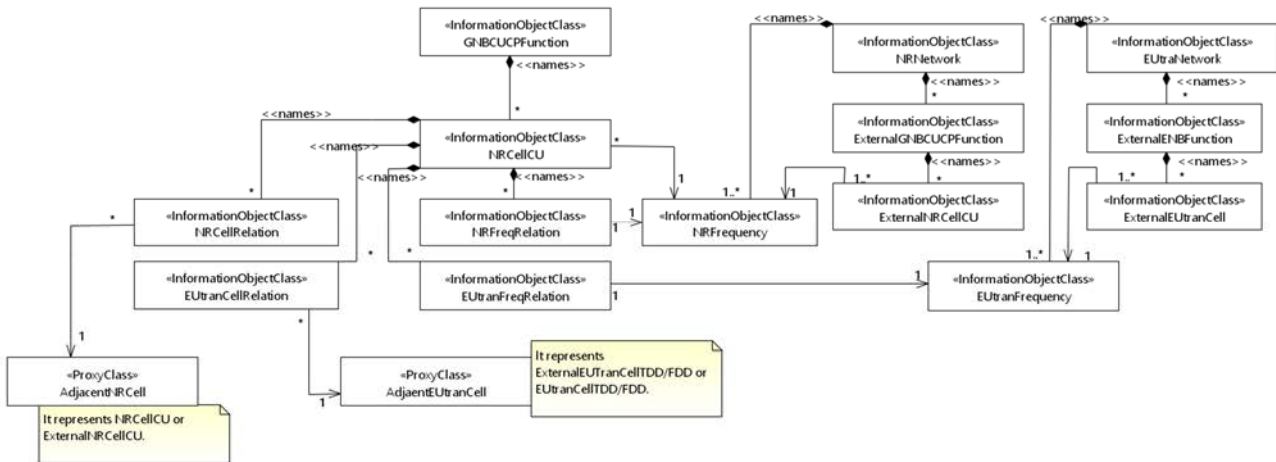


Figure 4.2.1.1-5: Cell Relation view for all deployment scenarios

NOTE 2: The above NRM fragment uses NRNetwork to hold NR external entities and frequency and using EUltraNetwork to hold LTE external entities and frequency. The NRNetwork and EUltraNetwork are subclasses of SubNetwork (defined in 3GPP TS 28.622 [30]) with no additional attributes. The reason using NRNetwork and EUltraNetwork is for a clean separation of NR external entities and frequency and LTE external entities and frequency.

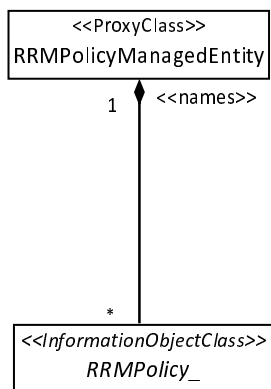


Figure 4.2.1.1-6: NRM fragment for abstract RRM Policies

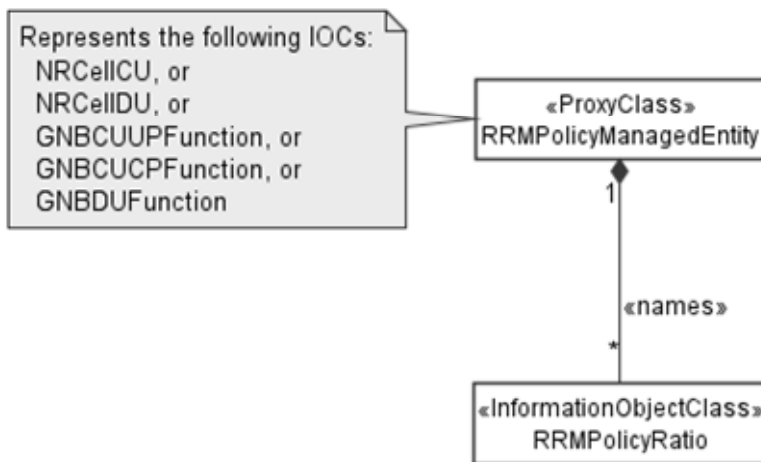


Figure 4.2.1.1-7a: NRM fragment for RRMPolicyRatio

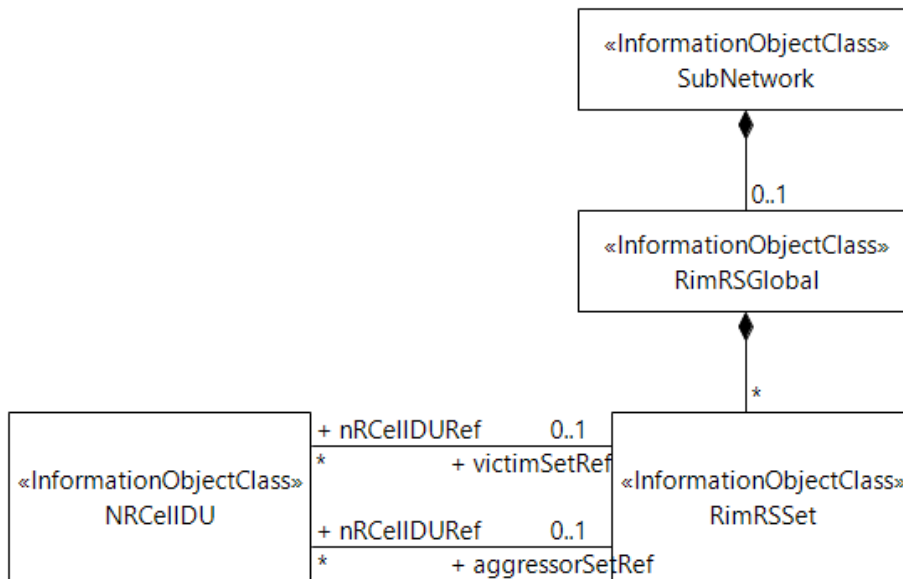


Figure 4.2.1.1-7: NRM fragment to support RIM

Figure 4.2.1.1-8 shows the NRM fragment for pre-configured 5QIs in NG-RAN.

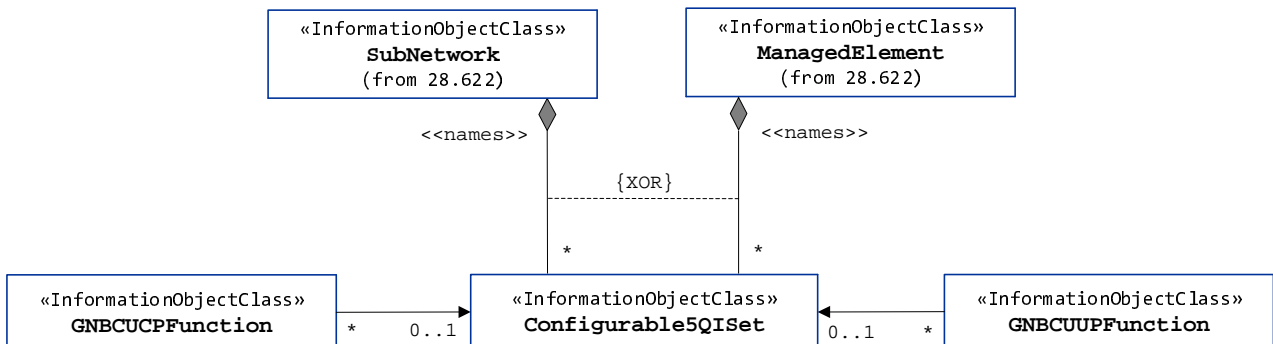


Figure 4.2.1.1-8: NRM fragment for pre-configured 5QIs in NG-RAN

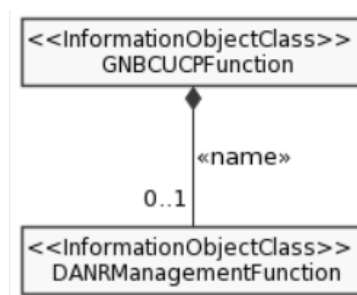


Figure 4.2.1.1-9: NRM fragment for DANR Management



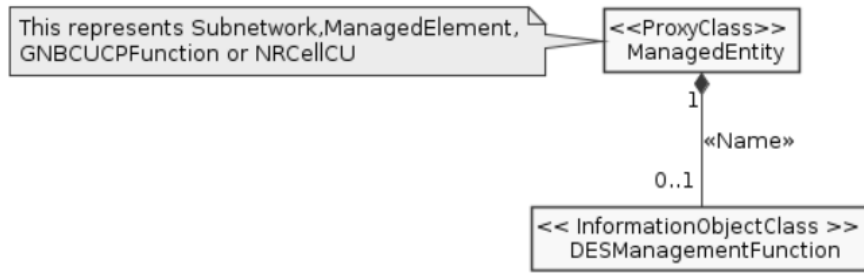


Figure 4.2.1.1-10: NRM fragment for DES Management




Figure 4.2.1.1-11: NRM fragment for DRACH Management

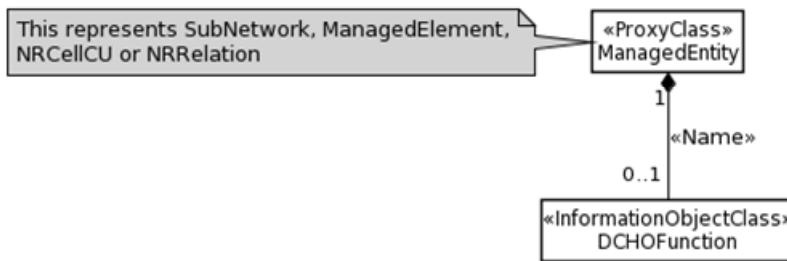


Figure 4.2.1.1-12: NRM fragment for DMRO Management

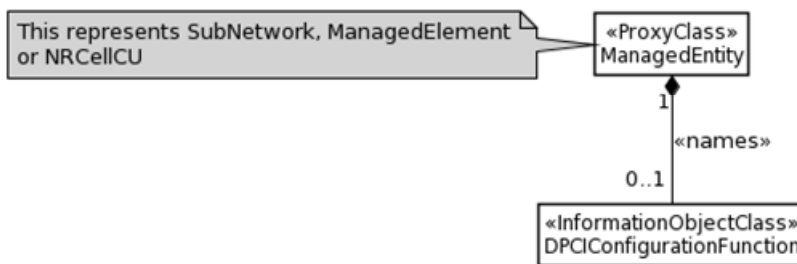


Figure 4.2.1.1-13: NRM fragment for DPCI Management

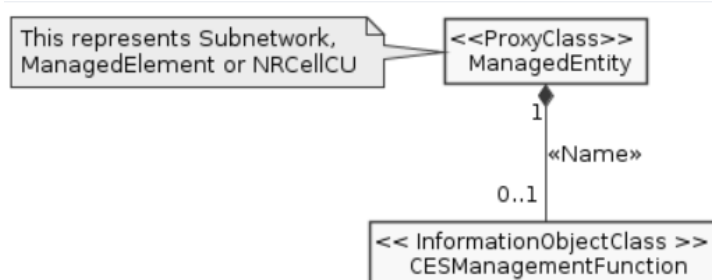


Figure 4.2.1.1-14: NRM fragment for CES Management

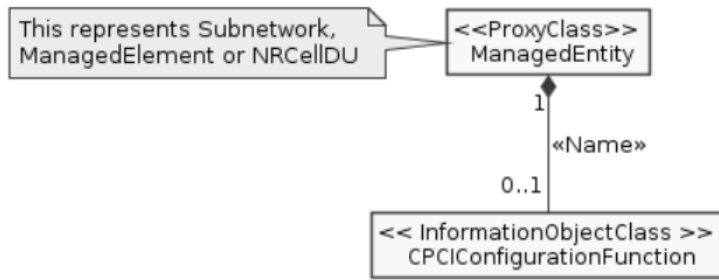


Figure 4.2.1.1-15: NRM fragment for CPCI Management

Figure 4.2.1.1-16 shows the NRM fragment for dynamically assigned 5QIs in NG-RAN.

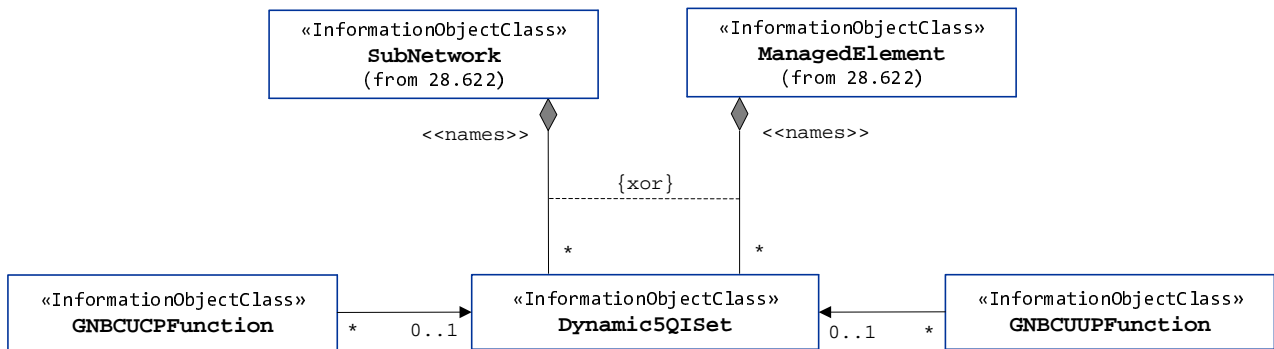


Figure 4.2.1.1-16: NRM fragment for dynamically assigned 5QIs in NG-RAN

### 4.2.1.2 Inheritance

This clause depicts the inheritance relationships.

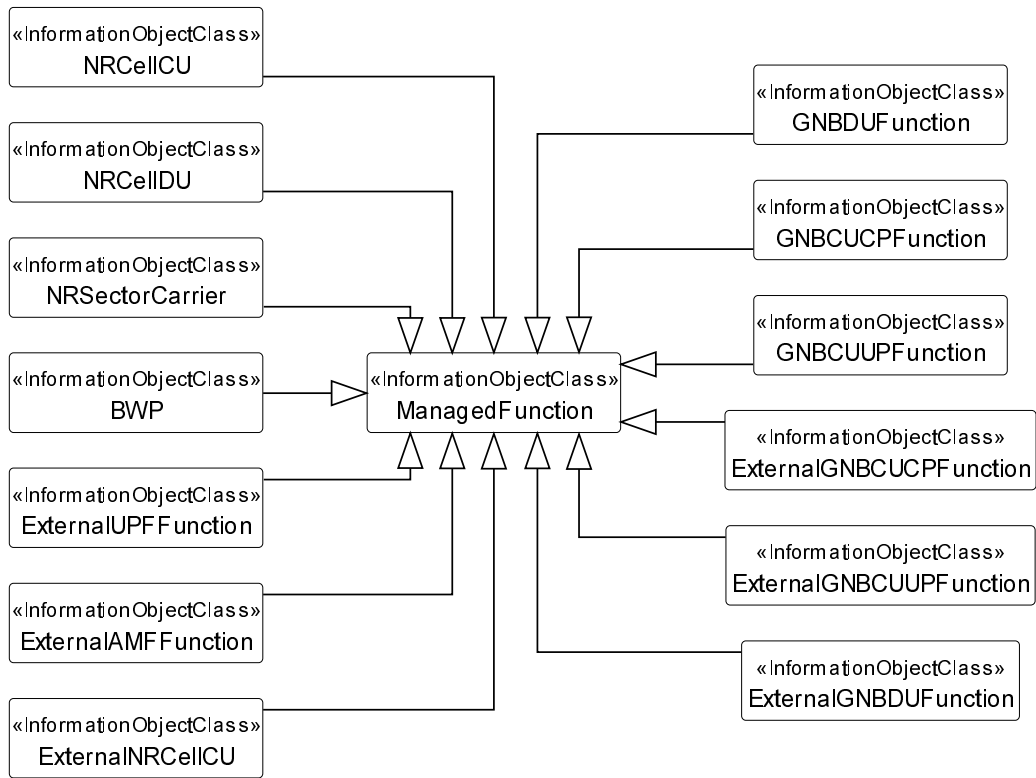
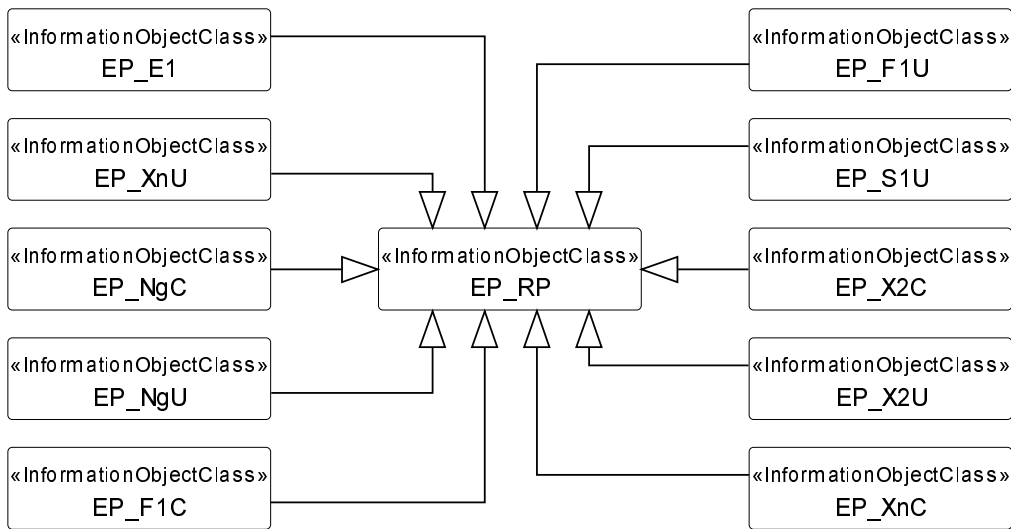


Figure 4.2.1.2-a: NR NRM fragment in all deployment scenarios



4.2.1.2-b: NRM fragment for EPs in all deployment scenarios

Figure

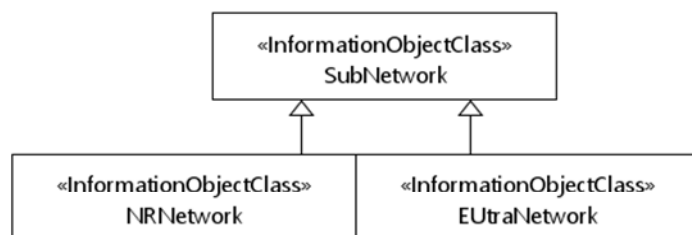


Figure 4.2.1.2-c: NRM fragment for NRNetwork, EUltraNetwork

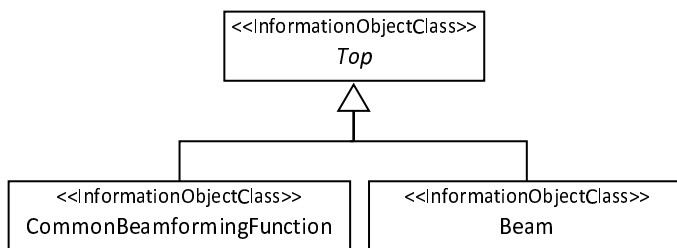


Figure 4.2.1.2-d: NRM fragment for Beam, CommonBeamformingFunction

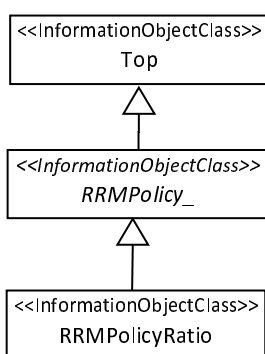


Figure 4.2.1.2-e: NRM fragment for RRM Policies

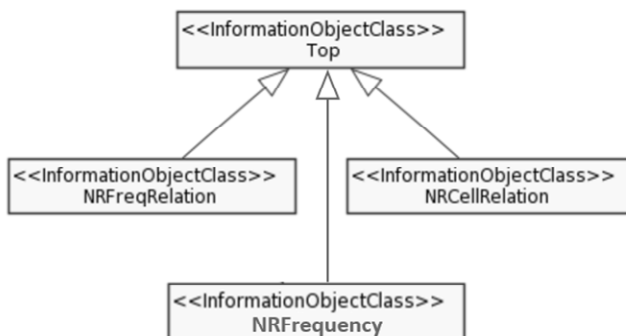


Figure 4.2.1.2-f: NRM fragment for NRFreqRelation, NRFrequency and NRCellRelation

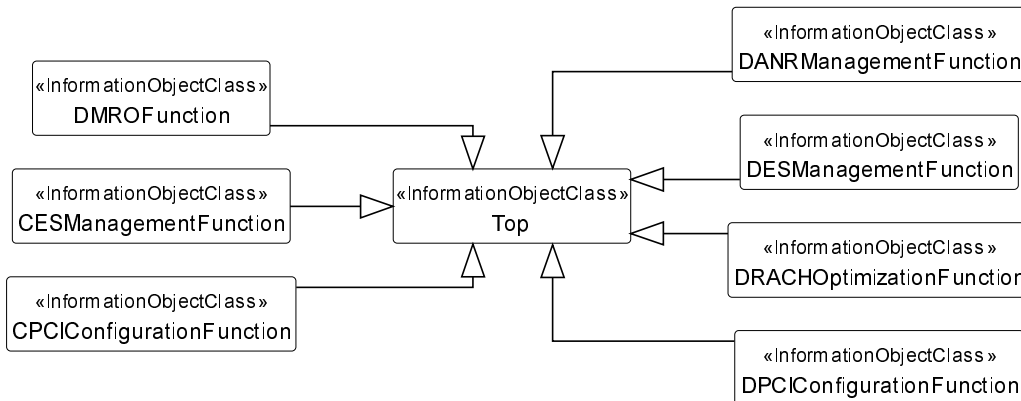


Figure 4.2.1.2-1: NRM fragment for C-SON, D-SON

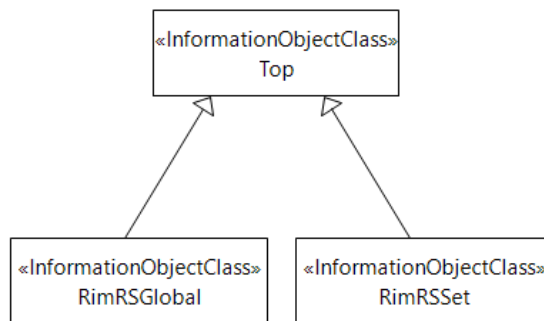


Figure 4.2.1.2-2: NRM fragment for RIM

### 4.3 Class definitions

#### 4.3.1 GNBDUFunction

##### 4.3.1.1 Definition

For non-split NG-RAN deployment scenario, this IOC together with GNBCUCPFunction IOC and GNBCUUPFunction IOC provide the management of gNB defined in clause 6.1.1 in 3GPP TS 38.401 [4].

For 2-split and 3-split NG-RAN architecture, this IOC provides the management representation of gNB-DU defined in clause 6.1.1 in 3GPP TS 38.401 [4].

The following table identifies the necessary end points required for the representation of gNB and en-gNB, of all deployment scenarios.

Role	Req	End point requirement for 3-split deployment scenario	End point requirement for 2-split deployment scenario	End point requirement for Non-split deployment scenario
gNB		<<IOC>>EP_F1C, <<IOC>>EP_F1U	<<IOC>>EP_F1C, <<IOC>>EP_F1U	None .
en-gNB		<<IOC>>EP_F1C, <<IOC>>EP_F1U	<<IOC>>EP_F1C, <<IOC>>EP_F1U	None .

### 4.3.1.2 Attributes

The GNBDUFunction IOC includes attributes inherited from ManagedFunction IOC (defined in 3GPP TS 28.622 [30]) and the following attributes:

Attribute name	S	isReadable	isWritable	isInvariant	isNotifiable
gNBDUId	M	T	T	F	T
gNBDUName	O	T	T	F	T
gNBId	M	T	T	F	T
gNBIdLength	M	T	T	F	T
rimRSReportConf	O	T	F	T	T

### 4.3.1.3 Attribute constraints

None.

### 4.3.1.4 Notifications

The common notifications defined in subclause 4.5 are valid for this IOC, without exceptions or additions.

## 4.3.2 GNBCUCPFunction

### 4.3.2.1 Definition

For non-split NG-RAN deployment scenario, this IOC together with GNBCUUPFunction IOC and GNBDUFunction IOC provide the management representation of gNB defined in clause 6.1.1 in 3GPP TS 38.401 [4].

For 2-split NG-RAN deployment scenario, this IOC together with GNBCUUPFunction IOC provide management representation of the gNB-CU defined in clause 6.1.1 in 3GPP TS 38.401 [4].

For 3-split NG-RAN deployment scenario, this IOC provides management representation of gNB-CU-CP defined in clause 6.1.2 in 3GPP TS 38.401 [4].

The following table identifies the necessary end points required for the representation of gNB and en-gNB, of all deployment scenarios.

Role	Req	End point requirement for 3-split deployment scenario	End point requirement for 2-split deployment scenario	End point requirement for Non-split deployment scenario
gNB		<<IOC>>EP_XnC, <<IOC>>EP_NgC, <<IOC>>EP_F1C, <<IOC>>EP_E1.	<<IOC>>EP_XnC, <<IOC>>EP_NgC, <<IOC>>EP_F1C.	<<IOC>>EP_XnC, <<IOC>>EP_NgC.
en-gNB		<<IOC>>EP_X2C, <<IOC>>EP_F1C, <<IOC>>EP_E1.	<<IOC>>EP_X2C, <<IOC>>EP_F1C.	<<IOC>>EP_X2C.

### 4.3.2.2 Attributes

The GNBCUCPFunction IOC includes attributes inherited from ManagedFunction IOC (defined in 3GPP TS 28.622 [30]) and the following attributes:

Attribute name	S	isReadable	isWritable	isInvariant	isNotifiable
gNBId	M	T	T	F	T
gNBIdLength	M	T	T	F	T
gNBCUName	O	T	T	F	T
pLMNId	M	T	T	T	T
x2BlackList	CM	T	T	F	T
x2WhiteList	CM	T	T	F	T

xnBlackList	M	T	T	F	T
xnWhiteList	M	T	T	F	T
x2XnHOBlackList	CM	T	T	F	T
mappingSetIDBackhaulAddressList	CM	T	T	F	T
tceIDMappingInfoList	CM	T	T	F	T
<b>Attribute related to role</b>					
configurable5QISetRef	O	T	T	F	T
dynamic5QISetRef	O	T	F	F	T

### 4.3.2.3 Attribute constraints

Name	Definition
x2BlackList	Condition: Multi-Radio Dual Connectivity with the EPC (see 3GPP TS 37.340 [9] clause 4.1.2) is supported.
x2WhiteList	Condition: Multi-Radio Dual Connectivity with the EPC (see 3GPP TS 37.340 [9] clause 4.1.2) is supported.
mappingSetIDBackhaulAddressList	Condition: Remote Interference Management function is supported.
tceIDMappingInfoList	Condition: MDT Function is supported.

### 4.3.2.4 Notifications

The common notifications defined in subclause 4.5 are valid for this IOC, without exceptions or additions.

## 4.3.3 GNBCUUPFunction

### 4.3.3.1 Definition

For non-split NG-RAN deployment scenario, this IOC together with GNBCUCPFunction IOC and GNBDUFunction IOC provide the management representation of gNB defined in clause 6.1.1 in 3GPP TS 38.401 [4].

For 2-split NG-RAN deployment scenario, this IOC together with GNBCUCPFunction IOC provide management representation of gNB-CU defined in clause 6.1.1 in 3GPP TS 38.401 [4].

For 3-split NG-RAN deployment scenario, this IOC provides management representation of gNB-CU-UP defined in clause 6.1.2 in 3GPP TS 38.401 [4].

The following table identifies the necessary end points required for the representation of gNB and en-gNB, of all deployment scenarios.

Req Role	End point requirement for 3-split deployment scenario	End point requirement for 2-split deployment scenario	End point requirement for Non-split deployment scenario
gNB	<<IOC>>EP_XnU, <<IOC>>EP_NgU, <<IOC>>EP_F1U, <<IOC>>EP_E1.	<<IOC>>EP_XnU, <<IOC>>EP_NgU, <<IOC>>EP_F1U.	<<IOC>>EP_XnU, <<IOC>>EP_NgU.
en-gNB	<<IOC>>EP_X2U, <<IOC>>EP_S1U, <<IOC>>EP_F1U, <<IOC>>EP_E1.	<<IOC>>EP_X2U, <<IOC>>EP_S1U, <<IOC>>EP_F1U.	<<IOC>>EP_X2U, <<IOC>>EP_S1U.

### 4.3.3.2 Attributes

The GNBCUUPFunction IOC includes attributes inherited from ManagedFunction IOC (defined in 3GPP TS 28.622 [30]) and the following attributes:

Attribute name	S	isReadable	isWritable	isInvariant	isNotifyable
gNBCUUPId	M	T	F	T	T
pLMNInfoList	M	T	T	F	T
gNBId	M	T	T	F	T
gNBIdLength	M	T	T	F	T
<b>Attribute related to role</b>					
configurable5QISetRef	O	T	T	F	T
dynamic5QISetRef	O	T	F	F	T

#### 4.3.3.3 Attribute constraints

None.

#### 4.3.3.4 Notifications

The common notifications defined in subclause 4.5 are valid for this IOC, without exceptions or additions.

### 4.3.4 NRCellCU

#### 4.3.4.1 Definition

This IOC represents the part of NR cell information that is responsible for the management of inter-cell mobility and neighbour relations via ANR.

#### 4.3.4.2 Attributes

The NRCellCU IOC includes attributes inherited from ManagedFunction IOC (defined in 3GPP TS 28.622 [30]) and the following attributes:

Attribute name	S	isReadable	isWritable	isInvariant	isNotifyable
cellLocalId	M	T	T	F	T
pLMNInfoList	M	T	T (Note)	F	T
<b>Attribute related to role</b>					
nRFRrequencyRef	M	T	F	F	T

NOTE: Whether the attribute "pLMNId" in the PLMNInfo can be writable depends on the implementation.

NOTE 1: Void.

NOTE 2: Void.

#### 4.3.4.3 Void

#### 4.3.4.4 Notifications

The common notifications defined in subclause 4.5 are valid for this IOC, without exceptions or additions.

### 4.3.5 NRCellDU

#### 4.3.5.1 Definition

This IOC represents the part of NR cell information that describes the specific resources instances.

An NR cell transmits SS/PBCH block and always requires downlink transmission at a certain carrier frequency with a certain channel bandwidth. Transmission may be performed from multiple sector-carriers using different transmission points, and these may be configured with different carrier frequencies and channel bandwidths, as long as they are aligned to the cell's downlink resource grids as defined in subclause 4.4 in 3GPP TS 38.211 [32]. The values of *arfcnDL* and *bsChannelBwDL* attributes define the resource grids which each sector-carrier needs to be aligned to.



See subclauses 5.3 and 5.4.2 of 3GPP TS 38.104 for definitions of BS channel bandwidth and NR-ARFCN, respectively.

An NR cell requires an uplink in order to provide initial access. In case of TDD, the values of `arfcnUL` and `bSChannelBwUL` have to always be set to the same values as for the corresponding DL attributes. For both FDD and TDD, the `arfcnUL` and `bSChannelBwUL` define uplink resource grids to which each sector-carrier needs to align to.

An NR cell can in addition be configured with a supplementary uplink, which has its own `arfcnSUL` and `bSChannelBwSUL`, which define resource grids for supplementary uplink sector-carriers.

Each of downlink, uplink and supplementary uplink (if configured) need an initial bandwidth part (BWP), which defines resources to be used by UEs during and immediately after initial access. Additional BWPs can be either configured or calculated by gNB internally and be applied to UEs dynamically by gNB based on e.g. UE capability and bandwidth need of each UE.

NOTE: Void

#### 4.3.5.2 Attributes

The `NRCelIDU` IOC includes attributes inherited from `ManagedFunction` IOC (defined in 3GPP TS 28.622 [30]) and the following attributes:

Attribute name	S	isReadable	isWritable	isInvariant	isNotifiable
<code>cellLocalId</code>	M	T	T	F	T
<code>operationalState</code>	M	T	F	F	T
<code>administrativeState</code>	M	T	T	F	T
<code>cellState</code>	M	T	F	F	T
<code>pLMNInfoList</code>	M	T	T	F	T
<code>nRPCI</code>	M	T	T	F	T
<code>nRTAC</code>	CM	T	T	F	T
<code>arfcnDL</code>	M	T	T	F	T
<code>arfcnUL</code>	CM	T	T	F	T
<code>arfcnSUL</code>	CM	T	T	F	T
<code>bSChannelBwDL</code>	M	T	T	F	T
<code>ssbFrequency</code>	CM	T	T	F	T
<code>ssbPeriodicity</code>	M	T	T	F	T
<code>ssbSubCarrierSpacing</code>	CM	T	T	F	T
<code>ssbOffset</code>	M	T	T	F	T
<code>ssbDuration</code>	M	T	T	F	T
<code>bSChannelBwUL</code>	CM	T	T	F	T
<code>bSChannelBwSUL</code>	CM	T	T	F	T
<code>rimRSMonitoringStartTime</code>	O	T	T	F	T
<code>rimRSMonitoringStopTime</code>	O	T	T	F	T
<code>rimRSMonitoringWindowDuration</code>	O	T	T	F	T
<code>rimRSMonitoringWindowStartingOffset</code>	O	T	T	F	T
<code>rimRSMonitoringWindowPeriodicity</code>	O	T	T	F	T
<code>rimRSMonitoringOccasionInterval</code>	O	T	T	F	T
<code>rimRSMonitoringOccasionStartingOffset</code>	O	T	T	F	T
<b>Attribute related to role</b>					
<code>nRSectorCarrierRef</code>	M	T	T	F	T
<code>bWPRef</code>	M	T	T	F	T
<code>nRFrequencyRef</code>	CO	T	T	F	T
<code>victimSetRef</code>	CM	T	T	F	T
<code>aggressorSetRef</code>	O	T	T	F	T
NOTE 1: No state propagation is implied.					
NOTE 2: Void					

#### 4.3.5.3 Attribute constraints

Name	Definition
<code>arfcnUL</code> S	Condition: The cell has an uplink (FDD or TDD)
<code>arfcnSUL</code> S	Condition: The cell has a supplementary uplink

bSChannelBwUL S	Condition: The cell has an uplink (FDD or TDD)
bSChannelBwSUL S	Condition: The cell has a supplementary uplink
nRFrequencyRef S	Condition: Non-split deployment scenario is supported
ssbFrequency S	Condition: nRFrequencyRef is not used
ssbSubCarrierSpacing S	Condition: nRFrequencyRef is not used
victimSetRef S	Condition: RIM feature is supported

#### 4.3.5.4 Notifications

The common notifications defined in subclause 4.5 are valid for this IOC, without exceptions or additions.

### 4.3.6 NRSectorCarrier

#### 4.3.6.1 Definition

This <<IOC>>NRSectorCarrier represents the resources of each transmission point associated to corresponding cell(s). These in general have different physical locations (of the antennae), and possibly different frequencies or bandwidths. The UE is not directly aware of which NRSectorCarrier resources the network uses for its connection.

An NR sector-carrier can have downlink, uplink or both as specified by txDirection. Attributes related to unavailable direction (DL or UL) shall not be set.

Additional NRSectorCarriers not directly associated to one cell only can also be configured.

If a value of arfcnDL, arfcnUL, bSChannelBwDL or bSChannelBwUL can be derived unambiguously from the referring cell, then that attribute needs not be present. That will not be possible if the NRSectorCarrier is used for supplementary uplink, if it is not directly associated to a cell, or if the sector-carrier uses only a part of the cell's channel bandwidth. Thus, at least in those cases the applicable attributes have to be present and their values need to be set.

#### 4.3.6.2 Attributes

The NRSectorCarrier IOC includes attributes inherited from ManagedFunction IOC (defined in 3GPP TS 28.622 [30]) and the following attributes:

Attribute name	S	isReadable	isWritable	isInvariant	isNotifyable
txDirection	M	T	T	F	T
configuredMaxTxPower	CM	T	T	F	T
configuredMaxTxEIRP	CM	T	T	F	T
arfcnDL	CM	T	T	F	T
arfcnUL	CM	T	T	F	T
bSChannelBwDL	CM	T	T	F	T
bSChannelBwUL	CM	T	T	F	T
<b>attribute related to role</b>					
sectorEquipmentFunctionRef	M	T	T	F	T

#### 4.3.6.3 Attribute constraints

Name	Definition
configuredMaxTxPower	Condition: The sector-carrier has a downlink. Configuration of Tx power at antenna port reference point is supported.
configuredMaxTxEIRP	Condition: The sector-carrier has a downlink. Configuration of emitted isotropic radiated power is supported.
arfcnDL	Condition: The sector-carrier has a downlink AND the value differs from the referring cell's value of arfcnDL.
arfcnUL	Condition: The sector-carrier has an uplink AND the value differs from the referring cell's value of arfcnUL.
bSChannelBwDL	Condition: The sector-carrier has a downlink AND the value differs from the referring cell's value of bSChannelBwDL.

bSChannelBwUL	Condition: The sector-carrier has an uplink AND the value differs from the referring cell's value of bSChannelBwUL.
---------------	---------------------------------------------------------------------------------------------------------------------

#### 4.3.6.4 Notifications

The common notifications defined in subclause 4.5 are valid for this IOC, without exceptions or additions.

### 4.3.7 BWP

#### 4.3.7.1 Definition

This IOC represents a Bandwidth Part (BWP) defined in 3GPP TS 38.211 [32], subclause 4.4.5. A bandwidth part is related to downlink, uplink or supplementary uplink resource grids, and is defined by its Subcarrier Spacing (SCS), cyclic prefix and location and size related to the common resource grid for the applicable SCS.

A BWP can be either an initial BWP used for initial access, or other ("regular") BWP configured for relevant UEs that support the BWP's characteristics.

#### 4.3.7.2 Attributes

The BWP IOC includes attributes inherited from ManagedFunction IOC (defined in 3GPP TS 28.622 [30]) and the following attributes:

Attribute name	S	isReadable	isWritable	isInvariant	isNotifyable
bwpContext	M	T	T	F	T
isInitialBwp	M	T	T	F	T
subCarrierSpacing	M	T	T	F	T
cyclicPrefix	M	T	T	F	T
startRB	M	T	T	F	T
numberOfRBs	M	T	T	F	T

#### 4.3.7.3 Attribute constraints

None.

#### 4.3.7.4 Notifications

The common notifications defined in subclause 4.5 are valid for this IOC, without exceptions or additions.

### 4.3.8 EP\_E1

#### 4.3.8.1 Definition

This IOC represents the local end point of the logical link, supporting E1 interface between gNB-CU-CP and gNB-CU-UP. The E1 interface is defined in 3GPP TS 38.401 [4].

#### 4.3.8.2 Attributes

The EP\_E1 IOC includes attributes inherited from EP\_RP IOC (defined in 3GPP TS 28.622 [30]) and the following attributes:

Attribute name	S	isReadable	isWritable	isInvariant	isNotifyable
localAddress	O	T	T	F	T
remoteAddress	O	T	T	F	T

### 4.3.8.3 Attribute constraints

None.

### 4.3.8.4 Notifications

The common notifications defined in subclause 4.5 are valid for this IOC, without exceptions or additions.

## 4.3.9 EP\_XnU

### 4.3.9.1 Definition

This IOC represents the one end-point of a logical link supporting the Xn user plane (Xn-U) interface. The Xn-U interface provides non-guaranteed delivery of user plane PDUs between two NG-RAN nodes. The user plane PDUs are carried on GTP-U/UDP/IP/Data link layer/Physical layer stack. See subclause 7.2 of 3GPP TS 38.420 [6].

### 4.3.9.2 Attributes

The EP\_XnU IOC includes attributes inherited from EP\_RP IOC (defined in 3GPP TS 28.622 [30]) and the following attributes:

Attribute name	S	isReadable	isWritable	isInvariant	isNotifiable
localAddress	O	T	T	F	T
remoteAddress	O	T	T	F	T

### 4.3.9.3 Attribute constraints

None.

### 4.3.9.4 Notifications

The common notifications defined in subclause 4.5 are valid for this IOC, without exceptions or additions.

## 4.3.10 EP\_NgC

### 4.3.10.1 Definition

This IOC represents the local end point of the control plane interface (NG-C) between the gNB and AMF. The transport network layer is built on IP transport. For the reliable transport of signalling messages, SCTP is added on top of IP. The application layer signalling protocol is referred to as NG-AP (NG Application Protocol).

3GPP TS 38.470 [7] noted that "one gNB-CU and a set of gNB-DUs are visible to other logical nodes as a gNB or an en-gNB where the gNB terminates the Xn and the NG interfaces, and the en-gNB terminates the X2 and the S1-U interfaces".

### 4.3.10.2 Attributes

The EP\_NgC IOC includes attributes inherited from EP\_RP IOC (defined in 3GPP TS 28.622 [30]) and the following attributes:

Attribute name	S	isReadable	isWritable	isInvariant	isNotifiable
localAddress	O	T	T	F	T
remoteAddress	O	T	T	F	T

### 4.3.10.3 Attribute constraints

None.

#### 4.3.10.4 Notifications

The common notifications defined in subclause 4.5 are valid for this IOC, without exceptions or additions.

### 4.3.11 EP\_NgU

#### 4.3.11.1 Definition

This IOC represents the local end point of the NG user plane (NG-U) interface between the gNB and UPF. The interface provides non-guaranteed delivery of user plane PDUs between the gNB and UPF. GTP-U is baseline for this interface.

3GPP TS 38.470 [7] noted that "one gNB-CU and a set of gNB-DUs are visible to other logical nodes as a gNB or an en-gNB where the gNB terminates the Xn and the NG interfaces, and the en-gNB terminates the X2 and the S1-U interfaces".

#### 4.3.11.2 Attributes

The EP\_NgU IOC includes attributes inherited from EP\_RP IOC (defined in 3GPP TS 28.622 [30]) and the following attributes:

Attribute name	S	isReadable	isWritable	isInvariant	isNotifiable
localAddress	O	T	T	F	T
remoteAddress	O	T	T	F	T
<b>Attribute related to role</b>					
epTransportRef	O	T	F	F	T

#### 4.3.11.3 Attribute constraints

None.

#### 4.3.11.4 Notifications

The common notifications defined in subclause 4.5 are valid for this IOC, without exceptions or additions.

### 4.3.12 EP\_F1C

#### 4.3.12.1 Definition

This IOC represents the local end point of the control plane interface (F1-C) between the gNB-DU and gNB-CU or gNB-CU-CP. The transport network layer is based on IP transport with the SCTP on top of IP. The application layer signalling protocol is referred to as NG-AP (NG Application Protocol). See subclause 7.1 of 3GPP TS 38.470 [7].

3GPP TS 38.470 [7] noted that "one gNB-CU and a set of gNB-DUs are visible to other logical nodes as a gNB or an en-gNB where the gNB terminates the Xn and the NG interfaces, and the en-gNB terminates the X2 and the S1-U interfaces".

#### 4.3.12.2 Attributes

The EP\_F1C IOC includes attributes inherited from EP\_RP IOC (defined in 3GPP TS 28.622 [30]) and the following attributes:

Attribute name	S	isReadable	isWritable	isInvariant	isNotifiable
localAddress	O	T	T	F	T
remoteAddress	O	T	T	F	T

### 4.3.12.3 Attribute constraints

None.

### 4.3.12.4 Notifications

The common notifications defined in subclause 4.5 are valid for this IOC, without exceptions or additions.

## 4.3.13 EP\_F1U

### 4.3.13.1 Definition

This IOC represents the local end point of the user plane interface (F1-U) between the gNB-DU and gNB-CU or gNB-CU-UP. The transport network layer is based on IP transport, with the UDP and GTP-U on top of IP.

3GPP TS 38.470 [7] noted that "one gNB-CU and a set of gNB-DUs are visible to other logical nodes as a gNB or an en-gNB where the gNB terminates the Xn and the NG interfaces, and the en-gNB terminates the X2 and the S1-U interfaces".

### 4.3.13.2 Attributes

The EP\_F1U IOC includes attributes inherited from EP\_RP IOC (defined in 3GPP TS 28.622 [30]) and the following attributes:

Attribute name	S	isReadable	isWritable	isInvariant	isNotifyable
localAddress	O	T	T	F	T
remoteAddress	O	T	T	F	T

### 4.3.13.3 Attribute constraints

None.

### 4.3.13.4 Notifications

The common notifications defined in subclause 4.5 are valid for this IOC, without exceptions or additions.

## 4.3.14 EP\_S1U

### 4.3.14.1 Definition

This IOC represents the local end point of the logical link, supporting S1-U interface towards a S-GW node. The S1-U interface is defined in 3GPP TS 36.410 [14].

### 4.3.14.2 Attributes

The EP\_S1U IOC includes attributes inherited from EP\_RP IOC (defined in 3GPP TS 28.622 [30]) and the following attributes:

Attribute name	S	isReadable	isWritable	isInvariant	isNotifyable
localAddress	O	T	T	F	T
remoteAddress	O	T	T	F	T

### 4.3.14.3 Attribute constraints

None.

#### 4.3.14.4 Notifications

The common notifications defined in subclause 4.5 are valid for this IOC, without exceptions or additions.

### 4.3.15 EP\_X2C

#### 4.3.15.1 Definition

This IOC represents the local end point of the logical link, supporting X2-C application protocols used in EN-DC, to a neighbour eNB or en-gNB node, which is defined in 3GPP TS 36.423 [15]. EN-DC is defined in 3GPP TS 37.340 [9].

#### 4.3.15.2 Attributes

The EP\_X2C IOC includes attributes inherited from EP\_RP IOC (defined in 3GPP TS 28.622 [30]) and the following attributes:

Attribute name	S	isReadable	isWritable	isInvariant	isNotifyable
localAddress	O	T	T	F	T
remoteAddress	O	T	T	F	T

#### 4.3.15.3 Attribute constraints

None.

#### 4.3.15.4 Notifications

The common notifications defined in subclause 4.5 are valid for this IOC, without exceptions or additions.

### 4.3.16 EP\_X2U

#### 4.3.16.1 Definition

This IOC represents the local end-point of a logical link supporting the X2 user plane (X2-U) interface used in EN-DC, which is defined in 3GPP TS 36.425 [16].

#### 4.3.16.2 Attributes

The EP\_X2U IOC includes attributes inherited from EP\_RP IOC (defined in 3GPP TS 28.622 [30]) and the following attributes:

Attribute name	S	isReadable	isWritable	isInvariant	isNotifyable
localAddress	O	T	T	F	T
remoteAddress	O	T	T	F	T

#### 4.3.16.3 Attribute constraints

None.

#### 4.3.16.4 Notifications

The common notifications defined in subclause 4.5 are valid for this IOC, without exceptions or additions.

## 4.3.17 EP\_XnC

### 4.3.17.1 Definition

This IOC represents the local gNB node end point of the logical link, supporting Xn Application protocols, to a neighbour NG-RAN node (including gNB and ng-eNB). The Xn Application PDUs are carried over SCTP/IP/Data link layer/Physical layer stack. See subclause 7 of 3GPP TS 38.420 [6].

### 4.3.17.2 Attributes

The EP\_XnC IOC includes attributes inherited from EP\_RP IOC (defined in 3GPP TS 28.622 [30]) and the following attributes:

Attribute name	S	isReadable	isWritable	isInvariant	isNotifyable
localAddress	O	T	T	F	T
remoteAddress	O	T	T	F	T

### 4.3.17.3 Attribute constraints

None

### 4.3.17.4 Notifications

The common notifications defined in subclause 4.5 are valid for this IOC, without exceptions or additions.

## 4.3.18 ExternalGNBCUCPFunction

### 4.3.18.1 Definition

This IOC represents the properties, known by the management function, of a GNBCUCPFunction managed by another management function. For more information about GNBCUCPFunction, see subclause 4.3.2.

### 4.3.18.2 Attributes

The ExternalGNBCUCPFunction includes attributes inherited from ManagedFunction IOC (defined in 3GPP TS 28.622 [30]) and the following attributes:

Attribute name	S	isReadable	isWritable	isInvariant	isNotifyable
gNBId	M	T	T	F	T
gNBIdLength	M	T	T	F	T
plMNId	M	T	T	F	T

### 4.3.18.3 Attribute constraints

None.

### 4.3.18.4 Notifications

The common notifications defined in subclause 4.5 are valid for this IOC, without exceptions or additions.



## 4.3.19 ExternalGNBCUUPFunction

### 4.3.19.1 Definition

This IOC represents the properties, known by the management function, of a `GNBCUUPFunction` managed by another management function. For more information about `GNBCUUPFunction`, see subclause 4.3.3.

### 4.3.19.2 Attributes

The `ExternalGNBCUUPFunction` includes attributes inherited from `ManagedFunction` IOC (defined in 3GPP TS 28.622 [30]) and the following attributes:

Attribute name	S	isReadable	isWritable	isInvariant	isNotifyable
<code>gNBId</code>	M	T	T	F	T
<code>gNBIdLength</code>	M	T	T	F	T

### 4.3.19.3 Attribute constraints

None.

### 4.3.19.4 Notifications

The common notifications defined in subclause 4.5 are valid for this IOC, without exceptions or additions.

## 4.3.20 ExternalGNBDUFunction

### 4.3.20.1 Definition

This IOC represents the properties, known by the management function, of a `GNBDUFunction` managed by another management function. For more information about `GNBDUFunction`, see subclause 4.3.1.

### 4.3.20.2 Attributes

The `ExternalGNBDUFunction` includes attributes inherited from `ManagedFunction` IOC (defined in 3GPP TS 28.622 [30]) and the following attributes:

Attribute name	S	isReadable	isWritable	isInvariant	isNotifyable
<code>gNBId</code>	M	T	T	T	T
<code>gNBIdLength</code>	M	T	T	F	T

### 4.3.20.3 Attribute constraints

None.

### 4.3.20.4 Notifications

The common notifications defined in subclause 4.5 are valid for this IOC, without exceptions or additions.

## 4.3.21 ExternalUPFFunction

### 4.3.21.1 Definition

This IOC represents the properties, known by the management function, of a `UPFFunction` managed by another management function. For more information about `UPFFunction`, see subclause 5.3.3.

### 4.3.21.2 Attributes

The ExternalUPFFunction includes attributes inherited from ManagedFunction IOC (defined in 3GPP TS 28.622 [30]) and the following attributes:

Attribute name	S	isReadable	isWritable	isInvariant	isNotifiable

### 4.3.21.3 Attribute constraints

None.

### 4.3.21.4 Notifications

The common notifications defined in subclause 4.5 are valid for this IOC, without exceptions or additions.

## 4.3.22 ExternalAMFFunction

### 4.3.22.1 Definition

This IOC represents the properties, known by the management function, of an AMFFunction managed by another management function. For more information about AMFFunction, see subclause 5.3.

### 4.3.22.2 Attributes

The ExternalAMFFunction includes attributes inherited from ManagedFunction IOC (defined in 3GPP TS 28.622 [30]) and the following attributes:

Attribute name	S	isReadable	isWritable	isInvariant	isNotifiable

### 4.3.22.3 Attribute constraints

None

### 4.3.22.4 Notifications

The common notifications defined in subclause 4.5 are valid for this IOC, without exceptions or additions.

## 4.3.23 Void

## 4.3.24 ENBFunction <<ProxyClass>>

### 4.3.24.1 Definition

This IOC represents an <<IOC>>ENBFunction and <<IOC>>ExternalENBFunction.

### 4.3.24.2 Attributes

See that defined in <<IOC>>ENBFunction and <<IOC>>ExternalENBFunction.

### 4.3.24.3 Attribute constraints

See that defined in <<IOC>>ENBFunction and <<IOC>>ExternalENBFunction.

#### 4.3.24.4 Notifications

See respective IOCs.

### 4.3.25 GNBCUCPFunction <<ProxyClass>>

#### 4.3.25.1 Definition

This IOC represents an <<IOC>>GNBCUCPFunction and <<IOC>>ExternalGNBCUCPFunction.

#### 4.3.25.2 Attributes

See that defined in <<IOC>>GNBCUCPFunction and <<IOC>>ExternalGNBCUCPFunction.

#### 4.3.25.3 Attribute constraints

See respective IOCs.

#### 4.3.25.4 Notifications

See respective IOCs.

### 4.3.26 GNBCUUPFunction <<ProxyClass>>

#### 4.3.26.1 Definition

This IOC represents an <<IOC>>GNBCUUPFunction and <<IOC>>ExternalGNBCUUPFunction.

#### 4.3.26.2 Attributes

See that defined in <<IOC>>GNBCUUPFunction and <<IOC>>ExternalGNBCUUPFunction.

#### 4.3.26.3 Attribute constraints

See that defined in <<IOC>>GNBCUUPFunction and <<IOC>>ExternalGNBCUUPFunction.

#### 4.3.26.4 Notifications

See respective IOCs.

### 4.3.27 GNBDUFunction <<ProxyClass>>

#### 4.3.27.1 Definition

This IOC represents an <<IOC>>GNBDUFunction and <<IOC>>ExternalGNBDUFunction.

#### 4.3.27.2 Attributes

See that defined in <<IOC>>GNBDUFunction and <<IOC>>ExternalGNBDUFunction.

#### 4.3.27.3 Attribute constraints

See that defined in <<IOC>>GNBDUFunction and <<IOC>>ExternalGNBDUFunction.

#### 4.3.27.4 Notifications

See respective IOCs.

### 4.3.28 ServingGWFunction <<ProxyClass>>

#### 4.3.28.1 Definition

This IOC represents an <<IOC>>ServingGWFunction and <<IOC>>ExternalServingGWFunction.

#### 4.3.28.2 Attributes

See that defined in <<IOC>>ServingGWFunction and <<IOC>>ExternalServingGWFunction.

#### 4.3.28.3 Attribute constraints

See that defined in <<IOC>>ServingGWFunction and <<IOC>>ExternalServingGWFunction.

#### 4.3.28.4 Notifications

See respective IOCs.

### 4.3.29 UPFFunction <<ProxyClass>>

#### 4.3.29.1 Definition

This IOC represents an <<IOC>>UPFFunction and <<IOC>>ExternalUPFFunction.

#### 4.3.29.2 Attributes

See that defined in <<IOC>>UPFFunction and <<IOC>>ExternalUPFFunction.

#### 4.3.29.3 Attribute constraints

See that defined in <<IOC>>UPFFunction and <<IOC>>ExternalUPFFunction.

#### 4.3.29.4 Notifications

See respective IOCs.

### 4.3.30 AMFFunction <<ProxyClass>>

#### 4.3.30.1 Definition

This IOC represents an <<IOC>>AMFFunction and <<IOC>>ExternalAMFFunction.

#### 4.3.30.2 Attributes

See that defined in <<IOC>>AMFFunction and <<IOC>>ExternalAMFFunction.

#### 4.3.30.3 Attribute constraints

See that defined in <<IOC>>AMFFunction and <<IOC>>ExternalAMFFunction.

#### 4.3.30.4 Notifications

See respective IOCs.

#### 4.3.31 Void

#### 4.3.32 NRCellRelation

##### 4.3.32.1 Definition

This IOC represents a neighbour cell relation from a source cell to a target cell, where the target cell is an NRCellCU or ExternalNRCellCU instance.

The source cell can be a NRCellCU instance. This is the case for an Intra-NR neighbour cell relation.

The source cell can be a EUTranGenericCell instance. This is the case for Inter-LTE-NR neighbour cell relation, from E-UTRAN to NR. See 3GPP TS 28.658 [19].

Neighbour cell relations are unidirectional.

##### 4.3.32.2 Attributes

The NRCellRelation IOC includes attributes inherited from Top IOC (defined in 3GPP TS 28.622 [30]) and the following attributes:

Attribute name	S	isReadable	isWritable	isInvariant	isNotifyable
nRTCI	O	T	T	F	T
cellIndividualOffset	M	T	T	F	T
isRemoveAllowed	CM	T	T	F	T
isHOAllowed	CM	T	T	F	T
isESCoveredBy	CM	T	T	F	T
isENDCAAllowed	CM	T	T	F	T
<b>attribute related to role</b>					
nRFreqRelationRef	M	T	T	F	T
adjacentNRCellRef	M	T	T	F	T

##### 4.3.32.3 Attribute constraints

Name	Definition
isRemoveAllowed	Condition: ANR function is supported in the source cell.
isHOAllowed	Condition: ANR function is supported in the source cell.
isESCoveredBy	Condition: Energy Saving function is supported.
isENDCAAllowed	Condition: Multi-Radio Dual Connectivity with the EPC (see 3GPP TS 37.340 [9] clause 4.1.2) is supported.

##### 4.3.32.4 Notifications

The common notifications defined in subclause 4.5 are valid for this IOC, without exceptions or additions.

#### 4.3.33 NRFreqRelation

##### 4.3.33.1 Definition

This IOC, together with the target NRFrequency, represents the frequency properties applicable to the referencing NRCellRelation.

### 4.3.33.2 Attributes

The NRFreqRelation IOC includes attributes inherited from Top IOC (defined in 3GPP TS 28.622 [30]) and the following attributes:

Attribute name	S	isReadable	isWritable	isInvariant	isNotifiable
offsetMO	O	T	T	F	F
blackListEntry	O	T	T	F	F
blackListEntryIdleMode	O	T	T	F	F
cellReselectionPriority	O	T	T	F	F
cellReselectionSubPriority	O	T	T	F	F
pMax	O	T	T	F	F
qOffsetFreq	O	T	T	F	F
qQualMin	O	T	T	F	F
qRxLevMin	M	T	T	F	F
threshXHighP	M	T	T	F	F
threshXHighQ	CM	T	T	F	F
threshXLowP	M	T	T	F	F
threshXLowQ	CM	T	T	F	F
tReselectionNr	M	T	T	F	F
tReselectionNRSfHigh	O	T	T	F	F
tReselectionNRSfMedium	O	T	T	F	F
<b>attribute related to role</b>					
nRFrequencyRef	M	T	T	F	F

### 4.3.33.3 Attribute constraints

Name	Definition
threshXHighQ	Condition: RSRQ used in SIB4.
threshXLowQ	Condition: RSRQ used in SIB4.

### 4.3.33.4 Notifications

The common notifications defined in subclause 4.5 are valid for this IOC, without exceptions or additions.

### 4.3.34 Void

## 4.3.35 ExternalNRCellCU

### 4.3.35.1 Definition

This abstract IOC represents the properties of an NRCellCU controlled by another Management Service Provider. This IOC contains necessary attributes for inter-system and intra-system handover. It also contains a subset of the attributes of related IOCs controlled by Management Service Provider. The way to maintain consistency between the attribute values of these IOCs is outside the scope of the present document.

### 4.3.35.2 Attributes

The ExternalNRCellCU IOC includes attributes inherited from ManagedFunction IOC (defined in 3GPP TS 28.622 [30]) and the following attributes:

Attribute name	S	isReadable	isWritable	isInvariant	isNotifiable
cellLocalId	M	T	T	F	T
nRPCI	M	T	T	F	T
plmnIdList	M	T	T	F	T
<b>attribute related to role</b>					
nRFrequencyRef	M	T	T	F	T

### 4.3.35.3 Attribute constraints

None.

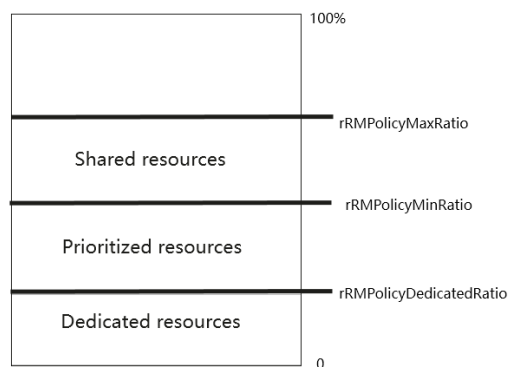
### 4.3.35.4 Notifications

The common notifications defined in subclause 4.5 are valid for this IOC, without exceptions or additions.

## 4.3.36 RRMPolicyRatio

### 4.3.36.1 Definition

This IOC represents the properties of RRMPolicyRatio. RRMPolicyRatio is one realization of abstract RRMPolicy\_IOC. RRMPolicyRatio has three attributes, apart from those inherited (DN, resourceType, rRMPolicyMemberList).



**Figure 4.3.36-1 Structure of RRMPolicyRatio**

- The attribute `rRMPolicyMaxRatio` defines the maximum resource usage quota for the associated `rRMPolicyMemberList`, including at least one of shared resources, prioritized resources and dedicated resources. The sum of the 'rRMPolicyMaxRatio' values assigned to all RRMPolicyRatio(s) name-contained by same ManagedEntity can be greater than 100.
- The attribute `rRMPolicyMinRatio` defines the minimum resource usage quota for the associated RRMPolicyMemberList, including at least one of prioritized resources and dedicated resources, which means the resources quota that need to be guaranteed for use by the associated rRMPolicyMemberList. The sum of the 'rRMPolicyMinRatio' values assigned to all RRMPolicyRatio(s) name-contained by same ManagedEntity shall be less than or equal to 100.
- The attribute `rRMPolicyDedicatedRatio` defines the dedicated resource usage quota for the RRMPolicyMemberList, including dedicated resources. The sum of the 'rRMPolicyDedicatedRatio' values assigned to all RRMPolicyRatio(s) name-contained by same ManagedEntity shall be less than or equal to 100.

The following are the definition for above mentioned three resource categories:

- **Shared resources:** means the resources that are shared with other rRMPolicyMemberList(s) (i.e. the rRMPolicyMemberList(s) defined in RRMPolicyRatio(s) name-contained by the same ManagedEntity). The shared resources are not guaranteed for use by the associated rRMPolicyMemberList. The shared resources quota is represented by  $[rRMPolicyMaxRatio - rRMPolicyMinRatio]$ .
- **Prioritized resources:** means the resources are preferentially used by the associated RRMPolicyMemberList. These resources are guaranteed for use by the associated RRMPolicyMemberList when it needs to use them. When not used, these resources may be used by other rRMPolicyMemberList(s) (i.e. the rRMPolicyMemberList(s) defined in RRMPolicyRatio(s) name-contained by the same ManagedEntity). The prioritized resources quota is represented by  $[rRMPolicyMinRatio - rRMPolicyDedicatedRatio]$ .

- **Dedicated resources:** means the resources are dedicated for use by the associated RRMPolicyMemberList. These resources can not be shared even if the associated RRMPolicyMember does not use them. The Dedicated resources quota is represented by [rRMPolicyDedicatedRatio].

#### 4.3.36.2 Attributes

The RRMPolicyRatio IOC includes attributes inherited from *RRMPolicy\_ IOC* (defined in clause 4.3.43) and the following attributes:

Attribute name	S	isReadable	isWritable	isInvariant	isNotifiable
rRMPolicyMaxRatio	M	T	T	F	T
rRMPolicyMinRatio	M	T	T	F	T
rRMPolicyDedicatedRatio	O	T	T	F	T

#### 4.3.36.3 Attribute constraints

None

#### 4.3.36.4 Notifications

The common notifications defined in subclause 4.5 are valid for this IOC, without exceptions or additions.

### 4.3.37 S-NSSAI <<dataType>>

#### 4.3.37.1 Definition

This data type represents an S-NSSAI. An NSSAI is a set of supported S-NSSAI(s), an S-NSSAI is comprised of an SST (Slice/Service type) and an optional SD (Slice Differentiator) field, (See 3GPP TS 23.003 [13]).

#### 4.3.37.2 Attributes

Attribute name	S	isReadable	isWritable	isInvariant	isNotifiable
sST	M	T	T	F	T
sD	O	T	T	F	T

#### 4.3.37.3 Attribute constraints

None

#### 4.3.37.4 Notifications

The subclause 4.5 of the <<IOC>> using this <<dataType>> as one of its attributes, shall be applicable.

### 4.3.38 NRFrequency

#### 4.3.38.1 Definition

This IOC represents certain NR frequency properties.

#### 4.3.38.2 Attributes

The NRFrequency IOC includes attributes inherited from Top IOC (defined in 3GPP TS 28.622 [30]) and the following attributes:

Attribute name	S	isReadable	isWritable	isInvariant	isNotifiable
absoluteFrequencySSB	M	T	T	F	T



sSBSubCarrierSpacing	M	T	T	F	T
multiFrequencyBandListNR	O	T	F	F	T

#### 4.3.38.3 Attribute constraints

None.

#### 4.3.38.4 Notifications

The common notifications defined in subclause 4.5 are valid for this IOC, without exceptions or additions.

### 4.3.39 CommonBeamformingFunction

#### 4.3.39.1 Definition

This <<IOC>>CommonBeamformingFunction represents common beamforming functionality (eg: SSB beams) for the NRSectorCarrier.

The CommonBeamformingFunction provides capability to configure the advanced antenna for a sector carrier. The configuration capability is provided by selection of coverageShape, digitalTilt and digitalAzimuth. These attributes represent the wanted coverage area and radiation pattern on a sector carrier related to an antenna transmission point.

This configuration capability assumes the system shall handle configuration of SSB beams within the sector carrier. Individual SSB beams within a sector carrier cannot be independently configured as this depends on many conditions and constraints, for instance TDD patterns, allocations of PRACH occasions, SIB1 and mobility considerations.

The associated <<IOC>> Beam provides information beam direction and beam width for the associated SSB beams as a result of the configuration. The beams addressed in this definition are the common beams. There may be more than one beam per CommonBeamformingFunction for the NRSectorCarrier.

#### 4.3.39.2 Attributes

The CommonBeamformingFunction IOC includes attributes inherited from Top IOC (defined in 3GPP TS 28.622 [30]) and the following attributes:

Attribute name	S	isReadable	isWritable	isInvariant	isNotifyable
coverageShape	M	T	T	F	T
digitalTilt	M	T	T	F	T
digitalAzimuth	M	T	T	F	T

#### 4.3.39.3 Attribute constraints

None.

#### 4.3.39.4 Notifications

The common notifications defined in subclause 4.5 are valid for this IOC, without exceptions or additions.

### 4.3.40 Beam

#### 4.3.40.1 Definition

This <<IOC>>Beam represents the per-Beam information required for, e.g. beam performance management utilizing measurements generated in the RAN. TS 38.104 [12] relates to beam transmission, 3GPP TS TS 38.215 [55] to beam measurements, and TS 38.331 [54] to reporting of those measurements and associated beam failure Information Elements, subclauses 5.5.3, 5.5.5.2, 6.3.2. 6.2.2.

Measurements on common beams may be correlated with associated spatial beam information to assist use cases like troubleshooting performance problems, or SON functions like Coverage & Capacity Optimization.

<<IOC>>Beam can have spatial attributes of horizontal/azimuth (i.e. Phi  $\phi$ -axis) and vertical/tilt (i.e. Theta  $\theta$ -axis) beam pointing direction and beam width attributes. There may be more than one beam per CommonBeamformingFunction for an NRSectorCarrier. Informational note, beam direction and width are characteristics - a representation - of directional energy vectors.

#### 4.3.40.2 Attributes

The Beam IOC includes attributes inherited from Top IOC (defined in 3GPP TS 28.622 [30]) and the following attributes:

Attribute name	S	isReadable	isWritable	isInvariant	isNotifiable
beamIndex	M	T	F	F	T
beamType	O	T	F	F	T
beamAzimuth	CM	T	F	F	T
beamTilt	CM	T	F	F	T
beamHorizWidth	CM	T	F	F	T
beamVertWidth	CM	T	F	F	T

#### 4.3.40.3 Attribute constraints

Name	Definition
beamAzimuth S	Condition: The beamType is "SSB-BEAM" and Supported by Equipment
beamTilt S	Condition: The beamType is "SSB-BEAM" and Supported by Equipment
beamHorizWidth S	Condition: The beamType is "SSB-BEAM" and Supported by Equipment
beamVertWidth S	Condition: The beamType is "SSB-BEAM" and Supported by Equipment

### 4.3.41 PLMNInfo <<dataType>>

#### 4.3.41.1 Definition

This <<dataType>> represents the PLMN supported by the <<IOC>> using this <<dataType>> as one of its attributes. In case of network slicing feature is supported, this <<dataType>> also represents the S-NSSAI in the PLMN supported by the <<IOC>> using this <<dataType>> as one of its attributes.

#### 4.3.41.2 Attributes

Attribute name	S	isReadable	isWritable	isInvariant	isNotifiable
pLMNId	M	T	T	F	T
sNSSAI	CM	T	T	F	T

#### 4.3.41.3 Attribute constraints

Name	Definition
sNSSAI S	Condition: Network slicing feature is supported.

#### 4.3.41.4 Notifications

The <<IOC>> using this <<dataType>> as one of its attributes, shall be applicable.

## 4.3.42 RRMPolicyMember <<dataType>>

### 4.3.42.1 Definition

This <<dataType>> represents an RRM Policy member that will be part of a `rRRMPolicyMemberList`. A `RRMPolicyMember` is defined by its `pLMNId` and `sNSSAI` (S-NSSAI). The members in a `rRRMPolicyMemberList` is assigned a specific amount of RRM resources based on settings in `RRMPolicy_`.

### 4.3.42.2 Attributes

Attribute name	S	isReadable	isWritable	isInvariant	isNotifiable
<code>pLMNId</code>	M	T	T	F	T
<code>sNSSAI</code>	CM	T	T	F	T

### 4.3.42.3 Attribute constraints

Name	Definition
<code>sNSSAI S</code>	Condition: Network slicing is supported

### 4.3.42.4 Notifications

The common notifications defined in subclause 4.5 are valid for this IOC, without exceptions or additions.

## 4.3.43 *RRMPolicy\_*

### 4.3.43.1 Definition

This IOC represents the properties of an abstract `RRMPolicy`. The `RRMPolicy_` IOC needs to be subclassed to be instantiated. It defines two attributes apart from those inherited from TOP IOC, the `resourceType` attribute defines type of resource (PRB, RRC connected users, DRB usage etc.) and the `rRRMPolicyMemberList` attribute defines the `RRMPolicyMember(s)` that is subject to this policy. An RRM resource (defined in `resourceType` attribute) is located in `NRCe11DU`, `NRCe11CU`, `GNBDUFunction`, `GNBCUCPFFunction` or in `GNBCUUPFunction`. The `RRMPolicyRatio` IOC is one realization of a `RRMPolicy_` IOC, see the inheritance in Figure 4.2.1.2-1. This RRM framework allows adding new policies, both standardized or as vendor specific, by inheriting from the abstract `RRMPolicy_` IOC.

### 4.3.43.2 Attributes

The `RRMPolicy_` IOC have the following attributes, apart from those inherited from TOP IOC (defined in 3GPP TS 28.622 [30]):

Attribute name	S	isReadable	isWritable	isInvariant	isNotifiable
<code>resourceType</code>	M	T	T	F	T
<code>rRRMPolicyMemberList</code>	M	T	T	F	T

### 4.3.43.3 Attribute constraints

None.

### 4.3.43.4 Notifications

The common notifications defined in subclause 4.5 are valid for this IOC, without exceptions or additions.

## 4.3.44 RRMPolicyManagedEntity <<ProxyClass>>

### 4.3.44.1 Definition

This represents an <<IOC>>NRCellCU, or an <<IOC>>NRCellDU or an <<IOC>>GNBCUUPFunction, or an <<IOC>>GNBCUCPFunction, or an <<IOC>>GNBDUFunction.

If <<IOC>>NRCellCU is used, which means that a RRMPolicy shall be applied to an RRM resource in the NRCellCU. The possible RRM resource(s) owned by NRCellCU is defined in the resourceType attribute.

If <<IOC>>NRCellDU is used, which means that a RRMPolicy shall be applied to an RRM resource in the NRCellDU. The possible RRM resource(s) owned by NRCellDU is defined in the resourceType attribute.

If <<IOC>>GNBCUUPFunction is used, which means that a RRMPolicy shall be applied to an RRM resource in the GNBCUUPFunction. The possible RRM resource(s) owned by GNBCUUPFunction is defined in the resourceType attribute.

If <<IOC>>GNBCUCPFunction is used, which means that a RRMPolicy shall be applied to an RRM resource in the GNBCUCPFunction. The possible RRM resource(s) owned by GNBCUCPFunction is defined in the resourceType attribute.

If <<IOC>>GNBDUFunction is used, which means that a RRMPolicy shall be applied to an RRM resource in the GNBDUFunction. The possible RRM resource(s) owned by GNBDUFunction is defined in the resourceType attribute.

### 4.3.44.2 Attributes

See that defined in <<IOC>>NRCellCU, <<IOC>>NRCellDU, <<IOC>>GNBCUUPFunction, <<IOC>>GNBCUCPFunction or <<IOC>>GNBDUFunction.

### 4.3.44.3 Attribute constraints

See that defined in <<IOC>>NRCellCU, <<IOC>>NRCellDU, <<IOC>>GNBCUUPFunction, <<IOC>>GNBCUCPFunction, or <<IOC>>GNBDUFunction.

### 4.3.44.4 Notifications

See respective IOCs.

## 4.3.45 GNBCUCPNeighbour <<ProxyClass>>

### 4.3.45.1 Definition

This IOC represents an <<IOC>>GNBCUCPFunction, <<IOC>>ExternalGNBCUCPFunction, <<IOC>>ENBFunction and <<IOC>>ExternalENBFunction.

### 4.3.45.2 Attributes

See that defined in <<IOC>>GNBCUCPFunction, <<IOC>>ExternalGNBCUCPFunction, <<IOC>>ENBFunction and <<IOC>>ExternalENBFunction.

### 4.3.45.3 Attribute constraints

See that defined in <<IOC>>GNBCUCPFunction, <<IOC>>ExternalGNBCUCPFunction, <<IOC>>ENBFunction and <<IOC>>ExternalENBFunction.

#### 4.3.45.4 Notifications

See respective IOCs.

### 4.3.46 GNBCUUPNeighbour <<ProxyClass>>

#### 4.3.46.1 Definition

This IOC represents an <<IOC>>GNBCUUPFunction, <<IOC>>ExternalGNBCUUPFunction, <<IOC>>ENBFunction and <<IOC>>ExternalENBFunction.

#### 4.3.46.2 Attributes

See that defined in <<IOC>>GNBCUUPFunction, <<IOC>>ExternalGNBCUUPFunction, <<IOC>>ENBFunction and <<IOC>>ExternalENBFunction.

#### 4.3.46.3 Attribute constraints

See that defined in <<IOC>>GNBCUUPFunction, <<IOC>>ExternalGNBCUUPFunction, <<IOC>>ENBFunction and <<IOC>>ExternalENBFunction.

#### 4.3.46.4 Notifications

See respective IOCs.

### 4.3.47 MappingSetIDBackhaulAddress <<dataType>>

#### 4.3.47.1 Definition

This data type represents the properties describing the mapping relationship between set ID and backhaul address of gNB.

#### 4.3.47.2 Attributes

Attribute name	S	isReadable	isWritable	isInvariant	isNotifiable
setID	M	T	T	F	T
backhaulAddress	M	T	T	F	T

#### 4.3.47.3 Attribute constraints

None.

#### 4.3.47.4 Notifications

The subclause 4.5 of the <<IOC>> using this <<dataType>> as one of its attributes, shall be applicable.

### 4.3.48 BackhaulAddress <<dataType>>

#### 4.3.48.1 Definition

This data type represents the properties describing the backhaul address of gNB.

#### 4.3.48.2 Attributes

Attribute name	S	isReadable	isWritable	isInvariant	isNotifiable
----------------	---	------------	------------	-------------	--------------

gNBId	M	T	T	F	T
tAI	M	T	T	F	T

#### 4.3.48.3 Attribute constraints

None.

#### 4.3.48.4 Notifications

The subclause 4.5 of the <<IOC>> using this <<dataType>> as one of its attributes, shall be applicable.

#### 4.3.49 Void

### 4.3.50 RimRSGlobal

#### 4.3.50.1 Definition

This IOC is used to represent global/common Remote Interference Management (RIM) Reference Signal (RS) resource allocated for the whole network. Resource for RIM-RS transmission is defined by Sequence domain resource, Time domain resource and Frequency resource. The configure parameters of the RIM RS resource are applied to all Sets of RIM RS Resource across gNBs/cells in the network.

#### 4.3.50.2 Attributes

The RimRSGlobal IOC includes attributes inherited from Top IOC (defined in 3GPP TS 28.622 [30]) and the following attributes:

Attribute name	S	isReadable	isWritable	isInvariant	isNotifyable
frequencyDomainPara	M	T	T	F	T
sequenceDomainPara	M	T	T	F	T
timeDomainPara	M	T	T	F	T

#### 4.3.50.3 Attribute constraints

None.

#### 4.3.50.4 Notifications

The common notifications defined in subclause 4.5 are valid for this IOC, without exceptions or additions.

### 4.3.51 FrequencyDomainPara <<dataType>>

#### 4.3.51.1 Definition

This data type defines configuration parameters of frequency domain resource to support RIM RS.

#### 4.3.51.2 Attributes

Attribute name	S	isReadable	isWritable	isInvariant	isNotifyable
rimRSSubcarrierSpacing	M	T	T	F	T
rIMRSBandwidth	M	T	T	F	T
nrofGlobalRIMRSFrequencyCandidates	M	T	T	F	T
rimRSCommonCarrierReferencePoint	M	T	T	F	T
rimRSStartingFrequencyOffsetIdList	M	T	T	F	T

### 4.3.51.3 Attribute constraints

None.

### 4.3.51.4 Notifications

The subclause 4.5 of the <<IOC>> using this <<dataType>> as one of its attributes, shall be applicable.

## 4.3.52 SequenceDomainPara <<dataType>>

### 4.3.52.1 Definition

This data type defines configuration parameters of sequence domain resource to support RIM RS.

### 4.3.52.2 Attributes

Attribute name	S	isReadable	isWritable	isInvariant	isNotifyable
nrofRIMRSSequenceCandidatesofRS1	M	T	T	F	T
rimRSScrambleIdListofRS1	M	T	T	F	T
nrofRIMRSSequenceCandidatesofRS2	O	T	T	F	T
rimRSScrambleIdListofRS2	O	T	T	F	T
enableEnoughNotEnoughIndication	M	T	T	F	T
RIMRSScrambleTimerMultiplier	M	T	T	F	T
RIMRSScrambleTimerOffset	M	T	T	F	T

### 4.3.52.3 Attribute constraints

None.

### 4.3.52.4 Notifications

The subclause 4.5 of the <<IOC>> using this <<dataType>> as one of its attributes, shall be applicable.

## 4.3.53 TimeDomainPara <<dataType>>

### 4.3.53.1 Definition

This data type defines configuration parameters of time domain resource to support RIM RS.

### 4.3.53.2 Attributes

Attribute name	S	isReadable	isWritable	isInvariant	isNotifyable
dlULSwitchingPeriod1	M	T	T	F	T
symbolOffsetOfReferencePoint1	M	T	T	F	T
dlULSwitchingPeriod2	O	T	T	F	T
symbolOffsetOfReferencePoint2	O	T	T	F	T
totalNrofSetIdofRS1	M	T	T	F	T
totalNrofSetIdofRS2	O	T	T	F	T
nrofConsecutiveRIMRS1	M	T	T	F	T
nrofConsecutiveRIMRS2	O	T	T	F	T
consecutiveRIMRS1List	M	T	T	F	T
consecutiveRIMRS2List	M	T	T	F	T
enablenearfarIndicationRS1	O	T	T	F	T
enablenearfarIndicationRS2	O	T	T	F	T

### 4.3.53.3 Attribute constraints

None.

### 4.3.53.4 Notifications

The subclause 4.5 of the <<IOC>> using this <<dataType>> as one of its attributes, shall be applicable.

## 4.3.54 RimRSReportConf <<dataType>>

### 4.3.54.1 Definition

This data type defines RIM-RS reporting configuration.

### 4.3.54.2 Attributes

Attribute name	S	isReadable	isWritable	isInvariant	isNotifyable
reportIndicator	M	T	T	F	T
reportInterval	M	T	T	F	T
nrofRIMRSReportInfo	M	T	T	F	T
maxPropagationDelay	O	T	T	F	T
RimRSReportInfoList	M	T	T	F	T

### 4.3.54.3 Attribute constraints

None.

### 4.3.54.4 Notifications

The subclause 4.5 of the <<IOC>> using this <<dataType>> as one of its attributes, shall be applicable.

## 4.3.55 RimRSReportInfo <<dataType>>

### 4.3.55.1 Definition

This data type defines necessary reporting information derived from the detected RIM-RS, including

- 1) The detected set ID;
- 2) Propagation delay in number of OFDM symbols
- 3) Functionality of the RS (RS-1 or RS-2, Enough or Not enough mitigation for RS-1).

NOTES:

RS-1 is equivalent to RIM-RS type 1 (see 3GPP TS 38.211 [32], subclause 7.4.1.6).

RS-2 is equivalent to RIM-RS type 2 (see 3GPP TS 38.211 [32], subclause 7.4.1.6).

Enough mitigation for RS-1 means "Enough" / "Not enough" indication functionality is enabled for RIM RS-1 and RIM-RS type 1 is used to indicate 'enough mitigation' functionality.

Not enough mitigation for RS-1 means "Enough" / "Not enough" indication functionality is enabled for RIM RS-1 and RIM-RS type 1 is used to indicate 'Not enough mitigation' functionality.

### 4.3.55.2 Attributes

Attribute name	S	isReadable	isWritable	isInvariant	isNotifyable
detectedSetID	M	T	T	F	T



propagationDelay	O	T	T	F	T
functionalityOfRIMRS	M	T	T	F	T

#### 4.3.55.3 Attribute constraints

None.

#### 4.3.55.4 Notifications

The subclause 4.5 of the <<IOC>> using this <<dataType>> as one of its attributes, shall be applicable.

### 4.3.56 RimRSSet

#### 4.3.56.1 Definition

This IOC is used to represent aggressor or victim Set organized by OAM. The RIM RS Resource is assigned to each Set, which is identified by triple indices set of <Time domain index, Frequency domain index, and Sequence index >. The triple indices set can be derived by setId attribute (See subclause 7.4.1.6 in 3GPP TS 38.211 [32]).

#### 4.3.56.2 Attributes

The RimRSSet IOC includes attributes inherited from Top IOC (defined in 3GPP TS 28.622 [30]) and the following attributes:

Attribute name	S	isReadable	isWritable	isInvariant	isNotifiable
setId	M	T	T	F	T
setType	M	T	T	F	T
<b>Attribute related to role</b>					
nRCellDURef	M	T	F	F	T

#### 4.3.56.3 Attribute constraints

None.

#### 4.3.56.4 Notifications

The common notifications defined in subclause 4.5 are valid for this IOC, without exceptions or additions.

### 4.3.57 DANRManagementFunction

#### 4.3.57.1 Definition

This IOC contains attributes to support the D-SON function of ANR Management (See clause 6.4.1.3 in 3GPP TS 28.313 [57]).

#### 4.3.57.2 Attributes

The DANRManagementFunction IOC includes attributes inherited from Top IOC (defined in 3GPP TS 28.622 [30]) and the following attributes:

Attribute name	S	isReadable	isWritable	isInvariant	isNotifiable
intrasystemANRManagementSwitch	M	T	T	F	T
intersystemANRManagementSwitch	M	T	T	F	T

### 4.3.57.3 Attribute constraints

None.

### 4.3.57.4 Notifications

The common notifications defined in subclause 4.5 are valid for this IOC, without exceptions or additions.

## 4.3.58 DESManagementFunction

### 4.3.58.1 Definition

This IOC represents the management capabilities of Distributed SON Energy Saving (ES) functions (See clause 6.2.3.0 in 3GPP TS 28.310 [71]). This is provided for Energy Saving purposes.

NOTE: In the case where multiple DESManagement MOIs exist at different levels of the containment tree, the DESManagement MOI at the lower level overrides the DESManagement MOIs at higher level(s) of the same containment tree.

### 4.3.58.2 Attributes

The DESManagementFunction IOC includes attributes inherited from Top IOC (defined in 3GPP TS 28.622 [30]) and the following attributes:

Attribute name	S	isReadable	isWritable	isInvariant	isNotifyable
desSwitch	M	T	T	F	T
intraRatEsActivationOriginalCellLoadParameters	CM	T	T	F	T
intraRatEsActivationCandidateCellsLoadParameters	CM	T	T	F	T
intraRatEsDeactivationCandidateCellsLoadParameters	CM	T	T	F	T
esNotAllowedTimePeriod	O	T	T	F	T
interRatEsActivationOriginalCellParameters	CM	T	T	F	T
interRatEsActivationCandidateCellParameters	CM	T	T	F	T
interRatEsDeactivationCandidateCellParameters	CM	T	T	F	T
energySavingState	M	T	F	F	T
isProbingCapable	O	T	F	F	T

### 4.3.58.3 Attribute constraints

Name	Definition
intraRatEsActivationOriginalCellLoadParameters S	The condition is "the cell acts as an original cell".
intraRatEsActivationCandidateCellsLoadParameters S	The condition is " the cell acts as a candidate cell".
intraRatEsDeactivationCandidateCellsLoadParameters S	The condition is " the cell acts as a candidate cell".
interRatEsActivationOriginalCellParameters CM S	The condition is "The cell acts as an original cell".
interRatEsActivationCandidateCellParameters CM S	The condition is "The cell acts as a candidate cell".
interRatEsDeactivationCandidateCellParameters CM S	The condition is "The cell acts as a candidate cell".

#### 4.3.58.4 Notification

The common notifications defined in clause 4.5 are valid for this IOC, without exceptions or additions.

### 4.3.59 DRACHOptimizationFunction

#### 4.3.59.1 Definition

This IOC contains attributes to support the D-SON function of RACH optimization (See clause 7.1.1 in 3GPP TS 28.313 [57]).

NOTE: In the case where multiple DRACHOptimization MOIs exist at different levels of the containment tree, the DRACHOptimization MOI at the lower level overrides the DRACHOptimization MOIs at higher level(s) of the same containment tree.

#### 4.3.59.2 Attributes

The DRACHOptimizationFunction IOC includes attributes inherited from Top IOC (defined in 3GPP TS 28.622 [30]) and the following attributes:

Attribute name	S	isReadable	isWritable	isInvariant	isNotifyable
ueAccProbabilityDist	M	T	T	F	T
ueAccDelayProbabilityDist	M	T	T	F	T
drachOptimizationControl	M	T	T	F	T

#### 4.3.59.3 Attribute constraints

None.

#### 4.3.59.4 Notifications

The common notifications defined in subclause 4.5 are valid for this IOC, without exceptions or additions.

### 4.3.60 DMROFunction

#### 4.3.60.1 Definition

This IOC contains attributes to support the D-SON function of MRO (See clause 7.1.2 in 3GPP TS 28.313 [57]).

NOTE: In the case where multiple DMROFunction MOIs exist at different levels of the containment tree, the DMROFunction MOI at the lower level overrides the DMROFunction MOIs at higher level(s) of the same containment tree.

#### 4.3.60.2 Attributes

The DMROFunction IOC includes attributes inherited from Top IOC (defined in 3GPP TS 28.622 [30]) and the following attributes:

Attribute name	S	isReadable	isWritable	isInvariant	isNotifyable
dmroControl	M	T	T	F	T
maximumDeviationHoTrigger	M	T	T	F	T
minimumTimeBetweenHoTriggerChange	M	T	T	F	T
tstoreUEcntxt	M	T	T	F	T

#### 4.3.60.3 Attribute constraints

None.

#### 4.3.60.4 Notifications

The common notifications defined in subclause 4.5 are valid for this IOC, without exceptions or additions

### 4.3.61 DPCIConfigurationFunction

#### 4.3.61.1 Definition

This IOC contains attributes to support the Distributed SON function of PCI configuration (See clause 7.1.3 in 3GPP TS 28.313 [57]).

NOTE: In the case where multiple DPCIConfiguration MOIs exist at different levels of the containment tree, the DPCIConfiguration MOI at the lower level overrides the DPCIConfiguration MOIs at higher level(s) of the same containment tree.

#### 4.3.61.2 Attributes

The DPCIConfigControlFunction IOC includes attributes inherited from Top IOC (defined in 3GPP TS 28.622 [30]) and the following attributes:

Attribute name	S	isReadable	isWritable	isInvariant	isNotifyable
dPciConfigurationControl	M	T	T	F	T
nRPciList	M	T	T	F	T

#### 4.3.61.3 Attribute constraints

None.

#### 4.3.61.4 Notifications

The common notifications defined in subclause 4.5 are valid for this IOC, without exceptions or additions.

### 4.3.62 CPCIConfigurationFunction

#### 4.3.62.1 Definition

This IOC contains attributes to support the Centralized SON function of PCI configuration (See clause 7.2.1 in 3GPP TS 28.313 [57]).

NOTE: In the case where multiple CPCIConfiguration MOIs exist at different levels of the containment tree, the CPCIConfiguration MOI at the lower level overrides the CPCIConfiguration MOIs at higher level(s) of the same containment tree.

#### 4.3.62.2 Attributes

The CPCIConfigurationFunction IOC includes attributes inherited from Top IOC (defined in 3GPP TS 28.622 [30]) and the following attributes:

Attribute name	S	isReadable	isWritable	isInvariant	isNotifyable
cPciConfigurationControl	M	T	T	F	T
cSonPciList	M	T	T	F	T

#### 4.3.62.3 Attribute constraints

None.

#### 4.3.62.4 Notifications

The common notifications defined in subclause 4.5 are valid for this IOC, without exceptions or additions.

### 4.3.63 CESManagementFunction

#### 4.3.63.1 Definition

This IOC represents the management capabilities of Centralized SON Energy Saving (ES) functions. (See clause 6.2.2 of 3GPP TS 28.310 [70]) This is provided for Energy Saving purposes.

NOTE: In the case where multiple CESManagement MOIs exist at different levels of the containment tree, the CESManagement MOI at the lower level overrides the ESManagement MOIs at higher level(s) of the same containment tree.

#### 4.3.63.2 Attributes

The CESManagementFunction IOC includes attributes inherited from Top IOC (defined in 3GPP TS 28.622 [30]) and the following attributes:

Attribute name	S	isReadable	isWritable	isInvariant	isNotifyable
cesSwitch	M	T	T	F	T
energySavingControl	M	T	T	F	T
energySavingState	M	T	T	F	T
intraRatEsActivationOriginalCellLoadParameters	CM	T	T	F	T
intraRatEsActivationCandidateCellsLoadParameters	CM	T	T	F	T
intraRatEsDeactivationCandidateCellsLoadParameters	CM	T	T	F	T
esNotAllowedTimePeriod	O	T	T	F	T
interRatEsActivationOriginalCellParameters	CM	T	T	F	T
interRatEsActivationCandidateCellParameters	CM	T	T	F	T
interRatEsDeactivationCandidateCellParameters	CM	T	T	F	T

#### 4.3.63.3 Attribute constraints

Name	Definition
intraRatEsActivationOriginalCellLoadParameters S	The condition is "Intra-RAT domain centralized SON energy saving is supported AND the cell acts as an original cell".
intraRatEsActivationCandidateCellsLoadParameters S	The condition is "Intra-RAT domain centralized SON energy saving is supported AND the cell acts as a candidate cell".
intraRatEsDeactivationCandidateCellsLoadParameters S	The condition is "Intra-RAT domain centralized SON energy saving is supported AND the cell acts as a candidate cell".
interRatEsActivationOriginalCellParameters CM S	The condition is "The cell acts as an original cell" AND inter-RAT domain centralized SON energy saving is supported.
interRatEsActivationCandidateCellParameters CM S	The condition is "The cell acts as a candidate cell" AND inter-RAT domain centralized SON energy saving is supported.

interRatEsDeactivationCandidateCellParameters CM S	The condition is "The cell acts as a candidate cell" AND inter-RAT domain centralized SON energy saving is supported.
----------------------------------------------------	-----------------------------------------------------------------------------------------------------------------------

#### 4.3.63.4 Notification

The common notifications defined in subclause 4.5 are valid for this IOC, without exceptions or additions.

### 4.3.64 AddressWithVlan <<dataType>>

#### 4.3.64.1 Definition

This data type represents the address including IP address and VLAN Id (e.g. localAddress of EP\_NgC) used for initialization of the underlying transport.

#### 4.3.64.2 Attributes

Attribute name	S	isReadable	isWritable	isInvariant	isNotifiable
iPAddress	O	T	T	F	T
vLANId	O	T	T	F	T

#### 4.3.64.3 Attribute constraints

None

#### 4.3.64.4 Notifications

The subclause 4.5 of the <<IOC>> using this <<dataType>> as one of its attributes, shall be applicable.

### 4.3.65 TceIDMappingInfo <<dataType>>

#### 4.3.65.1 Definition

This data type represents the properties describing the mapping relationship between TCE ID, PLMN where TCE resides and IP address of TCE.

#### 4.3.65.2 Attributes

Attribute name	S	isReadable	isWritable	isInvariant	isNotifiable
tceIPAddress	M	T	T	F	T
tceID	M	T	T	F	T
pLMNTarget	M	T	T	F	T

#### 4.3.65.3 Attribute constraints

None.

#### 4.3.65.4 Notifications

The subclause 4.5 of the <<IOC>> using this <<dataType>> as one of its attributes, shall be applicable.

## 4.4 Attribute definitions

#### 4.4.1 Attribute properties

Attribute Name	Documentation and Allowed Values	Properties
administrativeState	<p>It indicates the administrative state of the NRCellDU. It describes the permission to use or prohibition against using the cell, imposed through the OAM services.</p> <p>allowedValues: LOCKED, SHUTTING DOWN, UNLOCKED. The meaning of these values is as defined in ITU-T Recommendation X.731 [18].</p> <p>See Annex A for Relation between the "Pre-operation state of the gNB-DU Cell" and administrative state relevant in case of 2-split and 3-split deployment scenarios.</p>	<p>type: ENUM multiplicity: 1 isOrdered: N/A isUnique: N/A defaultValue: LOCKED isNullable: False</p>
operationalState	<p>It indicates the operational state of the NRCellDU instance. It describes whether the resource is installed and partially or fully operable (Enabled) or the resource is not installed or not operable (Disabled).</p> <p>allowedValues: ENABLED, DISABLED.</p>	<p>type: ENUM multiplicity: 1 isOrdered: N/A isUnique: N/A defaultValue: None isNullable: False</p>
cellState	<p>It indicates the usage state of the NRCellDU instance. It describes whether the cell is not currently in use (Idle), or currently in use but not configured to carry traffic (Inactive) or is currently in use and is configured to carry traffic (Active).</p> <p>The Inactive and Active definitions are in accordance with TS 38.401 [4]: "Inactive: the cell is known by both the gNB-DU and the gNB-CU. The cell shall not serve UEs; Active: the cell is known by both the gNB-DU and the gNB-CU. The cell should be able to serve UEs." "allowedValues: IDLE, INACTIVE, ACTIVE.</p>	<p>type: ENUM multiplicity: 1 isOrdered: N/A isUnique: N/A defaultValue: None isNullable: False</p>
arfcnDL	<p>NR Absolute Radio Frequency Channel Number (NR-ARFCN) for downlink</p> <p>allowedValues: See 3GPP TS 38.104 [12] subclause 5.4.2. Note that allowed values of NR-ARFCN are specified for each band in subclause 5.4.2.3.</p>	<p>type: Integer multiplicity: 1 isOrdered: N/A isUnique: N/A defaultValue: None isNullable: False</p>
arfcnUL	<p>NR Absolute Radio Frequency Channel Number (NR-ARFCN) for uplink</p> <p>allowedValues: See 3GPP TS 38.104 [12] subclause 5.4.2. Note that allowed values of NR-ARFCN are specified for each band in subclause 5.4.2.3.</p>	<p>type: Integer multiplicity: 1 isOrdered: N/A isUnique: N/A defaultValue: None isNullable: False</p>
arfcnSUL	<p>NR Absolute Radio Frequency Channel Number (NR-ARFCN) for supplementary uplink</p> <p>allowedValues: See 3GPP TS 38.104 [12] subclause 5.4.2. Note that allowed values of NR-ARFCN are specified for each band in subclause 5.4.2.3.</p>	<p>type: Integer multiplicity: 1 isOrdered: N/A isUnique: N/A defaultValue: None isNullable: False</p>

Attribute Name	Documentation and Allowed Values	Properties
beamAzimuth	The azimuth of a beam transmission, which means the horizontal beamforming pointing angle (beam peak direction) in the (Phi) $\phi$ -axis in 1/10 <sup>th</sup> degree resolution. See subclauses 3.2 in 3GPP TS 38.104 [12] and 7.3 in 3GPP TS 38.901 [53] as well as 3GPP TS 28.662 [11]. The pointing angle is the direction equal to the geometric centre of the half-power contour of the beam relative to the reference plane. Zero degree implies explicit antenna bearing (boresight). Positive angle implies clockwise from the antenna bearing.  allowedValues: [-1800 ..1800] 0.1 degree	type: Integer multiplicity: 0..1 isOrdered: N/A isUnique: N/A defaultValue: Null isNullable: False
beamHorizWidth	The Horizontal beamWidth of a beam transmission, which means the horizontal beamforming half-power (3dB down) beamwidth in the (Phi) $\phi$ -axis in 1/10 <sup>th</sup> degree resolution. See subclauses 3.2 in 3GPP TS 38.104 [12] and 7.3 in 3GPP TS 38.901 [53].  allowedValues: [0..3599] 0.1 degree	type: Integer multiplicity: 0..1 isOrdered: N/A isUnique: N/A defaultValue: Null isNullable: False
beamIndex	Index of the beam. For example, please see subclause 6.6.2 of 3GPP TS 38.331 [54] where the ssb-Index in the rsIndexResults element of MeasResultNR is defined.	type: Integer multiplicity: 0..1 isOrdered: N/A isUnique: N/A defaultValue: Null isNullable: False
beamTilt	The tilt of a beam transmission, which means the vertical beamforming pointing angle (beam peak direction) in the (Theta) $\theta$ -axis in 1/10 <sup>th</sup> degree resolution. See subclauses 3.2 in 3GPP TS 38.104 [12] and 7.3 in 3GPP TS 38.901 [53] as well as 3GPP TS 28.662 [11]. The pointing angle is the direction equal to the geometric centre of the half-power contour of the beam relative to the reference plane. Positive value implies downtilt.  allowedValues: [-900..900] 0.1 degree	type: Integer multiplicity: 0..1 isOrdered: N/A isUnique: N/A defaultValue: Null isNullable: False
beamType	The type of the beam. allowedValues: "SSB-BEAM"	type: string multiplicity: 0..1 isOrdered: N/A isUnique: N/A defaultValue: Null isNullable: False
beamVertWidth	The Vertical beamWidth of a beam transmission, which means the vertical beamforming half-power (3dB down) beamwidth in the (Theta) $\theta$ -axis in 1/10 <sup>th</sup> degree resolution. See subclauses 3.2 in 3GPP TS 38.104 [12] and 7.3 in 3GPP TS 38.901 [53].  allowedValues: [0...1800] 0.1 degree	type: Integer multiplicity: 0..1 isOrdered: N/A isUnique: N/A defaultValue: Null isNullable: False
bSChannelBwDL	BS Channel BW in MHz. for downlink  allowedValues: See BS Channel BW in 3GPP TS 38.104 [12], subclause 5.3.	type: Integer multiplicity: 1 isOrdered: N/A isUnique: N/A defaultValue: None isNullable: False
bSChannelBwUL	BS Channel BW in MHz. for uplink  allowedValues: See BS Channel BW in 3GPP TS 38.104 [12], subclause 5.3.	type: Integer multiplicity: 1 isOrdered: N/A isUnique: N/A defaultValue: None isNullable: False



Attribute Name	Documentation and Allowed Values	Properties
bSChannelBwSUL	BS Channel BW in MHz.for supplementary uplink  allowedValues: See BS Channel BW in 3GPP TS 38.104 [12], subclause 5.3.	type: Integer multiplicity: 1 isOrdered: N/A isUnique: N/A defaultValue: None isNullable: False
configuredMaxTxPower	This is the maximum transmission power in milliwatts (mW) at the antenna port for all downlink channels, used simultaneously in a cell, added together.  allowedValues: N/A	type: Integer multiplicity: 1 isOrdered: N/A isUnique: N/A defaultValue: None isNullable: False
configuredMaxTxEIRP	This is the maximum emitted isotropic radiated power (EIRP) in dBm for all downlink channels, used simultaneously in a cell, added together [12]. allowedValues: N/A	type: Integer multiplicity: 1 isOrdered: N/A isUnique: N/A defaultValue: None isNullable: False
coverageShape	Identifies the sector carrier coverage shape described by the envelope of the contained SSB beams. The coverage shape is implementation dependent. allowedValues: 0 : 65535	type: Integer multiplicity: 1 isOrdered: N/A isUnique: N/A defaultValue: None isNullable: False
digitalTilt	Digitally-controlled tilt through beamforming. It represents the vertical pointing direction of the antenna relative to the antenna bore sight, representing the total non-mechanical vertical tilt of the selected coverageShape. Positive value gives downwards tilt and negative value gives upwards tilt.  allowedValues: [-900..900] 0.1 degree	type: Integer multiplicity: 1 isOrdered: N/A isUnique: N/A defaultValue: None isNullable: False
digitalAzimuth	Digitally-controlled azimuth through beamforming. It represents the horizontal pointing direction of the antenna relative to the antenna bore sight, representing the total non-mechanical horizontal pan of the selected coverageShape. Positive value gives azimuth to the right and negative value gives an azimuth to the left.  allowedValues: [-1800 ..1800] 0.1 degree	type: Integer multiplicity: 1 isOrdered: N/A isUnique: N/A defaultValue: None isNullable: False
cyclicPrefix	Cyclic prefix as defined in 3GPP TS 38.211 [32], subclause 4.2.  allowedValues: NORMAL, EXTENDED.	type: ENUM multiplicity: 1 isOrdered: N/A isUnique: N/A defaultValue: None isNullable: False
localAddress	This parameter specifies the localAddress used for initialization of the underlying transport.  The AddressWithVlan <dataType> is defined in clause 4.3.64.	type: AddressWithVlan multiplicity: 1 isOrdered: N/A isUnique: N/A defaultValue: None isNullable: False
AddressWithVlan.iPAddress	This parameter specifies the IP address used for initialization of the underlying transport. IP address can be an IPv4 address (See RFC 791 [37]) or an IPv6 address (See RFC 2373 [38]).	type: String multiplicity: 1 isOrdered: N/A isUnique: N/A defaultValue: None isNullable: False

Attribute Name	Documentation and Allowed Values	Properties
AddressWithVlan.vlanId	This parameter specifies the local VLAN Id (See IEEE 802.1Q [39]) used for initialization of the underlying transport.	type: String multiplicity: 1 isOrdered: N/A isUnique: N/A defaultValue: None isNullable: False
remoteAddress	Remote address including IP address used for initialization of the underlying transport.  IP address can be an IPv4 address (See RFC 791 [37]) or an IPv6 address (See RFC 2373 [38]).	type: String multiplicity: 1 isOrdered: N/A isUnique: N/A defaultValue: None isNullable: False
gNBId	It identifies a gNB within a PLMN. The gNB ID is part of the NR Cell Identifier (NCI) of the gNB cells. See "gNB Identifier (gNB ID)" of subclause 8.2 of 3GPP TS 38.300 [3]. See "Global gNB ID" in subclause 9.3.1.6 of 3GPP TS 38.413 [5].  allowedValues: 0..4294967295	type: Integer multiplicity: 1 isOrdered: N/A isUnique: N/A defaultValue: None isNullable: False
gNBIdLength	This indicates the number of bits for encoding the gNB ID. See "Global gNB ID" in subclause 9.3.1.6 of 3GPP TS 38.413 [5].  allowedValues: 22..32.	type: Integer multiplicity: 1 isOrdered: N/A isUnique: N/A defaultValue: None isNullable: False
gNBDUId	It uniquely identifies the DU at least within a gNB-CU. See 'gNB-DU ID' in subclause 9.3.1.9 of 3GPP TS 38.473 [8].  allowedValues: 0..2 <sup>36</sup> -1	type: Integer multiplicity: 1 isOrdered: N/A isUnique: N/A defaultValue: None isNullable: False
gNBCUUPId	It uniquely identifies the gNB-CU-UP at least within a gNB-CU-CP. See 'gNB-CU-UP ID' in subclause 9.3.1.15 of 3GPP TS 38.463 [48].  allowedValues: 0..2 <sup>36</sup> -1	type: Integer multiplicity: 1 isOrdered: N/A isUnique: N/A defaultValue: None isNullable: False
gNBCUName	It identifies the Central Entity of a NR node, see subclause 9.2.1.4 of 3GPP TS 38.473 [8].  allowedValues: Not applicable	type: String multiplicity: 1 isOrdered: N/A isUnique: N/A defaultValue: None isNullable: False
gNBDUName	It identifies the Distributed Entity of a NR node, see subclause 9.2.1.5 of 3GPP TS 38.473 [8].  allowedValues: Not applicable	type: String multiplicity: 1 isOrdered: N/A isUnique: N/A defaultValue: None isNullable: False

Attribute Name	Documentation and Allowed Values	Properties
cellLocalId	<p>It identifies a NR cell of a gNB.</p> <p>It, together with the gNB Identifier (using gNBId of the parent GNBCUCPFfunction or GNBDUFfunction or ExternalCUCPFfunction), identifies a NR cell within a PLMN. This is the NR Cell Identity (NCI). See subclause 8.2 of 3GPP TS 38.300 [3].</p> <p>The NCI can be constructed by encoding the gNB Identifier using gNBId (of the parent GNBCUCPFfunction or GNBDUFfunction or ExternalCUCPFfunction) and cellLocalId where the gNB Identifier field is of length specified by gNBIdLength (of the parent GNBCUCPFfunction or GNBDUFfunction or ExternalCUCPFfunction). See "Global gNB ID" in subclause 9.3.1.6 of 3GPP TS 38.413 [5].</p> <p>The NR Cell Global identifier (NCGI) is constructed from the PLMN identity the cell belongs to and the NR Cell Identifier (NCI) of the cell. See relation between NCI and NCGI subclause 8.2 of 3GPP TS 38.300 [3].</p> <p>allowedValues: Not applicable</p>	<p>type: Integer multiplicity: 1 isOrdered: N/A isUnique: N/A defaultValue: None isNullable: False</p>
nRPCI	<p>This holds the Physical Cell Identity (PCI) of the NR cell.</p> <p>allowedValues: See 3GPP TS 36.211 subclause 6.11 for legal values of pci.</p>	<p>type: Integer multiplicity: 1 isOrdered: N/A isUnique: N/A defaultValue: None isNullable: False</p>
nRTAC	<p>This holds the identity of the common Tracking Area Code for the PLMNs.</p> <p>allowedValues: a) It is the TAC or Extended-TAC. b) A cell can only broadcast one TAC or Extended-TAC. See 3GPP TS 36.300, subclause 10.1.7 (PLMNID and TAC relation). c) TAC is defined in subclause 19.4.2.3 of 3GPP TS 23.003 [13] and Extended-TAC is defined in subclause 9.3.1.29 of 3GPP TS 38.473 [8]. d) For a 5G SA (Stand Alone), it has a non-null value.</p>	<p>type: String multiplicity: 0..1 isOrdered: N/A isUnique: N/A defaultValue: NULL isNullable: False</p>
GNBCUCPFfunction.pLMNid	<p>It specifies the PLMN identifier to be used as part of the global RAN node identity.</p> <p>allowedValues: Not applicable.</p>	<p>Type: PLMNid multiplicity: 1 isOrdered: N/A isUnique: N/A defaultValue: None isNullable: False</p>
GNBCUUPfunction.pLMNidList	<p>This is a list of PLMN identifiers. It defines from which set of PLMNs an UE needs to have as its serving PLMN to be allowed to use the GNB-CU-UP.</p> <p>allowedValues: Not applicable.</p>	<p>type: PLMNid multiplicity: 1..12 isOrdered: False isUnique: True defaultValue: None isNullable: False</p>
NRCellCU.pLMNInfoList	<p>It defines which PLMNs that can be served by the NR cell, and which S-NSSAIs can be supported by the NR cell for corresponding PLMN in case of network slicing feature is supported. The pLMNid of the first entry of the list is the PLMNid used to construct the nCGI for the NR cell.</p> <p>allowedValues: Not applicable.</p>	<p>type: PLMNInfo multiplicity: 1..* isOrdered: True isUnique: True defaultValue: None isNullable: False</p>

Attribute Name	Documentation and Allowed Values	Properties
<code>NRCellDU.pLMNInfoList</code>	It defines which PLMNs that can be served by the NR cell, and which S-NSSAIs can be supported by the NR cell for corresponding PLMN in case of network slicing feature is supported. The pLMNId of the first entry of the list is the PLMNId used to construct the nCGI for the NR cell.  allowedValues: Not applicable.	type: PLMNInfo multiplicity: 1..* isOrdered: True isUnique: True defaultValue: None isNullable: False
<code>ExternalNRCellCU.pLMNIdList</code>	It defines which PLMNs that are assumed to be served by the NR Cell in another gNB-CU-CP. This list is either updated by the managed element itself (e.g. due to ANR, signalling over Xn etc) or by consumer over the standard interface. allowedValues: Not applicable.	Type: PLMNId multiplicity: 1..12 isOrdered: False isUnique: True defaultValue: None isNullable: False
<code>rRMPolicyMemberList</code>	It represents the list of <code>rRMPolicyMember</code> (s) that the managed object is supporting. A <code>rRMPolicyMember</code> <<dataType>> include the <code>PLMNId</code> <<dataType>> and <code>S-NSSAI</code> <<dataType>>.  allowedValues: N/A	type: <code>rRMPolicyMember</code> multiplicity: 1..* isOrdered: False isUnique: True defaultValue: None isNullable: False
<code>resourceType</code>	The resource type of interest for an RRM Policy.  allowedValues: PRB (for <code>NRCellDU</code> , <code>GNBDUFunction</code> ) RRC connected users (for <code>NRCellCU</code> , <code>GNBCUCPFunction</code> ) DRB (for <code>GNBCUUPFunction</code> )  See NOTE 2 and NOTE 4	type: String multiplicity: 1 isOrdered: N/A isUnique: N/A defaultValue: None isNullable: False
<code>sNSSAIIList</code>	It represents the list of S-NSSAI the managed object is supporting. The S-NSSAI is defined in 3GPP TS 23.003 [13].  allowedValues: See 3GPP TS 23.003 [13]	type: S-NSSAI multiplicity: * isOrdered: False isUnique: True defaultValue: None allowedValues: N/A isNullable: False
<code>sST</code>	This attribute specifies the Slice/Service type (SST) of the network slice.  See clause 5.15.2 of 3GPP TS 23.501 [2].	type: Integer multiplicity: 1 isOrdered: N/A isUnique: N/A defaultValue: None allowedValues: N/A isNullable: False
<code>sD</code>	This attribute specifies the Slice Differentiator (SD), which is optional information that complements the slice/service type(s) to differentiate amongst multiple Network Slices.  Pattern: '[A-Fa-f0-9]{6}\$'  See clause 5.15.2 of 3GPP TS 23.501 [2]. allowedValues: N/A	type: String multiplicity: 1 isOrdered: N/A isUnique: N/A defaultValue: None isNullable: False
<code>rRMPolicyMaxRatio</code>	This attribute specifies the maximum percentage of radio resources that can be used by the associated <code>rRMPolicyMemberList</code> . The maximum percentage of radio resources include at least one of the shared resources, prioritized resources and dedicated resources.  The sum of the 'rRMPolicyMaxRatio' values assigned to all <code>rRMPolicyRatio</code> (s) name-contained by same ManagedEntity can be greater than 100. allowedValues: 0 : 100	type: Integer multiplicity: 1 isOrdered: N/A isUnique: N/A defaultValue: 100 isNullable: False

Attribute Name	Documentation and Allowed Values	Properties
rRMPolicyMinRatio	<p>This attribute specifies the minimum percentage of radio resources that can be used by the associated rRMPolicyMemberList. The minimum percentage of radio resources including at least one of prioritized resources and dedicated resources.</p> <p>The sum of the 'rRMPolicyMinRatio' values assigned to all RRMPolicyRatio(s) name-contained by same ManagedEntity shall be less than or equal to 100.</p> <p>allowedValues: 0 : 100</p> <p>NOTE: Void.</p>	<p>type: Integer multiplicity: 1 isOrdered: N/A isUnique: N/A defaultValue: 0 isNullable: False</p>
rRMPolicyDedicatedRatio	<p>This attribute specifies the percentage of radio resource that dedicatedly used by the associated rRMPolicyMemberList.</p> <p>The sum of the 'rRMPolicyDedicatedRatio' values assigned to all RRMPolicyRatio(s) name-contained by same MangedEntity shall be less than or equal to 100.</p> <p>allowedValues:0 : 100</p>	<p>type: Integer multiplicity: 1 isOrdered: N/A isUnique: N/A defaultValue: 0 isNullable: False</p>
subCarrierSpacing	<p>Subcarrier spacing configuration for a BWP. See subclause 5 in 3GPP TS 38.104 [12].</p> <p>AllowedValues: [15, 30, 60, 120] depending on the frequency range FR1 or FR2.</p>	<p>type: Integer multiplicity: 1 isOrdered: N/A isUnique: N/A defaultValue: None isNullable: False</p>
txDirection	<p>Indicates if the transmission direction is downlink (DL), uplink (UL) or both downlink and uplink (DL and UL).</p> <p>allowedValues: DL, UL, DL and UL</p>	<p>type: ENUM multiplicity: 1 isOrdered: N/A isUnique: N/A defaultValue: None isNullable: False</p>
bwpContext	<p>It identifies whether the object is used for downlink, uplink or supplementary uplink.</p> <p>allowedValues: DL, UL, SUL</p>	<p>type: ENUM multiplicity: 1 isOrdered: N/A isUnique: N/A defaultValue: None isNullable: False</p>
isInitialBwp	<p>It identifies whether the object is used for initial or other BWP.</p> <p>allowedValues: INITIAL, OTHER</p>	<p>type: ENUM multiplicity: 1 isOrdered: N/A isUnique: N/A defaultValue: None isNullable: False</p>
startRB	<p>Offset in common resource blocks to common resource block 0 for the applicable subcarrier spacing for a BWP. This corresponds to N_BWP_start, see subclause 4.4.5 in 3GPP TS 38.211 [32].</p> <p>allowedValues: 0 to N_grid_size – 1, where N_grid_size equals the number of resource blocks for the BS channel bandwidth, given the subcarrier spacing of the BWP.</p>	<p>type: Integer multiplicity: 1 isOrdered: N/A isUnique: N/A defaultValue: None isNullable: False</p>
numberOfRBs	<p>Number of physical resource blocks for a BWP. This corresponds to N_BWP_size, see subclause 4.4.5 in 3GPP TS 38.211 [32].</p> <p>allowedValues: 1 to N_grid_size – startRB of the BWP. Se startRB for definition of N_grid_size.</p>	<p>type: Integer multiplicity: 1 isOrdered: N/A isUnique: N/A defaultValue: None isNullable: False</p>

Attribute Name	Documentation and Allowed Values	Properties
nRTCI	<p>This is the Target NR Cell Identifier. It consists of NR Cell Identifier (NCI) and Physical Cell Identifier of the target NR cell (nRPCI).</p> <p>The NRRelation.nRTCI identifies the target cell from the perspective of the NRCell, the name-containing instance of the subject NRCellCU instance.</p> <p>allowedValues: Not applicable.</p>	<p>type: Integer multiplicity: 1 isOrdered: N/A isUnique: N/A defaultValue: None isNullable: False</p>
adjacentCellRef	<p>This attribute contains the DN of an adjacentNRCell (NRCellCU or ExternalNRCellCU)</p> <p>allowedValues: Not applicable.</p>	<p>type: DN multiplicity: 1 isOrdered: N/A isUnique: N/A defaultValue: None isNullable: False</p>
ssbFrequency	<p>Indicates cell defining SSB frequency domain position Frequency of the cell defining SSB transmission. The frequency provided in this attribute identifies the position of resource element RE=#0 (subcarrier #0) of resource block RB#10 of the SS block. The frequency is positioned on the NR global frequency raster, as defined in 3GPP TS 38.101-1 [42] subclause 5.4.2. and within bSChannelBwDL.</p> <p>allowedValues: 0..3279165</p>	<p>type: Integer multiplicity: 1 isOrdered: N/A isUnique: N/A defaultValue: None isNullable: False</p>
nRFrequencyRef	<p>This attribute contains the DN of the referenced NRFrequency.</p> <p>allowedValues: Not applicable.</p>	<p>type: DN multiplicity: 1 isOrdered: N/A isUnique: N/A defaultValue: None isNullable: False</p>
nRSectorCarrierRef	<p>This attribute contains the DN of the referenced NRSectorCarrier.</p> <p>allowedValues: Not applicable.</p>	<p>type: DN multiplicity: 1 isOrdered: N/A isUnique: N/A defaultValue: None isNullable: False</p>
bWPRef	<p>This attribute contains a list of referenced BWPs .</p> <p>allowedValues: DN of a BWP..</p>	<p>type: DN multiplicity: * isOrdered: False isUnique: True defaultValue: None isNullable: False</p>
sectorEquipmentFunctionRef	<p>This attribute contains the DN of the referenced NRSectorEquipmentFunction.</p> <p>allowedValues: Not applicable.</p>	<p>type: DN multiplicity: 1 isOrdered: N/A isUnique: N/A defaultValue: None isNullable: False</p>
offsetMO	<p>It is a list of offset values applicable to all measured cells with reference signal(s) indicated in this <i>MeasObjectNR</i>. See offsetMO of subclause 5.5.4 of 3GPP TS 38.331 [54].</p> <p>allowedValues: Not applicable.</p>	<p>type: QOffsetRangeList multiplicity: 1 isOrdered: N/A isUnique: N/A defaultValue: N/A isNullable: False</p>
cellIndividualOffset	<p>It is a list of offset values for the neighbour cell. Used when UE is in connected mode. The unit is 1dB. It is defined for rsrpOffsetSSB, rsrqOffsetSSB, sinrOffsetSSB, rsrpOffsetCSI-RS, rsrqOffsetCSI-RS and sinrOffsetCSI-RS. See 3GPP TS 38.331 [54].</p> <p>allowedValues: Not applicable.</p>	<p>type: Integer multiplicity: 6 isOrdered: True isUnique: False defaultValue: 0 isNullable: False</p>

Attribute Name	Documentation and Allowed Values	Properties
blackListEntry	It specifies a list of PCI (physical cell identity) that are blacklisted in EUTRAN measurements as described in 3GPP TS 38.331 [54].  allowedValues: { 0...1007 }	type: Integer multiplicity: * isOrdered: False isUnique: True defaultValue: None isNullable: False
blackListEntryIdleMode	It specifies a list of PCI (physical cell identity) that are blacklisted in SIB4 and SIB5.  allowedValues: { 0...1007 }	type: Integer multiplicity: 1 isOrdered: N/A isUnique: N/A defaultValue: None isNullable: False
cellReselectionPriority	It is the absolute priority of the carrier frequency used by the cell reselection procedure. See <i>CellReselectionPriority</i> IE in 3GPP TS 38.331 [54]. It corresponds to the parameter priority in 3GPP TS 38.304 [49].  Value 0 means lowest priority. The UE behaviour when no value is entered is specified in subclause 5.2.4.1 of 3GPP TS 38.304 [49]. The value shall not already used by other RAT, i.e. equal priorities between RATs are not supported. allowedValues: N/A	type: Integer multiplicity: 1 isOrdered: N/A isUnique: N/A defaultValue: 0None isNullable: False
cellReselectionSubPriority	It indicates a fractional value to be added to the value of <i>cellReselectionPriority</i> to obtain the absolute priority of the concerned carrier frequency for E-UTRA and NR. See <i>CellReselectionSubPriority</i> IE in 3GPP TS 38.331 [54]. allowedValues: { 0.2, 0.4, 0.6, 0.8 }.	type: Real multiplicity: 1 isOrdered: N/A isUnique: N/A defaultValue: None isNullable: False
pMax	It calculates the parameter Pcompensation (defined in 3GPP TS 38.304 [49]), at cell reselection to an Cell. Its unit is 1 dBm. It corresponds to parameter PEMAX in 3GPP TS 38.101-1 [42]. allowedValues: { -30..33 }.	type: Integer multiplicity: 1 isOrdered: N/A isUnique: N/A defaultValue: None isNullable: False
qOffsetFreq	It is the frequency specific offset applied when evaluating candidates for cell reselection. See 3GPP TS 38.331 [49]. Its unit is 1 dB.  allowedValues: { -24, -22, -20, -18, -16, -14, -12, -10, -8, -6, -5, -4, -3, -2, -1, 0, 1, 2, 3, 4, 5, 6, 8, 10, 12, 14, 16, 20, 22, 24 }	type: Integer multiplicity: 1 isOrdered: N/A isUnique: N/A defaultValue: 0 isNullable: False
qOffsetRangeList	It is used to indicate a cell, beam or measurement object specific offset to be applied when evaluating candidates for cell reselection or when evaluating triggering conditions for measurement reporting. The value in dB. Value dB-24 corresponds to -24 dB, dB-22 corresponds to -22 dB and so on.  This is a list of enum values representing, in sequence: rsrpOffsetSSB, rsrqOffsetSSB, sinrOffsetSSB, rsrpOffsetCSI-RS, rsrqOffsetCSI-RS, sinrOffsetCSI-RS.  See Q-OffsetRangeList in subclause of subclause 6.3.1 of 3GPP TS 38.331 [54].  allowedValues: { -24, -22, -20, -18, -16, -14, -12, -10, -8, -6, -5, -4, -3, -2, -1, 0, 1, 2, 3, 4, 5, 6, 8, 10, 12, 14, 16, 18, 20, 22, 24 }	type: ENUM multiplicity: 6 isOrdered: True isUnique: False defaultValue: 0 isNullable: False

Attribute Name	Documentation and Allowed Values	Properties
qQualMin	<p>It indicates the minimum required quality level in the cell (dB). See qQualMin in 3GPP TS 38.304 [49]. Unit is 1 dB.</p> <p>Value 0 means that it is not sent and UE applies in such case the (default) value of negative infinity for Qqualmin. Sent in SIB3 or SIB5.</p> <p>allowedValues: { -34..-3, 0 }</p>	<p>type: Integer multiplicity: 1 isOrdered: N/A isUnique: N/A defaultValue: None isNullable: False</p>
qRxLevMin	<p>It indicates the required minimum received Reference Symbol Received Power (RSRP) level in the (E-UTRA) frequency for cell reselection. It corresponds to Qrxlevmin defined in 3GPP TS 38.304 [49]. It is broadcast in SIB3 or SIB5, depending on whether the related frequency is intra- or inter-frequency. Its unit is 1 dBm and resolution is 2.</p> <p>allowedValues: { -140..-44 }.</p>	<p>type: Integer multiplicity: 1 isOrdered: N/A isUnique: N/A defaultValue: None isNullable: False</p>
threshXHighP	<p>This specifies the Srxlev threshold (in dB) used by the UE when reselecting towards a higher priority RAT/ frequency than the current serving frequency. Each frequency of NR and E-UTRAN might have a specific threshold. It corresponds to the Thresh<sub>X, HighP</sub> in 3GPP TS 38.304 [49]. Its unit is 1 dB and resolution is 2.</p> <p>allowedValues: { 0..62 }</p>	<p>type: Integer multiplicity: 1 isOrdered: N/A isUnique: N/A defaultValue: None isNullable: False</p>
threshXHighQ	<p>This specifies the Squal threshold (in dB) used by the UE when reselecting towards a higher priority RAT/ frequency than the current serving frequency. Each frequency of NR and E-UTRAN might have a specific threshold. It corresponds to the Thresh<sub>X, HighQ</sub> in 3GPP TS 38.304 [49]. Its unit is 1 dB.</p> <p>allowedValues: { 0..31 }</p>	<p>type: Integer multiplicity: 1 isOrdered: N/A isUnique: N/A defaultValue: None isNullable: False</p>
threshXLowP	<p>This specifies the Srxlev threshold (in dB) used by the UE when reselecting towards a lower priority RAT/ frequency than the current serving frequency. Each frequency of NR might have a specific threshold. It corresponds to Thresh<sub>X, LowP</sub> in 3GPP TS 38.304 [49]. Its unit is 1 dB. Its resolution is 2.</p> <p>allowedValues: { 0..62 }</p>	<p>type: Integer multiplicity: 1 isOrdered: N/A isUnique: N/A defaultValue: None isNullable: False</p>
threshXLowQ	<p>This specifies the Squal threshold (in dB) used by the UE when reselecting towards a lower priority RAT/ frequency than the current serving frequency. Each frequency of NR might have a specific threshold. It corresponds to Thresh<sub>X, LowQ</sub> in 3GPP TS 38.304 [49]. Its unit is 1 dB.</p> <p>allowedValues: {0..31}.</p>	<p>type: Integer multiplicity: 1 isOrdered: N/A isUnique: N/A defaultValue: None isNullable: False</p>
tReselectionNr	<p>It is the cell reselection timer and corresponds to parameter TreselectionRAT for NR defined in 38.331 [54]. Its unit is in seconds.</p> <p>allowedValues: {0..7}.</p>	<p>type: Integer multiplicity: 1 isOrdered: N/A isUnique: N/A defaultValue: None isNullable: False</p>
tReselectionNRSEHigh	<p>The attribute t-ReselectionNr (a parameter Treselection<sub>NR</sub> in 3GPP TS 38.304 [49]) is multiplied with this factor if the UE is in high mobility state. It corresponds to the parameter Speed dependent ScalingFactor for TreselectionNr for medium high state in 3GPP TS 38.304 [49]. The unit is one %.</p> <p>Value mapping: 25 = 0.25 50 = 0.5 75 = 0.75 100 = 1.0</p> <p>allowedValues: {25, 50, 75, 100}.</p>	<p>type: Integer multiplicity: 1 isOrdered: N/A isUnique: N/A defaultValue: None isNullable: False</p>



Attribute Name	Documentation and Allowed Values	Properties
tReselectionNRSF Medium	The attribute t-ReselectionNR (a parameter "Treselection <sub>NR</sub> in 3GPP TS 38.304 [49]") is multiplied with this factor if the UE is in medium mobility state. It corresponds to the parameter Speed dependent ScalingFactor for TreselectionNr for medium mobility state in 3GPP TS 38.304 [49]. Its unit is one %. Value mapping: 25 = 0.25 50 = 0.5 75 = 0.75 100 = 1.0  allowedValues: {25, 50, 75, 100}.	type: Integer multiplicity: 1 isOrdered: N/A isUnique: N/A defaultValue: None isNullable: False
absoluteFrequencySSB	The absolute frequency applicable for a downlink NR carrier frequency associated with the SSB.  allowedValues: {0.. 3279165}.	type: Integer multiplicity: 1 isOrdered: N/A isUnique: N/A defaultValue: None isNullable: False
ssbSubCarrierSpacing	This SSB is used for for synchronization. See subclause 5 in 3GPP TS 38.104 [12]. Its units are in kHz. allowedValues: {15, 30, 120, 240}. Note that the allowed values of SSB used for representing data, by e.g. a BWP, are: 15, 30, 60 and 120 in units of kHz.	type: Integer multiplicity: 1 isOrdered: N/A isUnique: N/A defaultValue: None isNullable: False
multiFrequencyBandListNR	It is a list of additional frequency bands the frequency belongs to. The list is automatically set by the gNB. allowedValues: {1..256 }	type: Integer multiplicity: 1 isOrdered: N/A isUnique: N/A defaultValue: None isNullable: False
ssbPeriodicity	Indicates cell defined SSB periodicity in number of subframes (ms). The SSB periodicity in msec is used for the rate matching purpose. allowedValues: 5, 10, 20, 40, 80, 160.	type: Integer multiplicity: 1 isOrdered: N/A isUnique: N/A defaultValue: None isNullable: False
ssbOffset	Indicates cell defining SSB time domain position. Defined as the offset of the measurement window, in number of subframes (ms), in which to receive SS/PBCH blocks, where allowed values depend on the ssbPeriodicity.  allowedValues: ssbPeriodicity5 ms 0..4, ssbPeriodicity10 ms 0..9, ssbPeriodicity20 ms 0..19, ssbPeriodicity40 ms 0..39, ssbPeriodicity80 ms 0..79, ssbPeriodicity160 ms 0..159.	type: Integer multiplicity: 1 isOrdered: N/A isUnique: N/A defaultValue: None isNullable: False
ssbDuration	Duration of the measurement window in which to receive SS/PBCH blocks. It is given in number of subframes (ms) (see 38.213 [41], subclause 4.1.  allowedValues: 1, 2, 3, 4, 5.	type: Integer multiplicity: 1 isOrdered: N/A isUnique: N/A defaultValue: None isNullable: False
rimRSMonitoringStartTime	This field configures the UTC time when the gNB attempts to start RIM-RS monitoring. allowedValues: containing the information same with xsd: dateTime.	type: String multiplicity: 1 isOrdered: N/A isUnique: N/A defaultValue: None isNullable: False

Attribute Name	Documentation and Allowed Values	Properties
rimRSMonitoringStoptime	This field configures the UTC time when the gNB stops RIM-RS monitoring. allowedValues: containing the information same with xsd: dateTime.	type: String multiplicity: 1 isOrdered: N/A isUnique: N/A defaultValue: None isNullable: False
mappingSetIDBackhaulAddressList	The attribute specifies a list of mappingSetIDBackhaulAddress which is defined as a datatype (see clause 4.3.47). Which is used to retrieve the backhaul address of the victim set.  allowedValues: Not applicable	type: MappingSetIDBackhaulAddress multiplicity: 1..* isOrdered: False isUnique: True defaultValue: None isNullable: False
backhaulAddress	The attribute specifies backhaulAddress which is defined as a datatype (see clause 4.3.48).  allowedValues: Not applicable	type: BackhaulAddress multiplicity: 1 isOrdered: N/A isUnique: N/A defaultValue: None isNullable: False
setID	This specifies the set ID of a victim Set (RIM-RS1 Set) or aggressor Set (RIM-RS2 set). (See subclause 7.4.1.6 in 3GPP TS 38.211 [32]).  allowedValues: The bit length of the set ID is maximum 22bit.  see NOTE 10	type: Integer multiplicity: 1 isOrdered: N/A isUnique: N/A defaultValue: None isNullable: False
tAI	Indicates the TAI (see subclause 9.3.3.11 in 3GPP TS 38.413[5]), including pLMNId ID and nRTAC.  allowedValues: Not applicable	type: Tai multiplicity: 1 isOrdered: N/A isUnique: N/A defaultValue: None isNullable: False
isRemoveAllowed	This indicates if the subject NRCellRelation can be removed (deleted) or not.  If TRUE, the subject NRCellRelation instance can be removed (deleted).  If FALSE, the subject NRCellRelation instance shall not be removed (deleted) by any entity but an MnS consumer.  allowedValues: TRUE,FALSE	type: Boolean multiplicity: 1 isOrdered: N/A isUnique: N/A defaultValue: None isNullable: False
isHOAllowed	This indicates if HO is allowed or prohibited.  If TRUE, handover is allowed from source cell to target cell. The source cell is identified by the name-containing NRCellCU of the NRCellRelation that contains the isHOAllowed. The target cell is referenced by the NRCellRelation that contains this isHOAllowed.  If FALSE, handover shall not be allowed.  allowedValues: TRUE,FALSE	type: Boolean multiplicity: 1 isOrdered: N/A isUnique: N/A defaultValue: None isNullable: False

Attribute Name	Documentation and Allowed Values	Properties
intrasystemANRMAnagementSwitch	<p>This attribute determines whether the intra-system ANR function is activated or deactivated.</p> <p>If "TRUE", the intra-system ANR function may add or remove intra NG-RAN Neighbour Relations, i.e. add or remove NRCellRelation instances from NRCellCU of this GNBCUCPFunction.</p> <p>If "FALSE", the intra-system ANR Function shall not add or remove Neighbour Relations, i.e. add or remove NRCellRelation instances from NRCellCU of this GNBCUCPFunction.</p> <p>allowedValues: TRUE, FALSE</p>	<p>type: Boolean multiplicity: 1 isOrdered: N/A isUnique: N/A defaultValue: None isNullable: False</p>
intersystemANRMAnagementSwitch	<p>This attribute determines whether the inter-system ANR function is activated or deactivated.</p> <p>If "TRUE", the inter-system ANR function may add or remove inter-system Neighbour Relations, i.e. add or remove EUTranRelation instances from NRCellCU of this GNBCUCPFunction.</p> <p>If "FALSE", the inter-system ANR Function shall not add or remove inter-system Neighbour Relations, i.e. add or remove EUTranRelation instances from NRCellCU of this GNBCUCPFunction.</p> <p>allowedValues: TRUE, FALSE</p>	<p>type: Boolean multiplicity: 1 isOrdered: N/A isUnique: N/A defaultValue: None isNullable: False</p>
desSwitch	<p>This attribute determines whether the Distributed SON energy saving function is enabled or disabled.</p> <p>allowedValues: TRUE, FALSE</p>	<p>type: Boolean multiplicity: 1 isOrdered: N/A isUnique: N/A defaultValue: None isNullable: False</p>
cesSwitch	<p>This attribute determines whether the Centralized SON energy saving function is enabled or disabled.</p> <p>allowedValues: TRUE, FALSE</p>	<p>type: Boolean multiplicity: 1 isOrdered: N/A isUnique: N/A defaultValue: None isNullable: False</p>
energySavingControl	<p>This attribute allows the Centralized SON energy saving function to initiate energy saving activation or deactivation.</p> <p>allowedValues: toBeEnergySaving, toBeNotEnergySaving</p>	<p>type: enumeration multiplicity: 0..1 isOrdered: N/A isUnique: N/A defaultValue: None isNullable: False</p>
energySavingState	<p>Specifies the status regarding the energy saving in the cell.</p> <p>If the value of energySavingControl is toBeEnergySaving, then it shall be tried to achieve the value isEnergySaving for the energySavingState.</p> <p>If the value of energySavingControl is toBeNotEnergySaving, then it shall be tried to achieve the value isNotEnergySaving for the energySavingState.</p> <p>allowedValues: isNotEnergySaving, isEnergySaving.</p>	<p>type: enumeration multiplicity: 0..1 isOrdered: N/A isUnique: N/A defaultValue: None isNullable: False</p>
intraRatEsActivationOriginalCellLoadParameters	<p>This attributes is relevant, if the cell acts as an original cell.</p> <p>This attribute indicates the traffic load threshold and the time duration, which are used by distributed ES algorithms to allow a cell to enter the energySaving state. The time duration indicates how long the load needs to have been below the threshold.</p> <p>allowedValues: Threshold: Integer 0..100 (Percentage of PRB usage, see 3GPP TS 36.314 [13]) TimeDuration: Integer (in unit of seconds)</p>	<p>type: data type multiplicity: 0..1 isOrdered: N/A isUnique: N/A defaultValue: None isNullable: False</p>

Attribute Name	Documentation and Allowed Values	Properties
intraRatesActivationCandidateCellsLoadParameters	<p>This attribute is relevant, if the cell acts as a candidate cell. This attribute indicates the traffic load threshold and the time duration, which are used by distributed ES algorithms level to allow a n 'original' cell to enter the energySaving state. Threshold and duration are applied to the candidate cell(s) which will provides coverage backup of an original cell when it is in the energySaving state. The threshold applies in the same way for a candidate cell, no matter for which original cell it will provide backup coverage.</p> <p>The time duration indicates how long the traffic in the candidate cell needs to have been below the threshold before any original cells which will be provided backup coverage by the candidate cell enters energy saving state.</p> <p>allowedValues: Threshold: Integer 0..100 (Percentage of PRB usage (see 3GPP TS 36.314 [13]) ) TimeDuration: Integer (in unit of seconds)</p>	<p>type: data type multiplicity: 0..1 isOrdered: N/A isUnique: N/A defaultValue: None isNullable: False</p>
intraRatesDeactivationCandidateCellsLoadParameters	<p>This attribute is relevant, if the cell acts as a candidate cell. This attribute indicates the traffic load threshold and the time duration which is used by distributed ES algorithms to allow a cell to leave the energySaving state. Threshold and time duration are applied to the candidate cell when it which provides coverage backup for the cell in energySaving state. The threshold applies in the same way for a candidate cell, no matter for which original cell it provides backup coverage.</p> <p>The time duration indicates how long the traffic in the candidate cell needs to have been above the threshold to wake up one or more original cells which have been provided backup coverage by the candidate cell.</p> <p>allowedValues: Threshold: Integer 0..100 (Percentage of PRB usage (see 3GPP TS 36.314 [13]) ) TimeDuration: Integer (in unit of seconds)</p>	<p>type: data type multiplicity: 0..1 isOrdered: N/A isUnique: N/A defaultValue: None isNullable: False</p>
esNotAllowedTimePeriod	<p>This attribute can be used to prevent a cell entering energySaving state.</p> <p>This attribute indicates a list of time periods during which inter-RAT energy saving is not allowed.</p> <p>Time period is valid on the specified day and time of every week.</p> <p>allowedValues: The legal values are as follows: startTime and endTime: All values that indicate valid UTC time. endTime should be later than startTime.</p> <p>periodOfDay: structure of startTime and endTime.</p> <p>daysOfWeekList: list of weekday. weekday: Monday, Tuesday, ... Sunday.</p> <p>List of time periods: { { daysOfWeek daysOfWeekList, periodOfDay dailyPeriod } }</p>	<p>type: data type multiplicity: 0..* isOrdered: False isUnique: True defaultValue: None isNullable: False</p>

Attribute Name	Documentation and Allowed Values	Properties
interRatEsActivationOriginalCellParameters	<p>This attribute is relevant, if the cell acts as an original cell.</p> <p>This attribute indicates the traffic load threshold and the time duration, which are used by distributed inter-RAT ES algorithms to allow an original cell to enter the energySaving state. The time duration indicates how long the traffic load (both for UL and DL) needs to have been below the threshold.</p> <p>In case the original cell is an EUTRAN cell, the load information refers to Composite Available Capacity Group IE (see 3GPP TS 36.413 [12] Annex B.1.5) and the following applies: Load = (100 - 'Capacity Value') * 'Cell Capacity Class Value', where 'Capacity Value' and 'Cell Capacity Class Value' are defined in 3GPP TS 36.423 [7].</p> <p>In case the original cell is a UTRAN cell, the load information refers to Cell Load Information Group IE (see 3GPP TS 36.413 [12] Annex B.1.5) and the following applies: Load = 'Load Value' * 'Cell Capacity Class Value', where 'Load Value' and 'Cell Capacity Class Value' are defined in 3GPP TS 25.413 [19].</p> <p>If the 'Cell Capacity Class Value' is not known, then 'Cell Capacity Class Value' should be set to 1 when calculating the load, and the load threshold should be set in range of 0..100.</p> <p>allowedValues: LoadThreshold: Integer 0..10000 TimeDuration: Integer 0..900 (in unit of seconds)</p>	<p>type: data type multiplicity: 1 isOrdered: N/A isUnique: N/A defaultValue: None isNullable: True</p>
interRatEsActivationCandidateCellParameters	<p>This attribute is relevant, if the cell acts as a candidate cell.</p> <p>This attribute indicates the traffic load threshold and the time duration, which are used by distributed inter-RAT ES algorithms to allow an original cell to enter the energySaving state. Threshold and time duration are applied to the candidate cell(s) which will provide coverage backup of an original cell when it is in the energySaving state.</p> <p>The time duration indicates how long the traffic load (both for UL and DL) in the candidate cell needs to have been below the threshold before any original cells which will be provided backup coverage by the candidate cell enters energySaving state.</p> <p>In case the candidate cell is a UTRAN or GERAN cell, the load information refers to Cell Load Information Group IE(see 3GPP TS 36.413 [12] Annex B.1.5) and the following applies: Load = 'Load Value' * 'Cell Capacity Class Value', where 'Load Value' and 'Cell Capacity Class Value' are defined in 3GPP TS 25.413 [19] (for UTRAN) / TS 48.008 [20] (for GERAN).</p> <p>If the 'Cell Capacity Class Value' is not known, then 'Cell Capacity Class Value' should be set to 1 when calculating the load, and the load threshold should be set in range of 0..100.</p> <p>allowedValues: LoadThreshold: Integer 0..10000 TimeDuration: Integer 0..900 (in unit of seconds)</p>	<p>type: data type multiplicity: 0..1 isOrdered: N/A isUnique: N/A defaultValue: None isNullable: False</p>

Attribute Name	Documentation and Allowed Values	Properties
interRatEsDeactivationCandidateCellParameters	<p>This attribute is relevant, if the cell acts as a candidate cell. This attribute indicates the traffic load threshold and the time duration which is used by distributed inter-RAT ES algorithms to allow an original cell to leave the energySaving state. Threshold and time duration are applied to the candidate cell which provides coverage backup for the cell in energySaving state. The time duration indicates how long the traffic load (either for UL or DL) in the candidate cell needs to have been above the threshold to wake up one or more original cells which have been provided backup coverage by the candidate cell.</p> <p>For the load see the definition of interRatEsActivationCandidateCellParameters.</p> <p>allowedValues: LoadThreshold: Integer 0..10000 TimeDuration: Integer 0..900 (in unit of seconds)</p>	<p>type: data type multiplicity: 0..1 isOrdered: N/A isUnique: N/A defaultValue: None isNullable: False</p>
isProbingCapable	<p>This attribute indicates whether this cell is capable of performing the ES probing procedure. During this procedure the eNB owning the cell indicates its presence to UEs for measurement purposes, but prevents idle mode UEs from camping on the cell and prevents incoming handovers to the same cell. If this parameter is absent, then probing is not done.</p> <p>allowedValues: yes, no</p>	<p>type: enumeration multiplicity: 0..1 isOrdered: N/A isUnique: N/A defaultValue: None isNullable: False</p>
dmroControl	<p>This attribute determines whether the MRO function is enabled or disabled.</p> <p>allowedValues: TRUE,FALSE</p>	<p>type: Boolean multiplicity: 1 isOrdered: N/A isUnique: N/A defaultValue: None isNullable: False</p>
cSonPciList	<p>This holds a list of physical cell identities that can be assigned to the pci attribute by gNB. The assignment algorithm is not specified.</p> <p>This attribute shall be supported if and only if the C-SON PCI configuration is supported. See 3GPP TS 28.313, ref [57] subclause 7.1.3.</p> <p>allowedValues: See 3GPP TS 38.211 [32] subclause 7.4.2.1 for legal values of pci. The number of pci in the list is 1 to 100X.</p>	<p>type: Integer multiplicity: 1..* isOrdered: False isUnique: True defaultValue: None isNullable: False</p>
ueAccProbabilityDist	<p>This is a list of target Access Probability (<math>AP_n</math>) for the RACH optimization function.</p> <p>Each instance <math>AP_n</math> of the list is the probability that the UE gets access on the RACH channel per cell within <math>n</math> number of preambles sent over an unspecified sampling period.</p> <p>This target is suitable for RACH optimization.</p> <p>allowedValues: Each element of the list, <math>AP_n</math>, is a pair (<math>a, n</math>) where <math>a</math> is the targetProbability (in %) and <math>n</math> is the number of preambles sent.</p> <p>The legal values for <math>a</math> are 25, 50, 75, 90. The legal values for <math>n</math> are 1 to 200.</p> <p>The number of elements specified is 4. The number of elements supported is vendor specific. The choice of supported values for <math>a</math> and <math>n</math> is vendor-specific.</p>	<p>type: data type multiplicity: 0..* isOrdered: False isUnique: True defaultValue: None isNullable: False</p>

Attribute Name	Documentation and Allowed Values	Properties
ueAccDelayProbabilityDist	<p>This is a list of target Access Delay probability (<math>AD_P</math>) for the RACH optimization function.</p> <p>Each instance <math>AD_P</math> of the list is the target time before the UE gets access on the RACH channel per cell, for the <math>P</math> percent of the successful RACH Access attempts with lowest access delay, over an unspecified sampling period.</p> <p>This target is suitable for RACH optimization.</p> <p>allowedValues: Each element of the list, <math>AD_p</math>, is a pair (<math>p, d</math>) where <math>p</math> is the targetProbability (in %) and <math>d</math> is the access delay (in milliseconds).</p> <p>The legal values for <math>p</math> are 25, 50, 75, 90. The legal values for <math>d</math> are 10 to 560.</p> <p>The number of elements specified is 4. The number of elements supported is vendor specific. The choice of supported values for <math>a</math> and <math>b</math> is vendor-specific.</p>	<p>type: data type multiplicity: 0..* isOrdered: False isUnique: True defaultValue: None isNullable: False</p>
drachOptimizationControl	<p>This attribute determines whether the RACH Optimization function is enabled or disabled.</p> <p>allowedValues: TRUE,FALSE</p>	<p>type: Boolean multiplicity: 1 isOrdered: N/A isUnique: N/A defaultValue: None isNullable: False</p>
nrPciList	<p>This holds a list of physical cell identities that can be assigned to the NR cells.</p> <p>This attribute shall be supported if D-SON PCI configuration function is supported. See subclause 8.2.3, 8.3.1 in 3GPP TS 28.313 [57].</p> <p>allowedValues: See 3GPP TS 38.211 [32] subclause 7.4.2 for legal values of pci. The number of pci in the list is 0 to 1007.</p>	<p>type: Integer multiplicity: 0..1007 isOrdered: False isUnique: True defaultValue: None isNullable: False</p>
dPciConfigurationControl	<p>This attribute determines whether the Distributed SON PCI configuration Function is enabled or disabled.</p> <p>allowedValues: TRUE,FALSE</p>	<p>type: Boolean multiplicity: 1 isOrdered: N/A isUnique: N/A defaultValue: None isNullable: False</p>
cPciConfigurationControl	<p>This attribute determines whether the Centralized SON PCI configuration function is enabled or disabled.</p> <p>allowedValues: TRUE,FALSE</p>	<p>type: Boolean multiplicity: 1 isOrdered: N/A isUnique: N/A defaultValue: None isNullable: False</p>
maximumDeviationHoTrigger	<p>This parameter defines the maximum allowed absolute deviation of the Handover Trigger, from the default point of operation (see clause 15.5.2.5 in 3GPP TS 38.300 [3] and clause 9.2.2.61 in 3GPP TS 38.423 [58]).</p> <p>allowedValues: -20..20 Unit: 0.5 dB</p>	<p>type: Integer multiplicity: 0..1 isOrdered: N/A isUnique: N/A defaultValue: None isNullable: False</p>
minimumTimeBetweenHoTriggerChange	<p>This parameter defines the minimum allowed time interval between two Handover Trigger change performed by MRO. This is used to control the stability and convergence of the algorithm (see clause 15.5.2.5 in 3GPP TS 38.300 [3]).</p> <p>allowedValues: 0..604800 Unit: Seconds</p>	<p>type: Integer multiplicity: 0..1 isOrdered: N/A isUnique: N/A defaultValue: None isNullable: False</p>

Attribute Name	Documentation and Allowed Values	Properties
tstoreUEcntxt	The timer used for detection of too early HO, too late HO and HO to wrong cell. Corresponds to Tstore_UE_cntxt timer described in clause 15.5.2.5 in 3GPP TS 38.300 [3]. This attribute is used for Mobility Robustness Optimization.  allowedValues: 0..1023 Unit: 100 milliseconds	type: Integer multiplicity: 0..1 isOrdered: N/A isUnique: N/A defaultValue: None isNullable: False
configurable5QISetRef	This is the DN of Configurable5QISet.  The detailed definition for Configurable5QISet see clause 5.3.75.  allowedValues: DN of the Configurable5QISet MOI.	type: String multiplicity: 0..1 isOrdered: False isUnique: True defaultValue: None isNullable: False
dynamic5QISetRef	This is the DN of Dynamic5QISet.  The detailed definition for Dynamic5QISet see clause 5.3.94.  allowedValues: DN of the Dynamic5QISet MOI.	type: String multiplicity: 0..1 isOrdered: False isUnique: True defaultValue: None isNullable: False
frequencyDomainPara	This attribute defines configuration parameters of frequency domain resource to support RIM RS.  allowedValues: Not applicable.	type: FrequencyDomainPara multiplicity: 1 isOrdered: N/A isUnique: N/A defaultValue: None isNullable: False
sequenceDomainPara	This attribute defines configuration parameters of sequence domain resource to support RIM RS.  allowedValues: Not applicable.	type: SequenceDomainPara multiplicity: 1 isOrdered: N/A isUnique: N/A defaultValue: None isNullable: False
timeDomainPara	This attribute defines configuration parameters of time domain resource to support RIM RS.  allowedValues: Not applicable.	type: TimeDomainPara multiplicity: 1 isOrdered: N/A isUnique: N/A defaultValue: None isNullable: False
rimsSubcarrierSpacing	It is the subcarrier spacing configuration ( $\mu$ ) for the RIM-RS. Subcarrier spacing $\Delta f = 2^\mu \cdot 15 \text{ kHz}$ . (see 38.211 [32], subclause 5.3.3).  allowedValues: 0, 1	type: Integer multiplicity: 1 isOrdered: N/A isUnique: N/A defaultValue: None isNullable: False
rimsBandwidth	It is the bandwidth of the RIM-RS in resource blocks (see 38.211 [32], subclause 5.3.3). For carrier bandwidth larger than 20MHz, this attribute should be 96 if subcarrier spacing is 15kHz; 48 or 96 if subcarrier spacing is 30kHz; For carrier bandwidth smaller than or equal to 20MHz, this attribute should be Minimum of {96, bandwidth of downlink carrier in number of PRBs} if subcarrier spacing is 15kHz; Minimum of {48, bandwidth of downlink carrier in number of PRBs} if subcarrier spacing is 30kHz;  allowedValues: 1,2..96	type: Integer multiplicity: 1 isOrdered: N/A isUnique: N/A defaultValue: None isNullable: False



Attribute Name	Documentation and Allowed Values	Properties
nrofGlobalRIMRSFrequencyCandidates	It is the number of candidate frequency resources in the whole network ( $N_f^{RIM}$ ) (see 38.211 [32], subclause 7.4.1.6).  allowedValues: 1,2,4	type: Integer multiplicity: 1 isOrdered: N/A isUnique: N/A defaultValue: None isNullable: False
rimRSStartingFrequencyOffsetIdList	It is a list of configured frequency offsets in units of resource blocks, where each element is the frequency offset relative to a configured reference point for RIM-RS. The size of the list is nrofGlobalRIMRSFrequencyCandidates and the resulting frequency resource blocks of RIM-RS corresponding to different configured frequency offset have no overlapping bandwidth. (see 38.211 [32], subclause 7.4.1.6).  allowedValues: 0..maxNrofPhysicalResourceBlocks-1 where maxNrofPhysicalResourceBlocks = 550	type: Integer multiplicity: 1, 2, 4 isOrdered: False isUnique: True defaultValue: None isNullable: False
nrofRIMRSSequenceCandidatesofRS1	It is the number of candidate sequences assigned for RIM RS-1 ( $N_s^{RIM,1}$ ) (see 38.211 [32], subclause 7.4.1.6). It should be even when enableEnoughNotEnoughIndication for RS-1 is ON  allowedValues: 1,2..8  see NOTE 10	type: Integer multiplicity: 1 isOrdered: N/A isUnique: N/A defaultValue: None isNullable: False
rimRSScrambleIdListofRS1	It is a list of configured scrambling identities for RIM RS-1 (see 38.211 [32], subclause 7.4.1.6). The size of the list is nrofRIMRSSequenceCandidatesofRS1.  allowedValues: 0..2^10-1	type: Integer multiplicity: 1, 2..8 isOrdered: False isUnique: True defaultValue: None isNullable: False
nrofRIMRSSequenceCandidatesofRS2	It is the number of candidate sequences assigned for RIM RS-2 ( $N_s^{RIM,2}$ ) (see 3GPP TS 38.211 [32], subclause 7.4.1.6).  allowedValues: 1,2..8  see NOTE 10	type: Integer multiplicity: 1 isOrdered: N/A isUnique: N/A defaultValue: None isNullable: False
rimRSScrambleIdListofRS2	It is a list of configured scrambling identities for RIM RS-2 (see 3GPP TS 38.211 [32], subclause 7.4.1.6).. The size of the list is nrofRIMRSSequenceCandidatesofRS2.  allowedValues: 0..2^10-1	type: Integer multiplicity: 1, 2..8 isOrdered: False isUnique: True defaultValue: None isNullable: False
enableEnoughNotEnoughIndication	It is indication of whether "Enough" / "Not enough" indication functionality is enabled for RIM RS-1 (see 38.211 [32], subclause 7.4.1.6).  If the indication is "enable", the first half of nrofRIMRSSequenceCandidatesofRS1 sequences indicates "Not enough mitigation", and the second half indicates "Enough mitigation", where, "Enough mitigation" indicates that IoT going back to certain level at victim side and/or no further interference mitigation actions are needed at aggressor side "Not enough mitigation" indicates that IoT exceeding certain level at victim side and/or further interference mitigation actions are needed at aggressor side  enableEnoughNotEnoughIndication is equivalent to EnoughIndication (see 3GPP TS 38.211 [32], subclause 7.4.1.6)  allowedValues: "ENABLE", "DISABLE"  see NOTE 8	type: Enum multiplicity: 1 isOrdered: N/A isUnique: N/A defaultValue: DISABLE isNullable: False

Attribute Name	Documentation and Allowed Values	Properties
RIMRSScrambleTimeMultiplier	<p>It is parameter multiplier factor <math>\gamma</math> for initialization seed of the pseudo-random sequence <math>c_{\gamma}(i)</math> (see 3GPP TS 38.211 [32], subclause 7.4.1.6.2).</p> <p>allowedValues: 0,1,...<math>2^{31}-1</math></p>	<p>type: Integer multiplicity: 1 isOrdered: N/A isUnique: N/A defaultValue: None isNullable: False</p>
RIMRSScrambleTimeOffset	<p>It is parameter offset <math>\delta</math> for initialization seed of the pseudo-random sequence <math>c_{\gamma}(i)</math> (see 3GPP TS 38.211 [32], subclause 7.4.1.6.2).</p> <p>allowedValues: 0,1,...<math>2^{31}-1</math></p>	<p>type: Integer multiplicity: 1 isOrdered: N/A isUnique: N/A defaultValue: None isNullable: False</p>
dlULSwitchingPeriod1	<p>This attribute is used to configure the first uplink-downlink switching period (P1) for RIM RS transmission in the network, where one RIM RS is configured in one uplink-downlink switching period. (see 3GPP TS 38.211 [32], subclause 7.4.1.6). When only one TDD-UL-DL-Pattern is configured, only dl-UL-SwitchingPeriod1 is configured, where P1 equals to the transmission periodicity of the TDD-UL-DL-Pattern. When two concatenated TDD-UL-DL-Patterns are configured, and RIM-RS resources is configured only in one of the TDD patterns, only dl-UL-SwitchingPeriod1 is configured, where P1 equals to the addition of the concatenated transmission periodicity of the two TDD-UL-DL-Patterns. When two concatenated TDD-UL-DL-Patterns are configured, and RIM-RS resources are configured in both TDD patterns, both dl-UL-SwitchingPeriod1 and dl-UL-SwitchingPeriod2 are configured, where P1 equals to the transmission periodicity of the first TDD-UL-DL-Pattern.</p> <p>P1 is equivalent to <math>T_{per,1}^{RIM}</math> (see 3GPP TS 38.211 [32], subclause 7.4.1.6)</p> <p>See NOTE 6</p> <p>allowedValues: MS0P5, MS0P625, MS1, MS1P25, MS2, MS2P5, MS4, MS5, MS10, MS20, if a single uplink-downlink period is configured for RIM-RS purposes; MS0P5, MS0P625, MS1, MS1P25, MS2, MS2P5, MS3, MS4, MS5, MS10, MS20, if two uplink-downlink periods are configured for RIM-RS purposes.</p> <p>see NOTE 9</p>	<p>type: Enum multiplicity: 1 isOrdered: N/A isUnique: N/A defaultValue: None isNullable: False</p>

Attribute Name	Documentation and Allowed Values	Properties
symbolOffsetOfReferencePoint1	<p>This attribute is used to configure the reference point in the first uplink-downlink switching period, which is the symbols offset of the reference point after the starting boundary of the first uplink-downlink switching period. It's Configured together with dl-UL-SwitchingPeriod1 (see 3GPP TS 38.211 [32], subclause 7.4.1.6). When only one TDD-UL-DL-Pattern is configured, the reference point configured for the first uplink-downlink switching period is the DL transmission boundary of the TDD-UL-DL-Pattern.</p> <p>When two concatenated TDD-UL-DL-Patterns are configured, and RIM-RS resources is configured only in one of the TDD patterns, the reference point configured for the first uplink-downlink switching period is the DL transmission boundary of the TDD-UL-DL-Pattern where the RIM-RS resource is configured.</p> <p>When two concatenated TDD-UL-DL-Patterns are configured, and RIM-RS resources are configured in both TDD patterns, the reference points configured for first uplink-downlink switching period is the DL transmission boundary of the first TDD-UL-DL-Pattern.</p> <p>allowedValues: 2, 3..20*2*maxNrofSymbols-1, where maxNrofSymbols=14</p>	<p>type: Integer multiplicity: 1 isOrdered: N/A isUnique: N/A defaultValue: None isNullable: False</p>
dlULSwitchingPeriod2	<p>This attribute is used to configure the second uplink-downlink switching period (P2) for RIM RS transmission in the network, where one RIM RS is configured in one uplink-downlink switching period (see 3GPP TS 38.211 [32], subclause 7.4.1.6). When two concatenated TDD-UL-DL-Patterns are configured, and RIM-RS resources are configured in both TDD patterns, both dl-UL-SwitchingPeriod1 and dl-UL-SwitchingPeriod2 are configured, where P2 equals to the transmission periodicity of the second TDD-UL-DL-Pattern, and where (P1 + P2) divides 20 ms.</p> <p>allowedValues: MS0P5, MS0P625, MS1, MS1P25, MS2, MS2P5, MS3, MS4, MS5, MS10</p> <p>P2 is equivalent to <math>T_{per,2}^{RIM}</math> (see 38.211 [32], subclause 7.4.1.6)</p> <p>See NOTE 9</p>	<p>type: Enum multiplicity: 1 isOrdered: N/A isUnique: N/A defaultValue: None isNullable: False</p>
symbolOffsetOfReferencePoint2	<p>This attribute is used to configure the reference point in the second uplink-downlink switching period, which is the symbol offset of the reference point after starting boundary of the second uplink-downlink switching period. Configured together with dl-UL-SwitchingPeriod2 (see 3GPP TS 38.211 [32], subclause 7.4.1.6). When two concatenated TDD-UL-DL-Patterns are configured, and RIM-RS resources are configured in both TDD patterns, the reference points configured for second uplink-downlink switching period is the DL transmission boundary of the second TDD-UL-DL-Pattern.</p> <p>allowedValues: 2, 3..20*2*maxNrofSymbols-1, where maxNrofSymbols=14</p>	<p>type: Integer multiplicity: 1 isOrdered: N/A isUnique: N/A defaultValue: None isNullable: False</p>
totalNrofSetIdofRS1	<p>It is the total number of set IDs for RIM RS-1 (<math>N_{setID}^{RIM,1}</math>) (see 3GPP TS 38.211 [32], subclause 7.4.1.6).</p> <p>allowedValues: 0,1...2^22</p>	<p>type: Integer multiplicity: 1 isOrdered: N/A isUnique: N/A defaultValue: None isNullable: False</p>
totalNrofSetIdofRS2	<p>It is total number of set IDs for RIM RS-2 (<math>N_{setID}^{RIM,2}</math>) (see 3GPP TS 38.211 [32], subclause 7.4.1.6).</p> <p>allowedValues: 0,1...2^22</p>	<p>type: Integer multiplicity: 1 isOrdered: N/A isUnique: N/A defaultValue: None isNullable: False</p>

Attribute Name	Documentation and Allowed Values	Properties
nrofConsecutiveRIMRS1	It is the number of consecutive uplink-downlink switching periods for RS-1 (R1) for repetition/near-far indication. (see 3GPP TS 38.211 [32], subclause 7.4.1.6).  allowedValues: 1,2,4,8  see NOTE 7	type: Integer multiplicity: 1 isOrdered: N/A isUnique: N/A defaultValue: None isNullable: False
nrofConsecutiveRIMRS2	It is the number of consecutive uplink-downlink switching periods for RS-2 (R2) for repetition/near-far indication. (see 3GPP TS 38.211 [32], subclause 7.4.1.6).  allowedValues: 1,2,4,8  see NOTE 7	type: Integer multiplicity: 1 isOrdered: N/A isUnique: N/A defaultValue: None isNullable: False
consecutiveRIMRS1List	It is used to configure the OFDM symbol position(s) of RIM RS-1 within the uplink-downlink switching period. It is a list of symbol offset of RIM RS-1 ( $N_{\text{sym,ref}}^{\text{RIM},1}$ ) before the reference point. The size of the list is nrofConsecutiveRIMRS1 (see 3GPP TS 38.211 [32], subclause 7.4.1.6). The resulting RIM RS-1 symbols and its reference point shall belong to the same 10ms frame. .  allowedValues: 2,3..20*2*maxNrofSymbols-1, where maxNrofSymbols=14	type: Integer multiplicity: * isOrdered: False isUnique: True defaultValue: None isNullable: False
consecutiveRIMRS2List	It is used to configure the OFDM symbol position(s) of RIM RS-2 within the uplink-downlink switching period. It is a list of symbol offset of RIM RS-2 ( $N_{\text{sym,ref}}^{\text{RIM},2}$ ) before the reference point. The size of the list is nrofConsecutiveRIMRS2 (see 3GPP TS 38.211 [32], subclause 7.4.1.6). The resulting RIM RS-2 symbols and its reference point shall belong to the same 10ms frame. .  allowedValues: 2,3..20*2*maxNrofSymbols-1, where maxNrofSymbols=14	type: Integer multiplicity: * isOrdered: False isUnique: True defaultValue: None isNullable: False
enableNearFarIndicationRS1	It is indication of whether near-far functionality is enabled for RIM RS1.  If the indication is "enable", the first half of nrofConsecutiveRIMRS1 (R1) consecutive uplink-downlink switching period is for "Near" indication with R1/2 repetitions, the second half of R1 consecutive uplink-downlink switching period is for "Far" indication with R1/2 repetitions.  allowedValues: "ENABLE", "DISABLE"  see NOTE 10	type: ENUM multiplicity: 1 isOrdered: N/A isUnique: N/A defaultValue: DISABLE isNullable: False

Attribute Name	Documentation and Allowed Values	Properties
enablenearfarIndicationRS2	<p>It is indication of whether near-far functionality is enabled for RIMRS2.</p> <p>If the indication is "enable", the first half of <code>nrofConsecutiveRIMRS2</code> (R2) consecutive uplink-downlink switching period is for "Near" indication with R2/2 repetitions, the second half of R2 consecutive uplink-downlink switching period is for "Far" indication with R2/2 repetitions.</p> <p>allowedValues: "ENABLE", "DISABLE"</p> <p>See NOTE 10</p>	<p>type: ENUM</p> <p>multiplicity: 1</p> <p>isOrdered: N/A</p> <p>isUnique: N/A</p> <p>defaultValue: DISABLE</p> <p>isNullable: False</p>
rimRSReportConf	<p>It is used to configure gNBs to report the all necessary information derived from the detected RIM-RS to OAM.</p> <p>allowedValues: Not applicable</p>	<p>type: RimRSReportConf</p> <p>multiplicity: 1</p> <p>isOrdered: N/A</p> <p>isUnique: N/A</p> <p>defaultValue: N/A</p> <p>isNullable: False</p>
reportIndicator	<p>It is used to enable or disable the RS report on a gNB.</p> <p>If the indication is "enable", the gNB starts to periodically report necessary information derived from the detected RIM-RS to OAM.</p> <p>If the indication is "disable", the gNB stops reporting.</p> <p>allowedValues: ENABLE, DISABLE</p>	<p>type: ENUM</p> <p>multiplicity: 1</p> <p>isOrdered: N/A</p> <p>isUnique: N/A</p> <p>defaultValue: DISABLE</p> <p>isNullable: False</p>
reportInterval	<p>It is used to define reporting interval of a gNB in ms.</p> <p>allowedValues: Not applicable</p>	<p>type: Integer</p> <p>multiplicity: 1</p> <p>isOrdered: N/A</p> <p>isUnique: N/A</p> <p>defaultValue: None</p> <p>isNullable: False</p>
nrofRIMRSReportInfo	<p>It is used to define the maximum number of RIMRSReportInfo in a single report.</p> <p>allowedValues: Not applicable</p>	<p>type: Integer</p> <p>multiplicity: 1</p> <p>isOrdered: N/A</p> <p>isUnique: N/A</p> <p>defaultValue: None</p> <p>isNullable: False</p>
maxPropagationDelay	<p>It is used to define the maximum reported OFDM symbol number for the propagation delay of the detected RIM-RS in each RIMRSReportInfo.</p> <p>allowedValues: 0, 1..20*maxNrofSymbols-1, where maxNrofSymbols=14.</p>	<p>type: Integer</p> <p>multiplicity: 1</p> <p>isOrdered: N/A</p> <p>isUnique: N/A</p> <p>defaultValue: None</p> <p>isNullable: False</p>
rimRSReportInfoList	<p>It represents a list (the length of the list is <code>nrofRIMRSReportInfo</code>) of necessary information derived from the detected RIM-RS.</p> <p>allowedValues: Not applicable</p>	<p>type: RimRSReportInfo</p> <p>multiplicity: *</p> <p>isOrdered: False</p> <p>isUnique: True</p> <p>defaultValue: N/A</p> <p>isNullable: False</p>
detectedSetID	<p>This attribute indicates the Set ID of the detected RIM-RS.</p> <p>allowedValues: 0,1...max{totalnrofSetIdofRS1, totalnrofSetIdofRS2}.</p>	<p>type: Integer</p> <p>multiplicity: 1</p> <p>isOrdered: N/A</p> <p>isUnique: N/A</p> <p>defaultValue: None</p> <p>isNullable: False</p>
propagationDelay	<p>This attribute indicates the propagation delay of the detected RIM-RS, in number of OFDM symbol.</p> <p>allowedValues: 0, 1.. maxPropagationDelay.</p>	<p>type: Integer</p> <p>multiplicity: 1</p> <p>isOrdered: N/A</p> <p>isUnique: N/A</p> <p>defaultValue: None</p> <p>isNullable: False</p>

Attribute Name	Documentation and Allowed Values	Properties
functionalityOfRIMRS	<p>This attribute indicates the functionality of the detected RIM-RS. If the indication of <code>enableEnoughNotEnoughIndication</code> is "enable", valid values are {RS2, RS1forEnoughMitigation, RS1forNotEnoughMitigation}; If the indication of <code>enableEnoughNotEnoughIndication</code> is "disable", valid values are {RS1, RS2}.</p> <p>RS1forEnoughMitigation means RIM-RS type 1 is used to indicate 'enough mitigation' functionality. RS1forNotEnoughMitigation means RIM-RS type 1 is used to indicate 'Not enough mitigation' functionality.</p> <p>allowedValues: RS1, RS2, RS1forEnoughMitigation, RS1forNotEnoughMitigation</p>	<p>type: Enum multiplicity: 1 isOrdered: N/A isUnique: N/A defaultValue: None isNullable: False</p>
rimRSMonitoringWindowDuration	<p>This attribute configures a duration of the monitoring window in which gNB monitors the RIM-RS, in unit of <math>P_t</math>, where <math>P_t</math> is the RIM-RS transmission periodicity in units of uplink-downlink switching period (see 38.211 [32], subclause 7.4.1.6). This field is configured together with <code>rimRSMonitoringInterval</code>, <code>rimRSMonitoringWindowStartingOffset</code>, <code>rimRSMonitoringOccasionInterval</code> and <code>rimRSMonitoringOccasionStartingOffset</code>.</p> <p>The duration of the monitoring window is expected to be larger than or equal to <math>M * P_t</math>, where <math>M</math> is the interval between adjacent monitoring occasions within the monitoring window (configured by <code>rimRSMonitoringInterval</code>).</p> <p>The absolute duration of the monitoring window is not expected to be larger than the periodicity of the monitoring window (configured by <code>rimRSMonitoringWindowPeriodicity</code>).</p> <p>Only the earliest <math>N_T</math> consecutive detection durations in each RIM-RS transmission periodicity (<math>P_t</math>) in the monitoring window are taken as valid time for monitoring potential interference, and they are consecutively monitored in the monitoring window, while the residual part of each RIM-RS transmission periodicity is not used for discovering potential interference, where, a consecutive detection duration spans <math>P1 * R1</math> (if only <math>P1</math> is configured) or <math>(P1 + P2)/2 * R1</math> (if both <math>P1</math> and <math>P2</math> are configured), where, <math>R1</math> is the number of consecutive uplink-downlink switching periods for RS-1 (configured by <code>nrofConsecutiveRIMRS1</code>), <math>P1</math> is the first uplink-downlink switching period (configured by <code>dlULSwitchingPeriod1</code>), <math>P2</math> is the second uplink-downlink switching period (configured by <code>dlULSwitchingPeriod2</code>), and</p> $N_T = \begin{cases} \left\lceil \frac{N_{\text{setID}}^{\text{RIM},1}}{N_f^{\text{RIM}} N_s^{\text{RIM},1}} \right\rceil & \text{if } \text{enableEnoughNotEnoughIndication} \text{ is "disable"} \\ \left\lceil \frac{2 N_{\text{setID}}^{\text{RIM},1}}{N_f^{\text{RIM}} N_s^{\text{RIM},1}} \right\rceil & \text{if } \text{enableEnoughNotEnoughIndication} \text{ is "enable"} \end{cases}$ <p><math>N_{\text{setID}}^{\text{RIM},1}</math> is the total number of set IDs for RIM RS-1 (configured by <code>totalNrofSetIdofRS1</code>), <math>N_f^{\text{RIM}}</math> is the number of candidate frequency resources in the whole network (configured by <code>nrofGlobalRIMRSFrequencyCandidates</code>), and <math>N_s^{\text{RIM},1}</math> is the number of candidate sequences assigned for RIM RS-1 (configured by <code>nrofRIMRSSequenceCandidatesofRS1</code>).</p> <p>allowedValues: 1,2,...2^14</p>	<p>type: Integer multiplicity: 1 isOrdered: N/A isUnique: N/A defaultValue: None isNullable: False</p>

Attribute Name	Documentation and Allowed Values	Properties
rimRSMonitoringWindowPeriodicity	This attribute configures the periodicity of the monitoring window, in unit of hours.  allowedValues: 1, 2, 3, 4, 6, 8, 12, 24	type: Integer multiplicity: 1 isOrdered: N/A isUnique: N/A defaultValue: None isNullable: False
rimRSMonitoringWindowStartingOffset	This attribute configures the start offset of the first monitoring window within one day, in unit of hours.  allowedValues: 0,1,2..23	type: Integer multiplicity: 1 isOrdered: N/A isUnique: N/A defaultValue: None isNullable: False
rimRSMonitoringOccasionInterval	This attribute configures the interval between adjacent monitoring occasions ( $M$ ) within the monitoring window, in unit of consecutive detection duration. $M$ is expected to be prime to $N_T$ , where $N_T$ is given in above attribute <code>rimRSMonitoringWindowDuration</code> .  allowedValues: 1,2.. $N_T$ -1.	type: Integer multiplicity: 1 isOrdered: N/A isUnique: N/A defaultValue: None isNullable: False
rimRSMonitoringOccasionStartingOffset	This attribute configures the start offset of the first monitoring occasions within the monitoring window ( $S_M$ ), in unit of consecutive detection duration. gNB starts monitoring potential interference from the $S_M$ -th consecutive detection duration in the first complete RIM-RS transmission periodicity ( $P_t$ ) within the monitoring window.  allowedValues: 0,1,2.. $M$ -1  where $M$ is the the interval between adjacent monitoring occasions within the monitoring window (configured by <code>rimRSMonitoringOccasionInterval</code> )	Integer multiplicity: 1 isOrdered: N/A isUnique: N/A defaultValue: None isNullable: False
victimSetRef	This attribute contains the DN of a victim Set ( <code>RimRSSet</code> )  allowedValues: Not applicable.	type: DN multiplicity: 1 isOrdered: N/A isUnique: True defaultValue: None isNullable: False
aggressorSetRef	This attribute contains the DN of an aggressor Set ( <code>RimRSSet</code> )  allowedValues: Not applicable.	type: DN multiplicity: 1 isOrdered: N/A isUnique: N/A defaultValue: None isNullable: False
setType	The attribute specifies type of a RIM-RS Set . RIM RS1 is generated and transmitted by victim to indicate its suffering remote interference, and RIM RS2 is generated and transmitted by aggressor to measure if Remote Interference still exist  If the attribute value is "RS1", the RIM-RS Set is victim set. If the attribute value is "RS2", the RIM-RS Set is aggressor set.  allowedValues: RS1, RS2.	type: ENUM multiplicity: 1 isOrdered: N/A isUnique: N/A defaultValue: None isNullable: False
nrCellDURef	This attribute contains the DN of a NR Cell ( <code>NRCellDU</code> )  allowedValues: Not applicable.	type: DN multiplicity: * isOrdered: False isUnique: True defaultValue: None isNullable: False

Attribute Name	Documentation and Allowed Values	Properties
isENDCAllowed	<p>This indicates if EN-DC is allowed or prohibited.</p> <p>If TRUE, the target cell is allowed to be used for EN-DC. The target cell is referenced by the NRCellRelation that contains this isENDCAllowed.</p> <p>If FALSE, EN-DC shall not be allowed.</p> <p>allowedValues: TRUE,FALSE</p>	<p>type: Boolean multiplicity: 1 isOrdered: N/A isUnique: N/A defaultValue: None isNullable: False</p>
x2BlackList	<p>This is a list of GeNBIds. If the target node GeNBId is a member of the source node's NRCellCU.x2BlackList, the source node is:</p> <ol style="list-style-type: none"> <li>1) prohibited from sending X2 connection requests to the target node;</li> <li>2) forced to tear down an established X2 connection to the target node;</li> <li>3) not allowed to accept incoming X2 connection requests from the target node.</li> </ol> <p>The same GeNBId may appear here and in NRCellCU.x2WhiteList. In such case, the GeNBId in x2WhiteList shall be treated as if it is absent.</p> <p>allowedValues: See NOTE 5.</p>	<p>type: DN multiplicity: 0..* isOrdered: False isUnique: True defaultValue: None isNullable: False</p>
xnBlackList	<p>This is a list of GgNBIds. If the target node GgNBId is a member of the source node's NRCellCU.xnBlackList, the source node is:</p> <ol style="list-style-type: none"> <li>1) prohibited from sending Xn connection requests to the target node;</li> <li>2) forced to tear down an established Xn connection to the target node;</li> <li>3) not allowed to accept incoming Xn connection requests from the target node.</li> </ol> <p>The same GgNBId may appear here and in NRCellCU.xnWhiteList. In such case, the GgNBId in xnWhiteList shall be treated as if it is absent.</p> <p>allowedValues: See NOTE 5.</p>	<p>type: DN multiplicity: 0..* isOrdered: False isUnique: True defaultValue: None isNullable: False</p>
x2WhiteList	<p>This is a list of GeNBIds. If the target node GeNBId is a member of the source node's NRCellCU.x2WhiteList, the source node is:</p> <ol style="list-style-type: none"> <li>1) allowed to request the establishment of an X2 connection to the target node;</li> <li>2) not allowed to initiate the tear down of an established X2 connection to the target node</li> </ol> <p>The same GeNBId may appear here and in NRCellCU.x2BlackList. In such case, the GeNBId here shall be treated as if it is absent.</p> <p>allowedValues: See NOTE 5.</p>	<p>type: String multiplicity: 0..* isOrdered: False isUnique: True defaultValue: None isNullable: False</p>



Attribute Name	Documentation and Allowed Values	Properties
xnWhiteList	<p>This is a list of GgNBIds. If the target node GgNBId is a member of the source node's NRCellCU.xnWhiteList, the source node is:</p> <ol style="list-style-type: none"> <li>1) allowed to request the establishment of Xn connection with the target node;</li> <li>2) not allowed to initiate the tear down of an established Xn connection to the target node</li> </ol> <p>The same GgNBId may appear here and in NRCellCU.xnBlackList. In such case, the GgNBId here shall be treated as if it is absent.</p> <p>allowedValues: See NOTE 5.</p>	<p>type: String multiplicity: 0..* isOrdered: False isUnique: True defaultValue: None isNullable: False</p>
xnHOBlackList	<p>This is a list of GgNBIds. For all the entries in NRCellCU.xnHOBlackList, the subject NRCellCU is prohibited to use the Xn interface for HOs even if an Xn interface exists to the target cell.</p> <p>allowedValues: See NOTE 5.</p>	<p>type: String multiplicity: 0..* isOrdered: False isUnique: True defaultValue: None isNullable: False</p>
x2HOBlackList	<p>This is a list of GeNBIds. For all the entries in NRCellCU.x2HOBlackList, the subject NRCellCU is prohibited to use the X2 interface for HOs even if an X2 interface exists to the target cell.</p> <p>allowedValues: See NOTE 5.</p>	<p>type: String multiplicity: 0..* isOrdered: False isUnique: True defaultValue: None isNullable: False</p>
tceIDMappingInfoList	<p>This attribute includes a list of TCE ID, PLMN where TCE resides and the corresponding TCE IP address. It is used in Logged MDT case to provide the information to the gNodeB or GNBCUCPFunction to get the corresponding TCE IP address when there is an MDT log received from the UE.</p> <p>allowedValues: Not applicable</p>	<p>type: tceIDMappingInfo multiplicity: 1..* isOrdered: False isUnique: True defaultValue: None isNullable: False</p>
tceIPAddress	<p>This attribute indicates IP address of TCE. (See subclause 4.1.1.9.2 in 3GPP TS 32.422 [68])</p>	<p>type: String multiplicity: 1 isOrdered: N/A isUnique: N/A defaultValue: None isNullable: False</p>
tceID	<p>This attribute indicates TCE Id. (See subclause 4.1.1.9.2 in 3GPP TS 32.422 [68])</p>	<p>type: Integer multiplicity: 1 isOrdered: N/A isUnique: N/A defaultValue: None isNullable: False</p>
plMNTarget	<p>This attribute indicates PLMN where TCE resides. (See subclauses 4.1.1.9.2 and 4.9.2 in 3GPP TS 32.422 [68])</p>	<p>Type: PLMNId multiplicity: 1 isOrdered: N/A isUnique: N/A defaultValue: None isNullable: False</p>

Attribute Name	Documentation and Allowed Values	Properties
NOTE 1:	Void.	
NOTE 2:	The radio resource can be signaling resources (e.g. RRC connected users) or user plane resources (e.g. PRB, DRB). Different RRM Policy maybe applied for different types of radio resource. E.g. <code>RRMPolicyRatio</code> is used for PRB resource.	
NOTE 3:	Void.	
NOTE 4:	A RRM Policy can make use of the defined policy (e.g. <code>RRMPolicyRatio</code> ) or a vendor specific RRM Policy.	
NOTE 5:	For Global gNB Identifiers, the entries are formatted according to the pattern <code>&lt;mcc&gt;&lt;mnc&gt;&lt;gNBIdLength&gt;&lt;gNBId&gt;</code> , where <code>&lt;mcc&gt;</code> is three digits, <code>&lt;mnc&gt;</code> two or three digits, <code>&lt;gNBIdLength&gt;</code> is a string containing a number <code>n</code> as digits, in the range 22 to 32, and <code>&lt;gNBId&gt;</code> is a string containing digits for the number 0 to $2^n-1$ . For Global eNB Identifiers, the entries are formatted according to the pattern <code>&lt;mcc&gt;&lt;mnc&gt;&lt;eNBIdLength&gt;&lt;eNBId&gt;</code> , where <code>&lt;mcc&gt;</code> is three digits, <code>&lt;mnc&gt;</code> two or three digits, <code>&lt;eNBIdLength&gt;</code> is a string containing a number <code>m</code> as digits, <code>m</code> being one of 18, 20, 21 or 22, and <code>&lt;eNBId&gt;</code> is a string containing digits for the number 0 to $2^m-1$ .	
NOTE 6:	The maximum number of total RIM RS sequence within 10ms is 32 regardless single or two uplink-downlink period are configured in the 10ms..	
NOTE 7:	<ol style="list-style-type: none"> <li>The maximum number of consecutive uplink-downlink switching periods for repetition/near-far-functionality is 8 (the number can be either 2, 4, or 8) with near-far functionality and with repetition.</li> <li>The maximum number of consecutive uplink-downlink switching periods for repetition is 4 (the number can be either 1, 2, or 4) without near-far functionality and with repetition only.</li> <li>The maximum number of consecutive uplink-downlink switching periods is 2 with near-far functionality only and without repetition.</li> </ol>	
NOTE 8 (for information):	"Not enough mitigation" means aggressor gNB needs to increase the interference mitigation level (i.e., further interference mitigation actions) (e.g., further reducing the DL transmission power on DL symbols at aggressor side), while "Enough mitigation" means aggressor gNB keeping the current interference mitigation level unchanged (i.e., no further interference mitigation actions) (e.g., remaining the DL transmission power on DL symbols unchanged at aggressor side).	
NOTE 9:	Value <code>MS0P5</code> corresponds to 0.5 ms, <code>MS0P625</code> corresponds to 0.625 ms, <code>MS1</code> corresponds to 1 ms, <code>MS1P25</code> corresponds to 1.25 ms, and so on.	
NOTE 10:	RIM RS-1, RIM-RS1, RIM RS1 is equivalent to RIM-RS type 1 (see 3GPP TS 38.211 [32], subclause 7.4.1.6). RIM RS-2, RIM-RS2, RIM RS2 is equivalent to RIM-RS type 2 (see 3GPP TS 38.211 [32], subclause 7.4.1.6).	

## 4.5 Common notifications

### 4.5.1 Alarm notifications

This clause presents a list of notifications, defined in 3GPP TS 28.532 [35], that an MnS consumer may receive. The notification header attribute `objectClass/objectInstance` shall capture the DN of an instance of a class defined in the present document.

Name	Qualifier	Notes
<code>notifyNewAlarm</code>	M	--
<code>notifyClearedAlarm</code>	M	--
<code>notifyAckStateChanged</code>	M	--
<code>notifyAlarmListRebuilt</code>	M	--
<code>notifyChangedAlarm</code>	O	--
<code>notifyCorrelatedNotificationChanged</code>	O	--
<code>notifyChangedAlarmGeneral</code>	O	--
<code>notifyComments</code>	O	--
<code>notifyPotentialFaultyAlarmList</code>	O	--

### 4.5.2 Configuration notifications

This clause presents a list of notifications, defined in 3GPP TS 28.532 [35], that an MnS consumer may receive. The notification header attribute `objectClass/objectInstance` shall capture the DN of an instance of a class defined in the present document.

Name	S	Notes
<code>notifyMOICreation</code>	O	--
<code>notifyMOIDeletion</code>	O	--

Name	S	Notes
notifyMOIAttributeValueChanges	O	--
notifyEvent	O	--

### 4.5.3 Threshold Crossing notifications

This clause presents a list of notifications, defined in 3GPP TS 28.532 [35], that an MnS consumer may receive. The notification header attribute `objectClass/objectInstance` shall capture the DN of an instance of a class defined in the present document.

Name	S	Notes
notifyThresholdCrossing	M	

---

## 5 Information Model definitions for 5GC NRM

### 5.1 Imported information entities and local labels

Label reference	Local label
TS 28.622 [30], IOC, SubNetwork	SubNetwork
TS 28.622 [30], IOC, ManagedElement	ManagedElement
TS 28.622 [30], IOC, ManagedFunction	ManagedFunction
TS 28.622 [30], IOC, EP_RP	EP_RP
TS 28.708 [21], IOC, ServingGWFunction	ServingGWFunction
TS 28.702 [20], IOC, SmsIwmscFunction	SmsIwmscFunction
TS 28.702 [20], IOC, SmsGmscFunction	SmsGmscFunction
TS 28.702 [20], IOC, GmlcFunction	GmlcFunction
TS 28.658 [19], dataType, PLMNId	PLMNId

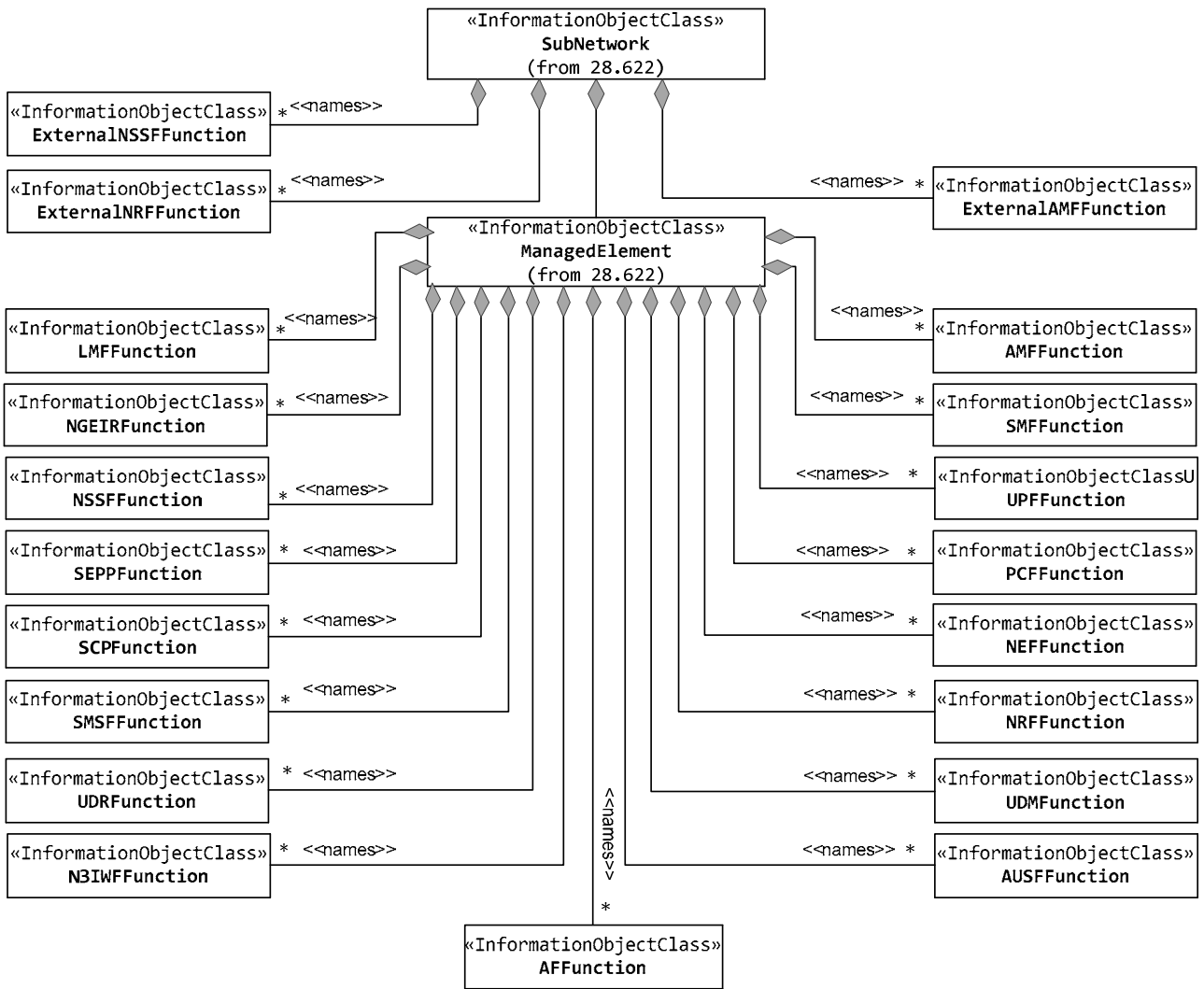
### 5.2 Class diagram

#### 5.2.1 Class diagram of 5GC NFs

##### 5.2.1.1 Relationships

This clause depicts the set of classes (e.g. IOCs) that encapsulates the information relevant for NRM of 5GC NFs definitions. This clause provides the overview of the relationships of relevant classes in UML. Subsequent clauses provide more detailed specification of various aspects of these classes.

Figure 5.2.1.1-1 shows the 5GC NF NRM containment/naming relationship.



**Figure 5.2.1.1-1: 5GC NRM containment/naming relationship**

Figure 5.2.1.1-2 shows the transport view of AMF NRM.

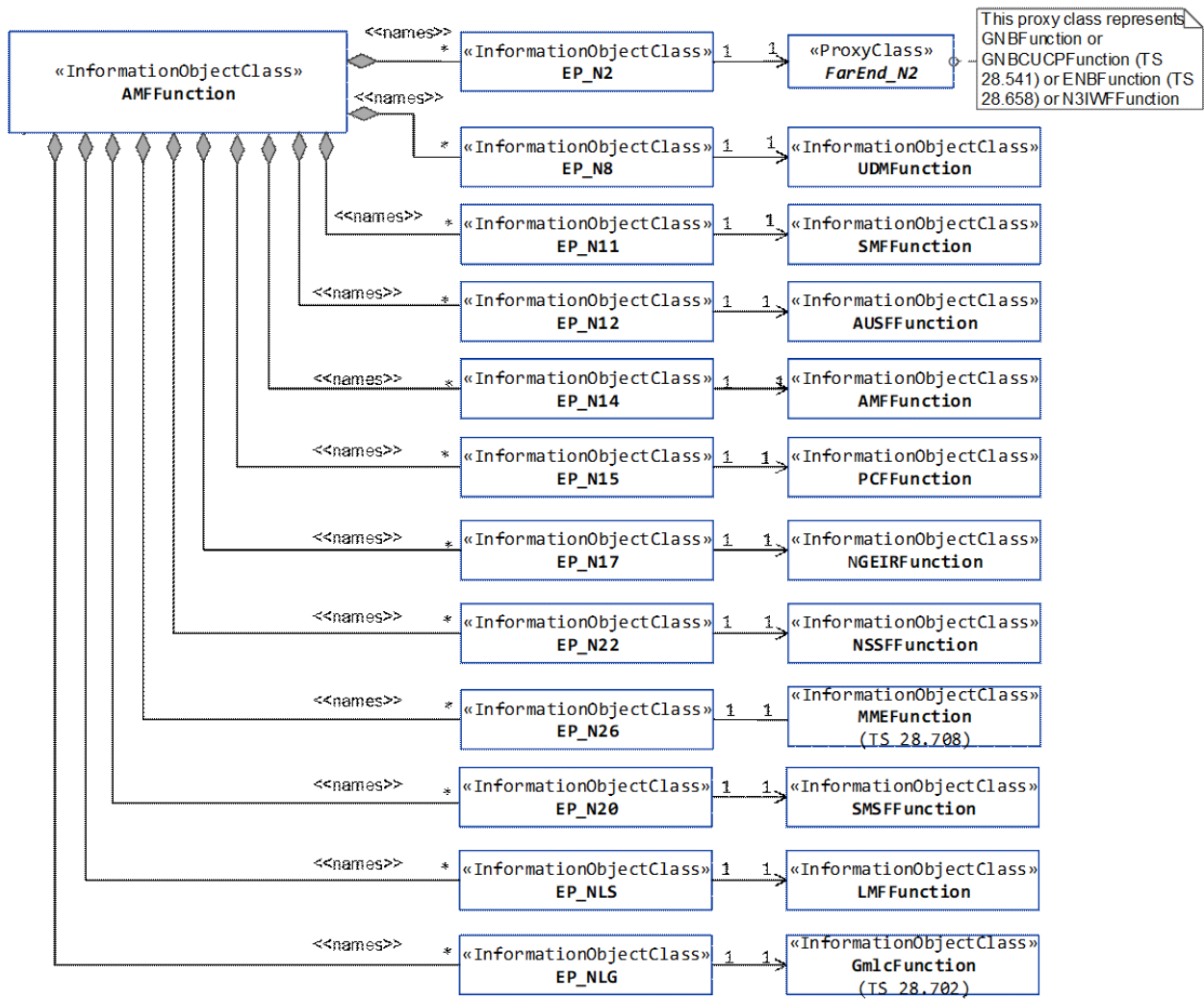


Figure 5.2.1.1-2: Transport view of AMF NRM

Figure 5.2.1.1-3 shows the transport view of SMF NRM.

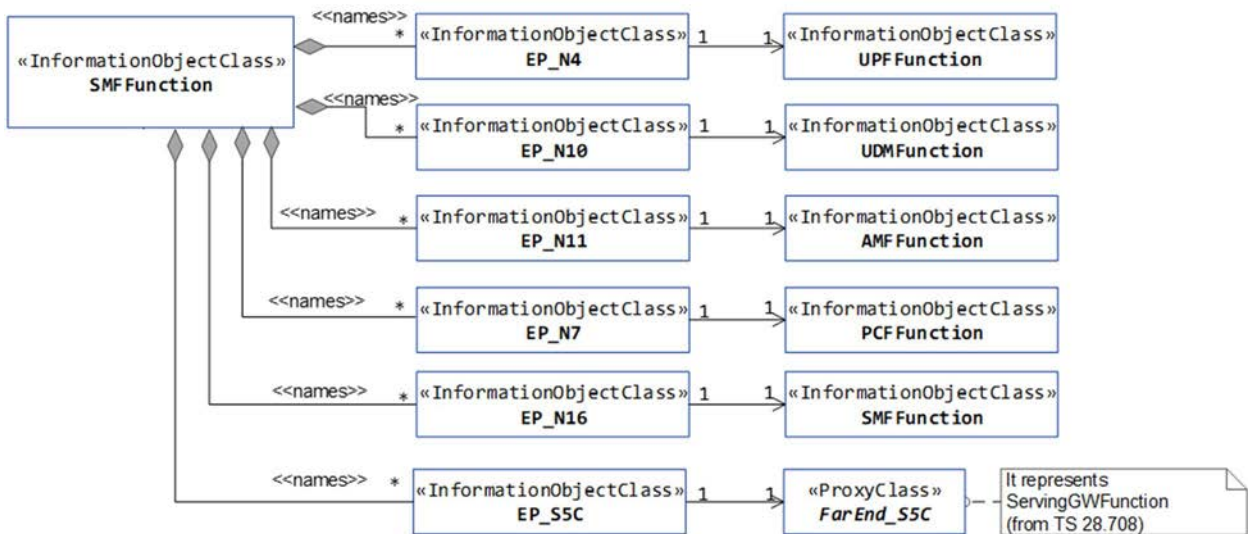


Figure 5.2.1.1-3: Transport view of SMF NRM

Figure 5.2.1.1-4 shows the transport view of UPF NRM.

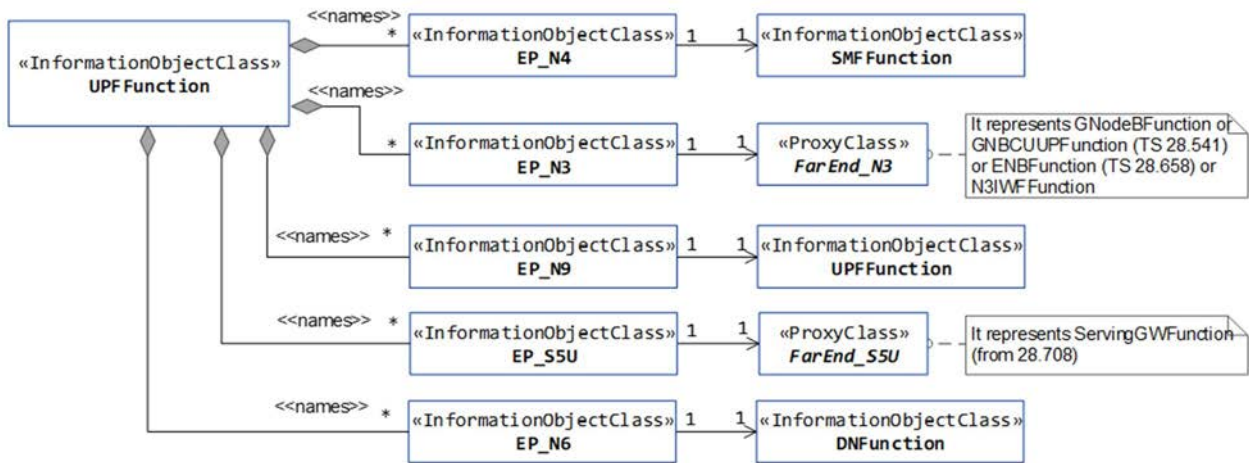


Figure 5.2.1.1-4: Transport view of UPF NRM

Figure 5.2.1.1-5 shows the transport view of N3IWF NRM.

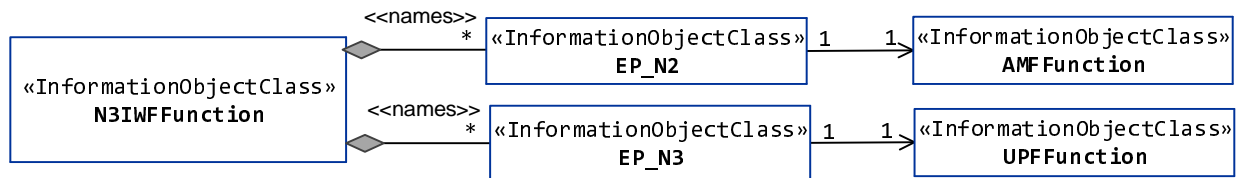


Figure 5.2.1.1-5: Transport view of N3IWF NRM

Figure 5.2.1.1-6 shows the transport view of PCF NRM.

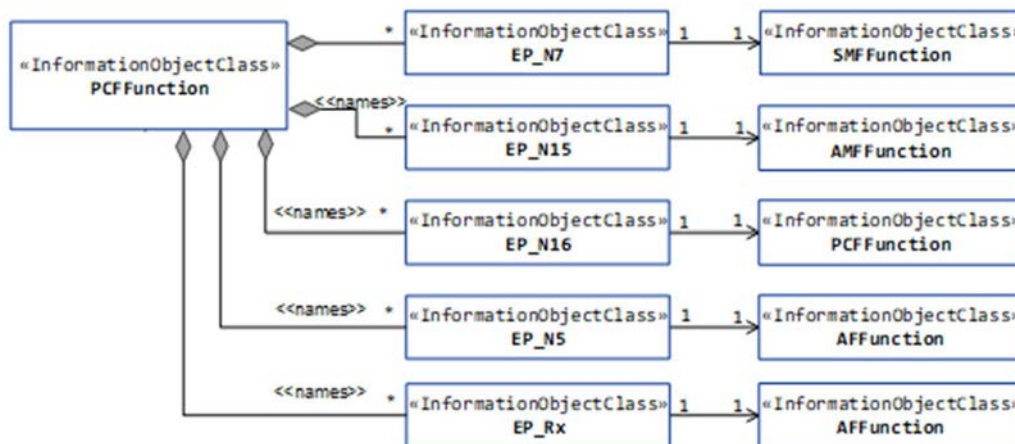


Figure 5.2.1.1-6: Transport view of PCF NRM

Figure 5.2.1.1-7 shows the transport view of AUSF NRM.

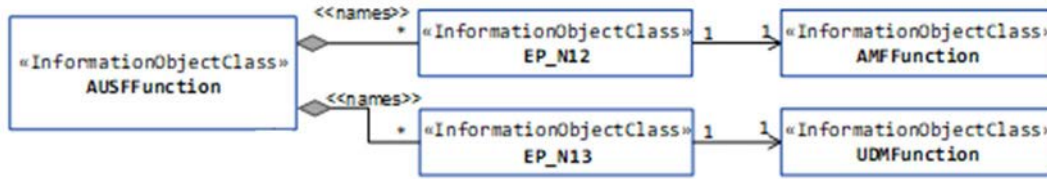


Figure 5.2.1.1-7: Transport view of AUSF NRM

Figure 5.2.1.1-8 shows the transport view of UDM NRM.

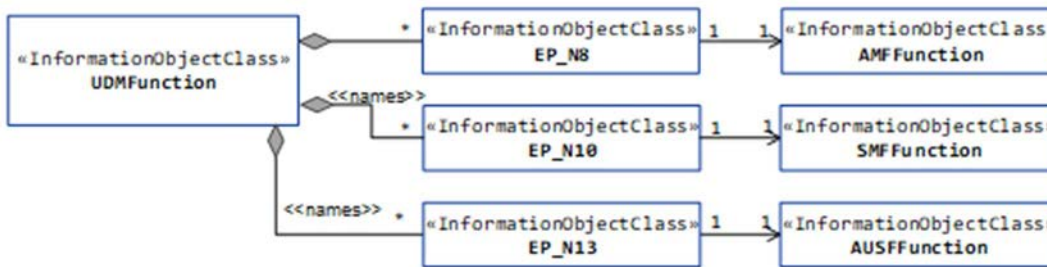


Figure 5.2.1.1-8: Transport view of UDM NRM

Figure 5.2.1.1-9 shows the transport view of NRF NRM.

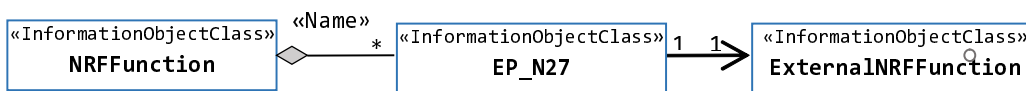


Figure 5.2.1.1-9: Transport view of NRF NRM

Figure 5.2.1.1-10 shows the transport view of NSSF NRM.

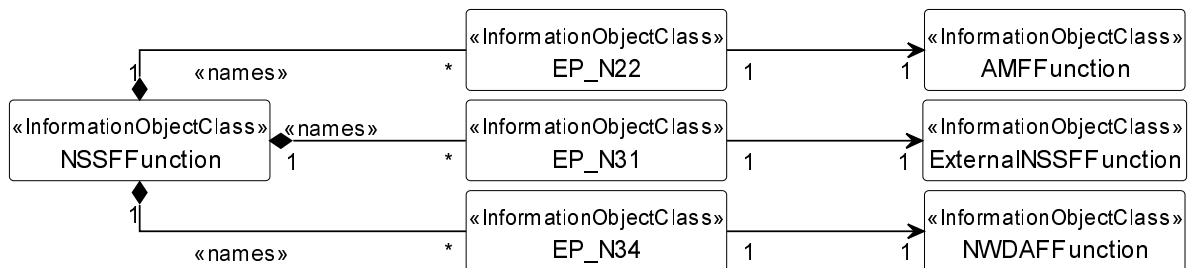


Figure 5.2.1.1-10: Transport view of NSSF NRM

Figure 5.2.1.1-11 shows the transport view of SMSF NRM.

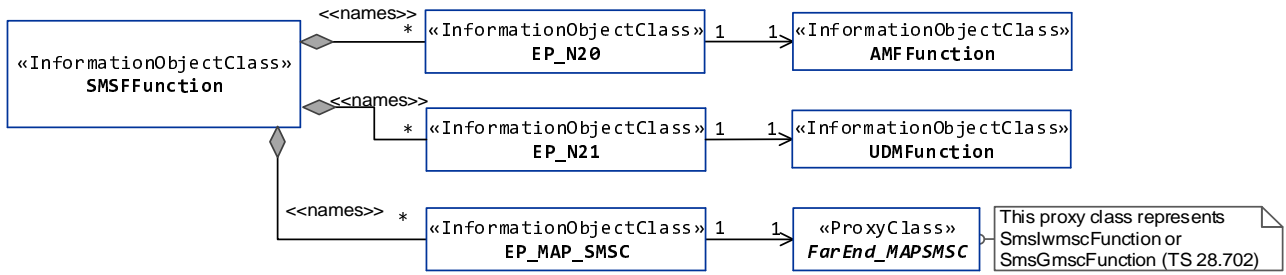


Figure 5.2.1.1-11: Transport view of SSMF NRM

Figure 5.2.1.1-12 shows the transport view of 5G location service related NRM.

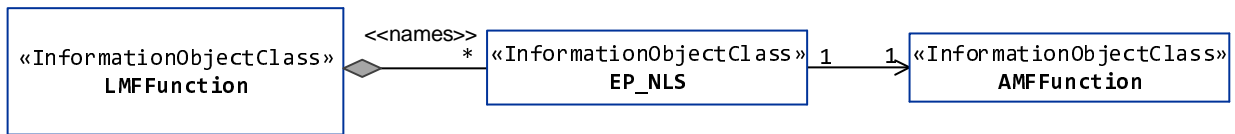


Figure 5.2.1.1-12: Transport view of LMF NRM

Figure 5.2.1.1-13 shows the transport view of 5G-EIR NRM.

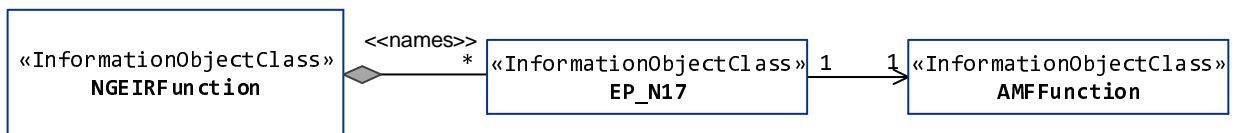


Figure 5.2.1.1-13: Transport view of 5G-EIR NRM

Figure 5.2.1.1-14 shows the transport view of SEPP NRM.



Figure 5.2.1.1-14: Transport view of SEPP NRM

Figure 5.2.1.1-15 shows the NRM fragment for control of QoS monitoring per QoS flow per UE.

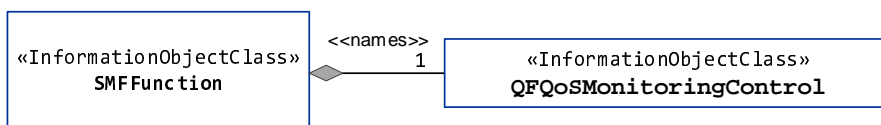


Figure 5.2.1.1-15: NRM fragment for control of QoS monitoring per QoS flow per UE

Figure 5.2.1.1-16 shows the NRM fragment for control of GTP-U path QoS monitoring.

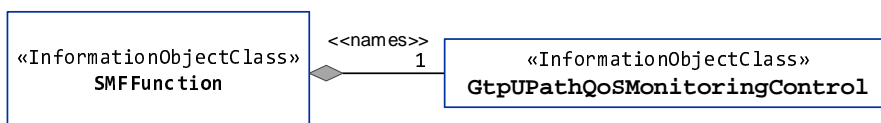


Figure 5.2.1.1-16: NRM fragment for control of GTP-U path QoS monitoring

The Figure 5.2.1.1-17 shows the NRM fragment for pre-configured 5QIs in 5GC.



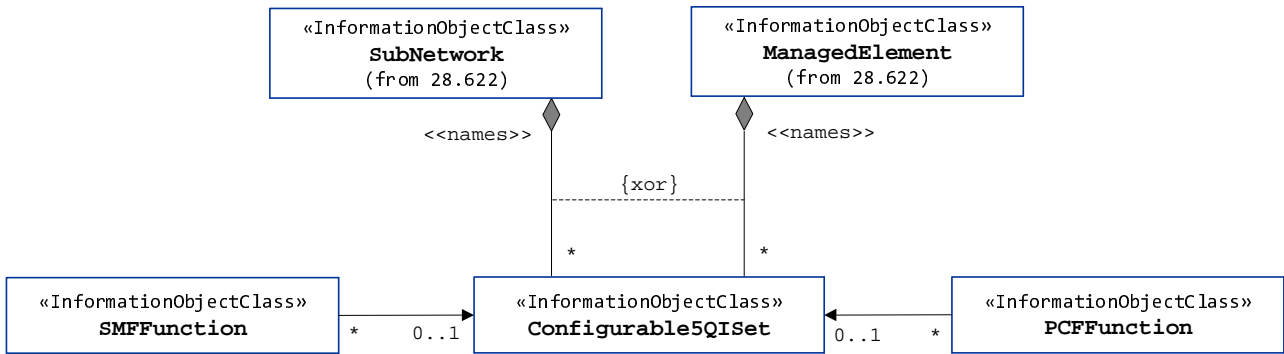


Figure 5.2.1.1-17: NRM fragment for pre-configured 5QIs in 5GC

Figure 5.2.1.1-18 shows the NRM fragment for 5QI and DSCP mapping.

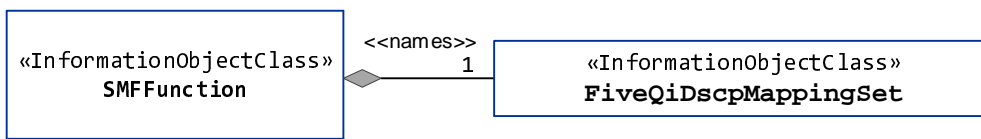


Figure 5.2.1.1-18: NRM fragment for 5QI and DSCP mapping.

Figure 5.2.1.1-19 shows the NRM fragment for predefined PCC rule.

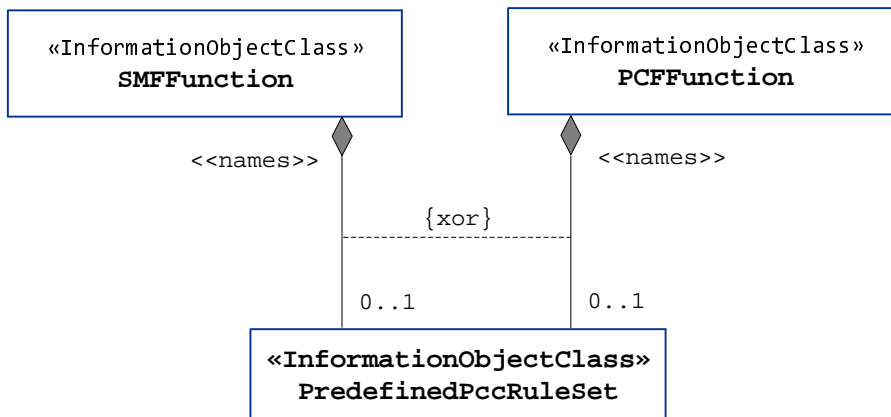


Figure 5.2.1.1-19: NRM fragment for predefined PCC rule

Figure 5.2.1.1-20 shows the NRM fragment for dynamically assigned 5QIs in 5GC.

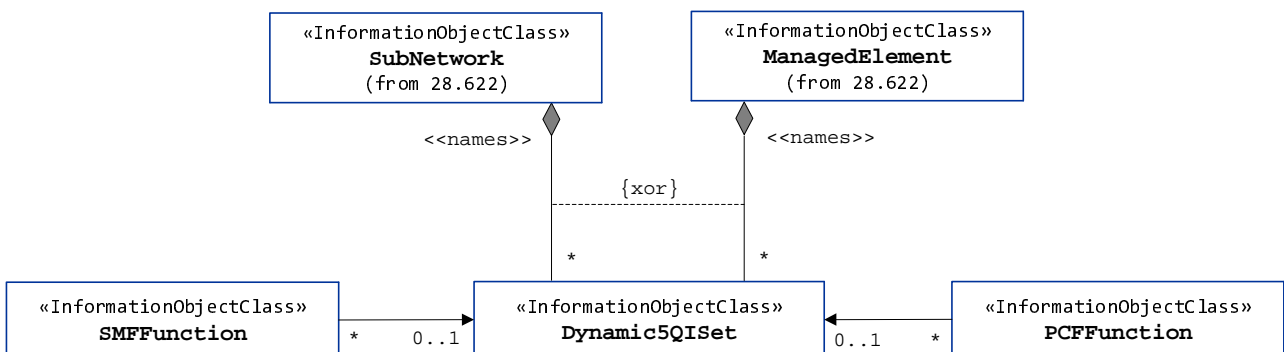


Figure 5.2.1.1-20: NRM fragment for dynamically assigned 5QIs in 5GC

Figure 5.2.1.1-21 shows the NRM fragment for NWDAFFunction in 5GC.

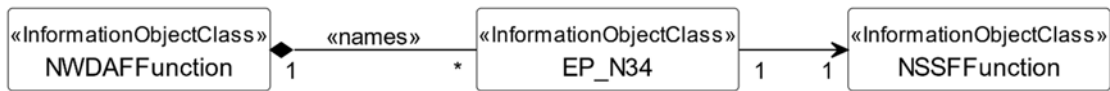


Figure 5.2.1.1-21: Transport view of NWDAFFunction NRM

### 5.2.1.2 Inheritance

This clause depicts the inheritance relationships that exist between IOCs.

Figure 5.2.1.2-1 shows the inheritance hierarchy from IOC ManagedFunction related to the 5GC NF NRM.

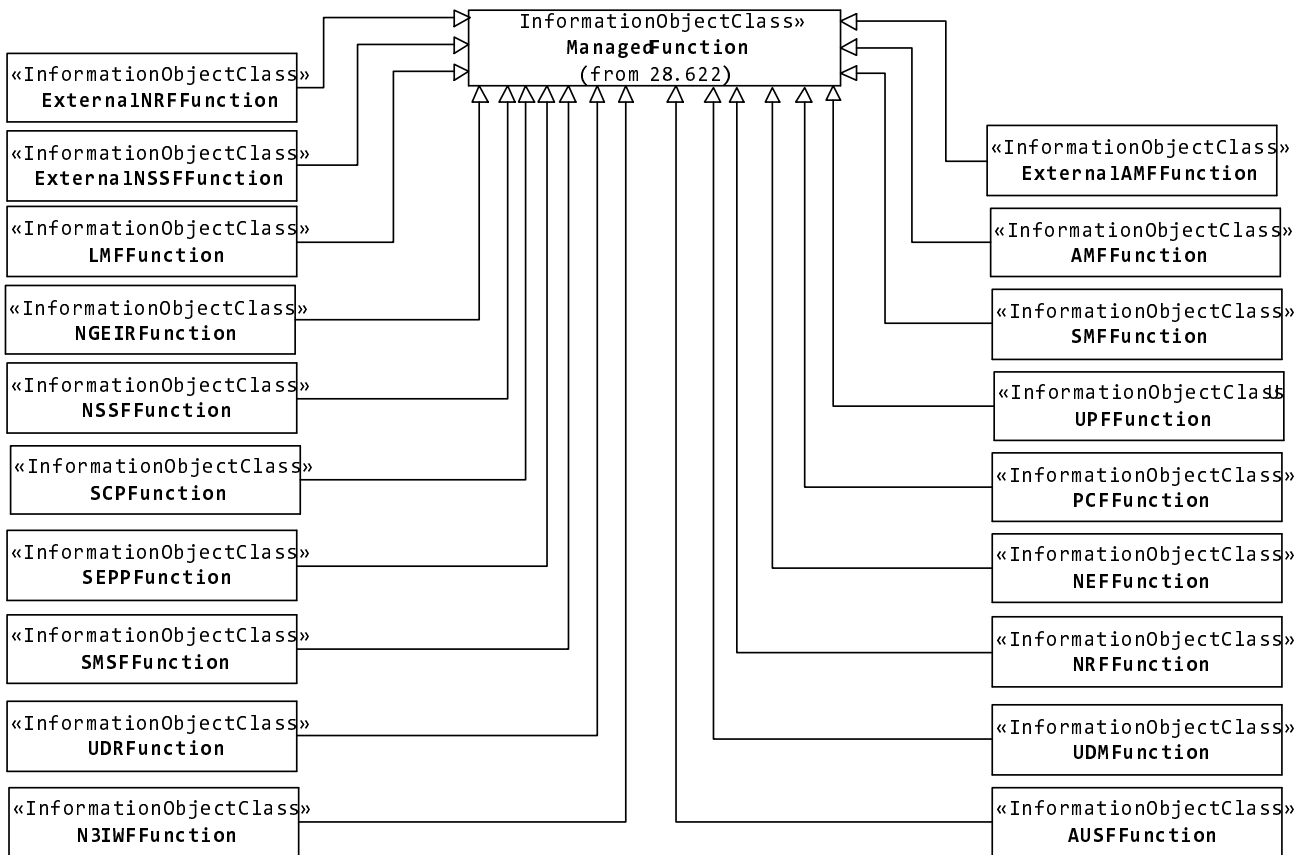


Figure 5.2.1.2-1: Inheritance hierarchy from IOC ManagedFunction related to the 5GC NF NRM

Figure 5.2.1.2-2 shows the inheritance hierarchy from IOC EP\_RP related to 5GC NF NRM.

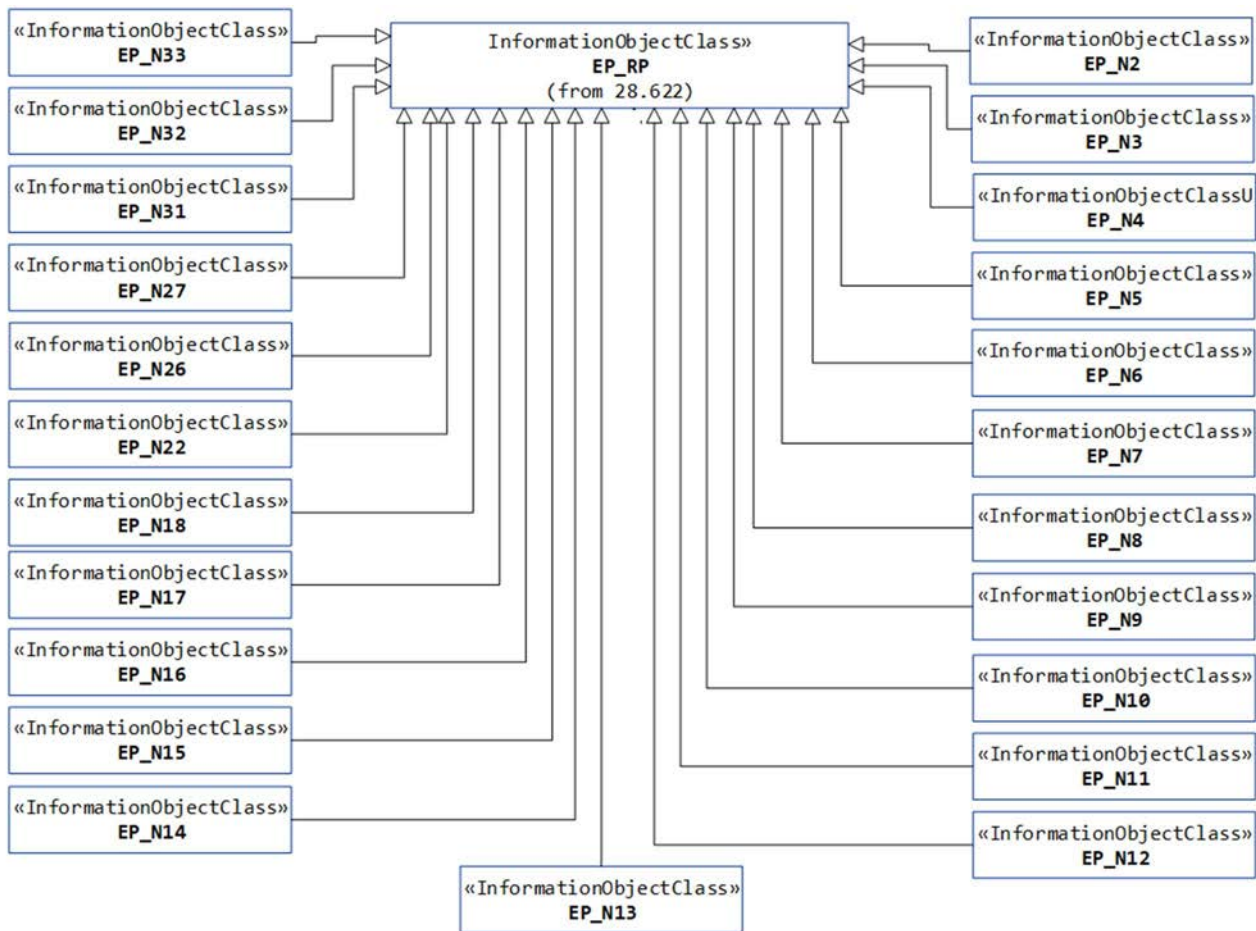


Figure 5.2.1.2-2: Inheritance hierarchy from IOC EP\_RP related to the 5GC NF NRM

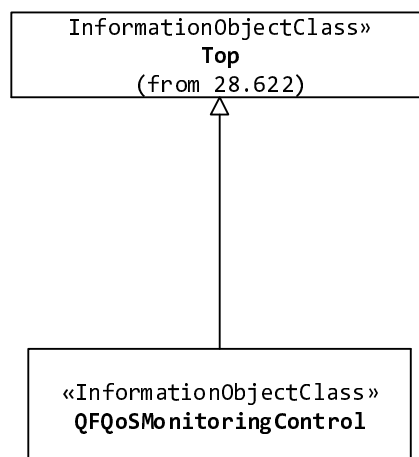


Figure 5.2.1.2-3: Inheritance hierarchy for IOC QFQoSMonitoringControl

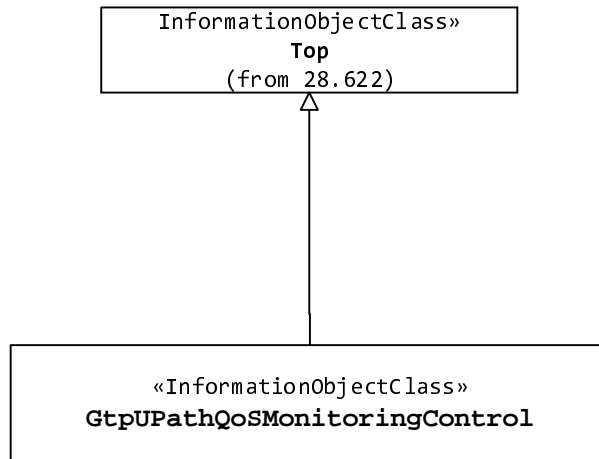


Figure 5.2.1.2-4: Inheritance hierarchy for IOC GtpUPPathQoSMonitoringControl

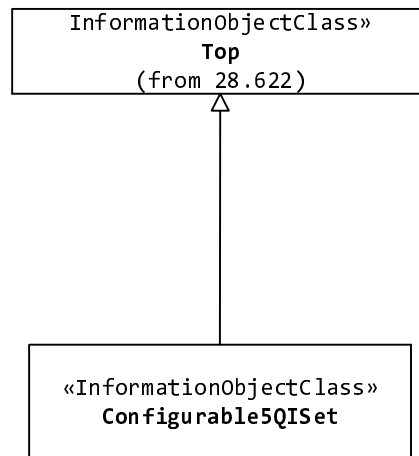


Figure 5.2.1.2-5: Inheritance hierarchy for IOC Configurable5QISet

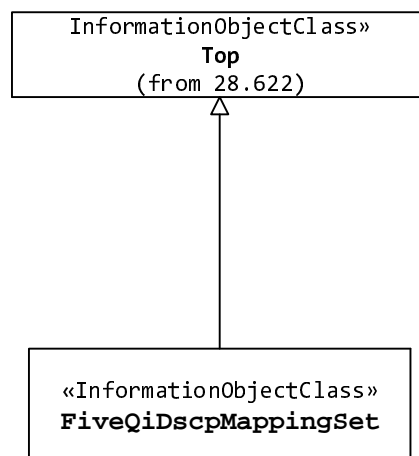


Figure 5.2.1.2-6: Inheritance hierarchy for IOC FiveQIDscpMapping

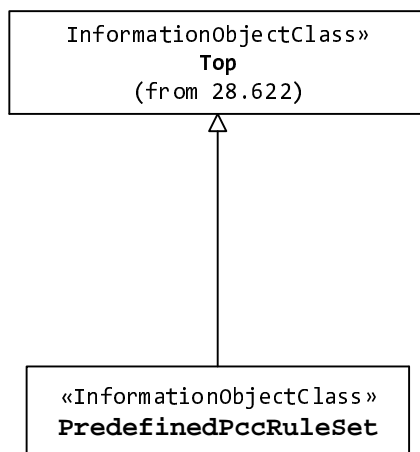


Figure 5.2.1.2-7: Inheritance hierarchy for predefined PCC rule modeling

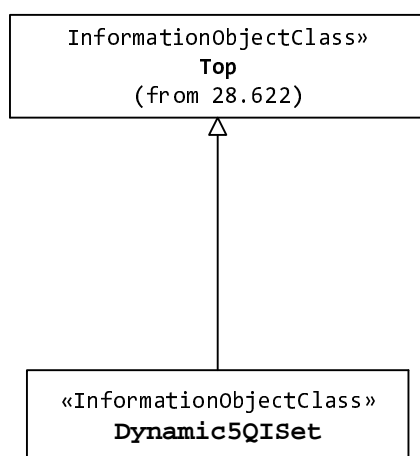


Figure 5.2.1.2-8: Inheritance hierarchy for IOC Dynamic5QISet

## 5.2.2 Class diagram of AMF Region/AMF Set

### 5.2.2.1 Relationships

This clause depicts the set of classes (e.g. IOCs) that encapsulates the information relevant for NRM of AMF Region/AMF Set definitions. This clause provides the overview of the relationships of relevant classes in UML. Subsequent clauses provide more detailed specification of various aspects of these classes.

Figure 5.2.2.1-1 shows the AMF Region/AMF Set NRM containment/naming relationship.

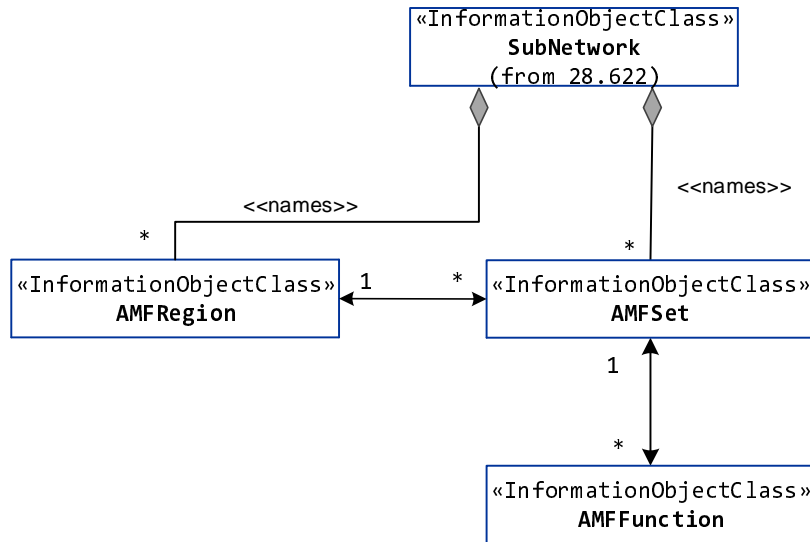


Figure 5.2.2.1-1: AMF Region/AMF Set NRM

### 5.2.2.2 Inheritance

This clause depicts the inheritance relationships that exist between IOCs.

Figure 5.2.2.2-1 shows the inheritance hierarchy from IOC ManagedFunction related to the AMF Region/AMF Set NRM.

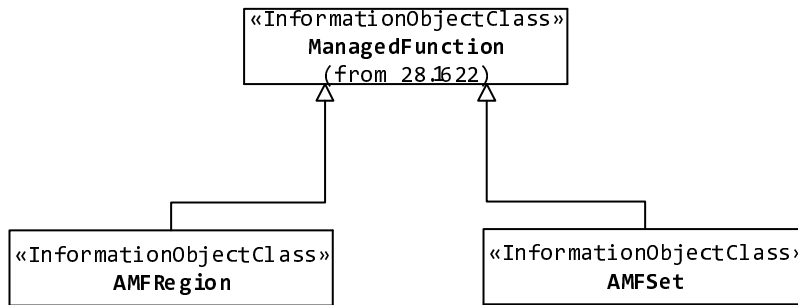


Figure 5.2.2.2-1: AMF Region/AMF Set Inheritance

## 5.3 Class definitions

### 5.3.1 AMFFunction

#### 5.3.1.1 Definition

This IOC represents the AMF functionality in 5GC. For more information about the AMF, see 3GPP TS 23.501 [2].

#### 5.3.1.2 Attributes

The AMFFunction IOC includes attributes inherited from ManagedFunction IOC (defined in 3GPP TS 28.622 [30]) and the following attributes:

Attribute name	S	isReadable	isWritable	isInvariant	isNotifiable
pLMNIdList	M	T	T	F	T
aMFIdentifier	M	T	T	F	T
sBIFQDN	M	T	T	F	T
sNSSAIIList	CM	T	F	F	T
managedNFProfile	M	T	T	F	T

commModelList	M	T	T	F	T
<b>Attribute related to role</b>					
aMFSetRef	M	T	T	F	T

### 5.3.1.3 Attribute constraints

Name	Definition
sNSSAIIList S	Condition: Network slicing feature is supported.

### 5.3.1.4 Notifications

The common notifications defined in subclause 5.5 are valid for this IOC, without exceptions or additions.

## 5.3.2 SMFFunction

### 5.3.2.1 Definition

This IOC represents the SMF function in 5GC. For more information about the SMF, see 3GPP TS 23.501 [2].

### 5.3.2.2 Attributes

The SMFFunction IOC includes attributes inherited from ManagedFunction IOC (defined in 3GPP TS 28.622 [30]) and the following attributes:

Attribute name	S	isReadable	isWritable	isInvariant	isNotifyable
pLMNIdList	M	T	T	F	T
nRTACList	M	T	T	F	T
sBIFQDN	M	T	T	F	T
sNSSAIIList	CM	T	T	F	T
managedNFProfile	M	T	T	F	T
commModelList	M	T	T	F	T
<b>Attribute related to role</b>					
configurable5QISetRef	O	T	T	F	T
dynamic5QISetRef	O	T	F	F	T

### 5.3.2.3 Attribute constraints

Name	Definition
sNSSAIIList S	Condition: Network slicing feature is supported.

### 5.3.2.4 Notifications

The common notifications defined in subclause 5.5 are valid for this IOC, without exceptions or additions.

## 5.3.3 UPFFunction

### 5.3.3.1 Definition

This IOC represents the UPF function in 5GC. For more information about the UPF, see 3GPP TS 23.501 [2].

### 5.3.3.2 Attributes

The UPFFunction IOC includes attributes inherited from ManagedFunction IOC (defined in 3GPP TS 28.622 [30]) and the following attributes:

Attribute name	S	isReadable	isWritable	isInvariant	isNotifiable
pLMNIdList	M	T	T	F	T
nRTACList	M	T	T	F	T
sNSSAList	CM	T	T	F	T
managedNFProfile	M	T	T	F	T
supportedBMOList	O	T	T	F	T

### 5.3.3.3 Attribute constraints

Name	Definition
sNSSAList CM S	The condition is "network slicing feature is supported".

### 5.3.3.4 Notifications

The common notifications defined in subclause 5.5 are valid for this IOC, without exceptions or additions.

## 5.3.4 N3IWFFunction

### 5.3.4.1 Definition

This IOC represents the N3IWF function which is used to enable non-3GPP access networks connected to the 5GC. For more information about the N3IWF, see 3GPP TS 23.501 [2].

### 5.3.4.2 Attributes

The N3IWFFunction IOC includes attributes inherited from ManagedFunction IOC (defined in 3GPP TS 28.622 [30]) and the following attributes:

Attribute name	S	isReadable	isWritable	isInvariant	isNotifiable
pLMNIdList	M	T	T	F	T
commModelList	M	T	T	F	T

### 5.3.4.3 Attribute constraints

None.

### 5.3.4.4 Notifications

The common notifications defined in subclause 5.5 are valid for this IOC, without exceptions or additions.

## 5.3.5 PCFFunction

### 5.3.5.1 Definition

This IOC represents the PCF function in 5GC. For more information about the PCF, see 3GPP TS 23.501 [2].

### 5.3.5.2 Attributes

The PCFFunction IOC includes attributes inherited from ManagedFunction IOC (defined in 3GPP TS 28.622 [30]) and the following attributes:

Attribute name	S	isReadable	isWritable	isInvariant	isNotifiable
pLMNIdList	M	T	T	F	T
sBIFQDN	M	T	T	F	T
sNSSAList	CM	T	T	F	T
managedNFProfile	M	T	T	F	T



commModelList	M	T	T	F	T
supportedBMOList	O	T	T	F	T
<b>Attribute related to role</b>					
configurable5QISetRef	O	T	T	F	T
<b>Attribute related to role</b>					
dynamic5QISetRef	O	T	F	F	T

### 5.3.5.3 Attribute constraints

Name	Definition
sNSSAIIList S	Condition: network slicing feature is supported.

### 5.3.5.4 Notifications

The common notifications defined in subclause 5.5 are valid for this IOC, without exceptions or additions.

## 5.3.6 AUSFunction

### 5.3.6.1 Definition

This IOC represents the AUSF function in 5GC. For more information about the AUSF, see 3GPP TS 23.501 [2].

### 5.3.6.2 Attributes

The AUSFunction IOC includes attributes inherited from ManagedFunction IOC (defined in 3GPP TS 28.622 [30]) and the following attributes:

Attribute name	S	isReadable	isWritable	isInvariant	isNotifyable
pLMNIdList	M	T	T	F	T
sBIFQDN	M	T	T	F	T
sNSSAIIList	CM	T	T	F	T
managedNFProfile	M	T	T	F	T
commModelList	M	T	T	F	T

### 5.3.6.3 Attribute constraints

Name	Definition
sNSSAIIList S	Condition: Network slicing feature is supported.

### 5.3.6.4 Notifications

The common notifications defined in subclause 5.5 are valid for this IOC, without exceptions or additions.

## 5.3.7 UDMFunction

### 5.3.7.1 Definition

This IOC represents the UDM function in 5GC. For more information about the UDM, see 3GPP TS 23.501 [2].

### 5.3.7.2 Attributes

The UDMFunction IOC includes attributes inherited from ManagedFunction IOC (defined in 3GPP TS 28.622 [30]) and the following attributes:

Attribute name	S	isReadable	isWritable	isInvariant	isNotifyable
----------------	---	------------	------------	-------------	--------------

pLMNidList	M	T	T	F	T
sBIFQDN	M	T	T	F	T
sNSSAIIList	CM	T	T	F	T
managedNFProfile	M	T	T	F	T
commModelList	M	T	T	F	T

### 5.3.5.3 Attribute constraints

Name	Definition
sNSSAIIList S	Condition: network slicing feature is supported.

### 5.3.5.4 Notifications

The common notifications defined in subclause 5.5 are valid for this IOC, without exceptions or additions.

## 5.3.8 UDRFunction

### 5.3.8.1 Definition

This IOC represents the UDR function in 5GC. For more information about the UDR, see 3GPP TS 23.501 [2].

### 5.3.8.2 Attributes

The UDRFunction IOC includes attributes inherited from ManagedFunction IOC (defined in 3GPP TS 28.622 [30]) and the following attributes:

Attribute name	S	isReadable	isWritable	isInvariant	isNotifyable
pLMNidList	M	T	T	F	T
sBIFQDN	M	T	T	F	T
sNSSAIIList	CM	T	T	F	T
managedNFProfile	M	T	T	F	T

### 5.3.8.3 Attribute constraints

Name	Definition
sNSSAIIList S	Condition: Network slicing feature is supported.

### 5.3.8.4 Notifications

The common notifications defined in subclause 5.5 are valid for this IOC, without exceptions or additions.

## 5.3.9 UDSFFunction

### 5.3.9.1 Definition

This IOC represents the UDSF function which can be interacted with any other 5GC NF defined in 3GPP TS 23.501 [2]. For more information about the UDSF, see 3GPP TS 23.501 [2].

### 5.3.9.2 Attributes

The UDSFFunction IOC includes attributes inherited from ManagedFunction IOC (defined in 3GPP TS 28.622 [30]) and the following attributes:

Attribute name	S	isReadable	isWritable	isInvariant	isNotifyable
pLMNidList	M	T	T	F	T

sBIFQDN	M	T	T	F	T
sNSSAIIList	CM	T	T	F	T
managedNFProfile	M	T	T	F	T

### 5.3.9.3 Attribute constraints

Name	Definition
sNSSAIIList S	Condition: Network slicing feature is supported.

### 5.3.9.4 Notifications

The common notifications defined in subclause 5.5 are valid for this IOC, without exceptions or additions.

## 5.3.10 NRFFunction

### 5.3.10.1 Definition

This IOC represents the NRF function in 5GC. For more information about the NRF, see 3GPP TS 23.501 [2].

### 5.3.10.2 Attributes

The NRFFunction IOC includes attributes inherited from ManagedFunction IOC (defined in 3GPP TS 28.622 [30]) and the following attributes:

Attribute name	S	isReadable	isWritable	isInvariant	isNotifiable
pLMNIdList	M	T	T	F	T
sBIFQDN	M	T	T	F	T
sNSSAIIList	CM	T	T	F	T
nfProfileList	CM	T	T	F	T
cNSIIdList	CO	T	T	F	T

### 5.3.10.3 Attribute constraints

Name	Definition
sNSSAIIList S	Condition: network slicing feature is supported.
nfProfileList S	Condition: NF profile is registered and deregistered by management system.
cNSIIdList S	Condition: Network slicing feature is supported and the NSI ID is configured for identifying the Core Network part of a Network Slice instance when multiple Network Slice instances of the same Network Slice are deployed, and there is a need to differentiate between them in the 5GC.

### 5.3.10.4 Notifications

The common notifications defined in subclause 5.5 are valid for this IOC, without exceptions or additions.

## 5.3.11 NSSFFunction

### 5.3.11.1 Definition

This IOC represents the NSSF function in 5GC. For more information about the NSSF, see 3GPP TS 23.501 [2].

### 5.3.11.2 Attributes

The NSSFFunction IOC includes attributes inherited from ManagedFunction IOC (defined in 3GPP TS 28.622 [30]) and the following attributes:

Attribute name	S	isReadable	isWritable	isInvariant	isNotifiable
pLMNIdList	M	T	T	F	T
sBIFQDN	M	T	T	F	T
sNSSAList	M	T	T	F	T
cNSIIdList	O	T	T	F	T
managedNFProfile	M	T	T	F	T
commModelList	M	T	T	F	T

### 5.3.11.3 Attribute constraints

None.

### 5.3.11.4 Notifications

The common notifications defined in subclause 5.5 are valid for this IOC, without exceptions or additions.

## 5.3.12 AFFunction

### 5.3.12.1 Definition

This IOC is defined for only purpose to describe the IOCs representing its interaction interface with 5GC (i.e. EP\_Rx and EP\_N5). It has no any attributes defined.

## 5.3.13 DNFunction

### 5.3.13.1 Definition

This IOC is defined for only purpose to describe the IOCs representing Data Network (DN) interaction interface with 5GC (i.e. EP\_N6). It has no any attributes defined.

## 5.3.14 SMSFFunction

### 5.3.14.1 Definition

This IOC represents the SMSF function defined in 3GPP TS 23.501 [2].

### 5.3.14.2 Attributes

The SMSFFunction IOC includes attributes inherited from ManagedFunction IOC (defined in 3GPP TS 28.622 [30]) and the following attributes:

Attribute name	S	isReadable	isWritable	isInvariant	isNotifiable
pLMNIdList	M	T	T	F	T
managedNFProfile	M	T	T	F	T
commModelList	M	T	T	F	T

### 5.3.14.3 Attribute constraints

None.

### 5.3.14.4 Notifications

The common notifications defined in subclause 5.5 are valid for this IOC, without exceptions or additions.

## 5.3.15 LMFFunction

### 5.3.15.1 Definition

This IOC represents the LMF function defined in 3GPP TS 23.501 [2].

### 5.3.15.2 Attributes

The LMFFunction IOC includes attributes inherited from ManagedFunction IOC (defined in 3GPP TS 28.622 [30]) and the following attributes:

Attribute name	S	isReadable	isWritable	isInvariant	isNotifyable
pLMNIdList	M	T	T	F	T
managedNFProfile	M	T	T	F	T
commModelList	M	T	T	F	T

### 5.3.15.3 Attribute constraints

None.

### 5.3.15.4 Notifications

The common notifications defined in subclause 5.5 are valid for this IOC, without exceptions or additions.

## 5.3.16 NGEIRFunction

### 5.3.16.1 Definition

This IOC represents the 5G-EIR function in 5GC. For more information about the 5G-EIR, see 3GPP TS 23.501 [2].

### 5.3.16.2 Attributes

The NGEIRFunction IOC includes attributes inherited from ManagedFunction IOC (defined in 3GPP TS 28.622 [30]) and the following attributes:

Attribute name	S	isReadable	isWritable	isInvariant	isNotifyable
pLMNIdList	M	T	T	F	T
sNSSAList	CM	T	T	F	T
managedNFProfile	M	T	T	F	T
commModelList	M	T	T	F	T

### 5.3.16.3 Attribute constraints

Name	Definition
sNSSAList S	Condition: network slicing feature is supported.

### 5.3.16.4 Notifications

The common notifications defined in subclause 5.5 are valid for this IOC, without exceptions or additions.

## 5.3.17 SEPPFunction

### 5.3.17.1 Definition

This IOC represents the SEPP function which support message filtering and policing on inter-PLMN control plane interface. For more information about the SEPP, see 3GPP TS 23.501 [2].

### 5.3.17.2 Attributes

The SEPPFunction IOC includes attributes inherited from ManagedFunction IOC (defined in 3GPP TS 28.622 [30]) and the following attributes:

Attribute name	S	isReadable	isWritable	isInvariant	isNotifiable
pLMNId	M	T	F	T	T
sEPPType	M	T	F	T	T
sEPPId	M	T	F	T	T
fqdn	M	T	T	F	T

### 5.3.17.3 Attribute constraints

None.

### 5.3.17.4 Notifications

The common notifications defined in subclause 5.5 are valid for this IOC, without exceptions or additions.

## 5.3.18 NWDAFFunction

### 5.3.18.1 Definition

This IOC represents the NWDAF function in 5GC. For more information about the NWDAF, see 3GPP TS 23.501 [2].

### 5.3.18.2 Attributes

The NWDAFFunction IOC includes attributes inherited from ManagedFunction IOC (defined in 3GPP TS 28.622 [30]) and the following attributes:

Attribute name	S	isReadable	isWritable	isInvariant	isNotifiable
pLMNIdList	M	T	T	F	T
sBIFQDN	M	T	T	F	T
sNSSAList	CM	T	T	F	T
managedNFProfile	M	T	T	F	T
commModelList	M	T	T	F	T

### 5.3.18.3 Attribute constraints

Name	Definition
sNSSAList S	Condition: Network slicing feature is supported.

### 5.3.18.4 Notifications

The common notifications defined in subclause 5.5 are valid for this IOC, without exceptions or additions.

### 5.3.19 EP\_N2

#### 5.3.19.1 Definition

This IOC represents the N2 interface between (R)AN and AMF, which is defined in 3GPP TS 23.501 [2].

#### 5.3.19.2 Attributes

The EP\_N2 IOC includes attributes inherited from EP\_RP IOC (defined in 3GPP TS 28.622 [30]) and the following attributes:

Attribute name	S	isReadable	isWritable	isInvariant	isNotifyable
localAddress	O	T	T	F	T
remoteAddress	O	T	T	F	T

#### 5.3.19.3 Attribute constraints

None.

#### 5.3.19.4 Notifications

The common notifications defined in subclause 5.5 are valid for this IOC, without exceptions or additions.

### 5.3.20 EP\_N3

#### 5.3.20.1 Definition

This IOC represents the N3 interface between (R)AN and UPF, which is defined in 3GPP TS 23.501 [2].

#### 5.3.20.2 Attributes

The EP\_N3 IOC includes attributes inherited from EP\_RP IOC (defined in 3GPP TS 28.622 [30]) and the following attributes:

Attribute name	S	isReadable	isWritable	isInvariant	isNotifyable
localAddress	O	T	T	F	T
remoteAddress	O	T	T	F	T
<b>Attribute related to role</b>					
epTransportRef	O	T	F	F	T

#### 5.3.20.3 Attribute constraints

None.

#### 5.3.20.4 Notifications

The common notifications defined in subclause 5.5 are valid for this IOC, without exceptions or additions.

### 5.3.21 EP\_N4

#### 5.3.21.1 Definition

This IOC represents the N4 interface between SMF and UPF, which is defined in 3GPP TS 23.501 [2].

### 5.3.21.2 Attributes

The EP\_N4 IOC includes attributes inherited from EP\_RP IOC (defined in 3GPP TS 28.622 [30]) and the following attributes:

Attribute name	S	isReadable	isWritable	isInvariant	isNotifiable
localAddress	O	T	T	F	T
remoteAddress	O	T	T	F	T

### 5.3.21.3 Attribute constraints

None.

### 5.3.21.4 Notifications

The common notifications defined in subclause 5.5 are valid for this IOC, without exceptions or additions.

## 5.3.22 EP\_N5

### 5.3.22.1 Definition

This IOC represents the N5 interface between PCF and AF, which is defined in 3GPP TS 23.501 [2].

### 5.3.22.2 Attributes

The EP\_N5 IOC includes attributes inherited from EP\_RP IOC (defined in 3GPP TS 28.622 [30]) and the following attributes:

Attribute name	S	isReadable	isWritable	isInvariant	isNotifiable
localAddress	O	T	T	F	T
remoteAddress	O	T	T	F	T

### 5.3.22.3 Attribute constraints

None.

### 5.3.22.4 Notifications

The common notifications defined in subclause 5.5 are valid for this IOC, without exceptions or additions.

## 5.3.23 EP\_N6

### 5.3.23.1 Definition

This IOC represents the N6 interface between UPF and DN, which is defined in 3GPP TS 23.501 [2].

### 5.3.23.2 Attributes

The EP\_N6 IOC includes attributes inherited from EP\_RP IOC (defined in 3GPP TS 28.622 [30]) and the following attributes:

Attribute name	S	isReadable	isWritable	isInvariant	isNotifiable
localAddress	O	T	T	F	T
remoteAddress	O	T	T	F	T



### 5.3.23.3 Attribute constraints

None.

### 5.3.23.4 Notifications

The common notifications defined in subclause 5.5 are valid for this IOC, without exceptions or additions.

## 5.3.24 EP\_N7

### 5.3.24.1 Definition

This IOC represents the N7 interface between SMF and PCF, which is defined in 3GPP TS 23.501 [2].

### 5.3.24.2 Attributes

The EP\_N7 IOC includes attributes inherited from EP\_RP IOC (defined in 3GPP TS 28.622 [30]) and the following attributes:

Attribute name	S	isReadable	isWritable	isInvariant	isNotifiable
localAddress	O	T	T	F	T
remoteAddress	O	T	T	F	T

### 5.3.24.3 Attribute constraints

None.

### 5.3.24.4 Notifications

The common notifications defined in subclause 5.5 are valid for this IOC, without exceptions or additions.

## 5.3.25 EP\_N8

### 5.3.25.1 Definition

This IOC represents the N8 interface between AMF and UDM, which is defined in 3GPP TS 23.501 [2].

### 5.3.25.2 Attributes

The EP\_N8 IOC includes attributes inherited from EP\_RP IOC (defined in 3GPP TS 28.622 [30]) and the following attributes:

Attribute name	S	isReadable	isWritable	isInvariant	isNotifiable
localAddress	O	T	T	F	T
remoteAddress	O	T	T	F	T

### 5.3.25.3 Attribute constraints

None.

### 5.3.25.4 Notifications

The common notifications defined in subclause 5.5 are valid for this IOC, without exceptions or additions.

## 5.3.26 EP\_N9

### 5.3.26.1 Definition

This IOC represents the N7 interface between two UPFs, which is defined in 3GPP TS 23.501 [2].

### 5.3.26.2 Attributes

The EP\_N9 IOC includes attributes inherited from EP\_RP IOC (defined in 3GPP TS 28.622 [30]) and the following attributes:

Attribute name	S	isReadable	isWritable	isInvariant	isNotifyable
localAddress	O	T	T	F	T
remoteAddress	O	T	T	F	T

### 5.3.26.3 Attribute constraints

None.

### 5.3.26.4 Notifications

The common notifications defined in subclause 5.5 are valid for this IOC, without exceptions or additions.

## 5.3.27 EP\_N10

### 5.3.27.1 Definition

This IOC represents the N10 interface between SMF and UDM, which is defined in 3GPP TS 23.501 [2].

### 5.3.27.2 Attributes

The EP\_N10 IOC includes attributes inherited from EP\_RP IOC (defined in 3GPP TS 28.622 [30]) and the following attributes:

Attribute name	S	isReadable	isWritable	isInvariant	isNotifyable
localAddress	O	T	T	F	T
remoteAddress	O	T	T	F	T

### 5.3.27.3 Attribute constraints

None.

### 5.3.27.4 Notifications

The common notifications defined in subclause 5.5 are valid for this IOC, without exceptions or additions.

## 5.3.28 EP\_N11

### 5.3.28.1 Definition

This IOC represents the N11 interface between AMF and SMF, which is defined in 3GPP TS 23.501 [2].

### 5.3.28.2 Attributes

The EP\_N11 IOC includes attributes inherited from EP\_RP IOC (defined in 3GPP TS 28.622 [30]) and the following attributes:

Attribute name	S	isReadable	isWritable	isInvariant	isNotifiable
localAddress	O	T	T	F	T
remoteAddress	O	T	T	F	T

### 5.3.28.3 Attribute constraints

None.

### 5.3.28.4 Notifications

The common notifications defined in subclause 5.5 are valid for this IOC, without exceptions or additions.

## 5.3.29 EP\_N12

### 5.3.29.1 Definition

This IOC represents the N12 interface between AMF and AUSF, which is defined in 3GPP TS 23.501 [2].

### 5.3.29.2 Attributes

The EP\_N12 IOC includes attributes inherited from EP\_RP IOC (defined in 3GPP TS 28.622 [30]) and the following attributes:

Attribute name	S	isReadable	isWritable	isInvariant	isNotifiable
localAddress	O	T	T	F	T
remoteAddress	O	T	T	F	T

### 5.3.29.3 Attribute constraints

None.

### 5.3.29.4 Notifications

The common notifications defined in subclause 5.5 are valid for this IOC, without exceptions or additions.

## 5.3.30 EP\_N13

### 5.3.30.1 Definition

This IOC represents the N13 interface between AUSF and UDM, which is defined in 3GPP TS 23.501 [2].

### 5.3.30.2 Attributes

The EP\_N13 IOC includes attributes inherited from EP\_RP IOC (defined in 3GPP TS 28.622 [30]) and the following attributes:

Attribute name	S	isReadable	isWritable	isInvariant	isNotifiable
localAddress	O	T	T	F	T
remoteAddress	O	T	T	F	T

### 5.3.30.3 Attribute constraints

None.

### 5.3.30.4 Notifications

The common notifications defined in subclause 5.5 are valid for this IOC, without exceptions or additions.

## 5.3.31 EP\_N14

### 5.3.31.1 Definition

This IOC represents the N14 interface between two AMFs, which is defined in 3GPP TS 23.501 [2].

### 5.3.31.2 Attributes

The EP\_N14 IOC includes attributes inherited from EP\_RP IOC (defined in 3GPP TS 28.622 [30]) and the following attributes:

Attribute name	S	isReadable	isWritable	isInvariant	isNotifiable
localAddress	O	T	T	F	T
remoteAddress	O	T	T	F	T

### 5.3.31.3 Attribute constraints

None.

### 5.3.31.4 Notifications

The common notifications defined in subclause 5.5 are valid for this IOC, without exceptions or additions.

## 5.3.32 EP\_N15

### 5.3.32.1 Definition

This IOC represents the N15 interface between AMF and PCF, which is defined in 3GPP TS 23.501 [2].

### 5.3.32.2 Attributes

The EP\_N15 IOC includes attributes inherited from EP\_RP IOC (defined in 3GPP TS 28.622 [30]) and the following attributes:

Attribute name	S	isReadable	isWritable	isInvariant	isNotifiable
localAddress	O	T	T	F	T
remoteAddress	O	T	T	F	T

### 5.3.32.3 Attribute constraints

None.

### 5.3.32.4 Notifications

The common notifications defined in subclause 5.5 are valid for this IOC, without exceptions or additions.

### 5.3.33 EP\_N16

#### 5.3.33.1 Definition

This IOC represents the N16 interface between two SMFs, which is defined in 3GPP TS 23.501 [2].

#### 5.3.33.2 Attributes

The EP\_N16 IOC includes attributes inherited from EP\_RP IOC (defined in 3GPP TS 28.622 [30]) and the following attributes:

Attribute name	S	isReadable	isWritable	isInvariant	isNotifyable
localAddress	O	T	T	F	T
remoteAddress	O	T	T	F	T

#### 5.3.33.3 Attribute constraints

None.

#### 5.3.33.4 Notifications

The common notifications defined in subclause 5.5 are valid for this IOC, without exceptions or additions.

### 5.3.34 EP\_N17

#### 5.3.34.1 Definition

This IOC represents the N17 interface between AMF and 5G-EIR, which is defined in 3GPP TS 23.501 [2].

#### 5.3.34.2 Attributes

The EP\_N17 IOC includes attributes inherited from EP\_RP IOC (defined in 3GPP TS 28.622 [30]) and the following attributes:

Attribute name	S	isReadable	isWritable	isInvariant	isNotifyable
localAddress	O	T	T	F	T
remoteAddress	O	T	T	F	T

#### 5.3.34.3 Attribute constraints

None.

#### 5.3.34.4 Notifications

The common notifications defined in subclause 5.5 are valid for this IOC, without exceptions or additions.

### 5.3.35 EP\_N20

#### 5.3.35.1 Definition

This IOC represents the N20 interface between AMF and SMSF, which is defined in 3GPP TS 23.501 [2].

### 5.3.35.2 Attributes

The EP\_N20 IOC includes attributes inherited from EP\_RP IOC (defined in 3GPP TS 28.622 [30]) and the following attributes:

Attribute name	S	isReadable	isWritable	isInvariant	isNotifiable
localAddress	O	T	T	F	T
remoteAddress	O	T	T	F	T

### 5.3.35.3 Attribute constraints

None.

### 5.3.35.4 Notifications

The common notifications defined in subclause 5.5 are valid for this IOC, without exceptions or additions.

## 5.3.36 EP\_N21

### 5.3.36.1 Definition

This IOC represents the N21 interface between SMSF and UDM, which is defined in 3GPP TS 23.501 [2].

### 5.3.36.2 Attributes

The EP\_N21 IOC includes attributes inherited from EP\_RP IOC (defined in 3GPP TS 28.622 [30]) and the following attributes:

Attribute name	S	isReadable	isWritable	isInvariant	isNotifiable
localAddress	O	T	T	F	T
remoteAddress	O	T	T	F	T

### 5.3.36.3 Attribute constraints

None.

### 5.3.36.4 Notifications

The common notifications defined in subclause 5.5 are valid for this IOC, without exceptions or additions.

## 5.3.37 EP\_N22

### 5.3.37.1 Definition

This IOC represents the N22 interface between AMF and NSSF, which is defined in 3GPP TS 23.501 [2].

### 5.3.37.2 Attributes

The EP\_N22 IOC includes attributes inherited from EP\_RP IOC (defined in 3GPP TS 28.622 [30]) and the following attributes:

Attribute name	S	isReadable	isWritable	isInvariant	isNotifiable
localAddress	O	T	T	F	T
remoteAddress	O	T	T	F	T

### 5.3.37.3 Attribute constraints

None.

### 5.3.37.4 Notifications

The common notifications defined in subclause 5.5 are valid for this IOC, without exceptions or additions.

## 5.3.38 EP\_N26

### 5.3.38.1 Definition

This IOC represents the N26 interface between AMF and MME, which is defined in 3GPP TS 23.501 [2].

### 5.3.38.2 Attributes

The EP\_N26 IOC includes attributes inherited from EP\_RP IOC (defined in 3GPP TS 28.622 [30]) and the following attributes:

Attribute name	S	isReadable	isWritable	isInvariant	isNotifyable
localAddress	O	T	T	F	T
remoteAddress	O	T	T	F	T

### 5.3.38.3 Attribute constraints

None.

### 5.3.38.4 Notifications

The common notifications defined in subclause 5.5 are valid for this IOC, without exceptions or additions.

## 5.3.39 Void

## 5.3.40 Void

## 5.3.41 EP\_S5C

### 5.3.41.1 Definition

This IOC represents the S5-C interface between SGW and SMF/PGW-C, which is defined in 3GPP TS 23.501 [2].

### 5.3.41.2 Attributes

The EP\_S5C IOC includes attributes inherited from EP\_RP IOC (defined in 3GPP TS 28.622 [30]) and the following attributes:

Attribute name	S	isReadable	isWritable	isInvariant	isNotifyable
localAddress	O	T	T	F	T
remoteAddress	O	T	T	F	T

### 5.3.41.3 Attribute constraints

None.

### 5.3.41.4 Notifications

The common notifications defined in subclause 5.5 are valid for this IOC, without exceptions or additions.

## 5.3.42 EP\_S5U

### 5.3.42.1 Definition

This IOC represents the S5-U interface between SGW and UPF/PGW-U, which is defined in 3GPP TS 23.501 [2].

### 5.3.42.2 Attributes

The EP\_S5U IOC includes attributes inherited from EP\_RP IOC (defined in 3GPP TS 28.622 [30]) and the following attributes:

Attribute name	S	isReadable	isWritable	isInvariant	isNotifyable
localAddress	O	T	T	F	T
remoteAddress	O	T	T	F	T

### 5.3.42.3 Attribute constraints

None.

### 5.3.42.4 Notifications

The common notifications defined in subclause 5.5 are valid for this IOC, without exceptions or additions.

## 5.3.43 EP\_Rx

### 5.3.43.1 Definition

This IOC represents the Rx interface between PCF and AF, which is defined in 3GPP TS 23.501 [2].

### 5.3.43.2 Attributes

The EP\_Rx IOC includes attributes inherited from EP\_RP IOC (defined in 3GPP TS 28.622 [30]) and the following attributes:

Attribute name	S	isReadable	isWritable	isInvariant	isNotifyable
localAddress	O	T	T	F	T
remoteAddress	O	T	T	F	T

### 5.3.43.3 Attribute constraints

None.

### 5.3.43.4 Notifications

The common notifications defined in subclause 5.5 are valid for this IOC, without exceptions or additions.



## 5.3.44 EP\_MAP\_SMSC

### 5.3.44.1 Definition

This IOC represents the MAP interface between SMSF and MSC-IWMSC/GMSC, which is defined in 3GPP TS 23.040 [22].

### 5.3.44.2 Attributes

The EP\_MAP\_SMSC IOC includes attributes inherited from EP\_RP IOC (defined in 3GPP TS 28.622 [30]) and the following attributes:

Attribute name	S	isReadable	isWritable	isInvariant	isNotifyable
localAddress	O	T	T	F	T
remoteAddress	O	T	T	F	T

### 5.3.44.3 Attribute constraints

None.

### 5.3.44.4 Notifications

The common notifications defined in subclause 5.5 are valid for this IOC, without exceptions or additions.

## 5.3.45 EP-NLS

### 5.3.45.1 Definition

This IOC represents the NLs interface between AMF and LMF, which is defined in 3GPP TS 23.501 [2].

### 5.3.45.2 Attributes

The EP-NLS IOC includes attributes inherited from EP\_RP IOC (defined in 3GPP TS 28.622 [30]) and the following attributes:

Attribute name	S	isReadable	isWritable	isInvariant	isNotifyable
localAddress	O	T	T	F	T
remoteAddress	O	T	T	F	T

### 5.3.45.3 Attribute constraints

None.

### 5.3.45.4 Notifications

The common notifications defined in subclause 5.5 are valid for this IOC, without exceptions or additions.

## 5.3.46 EP\_NLG

### 5.3.46.1 Definition

This IOC represents the NLg interface between AMF and GMLC, which is defined in 3GPP TS 23.501 [2].

### 5.3.46.2 Attributes

The EP\_NLG IOC includes attributes inherited from EP\_RP IOC (defined in 3GPP TS 28.622 [30]) and the following attributes:

Attribute name	S	isReadable	isWritable	isInvariant	isNotifiable
localAddress	O	T	T	F	T
remoteAddress	O	T	T	F	T

### 5.3.46.3 Attribute constraints

None.

### 5.3.46.4 Notifications

The common notifications defined in subclause 5.5 are valid for this IOC, without exceptions or additions.

## 5.3.47 EP\_N27

### 5.3.47.1 Definition

This IOC represents an end point of N27 interface between vNRF and hNRF, which is defined in 3GPP TS 29.510 [10].

### 5.3.47.2 Attributes

The EP\_N27 IOC includes attributes inherited from EP\_RP IOC (defined in 3GPP TS 28.622 [30]) and the following attributes:

Attribute name	S	isReadable	isWritable	isInvariant	isNotifiable
localAddress	O	T	T	F	T
remoteAddress	O	T	T	F	T

### 5.3.47.3 Attribute constraints

None.

### 5.3.47.4 Notifications

The common notifications defined in subclause 5.5 are valid for this IOC, without exceptions or additions.

## 5.3.48 EP\_N31

### 5.3.48.1 Definition

This IOC represents an end point of N31 interface between vNSSF and hNSSF, which is defined in 3GPP TS 29.531 [11].

### 5.3.48.2 Attributes

The EP\_N31 IOC includes attributes inherited from EP\_RP IOC (defined in 3GPP TS 28.622 [30]) and the following attributes:

Attribute name	S	isReadable	isWritable	isInvariant	isNotifiable
localAddress	O	T	T	F	T
remoteAddress	O	T	T	F	T

### 5.3.48.3 Attribute constraints

None.

### 5.3.48.4 Notifications

The common notifications defined in subclause 5.5 are valid for this IOC, without exceptions or additions.

## 5.3.49 ExternalNRFFunction

### 5.3.49.1 Definition

This IOC represents external NRF function controlled by another management domain. For more information about the NRF, see 3GPP TS 23.501 [2].

### 5.3.49.2 Attributes

The ExternalNRFFunction IOC includes attributes inherited from ManagedFunction IOC (defined in 3GPP TS 28.622 [30]) and the following attributes:

Attribute name	S	isReadable	isWritable	isInvariant	isNotifiable
id	M	T	F	F	T
pLMNIdList	M	T	T	F	T

### 5.3.49.3 Attribute constraints

None.

### 5.3.49.4 Notifications

The common notifications defined in subclause 5.5 are valid for this IOC, without exceptions or additions.

## 5.3.50 ExternalNSSFFunction

### 5.3.50.1 Definition

This IOC represents external NSSF function controlled by another management domain. For more information about the NSSF, see 3GPP TS 23.501 [2].

### 5.3.50.2 Attributes

The ExternalNSSFFunction IOC includes attributes inherited from ManagedFunction IOC (defined in 3GPP TS 28.622 [30]) and the following attributes:

Attribute name	S	isReadable	isWritable	isInvariant	isNotifiable
id	M	T	F	F	T
pLMNIdList	M	T	T	F	T

### 5.3.50.3 Attribute constraints

None.

### 5.3.50.4 Notifications

The common notifications defined in subclause 5.5 are valid for this IOC, without exceptions or additions.

## 5.3.51 AMFSet

### 5.3.51.1 Definition

This IOC represents the AMF Set which consists of some AMFs that serve a given area and Network Slice. For more information about the AMF Set, see 3GPP TS 23.501 [2].

### 5.3.51.2 Attributes

The AMFSet IOC includes attributes inherited from ManagedFunction IOC (defined in 3GPP TS 28.622 [30]) and the following attributes:

Attribute name	S	isReadable	isWritable	isInvariant	isNotifyable
pLMNidList	M	T	T	F	T
nRTACList	M	T	T	F	T
aMFSetId	M	T	T	F	T
sNSSAIList	CM	T	T	F	T
<b>Attribute related to role</b>					
aMFRegionRef	M	T	T	F	T
aMFSetMemberList	M	T	T	F	T

### 5.3.51.3 Attribute constraints

Name	Definition
sNSSAIList S	Condition: Network slicing feature is supported.

### 5.3.51.4 Notifications

The common notifications defined in subclause 5.5 are valid for this IOC, without exceptions or additions.

## 5.3.52 AMFRegion

### 5.3.52.1 Definition

This IOC represents the AMF Region which consists one or multiple AMF Sets. For more information about the AMF Region, see 3GPP TS 23.501 [2].

### 5.3.52.2 Attributes

The AMFRegion IOC includes attributes inherited from ManagedFunction IOC (defined in 3GPP TS 28.622 [30]) and the following attributes:

Attribute name	S	isReadable	isWritable	isInvariant	isNotifyable
pLMNidList	M	T	T	F	T
nRTACList	M	T	T	F	T
aMFRegionId	M	T	T	F	T
sNSSAIList	CM	T	T	F	T
<b>Attribute related to role</b>					
aMFSetListRef	M	T	T	F	T

### 5.3.52.3 Attribute constraints

Name	Definition
sNSSAIList S	Condition: Network slicing feature is supported.

### 5.3.52.4 Notifications

The common notifications defined in subclause 5.5 are valid for this IOC, without exceptions or additions.

## 5.3.53 ExternalAMFFunction

### 5.3.53.1 Definition

This IOC represents an external AMF functionality used in EN-DC. For more information about the AMF, see 3GPP TS 23.501 [2].

### 5.3.53.2 Attributes

The ExternalAMFFunction IOC includes attributes inherited from ManagedFunction IOC (defined in 3GPP TS 28.622 [30]) and the following attributes:

Attribute name	S	isReadable	isWritable	isInvariant	isNotifyable
Id	M	T	F	F	T
pLMNIdList	M	T	T	F	T
amFIdentifier	M	T	T	F	T

### 5.3.53.3 Attribute constraints

None.

### 5.3.53.4 Notifications

The common notifications defined in subclause 5.5 are valid for this IOC, without exceptions or additions.

## 5.3.54 ManagedNFProfile <<dataType>>

### 5.3.54.1 Definition

This data type represents a Profile definition of a Managed NF (See 3GPP TS 23.501 [22]).

### 5.3.54.2 Attributes

Attribute Name	S	isReadabl e	isWritable	isInvariant	isNotifyable
nfInstanceID	M	T	F	T	F
nfType	M	T	F	F	F
hostAddr	M	T	T	F	T
authzInfo	O	T	T	F	T
location	O	T	T	F	T
capacity	O	T	T	F	T
nFInfo	M	T	T	F	T

### 5.3.54.3 Attribute constraints

None.

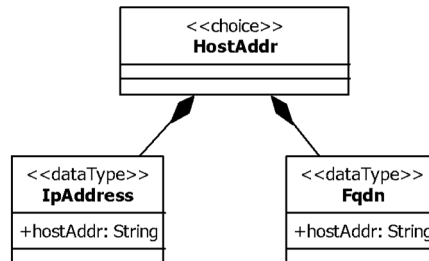
### 5.3.54.4 Notifications

The subclause 4.5 of the <<IOC>> using this <<dataType>> as one of its attributes, shall be applicable.

## 5.3.55 HostAddr <<choice>>

### 5.3.55.1 Definition

This <<choice>> stereotype represents one of a set of data types as shown in Figure 5.3.55.1-1: HostAddr <<choice>> for data types.



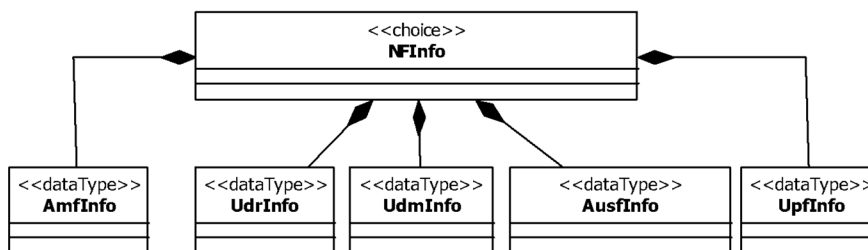
**Figure 5.3.55.1-1: HostAddr <<choice>> for data types**

NOTE: The IPAddress can be IPv4 address (See RFC 791 [24]) or IPv6 address (See RFC 2373 [25]). Refer 3GPP TS 23.003 [5] for Fqdn.

## 5.3.56 NInfo <<choice>>

### 5.3.56.1 Definition

This <<choice>> stereotype represents one of a set of data types as shown in Figure 5.3.56.1-1: NInfo <<choice>> for data types.



**Figure 5.3.56.1-1: NInfo choice for data types**

NOTE: The AmfInfo <<dataType>> is chosed for AFMFunction, the UdrInfo <<dataType>> is chosed for UDRFunction, the UdmInfo <<dataType>> is chosed for UDMFunction, the AusfInfo<<dataType>> is chosed for AUSFFunction, the UpfInfo <<dataType>> is chosed for UPFFunction

## 5.3.57 UdmInfo <<dataType>>

### 5.3.57.1 Definition

This data type represents a generic NFProfile definition (See 3GPP TS 23.501 [22]).

### 5.3.57.2 Attributes

Attribute Name	S	isReadable	isWritable	isInvariant	isNotifyable
nFSrvGroupId	M	T	F	F	F

### 5.3.57.3 Attribute constraints

None

### 5.3.57.4 Notifications

The subclause 4.5 of the <<IOC>> using this <<dataType>> as one of its attributes, shall be applicable.

## 5.3.58 AusfInfo <<dataType>>

### 5.3.58.1 Definition

This data type represents a generic NFProfile definition (See 3GPP TS 23.501 [22]).

### 5.3.58.2 Attributes

Attribute Name	S	isReadable	isWritable	isInvariant	isNotifyable
nFSrvGroupId	M	T	F	T	F

### 5.3.58.3 Attribute constraints

None.

### 5.3.58.4 Notifications

The subclause 4.5 of the <<IOC>> using this <<dataType>> as one of its attributes, shall be applicable.

## 5.3.59 UpfInfo <<dataType>>

### 5.3.59.1 Definition

This data type represents a generic NFProfile definition (See 3GPP TS 23.501 [22]).

### 5.3.59.2 Attributes

Attribute Name	S	isReadable	isWritable	isInvariant	isNotifyable
smfServingAreas	O	T	T	F	T

### 5.3.59.3 Attribute constraints

None.

### 5.3.59.4 Notifications

The subclause 4.5 of the <<IOC>> using this <<dataType>> as one of its attributes, shall be applicable.

## 5.3.60 AmflInfo <<dataType>>

### 5.3.60.1 Definition

This data type represents AMF specific data in NFProfile definition (See 3GPP TS 23.501 [22]).

### 5.3.60.2 Attributes

Attribute Name	S	isReadable	isWritable	isInvariant	isNotifyable
priority	O	T	T	F	T

### 5.3.60.3 Attribute constraints

None.

### 5.3.60.4 Notifications

The subclause 4.5 of the <<IOC>> using this <<dataType>> as one of its attributes, shall be applicable.

## 5.3.61 Udrinfo <<dataType>>

### 5.3.61.1 Definition

This data type represents UDR specific data in NFProfile definition (See 3GPP TS 23.501 [22]).

### 5.3.61.2 Attributes

Attribute Name	S	isReadable	isWritable	isInvariant	isNotifyable
supportedDataSetIds	O	T	T	F	T
nFSrvGroupId	O	T	T	F	T

### 5.3.61.3 Attribute constraints

None.

### 5.3.61.4 Notifications

The subclause 4.5 of the <<IOC>> using this <<dataType>> as one of its attributes, shall be applicable.

## 5.3.62 EP\_N32

### 5.3.62.1 Definition

This IOC represents an end point of N32 interface between cSEPP and pSEPP, which is defined in 3GPP TS 23.501 [2] and 33.501 [52].

### 5.3.62.2 Attributes

The EP\_N32 IOC includes attributes inherited from EP\_RP IOC (defined in 3GPP TS 28.622 [30]) and the following attributes:

Attribute name	S	isReadable	isWritable	isInvariant	isNotifyable
remotePlmnId	M	T	T	F	T
remoteSeppAddress	M	T	T	F	T



remoteSeppId	O	T	T	F	T
n32cParas	O	T	T	F	T
n32fPolicy	O	T	T	F	T
withIPX	M	T	T	F	T

### 5.3.62.3 Attribute constraints

None.

### 5.3.62.4 Notifications

The common notifications defined in subclause 5.5 are valid for this IOC, without exceptions or additions.

## 5.3.63 ExternalSEPPFunction

### 5.3.63.1 Definition

This IOC represents the properties, known by the management function, of a SEPP managed by another management function. For more information about SEPPFunction, see subclause 5.3.17.

### 5.3.63.2 Attributes

The ExternalSEPPFunction IOC includes attributes inherited from ManagedFunction IOC (defined in 3GPP TS 28.622 [30]) and the following attributes:

Attribute name	S	isReadable	isWritable	isInvariant	isNotifyable
pLMNId	M	T	F	F	T
sEPPId	M	T	F	T	T
fqdn	M	T	F	F	T

### 5.3.63.3 Attribute constraints

None.

### 5.3.63.4 Notifications

The common notifications defined in subclause 5.5 are valid for this IOC, without exceptions or additions.

## 5.3.64 SEPPFunction <<ProxyClass>>

### 5.3.64.1 Definition

This IOC represents an <<IOC>>SEPPFunction and <<IOC>>ExternalSEPPFunction.

### 5.3.64.2 Attributes

See that defined in <<IOC>>SEPPFunction and <<IOC>>ExternalSEPPFunction.

### 5.3.64.3 Attribute constraints

See respective IOCs.

### 5.3.64.4 Notifications

See respective IOCs.

## 5.3.65 NEFFunction

### 5.3.65.1 Definition

This IOC represents the NEF function in 5GC. For more information about the NEF, see 3GPP TS 23.501 [2].

### 5.3.65.2 Attributes

The NEFFunction IOC includes attributes inherited from ManagedFunction IOC (defined in 3GPP TS 28.622 [30]) and the following attributes:

Attribute name	S	isReadable	isWritable	isInvariant	isNotifiable
sBIFQDN	M	T	T	F	T
sNSSAList	CM	T	T	F	T
managedNFProfile	M	T	T	F	T
capabilityList	M	T	T	F	T
isCAPIFSup	M	T	F	T	F

### 5.3.65.3 Attribute constraints

Name	Definition
sNSSAList S	Condition: Network slicing feature is supported.

### 5.3.65.4 Notifications

The common notifications defined in subclause 5.5 are valid for this IOC, without exceptions or additions.

## 5.3.66 SCPFunction

### 5.3.67.1 Definition

This IOC represents a Service Communication Proxy, which is defined in 3GPP TS 23.501 [2].

### 5.3.67.2 Attributes

The SCPFunction IOC includes attributes inherited from ManagedFunction IOC (defined in 3GPP TS 28.622 [30]) and the following attributes:

Attribute name	S	isReadable	isWritable	isInvariant	isNotifiable
supportedFuncList	M	T	T	F	T
address	M	T	T	F	T

### 5.3.67.3 Attribute constraints

None.

### 5.3.67.4 Notifications

The common notifications defined in subclause 5.5 are valid for this IOC, without exceptions or additions.

## 5.3.68 SupportedFunction <<dataType>>

### 5.3.68.1 Definition

This dataType represents a functionality supported by a SCP, which is defined in 3GPP TS 23.501 [2].

### 5.3.68.2 Attributes

Attribute name	S	isReadable	isWritable	isInvariant	isNotifiable
function	M	T	T	F	T
policy	O	T	T	F	T

### 5.3.68.3 Attribute constraints

None.

### 5.3.68.4 Notifications

The subclause 5.5 of the <<IOC>> using this <<dataType>> as one of its attributes, shall be applicable.

## 5.3.69 CommModel <<dataType>>

### 5.3.69.1 Definition

This data type represents a communication model definition (See 3GPP TS 23.501 [22]).

### 5.3.69.2 Attributes

Attribute Name	S	isReadable	isWritable	isInvariant	isNotifiable
groupId	M	T	T	F	T
commModelType	M	T	T	F	T
targetNFServiceList	M	T	T	F	T
commModelConfiguration	M	T	T	F	T

### 5.3.69.3 Attribute constraints

None

### 5.3.69.4 Notifications

The subclause 5.5 of the <<IOC>> using this <<dataType>> as one of its attributes, shall be applicable.

## 5.3.70 QFQoSMonitoringControl

### 5.3.70.1 Definition

This IOC specifies the capabilities and properties for control of QoS monitoring per QoS flow per UE for URLLC service. For more information about QoS monitoring per QoS flow per UE, see 3GPP TS 23.501 [2].

If the QoS monitoring per QoS flow per UE is enabled, the SMF requests the PSA UPF to perform the QoS monitoring per QoS flow per UE based on the attributes of the instance of this IOC.

### 5.3.70.2 Attributes

The QFQoSMonitoringControl IOC includes attributes inherited from Top IOC (defined in 3GPP TS 28.622 [30]) and the following attributes:

Attribute name	S	isReadable	isWritable	isInvariant	isNotifiable
qFQoSMonitoringState	M	T	T	F	T
qFMonitoredSNSSAIs	M	T	T	F	T
qFMonitored5QIs	M	T	T	F	T

isEventTriggeredQFMonitoringSupported	M	T	F	F	T
isPeriodicQFMonitoringSupported	M	T	F	F	T
isSessionReleasedQFMonitoringSupported	M	T	F	F	T
qFPacketDelayThresholds	CM	T	T	F	T
qFMinimumWaitTime	CM	T	T	F	T
qFMeasurementPeriod	CM	T	T	F	T

### 5.3.70.3 Attribute constraints

Name	Definition
qFPacketDelayThresholds S	Condition: isEventTriggeredQFMonitoringSupported attribute of the same MOI is set to "Yes".
qFMinimumWaitTime S	Condition: isEventTriggeredQFMonitoringSupported attribute of the same MOI is set to "Yes".
qFMeasurementPeriod S	Condition: isPeriodicQFMonitoringSupported attribute of the same MOI is set to "Yes".

### 5.3.70.4 Notifications

The common notifications defined in subclause 5.5 are valid for this IOC, without exceptions or additions.

## 5.3.71 QFDelayThresholdsType <<dataType>>

### 5.3.71.1 Definition

This data type specifies the thresholds for reporting the packet delay for QoS monitoring per QoS flow per UE, see 3GPP TS 29.244 [56].

### 5.3.71.2 Attributes

Attribute name	S	isReadable	isWritable	isInvariant	isNotifyable
thresholdDl	M	T	T	F	T
thresholdUl	M	T	T	F	T
thresholdRtt	M	T	T	F	T

### 5.3.71.3 Attribute constraints

None

### 5.3.71.4 Notifications

The subclause 4.5 of the <<IOC>> using this <<dataType>> as one of its attributes, shall be applicable.

## 5.3.72 GtpUPathQoSMonitoringControl

### 5.3.72.1 Definition

This IOC specifies the capabilities and properties for control of GTP-U path QoS monitoring. For more information about the GTP-U path QoS monitoring, see 3GPP TS 23.501 [2].

If the GTP-U path QoS monitoring is enabled, the SMF requests the UPF(s) and NG-RAN to perform the GTP-U path QoS monitoring based on the attributes of the instance of this IOC.

### 5.3.72.2 Attributes

The GtpUPathQoSMonitoringControl IOC includes attributes inherited from Top IOC (defined in 3GPP TS 28.622 [30]) and the following attributes:

Attribute name	S	isReadable	isWritable	isInvariant	isNotifyable
gtpUPathQoSMonitoringState	M	T	T	F	T
gtpUPathMonitoredSNSAIs	M	T	T	F	T
monitoredDSCPs	M	T	T	F	T
isEventTriggeredGtpUPathMonitoringSupported	M	T	F	F	T
isPeriodicGtpUMonitoringSupported	M	T	F	F	T
isImmediateGtpUMonitoringSupported	M	T	F	F	T
gtpUPathDelayThresholds	CM	T	T	F	T
gtpUPathMinimumWaitTime	CM	T	T	F	T
gtpUPathMeasurementPeriod	CM	T	T	F	T

### 5.3.72.3 Attribute constraints

Name	Definition
gtpUPathDelayThresholds S	Condition: isEventTriggeredGtpUPathMonitoringSupported attribute of the same MOI is set to "Yes".
gtpUPathMinimumWaitTime S	Condition: isEventTriggeredGtpUPathMonitoringSupported attribute of the same MOI is set to "Yes".
gtpUPathMeasurementPeriod S	Condition: isPeriodicGtpUMonitoringSupported attribute of the same MOI is set to "Yes".

### 5.3.72.4 Notifications

The common notifications defined in subclause 5.5 are valid for this IOC, without exceptions or additions.

## 5.3.73 GtpUPathDelayThresholdsType <<dataType>>

### 5.3.73.1 Definition

This data type specifies the thresholds for reporting the packet delay for GTP-U path QoS monitoring, see 3GPP TS 29.244 [56].

### 5.3.73.2 Attributes

Attribute name	S	isReadable	isWritable	isInvariant	isNotifyable
n3AveragePacketDelayThreshold	M	T	T	F	T
n3MinPacketDelayThreshold	M	T	T	F	T
n3MaxPacketDelayThreshold	M	T	T	F	T
n9AveragePacketDelayThreshold	M	T	T	F	T
n9MinPacketDelayThreshold	M	T	T	F	T
n9MaxPacketDelayThreshold	M	T	T	F	T

### 5.3.73.3 Attribute constraints

None.

### 5.3.73.4 Notifications

The subclause 4.5 of the <<IOC>> using this <<dataType>> as one of its attributes, shall be applicable.

## 5.3.75 Configurable5QISet

### 5.3.75.1 Definition

This IOC specifies the pre-configured 5QIs including their QoS characteristics, see 3GPP TS 23.501 [2].

### 5.3.75.2 Attributes

The Configurable5QISet IOC includes attributes inherited from Top IOC (defined in 3GPP TS 28.622 [30]) and the following attributes:

Attribute name	S	isReadable	isWritable	isInvariant	isNotifyable
configurable5QIs	M	T	T	F	T

### 5.3.75.3 Attribute constraints

None.

### 5.3.75.4 Notifications

The common notifications defined in subclause 5.5 are valid for this IOC, without exceptions or additions.

## 5.3.76 FiveQICharacteristics <<dataType>>

### 5.3.76.1 Definition

This data type specifies the 5QI value and the corresponding QoS characteristics for a 5QI.

### 5.3.76.2 Attributes

Attribute name	S	isReadable	isWritable	isInvariant	isNotifyable
fiveQIValue	M	T	T/F (NOTE )	F	T
resourceType	M	T	T/F (NOTE )	F	T
priorityLevel	O	T	T/F (NOTE )	F	T
packetDelayBudget	O	T	T/F (NOTE )	F	T
packetErrorRate	O	T	T/F (NOTE )	F	T
averagingWindow	O	T	T/F (NOTE )	F	T
maximumDataBurstVolume	O	T	T/F (NOTE )	F	T

NOTE: The isWritable qualifier is "T" if the attribute 1) describes a 5QI in Configurable5QISet MOI, or 2) describes a 5QI in Dynamic5QISet MOI which is associated to PCFFunction MOI or SMFFunction MOI when the PCF is not deployed; The isWritable qualifier is "F" otherwise.

### 5.3.76.3 Attribute constraints

None.

### 5.3.76.4 Notifications

The subclause 4.5 of the <<IOC>> using this <<dataType>> as one of its attributes, shall be applicable.

## 5.3.77 PacketErrorRate <<dataType>>

### 5.3.77.1 Definition

This data type specifies the Packet Error Rate of a configurable 5QI.

### 5.3.77.2 Attributes

Attribute name	S	isReadable	isWritable	isInvariant	isNotifyable
scalar	M	T	T/F (NOTE)	F	T
exponent	M	T	T/F (NOTE)	F	T
NOTE: The isWritable qualifier is "T" if the attribute 1) describes a 5QI in Configurable5QISet MOI, or 2) describes a 5QI in Dynamic5QISet MOI which is associated to PCFFunction MOI or SMFFunction MOI when the PCF is not deployed; The isWritable qualifier is "F" otherwise.					

### 5.3.77.3 Attribute constraints

None

### 5.3.77.4 Notifications

The subclause 4.5 of the <<IOC>> using this <<dataType>> as one of its attributes, shall be applicable.

## 5.3.78 FiveQIDscpMappingSet

### 5.3.78.1 Definition

This IOC specifies the set of mapping between 5QIs and DSCP.

### 5.3.78.2 Attributes

The FiveQIDscpMappingSet IOC includes attributes inherited from Top IOC (defined in 3GPP TS 28.622 [30]) and the following attributes:

Attribute name	S	isReadable	isWritable	isInvariant	isNotifyable
fiveQIDscpMappingList	M	T	T	F	T

### 5.3.78.3 Attribute constraints

None.

### 5.3.78.4 Notifications

The common notifications defined in subclause 5.5 are valid for this IOC, without exceptions or additions.

## 5.3.79 FiveQIDscpMapping <<dataType>>

### 5.3.79.1 Definition

This data type specifies the mapping between 5QIs to DSCP.

### 5.3.79.2 Attributes

Attribute name	S	isReadable	isWritable	isInvariant	isNotifyable
fiveQIValues	M	T	T	F	T
dscp	M	T	T	F	T

### 5.3.79.3 Attribute constraints

None

### 5.3.79.4 Notifications

The subclause 4.5 of the <<IOC>> using this <<dataType>> as one of its attributes, shall be applicable.

## 5.3.80 PredefinedPccRuleSet

### 5.3.80.1 Definition

This IOC specifies the predefined PCC rules, which are configured to SMF and referenced by PCF, see 3GPP TS 23.503 [59].

### 5.3.80.2 Attributes

The `PredefinedPccRuleSet` IOC includes attributes inherited from Top IOC (defined in 3GPP TS 28.622 [30]) and the following attributes:

Attribute name	S	isReadable	isWritable	isInvariant	isNotifyable
<code>predefinedPccRules</code>	M	T	T	F	T

### 5.3.80.3 Attribute constraints

None.

### 5.3.80.4 Notifications

The common notifications defined in subclause 5.5 are valid for this IOC, without exceptions or additions.

## 5.3.81 PccRule <<dataType>>

### 5.3.81.1 Definition

This data type specifies the PCC rule, see 3GPP TS 29.512 [60].

### 5.3.81.2 Attributes

Attribute name	S	isReadable	isWritable	isInvariant	isNotifyable
<code>pccRuleId</code>	M	T	T	F	T
<code>flowInfoList</code>	CM	T	T	F	T
<code>applicationId</code>	CM	T	T	F	T
<code>appDescriptor</code>	O	T	T	F	T
<code>contentVersion</code>	O	T	T	F	T
<code>precedence</code>	CM	T	T	F	T
<code>afSigProtocol</code>	O	T	T	F	T
<code>isAppRelocatable</code>	O	T	T	F	T
<code>isUeAddrPreserved</code>	O	T	T	F	T
<code>qosData</code>	M	T	T	F	T
<code>altQosParams</code>	O	T	T	F	T
<code>trafficControlData</code>	M	T	T	F	T
<code>conditionData</code>	O	T	T	F	T
<code>tscaiInputUl</code>	O	T	T	F	T
<code>tscaiInputDl</code>	O	T	T	F	T

### 5.3.81.3 Attribute constraints

Name	Definition
<code>flowInfoList</code> S	Condition: The <code>applicationId</code> is not supported.
<code>applicationId</code> S	Condition: The <code>flowInfoList</code> is not supported.



precedence S	Condition: The flowInfoList is provided.
--------------	------------------------------------------

### 5.3.81.4 Notifications

The subclause 4.5 of the <<IOC>> using this <<dataType>> as one of its attributes, shall be applicable.

## 5.3.82 FlowInformation <<dataType>>

### 5.3.82.1 Definition

This data type specifies the flow information of a PCC rule.

### 5.3.82.2 Attributes

Attribute name	S	isReadable	isWritable	isInvariant	isNotifyable
flowDescription	M	T	T	F	T
ethFlowDescription	M	T	T	F	T
packFiltId	M	T	T	F	T
packetFilterUsage	M	T	T	F	T
tosTrafficClass	M	T	T	F	T
spi	M	T	T	F	T
flowLabel	O	T	T	F	T
flowDirection	M	T	T	F	T

### 5.3.82.3 Attribute constraints

None.

### 5.3.82.4 Notifications

The subclause 4.5 of the <<IOC>> using this <<dataType>> as one of its attributes, shall be applicable.

## 5.3.83 EthFlowDescription <<dataType>>

### 5.3.83.1 Definition

This data type describes an Ethernet flow.

### 5.3.83.2 Attributes

Attribute name	S	isReadable	isWritable	isInvariant	isNotifyable
destMacAddr	M	T	T	F	T
ethType	M	T	T	F	T
fDesc	CM	T	T	F	T
fDir	M	T	T	F	T
sourceMacAddr	M	T	T	F	T
vlanTags	M	T	T	F	T
srcMacAddrEnd	O	T	T	F	T
destMacAddrEnd	O	T	T	F	T

### 5.3.83.3 Attribute constraints

Name	Definition
fDesc S	Condition: The ethType is IP.

### 5.3.83.4 Notifications

The subclause 4.5 of the <<IOC>> using this <<dataType>> as one of its attributes, shall be applicable.

## 5.3.84 QoSData <<dataType>>

### 5.3.84.1 Definition

This data type specifies the QoS control policy data for a service flow of a PCC rule.

### 5.3.84.2 Attributes

Attribute name	S	isReadable	isWritable	isInvariant	isNotifyable
qosId	M	T	T	F	T
fiveQIValue	M	T	T	F	T
maxbrUl	O	T	T	F	T
maxbrDl	O	T	T	F	T
gbrUl	O	T	T	F	T
gbrDl	O	T	T	F	T
arp	M	T	T	F	T
qosNotificationControl	O	T	T	F	T
reflectiveQos	O	T	T	F	T
sharingKeyDl	O	T	T	F	T
sharingKeyUl	O	T	T	F	T
maxPacketLossRateDl	O	T	T	F	T
maxPacketLossRateUl	O	T	T	F	T
extMaxDataBurstVol	O	T	T	F	T

### 5.3.84.3 Attribute constraints

None.

### 5.3.84.4 Notifications

The subclause 4.5 of the <<IOC>> using this <<dataType>> as one of its attributes, shall be applicable.

## 5.3.85 ARP <<dataType>>

### 5.3.85.1 Definition

This data type specifies the allocation and retention priority of a QoS control policy.

### 5.3.85.2 Attributes

Attribute name	S	isReadable	isWritable	isInvariant	isNotifyable
priorityLevel	M	T	T	F	T
preemptCap	M	T	T	F	T
preemptVuln	M	T	T	F	T

### 5.3.85.3 Attribute constraints

None

### 5.3.85.4 Notifications

The subclause 4.5 of the <<IOC>> using this <<dataType>> as one of its attributes, shall be applicable.

## 5.3.86 TrafficControlData <<dataType>>

### 5.3.86.1 Definition

This data type specifies the traffic control data for a service flow of a PCC rule.

### 5.3.86.2 Attributes

Attribute name	S	isReadable	isWritable	isInvariant	isNotifyable
tcId	M	T	T	F	T
flowStatus	M	T	T	F	T
redirectInfo	O	T	T	F	T
addRedirectInfo	O	T	T	F	T
muteNotif	O	T	T	F	T
trafficSteeringPolIdDl	O	T	T	F	T
trafficSteeringPolIdUl	O	T	T	F	T
routeToLocs	M	T	T	F	T
traffCorreInd	O	T	T	F	T
upPathChgEvent	O	T	T	F	T
steerFun	O	T	T	F	T
steerModeDl	O	T	T	F	T
steerModeUl	O	T	T	F	T
mulAccCtrl	O	T	T	F	T

### 5.3.86.3 Attribute constraints

None

### 5.3.86.4 Notifications

The subclause 4.5 of the <<IOC>> using this <<dataType>> as one of its attributes, shall be applicable.

## 5.3.87 RedirectInformation <<dataType>>

### 5.3.87.1 Definition

This data type specifies the redirect information for traffic control in the PCC rule.

### 5.3.87.2 Attributes

Attribute name	S	isReadable	isWritable	isInvariant	isNotifyable
redirectEnabled	M	T	T	F	T
redirectAddressType	M	T	T	F	T
redirectServerAddress	M	T	T	F	T

### 5.3.87.3 Attribute constraints

None

### 5.3.87.4 Notifications

The subclause 4.5 of the <<IOC>> using this <<dataType>> as one of its attributes, shall be applicable.

### 5.3.88 RouteToLocation <<dataType>>

#### 5.3.88.1 Definition

This data type specifies a list of location which the traffic shall be routed to for the AF request.

#### 5.3.88.2 Attributes

Attribute name	S	isReadable	isWritable	isInvariant	isNotifiable
dnai	M	T	T	F	T
routeInfo	CM	T	T	F	T
routeProfId	CM	T	T	F	T

#### 5.3.88.3 Attribute constraints

Name	Definition
routeInfo S	Condition: The routeProfId is not supported.
routeProfId S	Condition: The routeInfo is not supported.

#### 5.3.88.4 Notifications

The subclause 4.5 of the <<IOC>> using this <<dataType>> as one of its attributes, shall be applicable.

### 5.3.89 RouteInformation <<dataType>>

#### 5.3.89.1 Definition

This data type specifies the traffic routing information.

#### 5.3.89.2 Attributes

Attribute name	S	isReadable	isWritable	isInvariant	isNotifiable
ipv4Addr	CM	T	T	F	T
ipv6Addr	CM	T	T	F	T
portNumber	M	T	T	F	T

#### 5.3.89.3 Attribute constraints

Name	Definition
ipv4Addr S	Condition: The ipv6Addr is not supported.
ipv6Addr S	Condition: The ipv4Addr is not supported.

#### 5.3.89.4 Notifications

The subclause 4.5 of the <<IOC>> using this <<dataType>> as one of its attributes, shall be applicable.

### 5.3.90 UpPathChgEvent <<dataType>>

#### 5.3.90.1 Definition

This data type specifies the information about the AF subscriptions of the UP path change, see 3GPP TS 29.512 [60].

### 5.3.90.2 Attributes

Attribute name	S	isReadable	isWritable	isInvariant	isNotifyable
notificationUri	M	T	T	F	T
notifCorreId	M	T	T	F	T
dnaiChgType	M	T	T	F	T
afAckInd	O	T	T	F	T

### 5.3.90.3 Attribute constraints

None

### 5.3.90.4 Notifications

The subclause 4.5 of the <<IOC>> using this <<dataType>> as one of its attributes, shall be applicable.

## 5.3.91 SteeringMode <<dataType>>

### 5.3.91.1 Definition

This data type specifies the traffic distribution rule, see 3GPP TS 29.512 [60].

### 5.3.91.2 Attributes

Attribute name	S	isReadable	isWritable	isInvariant	isNotifyable
steerModeValue	M	T	T	F	T
active	CM	T	T	F	T
standby	O	T	T	F	T
threeGLoad	CM	T	T	F	T
prioAcc	CM	T	T	F	T

### 5.3.91.3 Attribute constraints

Name	Definition
active S	Condition: The <code>steerModeValue</code> supports "ACTIVE_STANDBY".
threeGLoad S	Condition: The <code>steerModeValue</code> supports "LOAD_BALANCING".
prioAcc S	Condition: The <code>steerModeValue</code> supports "PRIORITY_BASED".

### 5.3.91.4 Notifications

The subclause 4.5 of the <<IOC>> using this <<dataType>> as one of its attributes, shall be applicable.

## 5.3.92 ConditionData <<dataType>>

### 5.3.92.1 Definition

This data type specifies the condition data for a PCC rule.

### 5.3.92.2 Attributes

Attribute name	S	isReadable	isWritable	isInvariant	isNotifyable
condId	M	T	T	F	T
activationTime	O	T	T	F	T
deactivationTime	O	T	T	F	T
accessType	O	T	T	F	T
ratType	O	T	T	F	T

### 5.3.92.3 Attribute constraints

None

### 5.3.92.4 Notifications

The subclause 4.5 of the <<IOC>> using this <<dataType>> as one of its attributes, shall be applicable.

## 5.3.93 TscaiInputContainer <<dataType>>

### 5.3.93.1 Definition

This data type specifies the transports TSCAI input parameters for TSC traffic at the ingress interface of the DS-TT/UE for a PCC rule, see 3GPP TS 29.512 [60].

### 5.3.93.2 Attributes

Attribute name	S	isReadable	isWritable	isInvariant	isNotifyable
periodicity	O	T	T	F	T
burstArrivalTime	O	T	T	F	T

### 5.3.93.3 Attribute constraints

None

### 5.3.93.4 Notifications

The subclause 4.5 of the <<IOC>> using this <<dataType>> as one of its attributes, shall be applicable.

## 5.3.94 Dynamic5QISet

### 5.3.94.1 Definition

This IOC specifies the dynamically assigned 5QIs including their QoS characteristics, see 3GPP TS 23.501 [2]. The instance of this IOC shall not be created or modified by the MnS consumer except the instance is associated to PCFFunction MOI or SMFFunction MOI when the PCF is not deployed.

### 5.3.94.2 Attributes

The Dynamic5QISet IOC includes attributes inherited from Top IOC (defined in 3GPP TS 28.622 [30]) and the following attributes:

Attribute name	S	isReadable	isWritable	isInvariant	isNotifyable
dynamic5QIs	M	T	T/F (NOTE)	F	T

NOTE: The isWritable qualifier is "T" if the Dynamic5QISet MOI is associated to PCFFunction MOI or SMFFunction MOI when the PCF is not deployed; The isWritable qualifier is "F" otherwise.

### 5.3.94.3 Attribute constraints

None.

### 5.3.94.4 Notifications

The common notifications defined in subclause 5.5 are valid for this IOC, without exceptions or additions.

## 5.3.95 EP\_N34

### 5.3.95.1 Definition

This IOC represents the N34 interface between NWDAF and NSSF, which is defined in 3GPP TS 23.501 [2].

### 5.3.95.2 Attributes

The EP\_N34 IOC includes attributes inherited from EP\_RP IOC (defined in TS 28.622[30]) and the following attributes:

Attribute name	S	isReadable	isWritable	isInvariant	isNotifiable
localAddress	O	T	T	F	T
remoteAddress	O	T	T	F	T

### 5.3.95.3 Attribute constraints

None.

### 5.3.95.4 Notifications

The common notifications defined in subclause 5.5 are valid for this IOC, without exceptions or additions.

## 5.4 Attribute definitions

### 5.4.1 Attribute properties

The following table defines the attributes that are present in several Information Object Classes (IOCs) of the present document.

Attribute Name	Documentation and Allowed Values	Properties
aMFIdentifier	The AMFI is constructed from an AMF Region ID, an AMF Set ID and an AMF Pointer. The AMF Region ID identifies the region, the AMF Set ID uniquely identifies the AMF Set within the AMF Region, and the AMF Pointer uniquely identifies the AMF within the AMF Set. (Ref. 3GPP TS 23.003 [13])	type: Integer multiplicity: 1 isOrdered: N/A isUnique: N/A defaultValue: None allowedValues: N/A isNullable: False
aMFSetId	It represents the AMF Set ID, which is uniquely identifies the AMF Set within the AMF Region. allowedValues: defined in subclause 2.10.1 of 3GPP TS 23.003 [13].	type: Integer multiplicity: 1 isOrdered: N/A isUnique: N/A defaultValue: None allowedValues: N/A isNullable: False
aMFSet.aMFRegionRef	It is the DN of AMFRegion instance of the AMFSet. This holds a DN of AMFRegion instance for which the AMFSet instance belongs to.  allowedValues: N/A	type: DN multiplicity: 0..1 isOrdered: N/A isUnique: N/A defaultValue: None isNullable: False

Attribute Name	Documentation and Allowed Values	Properties
aMFSetMemberList	It is the list of DNs of AMFFunction instances of the AMFSet.  allowedValues: N/A	type: DN multiplicity: 1 isOrdered: N/A isUnique: N/A defaultValue: None isNullable: False
aMFRegionId	It represents the AMF Region ID, which identifies the region.  allowedValues: defined in subclause 2.10.1 of 3GPP TS 23.003 [13].	type: Integer multiplicity: 1 isOrdered: N/A isUnique: N/A defaultValue: None allowedValues: N/A isNullable: False
aMFSetRef	This is the DN of AMFSet.  allowedValues: N/A	type: DN multiplicity: 0..1 isOrdered: N/A isUnique: N/A defaultValue: None isNullable: False
aMFRegion.aMFSetListRef	This holds a list of DN of AMFSet instances in the same AMFRegion instance.  allowedValues: N/A	type: DN multiplicity: * isOrdered: False isUnique: True defaultValue: None isNullable: False
localAddress	This parameter specifies the localAddress including IP address and VLAN ID used for initialization of the underlying transport.  First string is IP address, IP address can be an IPv4 address (See RFC 791 [37]) or an IPv6 address (See RFC 2373 [38]). Second string is VLAN Id (See IEEE 802.1Q [39]).	type: String multiplicity: 2 isOrdered: True isUnique: True defaultValue: None isNullable: False
remoteAddress	Remote address including IP address used for initialization of the underlying transport.  IP address can be an IPv4 address (See IETF RFC 791 [37]) or an IPv6 address (See IETF RFC 2373 [38]).	type: String multiplicity: 1 isOrdered: N/A isUnique: N/A defaultValue: None isNullable: False
nfProfileList	It is a set of NFProfile(s) to be registered in the NRF instance. NFProfile is defined in 3GPP TS 29.510 [23].	type: <<dataType>> multiplicity: * isOrdered: False isUnique: True defaultValue: None allowedValues: N/A isNullable: False
cNSIIDList	It is a set of NSI ID. NSI ID is an identifier for identifying the Core Network part of a Network Slice instance when multiple Network Slice instances of the same Network Slice are deployed, and there is a need to differentiate between them in the 5GC. See NSI ID definition in clause 3.1 of 3GPP TS 23.501 [2] and subclause 6.1.6.2.7 of 3GPP TS 29.531 [24].	type: String multiplicity: * isOrdered: False isUnique: True defaultValue: None allowedValues: N/A isNullable: False
sNSSAIDList	See subclause 4.4.1.	
sBIFQDN	It is used to indicate the FQDN of the registered NF instance in service-based interface, for example, NF instance FQDN structure is: nftype<nfnnum>.slicetype<sliceid>.mnc<MNC>.mcc<MCC>.3gppnetwork.org	type: String multiplicity: 1 isOrdered: N/A isUnique: N/A defaultValue: None allowedValues: N/A isNullable: False



Attribute Name	Documentation and Allowed Values	Properties
sBIServiceList	It is used to indicate the all supported NF services registered on service-based interface.	type: String multiplicity: * isOrdered: False isUnique: True defaultValue: None allowedValues: N/A isNullable: False
nRTACList	It is the list of Tracking Area Codes (either legacy TAC or extended TAC).  allowedValues: Legacy TAC and Extended TAC are defined in clause 9.3.3.10 of 3GPP TS 38.413 [5].	type: Integer multiplicity: 1..* isOrdered: False isUnique: True defaultValue: None allowedValues: N/A isNullable: False
supportedBMOList	It is used to indicate the list of supported BMOs (Bridge Managed Objects) required for integration with TSN system.	type: String multiplicity: * isOrdered: False isUnique: True defaultValue: None allowedValues: N/A isNullable: False
managedNFProfile	This parameter defines profile for managed NF (See 3GPP TS 23.501 [22]).  allowedValues: N/A	type: ManagedNFProfile multiplicity: 1 isOrdered: N/A isUnique: N/A defaultValue: None allowedValues: N/A isNullable: False
nfInstanceID	This parameter defines unique identity of the NF Instance. The format of the NF Instance ID shall be a Universally Unique Identifier (UUID) version 4, as described in IETF RFC 4122 [44]  allowedValues: N/A	type: String multiplicity: 1 isOrdered: N/A isUnique: N/A defaultValue: None isNullable: False
nfType	This parameter defines type of Network Function  allowedValues: See 3GPP TS 23.501[22] for NF types	type: ENUM multiplicity: 1..* isOrdered: False isUnique: True defaultValue: None isNullable: False
fqdn	This parameter defines FQDN of the Network Function (See 3GPP TS 23.003 [5])  allowedValues: N/A	type: String multiplicity: 1 isOrdered: N/A isUnique: N/A defaultValue: None isNullable: False
ipAddress	This parameter defines IP Address of the Network Function. It can be IPv4 address (See IETF RFC 791 [37]) or IPv6 address (See IETF RFC 2373 [38]).  allowedValues: N/A	type: String multiplicity: 1 isOrdered: N/A isUnique: N/A defaultValue: None isNullable: False
authzInfo	This parameter defines NF Specific Service authorization information. It shall include the NF type (s) and NF realms/origins allowed to consume NF Service(s) of NF Service Producer (See 3GPP TS 23.501 [22]). allowedValues: N/A	type: String multiplicity: 0..1 isOrdered: N/A isUnique: N/A defaultValue: None isNullable: False
locality	The parameter defines information about the location of the NF instance (e.g. geographic location, data center) defined by operator (See 3GPP TS 29.510 [23]).  allowedValues: N/A	type: String multiplicity: 0..1 isOrdered: N/A isUnique: N/A defaultValue: None isNullable: False

Attribute Name	Documentation and Allowed Values	Properties
capacity	This parameter defines static capacity information in the range of 0-65535, expressed as a weight relative to other NF instances of the same type; if capacity is also present in the nfServiceList parameters, those will have precedence over this value (See 3GPP TS 29.510 [23]) allowedValues: 0-65535	type: Integer multiplicity: 1 isOrdered: N/A isUnique: N/A defaultValue: None allowedValues: N/A isNullable: False
nFInfo	This parameter includes NF specific data in Managed NF profile  allowedValues: N/A	type: NFInfo multiplicity: 1 isOrdered: N/A isUnique: N/A defaultValue: None allowedValues: N/A isNullable: False
hostAddr	This parameter defines host address of a NF  allowedValues: N/A	type: HostAddr multiplicity: 1 isOrdered: N/A isUnique: N/A defaultValue: None allowedValues: N/A isNullable: False
priority	This parameter defines Priority (relative to other NFs of the same type) in the range of 0-65535, to be used for NF selection; lower values indicate a higher priority. If priority is also present in the nfServiceList parameters, those will have precedence over this value (See 3GPP TS 29.510 [23]).  allowedValues: 0-65535	type: Integer multiplicity: 1 isOrdered: N/A isUnique: N/A defaultValue: None allowedValues: N/A isNullable: False
supportedDataSetIds	This parameter defines list of supported data sets in the UDR instance (See 3GPP TS 29.510 [23]).  allowedValues: "SUBSCRIPTION", "POLICY", "EXPOSURE", "APPLICATION"	type: ENUM multiplicity: 1..* isOrdered: False isUnique: False defaultValue: None isNullable: False
nFSrvGroupId	This parameter defines identity of the group that is served by the NF instance (See 3GPP TS 29.510 [23]).  allowedValues: N/A	type: String multiplicity: 1 isOrdered: N/A isUnique: N/A defaultValue: None isNullable: False
smfServingAreas	This parameter defines the SMF service area(s) the UPF can serve (See 3GPP TS 29.510 [23]).  allowedValues: N/A	type: String multiplicity: 1..* isOrdered: False isUnique: True defaultValue: None isNullable: False
isESCoveredBy	This indicates whether the adjacentCell provides no, partial or full coverage for the cell which name-contains the NRCellRelation instance. Adjacent cells with this attribute equal to "FULL" are recommended to be considered as candidate cells to take over the coverage when the original cell state is about to be changed to energySaving. All adjacent cells with this attribute value equal to "PARTIAL" are recommended to be considered as entirety of candidate cells to take over the coverage when the original cell state is about to be changed to energySaving.  allowedValues: NO, PARTIAL, FULL	type: ENUM multiplicity: 1 isOrdered: N/A isUnique: N/A defaultValue: None isNullable: False
commModelList	The attribute specifies a list of commModel which is defined as a datatype (see clause 5.3.69). It can be used by NF and NF services to interact with each other in 5G Core network (see 3GPP TS 23.501 [2]).  allowedValues: Not applicable	type: commModel multiplicity: 1..* isOrdered: False isUnique: True defaultValue: None isNullable: False

Attribute Name	Documentation and Allowed Values	Properties
groupId	This parameter identifies a list of target NF services on which the same communication model is applied to.  allowedValues: N/A	type: Integer multiplicity: 1 isOrdered: N/A isUnique: N/A defaultValue: None isNullable: False
commModelType	This parameter defines communication model used by a NF to interact with NF service(s) (See 3GPP TS 23.501 [2]).  allowedValues:"DIRECT_COMMUNICATION_WO_NRF", "DIRECT_COMMUNICATION_WITH_NRF", "INDIRECT_COMMUNICATION_WO_DEDICATED_DISCOVERY", "INDIRECT_COMMUNICATION_WITH_DEDICATED_DISCOVERY"	type: ENUM multiplicity: 1 isOrdered: N/A isUnique: N/A defaultValue: None allowedValues: N/A isNullable: False
targetNFServiceList	This parameter lists target NF services sharing same communication model and configuration.  allowedValues: N/A	type: DN multiplicity: 1..* isOrdered: False isUnique: True defaultValue: None isNullable: False
commModelConfiguration	This parameter defines configuration parameters for specific communication model for a group of NF Services.  allowedValues: N/A	type: String multiplicity: 1 isOrdered: N/A isUnique: N/A defaultValue: None allowedValues: N/A isNullable: False
supportedFuncList	This parameter lists functionalities supported by a SCP. Refer to 3GPP TS 23.501 [2].	type: SupportedFunction multiplicity: 1..* isOrdered: False isUnique: False defaultValue: None isNullable: False
address	This parameter defines address of a SCP instance, it can be IP address (either IPv4 address (See RFC 791 [37]) or IPv6 address (See IETF RFC 2373 [38])) or FQDN (See 3GPP TS 23.003 [5]).	type: String multiplicity: 1 isOrdered: N/A isUnique: N/A defaultValue: None allowedValues: N/A isNullable: False
function	This parameter defines name of a functionality supported by a SCP.	type: String multiplicity: 1 isOrdered: N/A isUnique: N/A defaultValue: None isNullable: False
policy	This parameter defines configuration policies of a functionality supported by a SCP.	type: String multiplicity: 1 isOrdered: N/A isUnique: N/A defaultValue: None allowedValues: N/A isNullable: False
capabilityList	This parameter lists capabilities supported by a NEF. Refer to 3GPP TS 23.501 [2].  allowedValues: N/A	type: String multiplicity: 1..* isOrdered: False isUnique: False defaultValue: None isNullable: False
isCAPIFSup	This parameter defines if the NEF support Common API Framework.  allowedValues: TRUE, FALSE	type: Boolean multiplicity: 1 isOrdered: N/A isUnique: N/A defaultValue: None isNullable: False

Attribute Name	Documentation and Allowed Values	Properties
sEPPType	This parameter defines the type of a SEPP entity. Refer to 3GPP TS 33.501 [52].  allowedValues: "CSEPP", "PSEPP"	type: ENUM multiplicity: 1 isOrdered: N/A isUnique: N/A defaultValue: None isNullable: False
sEPPIId	This parameter is identifier of a SEPP, it is unique inside a PLMN.  allowedValues: N/A	type: Integer multiplicity: 1 isOrdered: N/A isUnique: N/A defaultValue: None allowedValues: N/A isNullable: False
remotePlmnId	This parameter defines PLMNId of the remote SEPP.  allowedValues: N/A	Type: PLMNId multiplicity: 1 isOrdered: N/A isUnique: N/A defaultValue: None isNullable: False
remoteSeppAddress	This parameter defines address of the remote SEPP. It can be IP address (either IPv4 address (See IETF RFC 791 [37]) or IPv6 address (See RFC 2373 [38])) or FQDN(See 3GPP TS 23.003 [5]).  allowedValues: N/A	type: String multiplicity: 1 isOrdered: N/A isUnique: N/A defaultValue: None isNullable: False
remoteSeppId	This parameter defines identifier of the remote SEPP. it is unique inside a PLMN.  allowedValues: N/A	type: Integer multiplicity: 1 isOrdered: N/A isUnique: N/A defaultValue: None allowedValues: N/A isNullable: False
n32cParas	This attribute is used to configure parameters to establish security link between two SEPPs.  allowedValues: N/A	type: String multiplicity: 1 isOrdered: N/A isUnique: N/A defaultValue: None isNullable: False
n32fPolicy	This attribute is used to configure policies to protect the messages exchanged between SEPPs.  allowedValues: N/A	type: String multiplicity: 1 isOrdered: N/A isUnique: N/A defaultValue: None isNullable: False
withIPX	This attribute defines if there's an IPX interconnected between two SEPPs.  allowedValues: TRUE, FALSE	type: Boolean multiplicity: 1 isOrdered: N/A isUnique: N/A defaultValue: None allowedValues: N/A isNullable: False
FiveQiDscpMappingList	It provides the list of mapping between 5QIs and DSCP.  allowedValues: N/A	type: FiveQiDscpMapping multiplicity: * isOrdered: False isUnique: True defaultValue: None isNullable: False
fiveQIValues	It indicates a list of 5QI value.  allowedValues: 0 - 255	type: Integer multiplicity: * isOrdered: False isUnique: True defaultValue: None isNullable: False

Attribute Name	Documentation and Allowed Values	Properties
dscp	It indicates a DSCP. allowedValues: 0 - 255	type: Integer multiplicity: 1 isOrdered: N/A isUnique: N/A defaultValue: None isNullable: False
configurable5QISetRef	This is the DN of Configurable5QISet. allowedValues: DN of the Configurable5QISet MOI.	type: String multiplicity: 0..1 isOrdered: N/A isUnique: N/A defaultValue: None isNullable: False
configurable5QIs	It indicates the pre-configured 5QIs, including their QoS characteristics. allowedValues: N/A	type: FiveQICharacteristics multiplicity: * isOrdered: False isUnique: True defaultValue: None isNullable: False
dynamic5QISetRef	This is the DN of Dynamic5QISet MOI. allowedValues: DN of the Dynamic5QISet MOI.	type: String multiplicity: 0..1 isOrdered: N/A isUnique: N/A defaultValue: None isNullable: False
dynamic5QIs	It indicates the dynamically assigned 5QIs, including their QoS characteristics. allowedValues: N/A	type: FiveQICharacteristics multiplicity: * isOrdered: False isUnique: True defaultValue: None isNullable: False
fiveQIValue	It identifies the 5QI value. allowedValues: 0 - 255	type: Integer multiplicity: 1 isOrdered: N/A isUnique: N/A defaultValue: None isNullable: False
resourceType	It indicates the Resource Type of a 5QI, as specified in 3GPP TS 23.501 [2]. allowedValues: "GBR", "NON-GBR", "DELAY_CRITICAL_GBR"	type: ENUM multiplicity: 1 isOrdered: N/A isUnique: N/A defaultValue: None isNullable: False
priorityLevel	It indicates the Priority Level of a 5QI, as specified in 3GPP TS 23.501 [2]. allowedValues: 0 - 127	type: Integer multiplicity: 1 isOrdered: N/A isUnique: N/A defaultValue: None isNullable: False
packetDelayBudget	It indicates the Packet Delay Budget (in unit of 0.5ms) of a 5QI, as specified in 3GPP TS 23.501 [2]. allowedValues: 0 - 1023	type: Integer multiplicity: 1 isOrdered: N/A isUnique: N/A defaultValue: None isNullable: False
packetErrorRate	It indicates the Packet Error Rate of a 5QI, as specified in 3GPP TS 23.501 [2]. allowedValues: N/A	type: PacketErrorRate multiplicity: 1 isOrdered: N/A isUnique: N/A defaultValue: None isNullable: False

Attribute Name	Documentation and Allowed Values	Properties
averagingWindow	It indicates the Averaging Window (in unit of ms) of a 5QI, as specified in 3GPP TS 23.501 [2].  allowedValues: 0 - 4095	type: Integer multiplicity: 1 isOrdered: N/A isUnique: False defaultValue: None isNullable: False
maximumDataBurstVolume	It indicates the Maximum Data Burst Volume (in unit of Byte) of a 5QI, as specified in 3GPP TS 23.501 [2].  allowedValues: 0 - 4095	type: Integer multiplicity: 1 isOrdered: N/A isUnique: N/A defaultValue: None isNullable: False
scalar	The Packet Error Rate of a 5QI expressed as <i>Scalar</i> x 10-k where k is the <i>Exponent</i> . This attriutes indicates the <i>Scalar</i> of this expression.  allowedValues: 0 - 9	type: Integer multiplicity: 1 isOrdered: N/A isUnique: N/A defaultValue: None isNullable: False
exponent	The Packet Error Rate of a 5QI expressed as <i>Scalar</i> x 10-k where k is the <i>Exponent</i> . This attriutes indicates the <i>Exponent</i> of this expression.  allowedValues: 0 - 9	type: Integer multiplicity: 1 isOrdered: N/A isUnique: False defaultValue: None isNullable: False
gtpUPathQoSMonitoringState	It indicates the state of GTP-U path QoS monitoring for URLLC service.  allowedValues: "Enabled", "Disabled".	type: ENUM multiplicity: 1 isOrdered: N/A isUnique: N/A defaultValue: Enabled isNullable: False
gtpUPathMonitoredSNSSAIs	It specifies the S-NSSAIs for which the GTP-U path QoS monitoring is to be performed.  allowedValues: See 3GPP TS 23.003 [13]	type: S-NSSAI multiplicity: * isOrdered: False isUnique: True defaultValue: None isNullable: False
monitoredDSCPs	It specifies the DSCPs for which the GTP-U path QoS monitoring is to be performed.  allowedValues: See 3GPP TS 29.244 [56]	type: Integer multiplicity: * isOrdered: False isUnique: True defaultValue: None isNullable: False
isEventTriggeredGtpUPathMonitoringSupported	It indicates whether the event triggered GTP-U path QoS monitoring reporting based on thresholds is supported, see 3GPP TS 29.244 [56].  allowedValues: "Yes", "No".	type: Boolean multiplicity: 1 isOrdered: N/A isUnique: N/A defaultValue: Yes isNullable: False
isPeriodicGtpUMonitoringSupported	It indicates whether the periodic GTP-U path QoS monitoring reporting is supported, see 3GPP TS 29.244 [56].  allowedValues: "Yes", "No".	type: Boolean multiplicity: 1 isOrdered: N/A isUnique: N/A defaultValue: Yes isNullable: False
isImmediateGtpUMonitoringSupported	It indicates whether the immediate GTP-U path QoS monitoring reporting is supported, see 3GPP TS 29.244 [56].  allowedValues: "Yes", "No".	type: Boolean multiplicity: 1 isOrdered: N/A isUnique: N/A defaultValue: Yes isNullable: False

Attribute Name	Documentation and Allowed Values	Properties
gtpUPathDelayThresholds	It specifies the thresholds for reporting the packet delay for the GTO-U path QoS monitoring, if the isEventTriggeredGtpUPathMonitoringSupported attribute of the same MOI is set to "yes". The packet delay will be reported to SMF when it exceeds the threshold (in milliseconds).  allowedValues: N/A.	type: GtpUPathDelayThresholdsType multiplicity: 1 isOrdered: N/A isUnique: N/A defaultValue: None isNullable: False
gtpUPathMinimumWaitingTime	It specifies the minimum waiting time (in seconds) between two consecutive reports for event triggered GTP-U path QoS monitoring reporting, if the isEventTriggeredGtpUPathMonitoringSupported attribute of the same MOI is set to "yes".  allowedValues: see 3GPP TS 29.244 [56].	type: Integer multiplicity: 1 isOrdered: N/A isUnique: N/A defaultValue: None isNullable: False
gtpUPathMeasurementPeriod	It specifies the period (in seconds) for reporting the packet delay for GTP-U path QoS monitoring, if the isPeriodicGtpUMonitoringSupported attribute of the same MOI is set to "yes".  allowedValues: see 3GPP TS 29.244 [56].	type: Integer multiplicity: 1 isOrdered: N/A isUnique: N/A defaultValue: None isNullable: False
n3AveragePacketDelayThreshold	It specifies the threshold for reporting the average packet delay of a GTP-U path on N3 interface.  allowedValues: see 3GPP TS 29.244 [56].	type: Integer multiplicity: 1 isOrdered: N/A isUnique: N/A defaultValue: None isNullable: False
n3MinPacketDelayThreshold	It specifies the threshold for reporting the minimum packet delay of a GTP-U path on N3 interface.  allowedValues: see 3GPP TS 29.244 [56].	type: Integer multiplicity: 1 isOrdered: N/A isUnique: N/A defaultValue: None isNullable: False
n3MaxPacketDelayThreshold	It specifies the threshold for reporting the maximum packet delay of a GTP-U path on N3 interface.  allowedValues: see 3GPP TS 29.244 [56].	type: Integer multiplicity: 1 isOrdered: N/A isUnique: N/A defaultValue: None isNullable: False
n9AveragePacketDelayThreshold	It specifies the threshold for reporting the average packet delay of a GTP-U path on N9 interface.  allowedValues: see 3GPP TS 29.244 [56].	type: Integer multiplicity: 1 isOrdered: N/A isUnique: N/A defaultValue: None isNullable: False
n9MinPacketDelayThreshold	It specifies the threshold for reporting the minimum packet delay of a GTP-U path on N9 interface.  allowedValues: see 3GPP TS 29.244 [56].	type: Integer multiplicity: 1 isOrdered: N/A isUnique: N/A defaultValue: None isNullable: False
n9MaxPacketDelayThreshold	It specifies the threshold for reporting the maximum packet delay of a GTP-U path on N9 interface.  allowedValues: see 3GPP TS 29.244 [56].	type: Integer multiplicity: 1 isOrdered: N/A isUnique: N/A defaultValue: None isNullable: False
qfQoSMonitoringState	It indicates the state of QoS monitoring per QoS flow per UE for URLLC service.  allowedValues: "Enabled", "Disabled".	type: ENUM multiplicity: 1 isOrdered: N/A isUnique: N/A defaultValue: Enabled isNullable: False

Attribute Name	Documentation and Allowed Values	Properties
qFMonitoredSNSSAIs	It specifies the S-NSSAIs for which the QoS monitoring per QoS flow per UE is to be performed.  allowedValues: See 3GPP TS 23.003 [13]	type: S-NSSAI multiplicity: * isOrdered: False isUnique: True defaultValue: None isNullable: False
qFMonitored5QIs	It specifies the 5QIs for which the QoS monitoring per QoS flow per UE is to be performed.  allowedValues: See 3GPP TS 23.501[2]	type: Integer multiplicity: * isOrdered: False isUnique: True defaultValue: None isNullable: False
isEventTriggeredQFMonitoringSupported	It indicates whether the event based QoS monitoring reporting per QoS flow per UE is supported, see 3GPP TS 29.244 [56].  allowedValues: "Yes", "No".	type: Boolean multiplicity: 1 isOrdered: N/A isUnique: N/A defaultValue: Yes isNullable: False
isPeriodicQFMonitoringSupported	It indicates whether the periodic QoS monitoring reporting per QoS flow per UE is supported, see 3GPP TS 29.244 [56].  allowedValues: "Yes", "No".	type: Boolean multiplicity: 1 isOrdered: N/A isUnique: N/A defaultValue: Yes isNullable: False
isSessionReleasedQFMonitoringSupported	It indicates whether the session release based QoS monitoring reporting per QoS flow per UE is supported, see 3GPP TS 29.244 [56].  allowedValues: "Yes", "No".	type: Boolean multiplicity: 1 isOrdered: N/A isUnique: N/A defaultValue: Yes isNullable: False
qFPacketDelayThresholds	It specifies the thresholds for reporting the packet delay between PSA and UE for QoS monitoring per QoS flow per UE, if the isEventTriggeredQFMonitoringSupported attribute of the same MOI is set to "yes". The packet delay will be reported by PSA UPF to SMF when it exceeds the threshold (in milliseconds).  allowedValues: see 3GPP TS 29.244 [56].	type: QFPacketDelayThresholdsType multiplicity: 1 isOrdered: N/A isUnique: N/A defaultValue: None isNullable: False
qFMinimumWaitTime	It specifies the minimum waiting time (in seconds) between two consecutive reports for event triggered QoS monitoring reporting per QoS flow per UE, if the isEventTriggeredQFMonitoringSupported attribute of the same MOI is set to "yes".  allowedValues: see 3GPP TS 29.244 [56].	type: Integer multiplicity: 1 isOrdered: N/A isUnique: N/A defaultValue: None isNullable: False
qFMeasurementPeriod	It specifies the period (in seconds) for reporting the packet delay for QoS monitoring per QoS flow per UE, if the isPeriodicQFMonitoringSupported attribute of the same MOI is set to "yes".  allowedValues: see 3GPP TS 29.244 [56].	type: Integer multiplicity: 1 isOrdered: N/A isUnique: N/A defaultValue: None isNullable: False
thresholdDl	It specifies the threshold for reporting the DL packet delay between PSA UPF and UE.  allowedValues: see 3GPP TS 29.244 [56].	type: Integer multiplicity: 1 isOrdered: N/A isUnique: N/A defaultValue: None isNullable: False
thresholdUl	It specifies the threshold for reporting the UL packet delay between PSA UPF and UE.  allowedValues: see 3GPP TS 29.244 [56].	type: Integer multiplicity: 1 isOrdered: N/A isUnique: N/A defaultValue: None isNullable: False



Attribute Name	Documentation and Allowed Values	Properties
thresholdRtt	It specifies the threshold for reporting the round-trip packet delay between PSA UPF and UE. allowedValues: see 3GPP TS 29.244 [56].	type: Integer multiplicity: 1 isOrdered: N/A isUnique: N/A defaultValue: None isNullable: False
predefinedPccRules	It specifies the predefined PCC Rules, see 3GPP TS 25.503 [59]. allowedValues: N/A	type: PccRule multiplicity: 1..* isOrdered: False isUnique: True defaultValue: None isNullable: False
pccRuleId	It identifies the PCC rule. allowedValues: N/A	type: DN multiplicity: 1 isOrdered: N/A isUnique: N/A defaultValue: None isNullable: False
flowInfoList	It is a list of IP flow packet filter information. allowedValues: N/A	type: FlowInformation multiplicity: * isOrdered: False isUnique: True defaultValue: None isNullable: False
applicationId	A reference to the application detection filter configured at the UPF. allowedValues: N/A	type: DN multiplicity: 1 isOrdered: N/A isUnique: N/A defaultValue: None isNullable: False
appDescriptor	It is the ATSSS rule application descriptor. allowedValues: see 3GPP TS 29.571 [61].	type: BitString multiplicity: 1 isOrdered: N/A isUnique: N/A defaultValue: None isNullable: False
contentVersion	Indicates the content version of the PCC rule. allowedValues: N/A	type: Integer multiplicity: 1 isOrdered: N/A isUnique: N/A defaultValue: None isNullable: False
precedence	It indicates the order in which this PCC rule is applied relative to other PCC rules within the same PDU session. allowedValues: 0..255.	type: Integer multiplicity: 1 isOrdered: N/A isUnique: N/A defaultValue: None isNullable: False
afSigProtocol	Indicates the protocol used for signalling between the UE and the AF. The default value is "NO_INFORMATION". allowedValues: "NO_INFORMATION", "SIP".	type: ENUM multiplicity: 1 isOrdered: N/A isUnique: N/A defaultValue: "NO_INFORMATION" isNullable: False
isAppRelocatable	It indicates the application relocation possibility. The default value is "FALSE". allowedValues: "TRUE", "FALSE".	type: Boolean multiplicity: 1 isOrdered: N/A isUnique: N/A defaultValue: None isNullable: False

Attribute Name	Documentation and Allowed Values	Properties
isUeAddrPreserved	It Indicates whether UE IP address should be preserved. The default value is "FALSE". allowedValues: "TRUE", "FALSE".	type: Boolean multiplicity: 1 isOrdered: N/A isUnique: N/A defaultValue: "FALSE" isNullable: False
qosData	It contains the QoS control policy data for a PCC rule. allowedValues: N/A	type: QoSData multiplicity: * isOrdered: False isUnique: True defaultValue: None isNullable: False
altQosParams	It contains the QoS control policy data for the Alternative QoS parameter sets of the service data flow. Only the "qosId" attribute, "5qi" attribute, "maxbrUl" attribute, "maxbrDl" attribute, "gbrUl" attribute and "gbrDl" attribute are applicable within the QoSData data type. This data type represents an ordered list, where the lower the index of the array for a given entry, the higher the priority. allowedValues: N/A	type: QoSData multiplicity: * isOrdered: False isUnique: True defaultValue: None isNullable: False
trafficControlData	It contains the traffic control policy data for a PCC rule. allowedValues: N/A	type: TrafficControlData multiplicity: * isOrdered: False isUnique: True defaultValue: None isNullable: False
conditionData	It contains the condition data for a PCC rule. allowedValues: N/A	type: ConditionData multiplicity: 1 isOrdered: N/A isUnique: N/A defaultValue: None isNullable: False
tscailInputUl	It contains transports TSCAI input parameters for TSC traffic at the ingress interface of the DS-TT/UE (uplink flow direction). allowedValues: N/A	type: TscailInputContainer multiplicity: 1 isOrdered: N/A isUnique: N/A defaultValue: None isNullable: False
tscailInputDl	It contains transports TSCAI input parameters for TSC traffic at the ingress of the NW-TT (downlink flow direction). allowedValues: N/A	type: TscailInputContainer multiplicity: 1 isOrdered: N/A isUnique: N/A defaultValue: None isNullable: False
flowDescription	It defines a packet filter for an IP flow. allowedValues: see 3GPP TS 29.214 [62].	type: String multiplicity: 1 isOrdered: N/A isUnique: N/A defaultValue: None isNullable: False
ethFlowDescription	It defines a packet filter for an Ethernet flow. allowedValues: see 3GPP TS 29.514 [62].	type: EthFlowDescription multiplicity: 1 isOrdered: N/A isUnique: N/A defaultValue: None isNullable: False
destMacAddr	It specifies the destination MAC address formatted in the hexadecimal notation according to clause 1.1 and clause 2.1 of IETF RFC 7042 [63]. Pattern: '^([0-9a-fA-F]{2})((-[0-9a-fA-F]{2}){5})\$'. allowedValues: N/A.	type: String multiplicity: 1 isOrdered: N/A isUnique: N/A defaultValue: None isNullable: False

Attribute Name	Documentation and Allowed Values	Properties
ethType	A two-octet string that represents the Ethertype, as described in IEEE 802.3 [64] and IETF RFC 7042 [63] in hexadecimal representation. Each character in the string shall take a value of "0" to "9" or "A" to "F" and shall represent 4 bits. The most significant character representing the 4 most significant bits of the ethType shall appear first in the string, and the character representing the 4 least significant bits of the ethType shall appear last in the string. allowedValues: see IEEE 802.3 [64] and IETF RFC 7042 [63].	type: String multiplicity: 1 isOrdered: N/A isUnique: N/A defaultValue: None isNullable: False
fDesc	It contains the flow description for the Uplink or Downlink IP flow. It shall be present when the ethType is IP. allowedValues: see flowDescription in 3GPP TS 29.214 [62].	type: String multiplicity: 1 isOrdered: N/A isUnique: N/A defaultValue: None isNullable: False
fDir	It indicates the packet filter direction. allowedValues: "DOWNLINK", "UPLINK".	type: ENUM multiplicity: 1 isOrdered: N/A isUnique: N/A defaultValue: None isNullable: False
sourceMacAddr	It specifies the source MAC address formatted in the hexadecimal notation according to clause 1.1 and clause 2.1 of IETF RFC 7042 [63]. Pattern: '^([0-9a-fA-F]{2})(-[0-9a-fA-F]{2}){5}\$'. allowedValues: N/A.	type: String multiplicity: 1 isOrdered: N/A isUnique: N/A defaultValue: None isNullable: False
vlanTags	It specifies the Customer-VLAN and/or Service-VLAN tags containing the VID, PCP/DEI fields as defined in IEEE 802.1Q [65] and IETF RFC 7042 [63]. The first/lower instance in the array stands for the Customer-VLAN tag and the second/higher instance in the array stands for the Service-VLAN tag. Each field is encoded as a two-octet string in hexadecimal representation. Each character in the string shall take a value of "0" to "9" or "A" to "F" and shall represent 4 bits. The most significant character representing the PCP/DEI field shall appear first in the string, followed by character representing the 4 most significant bits of the VID field, and the character representing the 4 least significant bits of the VID field shall appear last in the string. If only Service-VLAN tag is provided, empty string for Customer-VLAN tag shall be provided. allowedValues: see IEEE 802.1Q [65] and IETF RFC 7042 [63].	type: String multiplicity: * isOrdered: True isUnique: True defaultValue: None isNullable: False
srcMacAddrEnd	It specifies the source MAC address end. If this attribute is present, the sourceMacAddr attribute specifies the source MAC address start. E.g. srcMacAddrEnd with value 00-10-A4-23-3E-FE and sourceMacAddr with value 00-10-A4-23-3E-02 means all MAC addresses from 00-10-A4-23-3E-02 up to and including 00-10-A4-23-3E-FE. allowedValues: N/A.	type: String multiplicity: 0..1 isOrdered: N/A isUnique: N/A defaultValue: None isNullable: False
destMacAddrEnd	It specifies the destination MAC address end. If this attribute is present, the destMacAddr attribute specifies the destination MAC address start. allowedValues: N/A.	type: String multiplicity: 0..1 isOrdered: N/A isUnique: N/A defaultValue: None isNullable: False
packFiltId	It is the identifier of the packet filter. allowedValues: N/A.	type: String multiplicity: 1 isOrdered: N/A isUnique: N/A defaultValue: None isNullable: False

Attribute Name	Documentation and Allowed Values	Properties
packetFilterUsage	It indicates if the packet shall be sent to the UE. The default value is "FALSE". allowedValues: TRUE, FALSE	type: Boolean multiplicity: 1 isOrdered: N/A isUnique: N/A defaultValue: "FALSE" isNullable: False
tosTrafficClass	It contains the Ipv4 Type-of-Service and mask field or the Ipv6 Traffic-Class field and mask field. allowedValues: N/A	type: String multiplicity: 1 isOrdered: N/A isUnique: N/A defaultValue: None isNullable: False
spi	It is the security parameter index of the IPSec packet, see IETF RFC 4301 [66]. allowedValues: see IETF RFC 4301 [66].	type: String multiplicity: 0..1 isOrdered: N/A isUnique: N/A defaultValue: None isNullable: False
flowLabel	It specifies the Ipv6 flow label header field. AllowedValues: N/A	type: String multiplicity: 0..1 isOrdered: N/A isUnique: N/A defaultValue: None isNullable: False
flowDirection	It indicates the direction/directions that a filter is applicable. AllowedValues: "DOWNLINK", "UPLINK", "BIDIRECTIONAL", "UNSPECIFIED".	type: ENUM multiplicity: 0..1 isOrdered: N/A isUnique: N/A defaultValue: None isNullable: False
qosId	It identifies the QoS control policy data for a PCC rule. AllowedValues: N/A	type: String multiplicity: 1 isOrdered: N/A isUnique: N/A defaultValue: None isNullable: False
maxbrUl	It represents the maximum uplink bandwidth formatted as follows: Pattern: '^d+(\.d+)? (bps Kbps Mbps Gbps Tbps)\$', see 3GPP TS 29.512 [60]. Examples: "125 Mbps", "0.125 Gbps", "125000 Kbps" AllowedValues: N/A	type: String multiplicity: 0..1 isOrdered: N/A isUnique: N/A defaultValue: None isNullable: False
maxbrDl	It represents the maximum downlink bandwidth formatted as follows: Pattern: '^d+(\.d+)? (bps Kbps Mbps Gbps Tbps)\$', see 3GPP TS 29.512 [60]. Examples: "125 Mbps", "0.125 Gbps", "125000 Kbps". AllowedValues: N/A.	type: String multiplicity: 0..1 isOrdered: N/A isUnique: N/A defaultValue: None isNullable: False
gbrUl	It represents the guaranteed uplink bandwidth formatted as follows: Pattern: '^d+(\.d+)? (bps Kbps Mbps Gbps Tbps)\$', see 3GPP TS 29.512 [60]. Examples: "125 Mbps", "0.125 Gbps", "125000 Kbps". AllowedValues: N/A.	type: String multiplicity: 0..1 isOrdered: N/A isUnique: N/A defaultValue: None isNullable: False
gbrDl	It represents the guaranteed downlink bandwidth formatted as follows: Pattern: '^d+(\.d+)? (bps Kbps Mbps Gbps Tbps)\$', see 3GPP TS 29.512 [60]. Examples: "125 Mbps", "0.125 Gbps", "125000 Kbps". AllowedValues: N/A.	type: String multiplicity: 0..1 isOrdered: N/A isUnique: N/A defaultValue: None isNullable: False

Attribute Name	Documentation and Allowed Values	Properties
extMaxDataBurstVo1	It denotes the largest amount of data that is required to be transferred within a period of 5G-AN PDB, see 3GPP TS 29.512 [60]. AllowedValues: 4096..2000000.	type: Integer multiplicity: 0..1 isOrdered: N/A isUnique: N/A defaultValue: None isNullable: False
arp	It indicates the allocation and retention priority. AllowedValues: N/A.	type: ARP multiplicity: 1 isOrdered: N/A isUnique: N/A defaultValue: None isNullable: False
ARP.priorityLevel	It defines the relative importance of a resource request. AllowedValues: 1..15.	type: Integer multiplicity: 1 isOrdered: N/A isUnique: N/A defaultValue: None isNullable: False
preemptCap	It defines whether a service data flow may get resources that were already assigned to another service data flow with a lower priority level. AllowedValues: "NOT_PREEMPT", "MAY_PREEMPT".	type: ENUM multiplicity: 1 isOrdered: N/A isUnique: N/A defaultValue: None isNullable: False
preemptVuln	It defines whether a service data flow may lose the resources assigned to it in order to admit a service data flow with higher priority level. AllowedValues: "NOT_PREEMPTABLE", "PREEMPTABLE".	type: ENUM multiplicity: 1 isOrdered: N/A isUnique: N/A defaultValue: None isNullable: False
qosNotificationControl	It indicates whether notifications are requested from 3GPP NG-RAN when the GFBR can no longer (or again) be guaranteed for a QoS Flow during the lifetime of the QoS Flow. The default value is "FALSE". AllowedValues: "TRUE", "FALSE".	type: Boolean multiplicity: 1 isOrdered: N/A isUnique: N/A defaultValue: "FALSE" isNullable: False
reflectiveQos	Indicates whether the QoS information is reflective for the corresponding non-GBR service data flow. The default value is "FALSE". AllowedValues: "TRUE", "FALSE".	type: Boolean multiplicity: 1 isOrdered: N/A isUnique: N/A defaultValue: "FALSE" isNullable: False
sharingKeyDl	It indicates, by containing the same value, what PCC rules may share resource in downlink direction. AllowedValues: N/A.	type: String multiplicity: 0..1 isOrdered: N/A isUnique: N/A defaultValue: None isNullable: False
sharingKeyUl	It indicates, by containing the same value, what PCC rules may share resource in uplink direction. AllowedValues: N/A.	type: String multiplicity: 0..1 isOrdered: N/A isUnique: N/A defaultValue: None isNullable: False
maxPacketLossRateDl	It indicates the downlink maximum rate for lost packets that can be tolerated for the service data flow. AllowedValues: 0..1000.	type: Integer multiplicity: 0..1 isOrdered: N/A isUnique: N/A defaultValue: None isNullable: False

Attribute Name	Documentation and Allowed Values	Properties
maxPacketLossRateU1	It indicates the uplink maximum rate for lost packets that can be tolerated for the service data flow. AllowedValues: 0..1000.	type: Integer multiplicity: 0..1 isOrdered: N/A isUnique: N/A defaultValue: None isNullable: False
tcId	It univocally identifies the traffic control policy data within a PDU session. AllowedValues: N/A.	type: String multiplicity: 1 isOrdered: N/A isUnique: N/A defaultValue: None isNullable: False
flowStatus	It represents whether the service data flow(s) are enabled or disabled. The default value is "ENABLED". See 3GPP TS 29.514 [67]. AllowedValues: "ENABLED-UPLINK", "ENABLED-DOWNLINK", "ENABLED", "DISABLED", "REMOVED".	type: ENUM multiplicity: 1 isOrdered: N/A isUnique: N/A defaultValue: "ENABLED" isNullable: False
redirectInfo	It indicates whether the detected application traffic should be redirected to another controlled address. AllowedValues: N/A.	type: RedirectInformation multiplicity: 1 isOrdered: N/A isUnique: N/A defaultValue: "ENABLED" isNullable: False
addRedirectInfo	It contains the additional redirect information indicating whether the detected application traffic should be redirected to another controlled address. AllowedValues: N/A.	type: RedirectInformation multiplicity: 1..* isOrdered: False isUnique: True defaultValue: "ENABLED" isNullable: False
redirectEnabled	It indicates whether the redirect instruction is enabled. AllowedValues: "TRUE", "FALSE".	type: Boolean multiplicity: 1 isOrdered: N/A isUnique: N/A defaultValue: None isNullable: False
redirectAddressType	It indicates the type of redirect address, see 3GPP TS 29.512 [60]. AllowedValues: "IPV4_ADDR", "IPV6_ADDR", "URL", "SIP_URI".	type: ENUM multiplicity: 1 isOrdered: N/A isUnique: N/A defaultValue: None isNullable: False
redirectServerAddress	It indicates the address of the redirect server. AllowedValues: N/A.	type: String multiplicity: 1 isOrdered: N/A isUnique: N/A defaultValue: None isNullable: False
muteNotif	It indicates whether applicat'on's start or stop notification is to be muted. The default value is "FALSE". AllowedValues: "TRUE", "FALSE".	type: Boolean multiplicity: 1 isOrdered: N/A isUnique: N/A defaultValue: "FALSE" isNullable: False
trafficSteeringPolicyDl	It references to a pre-configured traffic steering policy for downlink traffic at the SMF, see 3GPP TS 29.512 [60]. AllowedValues: N/A.	type: String multiplicity: 1 isOrdered: N/A isUnique: N/A defaultValue: None isNullable: False

Attribute Name	Documentation and Allowed Values	Properties
trafficSteeringPolicyIdUl	It references to a pre-configured traffic steering policy for uplink traffic at the SMF, see 3GPP TS 29.512 [60]. AllowedValues: N/A.	type: String multiplicity: 1 isOrdered: N/A isUnique: N/A defaultValue: None isNullable: False
routeToLocs	It provides a list of location which the traffic shall be routed to for the AF request. AllowedValues: N/A.	type: RouteToLocation multiplicity: 1..* isOrdered: False isUnique: True defaultValue: None isNullable: False
traffCorreInd	It indicates the traffic correlation. AllowedValues: "TRUE", "FALSE".	type: Boolean multiplicity: 1 isOrdered: N/A isUnique: N/A defaultValue: "FALSE" isNullable: False
dnai	It represents the DNAI (Data network access identifier), see 3GPP TS 23.501 [2]. AllowedValues: N/A.	type: String multiplicity: 1 isOrdered: N/A isUnique: N/A defaultValue: None isNullable: False
routeInfo	It provides the traffic routing information. AllowedValues: N/A.	type: RouteInformation multiplicity: 1 isOrdered: N/A isUnique: N/A defaultValue: None isNullable: False
ipv4Addr	It defines the Ipv4 address of the tunnel end point in the data network, formatted in the "dotted decimal" notation. Pattern: '^(([0-9] [1-9][0-9] 1[0-9][0-9] 2[0-4][0-9] 25[0-5])\.){3}([0-9] [1-9][0-9] 1[0-9][0-9] 2[0-4][0-9] 25[0-5])\$'. AllowedValues: N/A.	type: String multiplicity: 1 isOrdered: N/A isUnique: N/A defaultValue: None isNullable: False
ipv6Addr	It defines the Ipv6 address of the tunnel end point in the data network. Pattern: '^((: (0? ([1-9a-f][0-9a-f]{0,3}))) ((0? ([1-9a-f][0-9a-f]{0,3}))) 0,6):(: (0? ([1-9a-f][0-9a-f]{0,3})))\$' and Pattern: '^(((^[^:]+){7}([^[^:]+)) (((^[^:]+)*[^[^:]+)?::([^[^:]+)*[^[^:]+)?))\$'. AllowedValues: N/A.	type: String multiplicity: 1 isOrdered: N/A isUnique: N/A defaultValue: None isNullable: False
portNumber	It defines the UDP port number of the tunnel end point in the data network, see 3GPP TS 29.571 [61]. AllowedValues: N/A.	type: Integer multiplicity: 1 isOrdered: N/A isUnique: N/A defaultValue: None isNullable: False
routeProfId	It identifies the routing profile. AllowedValues: N/A.	type: String multiplicity: 1 isOrdered: N/A isUnique: N/A defaultValue: None isNullable: False
upPathChgEvent	It contains the information about the AF subscriptions of the UP path change. AllowedValues: N/A.	type: UpPathChgEvent multiplicity: 1 isOrdered: N/A isUnique: N/A defaultValue: None isNullable: False

Attribute Name	Documentation and Allowed Values	Properties
notificationUri	It provides notification address (Uri) of AF receiving the event notification. AllowedValues: N/A.	type: String multiplicity: 1 isOrdered: N/A isUnique: N/A defaultValue: None isNullable: False
notifCorreId	It is used to set the value of Notification Correlation ID in the notification sent by the SMF, see 3GPP TS 29.512 [60]. AllowedValues: N/A.	type: String multiplicity: 1 isOrdered: N/A isUnique: N/A defaultValue: None isNullable: False
dnaiChgType	It indicates the type of DNAI change, see 3GPP TS 29.512 [60]. AllowedValues: "EARLY", "EARLY_LATE", "LATE".	type: ENUM multiplicity: 1 isOrdered: N/A isUnique: N/A defaultValue: None isNullable: False
afAckInd	It identifies whether the AF acknowledgement of UP path event notification is expected. The default value is "FALSE". AllowedValues: "TRUE", "FALSE".	type: Boolean multiplicity: 1 isOrdered: N/A isUnique: N/A defaultValue: "FALSE" isNullable: False
steerFun	It indicates the applicable traffic steering functionality, see 3GPP TS 29.512 [60]. AllowedValues: "MPTCP", "ATSSS_LL".	type: ENUM multiplicity: 1 isOrdered: N/A isUnique: N/A defaultValue: None isNullable: False
steerModeDl	It provides the traffic distribution rule across 3GPP and Non-3GPP accesses to apply for downlink traffic. AllowedValues: N/A.	type: SteeringMode multiplicity: 1 isOrdered: N/A isUnique: N/A defaultValue: None isNullable: False
steerModeUl	It provides the traffic distribution rule across 3GPP and Non-3GPP accesses to apply for uplink traffic. AllowedValues: N/A.	type: SteeringMode multiplicity: 1 isOrdered: N/A isUnique: N/A defaultValue: None isNullable: False
mulAccCtrl	It indicates whether the service data flow, corresponding to the service data flow template, is allowed or not allowed. The default value is "NOT_ALLOWED". AllowedValues: "ALLOWED", "NOT_ALLOWED".	type: ENUM multiplicity: 1 isOrdered: N/A isUnique: N/A defaultValue: "NOT_ALLOWED" isNullable: False
steerModeValue	It indicates the value of the steering mode, see 3GPP TS 29.512 [60]. AllowedValues: "ACTIVE_STANDBY", "LOAD_BALANCING", "SMALLEST_DELAY", "PRIORITY_BASED".	type: ENUM multiplicity: 1 isOrdered: N/A isUnique: N/A defaultValue: None isNullable: False
active	It indicates the active access, see 3GPP TS 29.571 [61]. AllowedValues: "3GPP_ACCESS", "NON_3GPP_ACCESS".	type: ENUM multiplicity: 1 isOrdered: N/A isUnique: N/A defaultValue: None isNullable: False



Attribute Name	Documentation and Allowed Values	Properties
standby	It indicates the Standby access, see 3GPP TS 29.571 [61]. AllowedValues: "3GPP_ACCESS", "NON_3GPP_ACCESS".	type: ENUM multiplicity: 1 isOrdered: N/A isUnique: N/A defaultValue: None isNullable: False
threeGLoad	It indicates the traffic load to steer to the 3GPP Access expressed in one percent. AllowedValues: 0..100.	type: Integer multiplicity: 1 isOrdered: N/A isUnique: N/A defaultValue: None isNullable: False
prioAcc	It indicates the high priority access, see 3GPP TS 29.571 [61]. AllowedValues: "3GPP_ACCESS", "NON_3GPP_ACCESS".	type: ENUM multiplicity: 1 isOrdered: N/A isUnique: N/A defaultValue: None isNullable: False
condId	It uniquely identifies the condition data. AllowedValues: N/A.	type: String multiplicity: 1 isOrdered: N/A isUnique: N/A defaultValue: None isNullable: False
activationTime	It indicates the time (in date-time format) when the decision data shall be activated, see 3GPP TS 29.512 [60] and TS 29.571 [61]. AllowedValues: N/A.	type: DateTime multiplicity: 1 isOrdered: N/A isUnique: N/A defaultValue: None isNullable: False
deactivationTime	It indicates the time (in date-time format) when the decision data shall be deactivated, see 3GPP TS 29.512 [60] and TS 29.571 [61]. AllowedValues: N/A.	type: DateTime multiplicity: 1 isOrdered: N/A isUnique: N/A defaultValue: None isNullable: False
accessType	It provides the condition of access type of the UE when the session AMBR shall be enforced, see 3GPP TS 29.512 [60]. AllowedValues: "3GPP_ACCESS", "NON_3GPP_ACCESS".	type: ENUM multiplicity: 1 isOrdered: N/A isUnique: N/A defaultValue: None isNullable: False
ratType	It provides the condition of RAT type of the UE when the session AMBR shall be enforced, see 3GPP TS 29.512 [60] and TS 29.571 [61]. AllowedValues: "NR", "EUTRA", "WLAN", "VIRTUAL", "NBIOT", "WIRELINE", "WIRELINE_CABLE", "WIRELINE_BBF", "LTE-M", "NR_U", "EUTRA_U", "TRUSTED_N3GA", "TRUSTED_WLAN", "UTRA", "GERA".	type: ENUM multiplicity: 1 isOrdered: N/A isUnique: N/A defaultValue: None isNullable: False
periodicity	It identifies the time period between the start of two bursts in reference to the TSN GM. AllowedValues: see 3GPP TS 29.571 [61].	type: integer multiplicity: 1 isOrdered: N/A isUnique: N/A defaultValue: None isNullable: False
burstArrivalTime	Indicates the arrival time (in date-time format) of the data burst in reference to the TSN GM. AllowedValues: see 3GPP TS 29.571 [61].	type: DateTime multiplicity: 1 isOrdered: N/A isUnique: N/A defaultValue: None isNullable: False

## 5.5 Common notifications

### 5.5.1 Alarm notifications

This clause presents a list of notifications, defined in 3GPP TS 28.532 [35], that an MnS consumer may receive. The notification header attribute `objectClass/objectInstance` shall capture the DN of an instance of a class defined in the present document.

Name	S	Notes
<code>notifyNewAlarm</code>	M	--
<code>notifyClearedAlarm</code>	M	--
<code>notifyAckStateChanged</code>	M	--
<code>notifyAlarmListRebuilt</code>	M	--
<code>notifyChangedAlarm</code>	O	--
<code>notifyCorrelatedNotificationChanged</code>	O	--
<code>notifyChangedAlarmGeneral</code>	O	--
<code>notifyComments</code>	O	--
<code>notifyPotentialFaultyAlarmList</code>	O	--

### 5.5.2 Configuration notifications

This clause presents a list of notifications, defined in 3GPP TS 28.532 [35], that an MnS consumer may receive. The notification header attribute `objectClass/objectInstance` shall capture the DN of an instance of a class defined in the present document.

Name	S	Notes
<code>notifyMOICreation</code>	O	--
<code>notifyMOIDeletion</code>	O	--
<code>notifyMOIAttributeValueChanges</code>	O	--
<code>notifyEvent</code>	O	--

### 5.5.3 Threshold Crossing notifications

This clause presents a list of notifications, defined in 3GPP TS 28.532 [35], that an MnS consumer may receive. The notification header attribute `objectClass/objectInstance` shall capture the DN of an instance of a class defined in the present document.

Name	S	Notes
<code>notifyThresholdCrossing</code>	M	

---

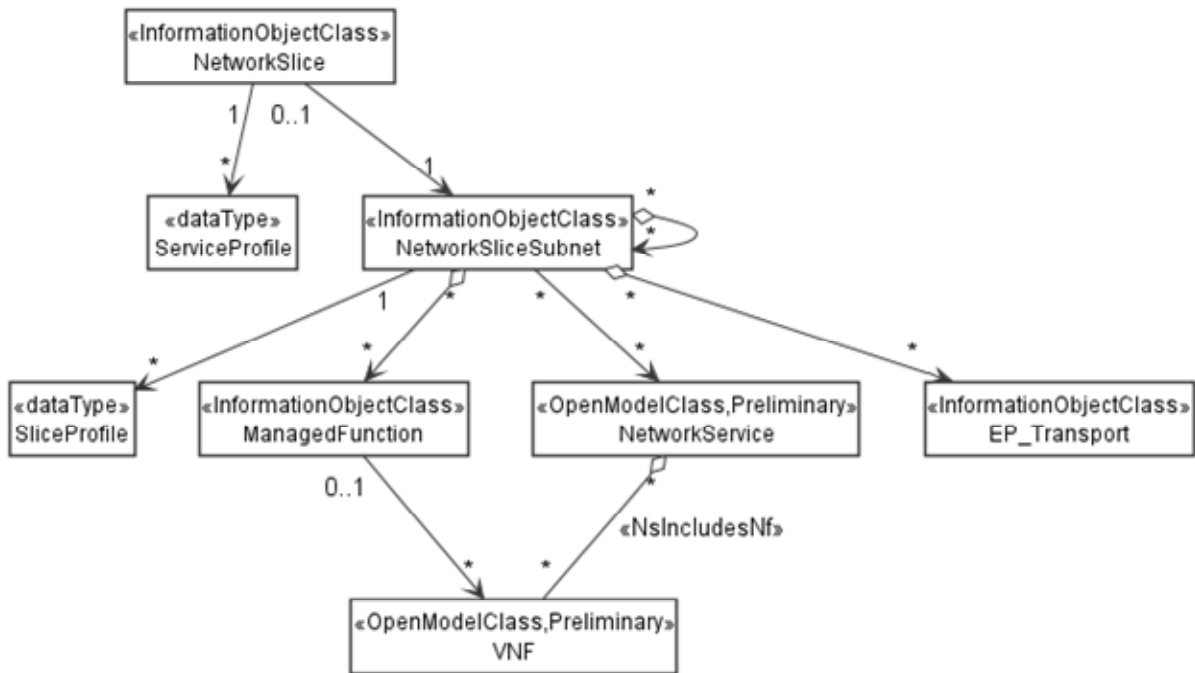
## 6 Information model definitions for network slice NRM

### 6.1 Imported information entities and local labels

Label reference	Local label
3GPP TS 28.622 [30], IOC, Top	Top
3GPP TS 28.622 [30], IOC, SubNetwork	SubNetwork
3GPP TS 28.622 [30], IOC, ManagedFunction	ManagedFunction
3GPP TS 28.658 [19], dataType, PLMNid	PLMNid
3GPP TS 28.622 [30], dataType, Tai	Tai

## 6.2 Class diagram

### 6.2.1 Relationships



**Figure 6.2.1-1: Network slice NRM fragment relationship**

NOTE 1: The <<OpenModelClass>> NetworkService and <<OpenModelClass>> VNF are defined in [40].

NOTE 2: The target Network Service (NS) instance represents a group of VNFs and PNFs that are supporting the source network slice subnet instance.

NOTE 3: The instance tree of this NRM fragment would not contain the instances of NetworkService and VNF. However, the NetworkSliceSubNet instances would have an attribute holding the identifiers of NetworkService instances and the ManagedFunction instance would have an attribute holding identifiers of VNF instances.

NOTE 4: Any instance of the NetworkSliceSubnet IOC is associated to 0 to 1 instance of the NetworkSlice IOC:

- 1: applies to the top/root NetworkSliceSubnet IOC instance directly associated to a NetworkSlice IOC instance.

- 0: applies to all non-top/non-root NetworkSliceSubnet IOC instances, also known as constituent network slice subnets, not directly associated to a NetworkSlice IOC instance.

Any instance of the NetworkSlice IOC is associated to exactly one instance of NetworkSliceSubnet IOC (i.e. the top/root NetworkSliceSubnet IOC instance).

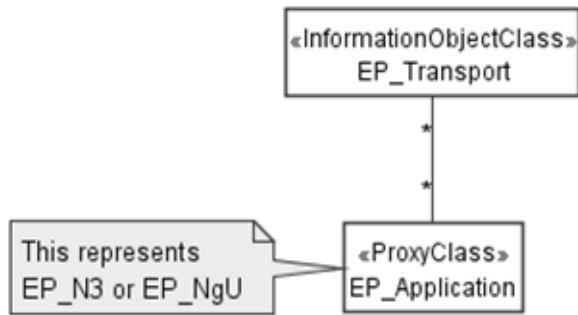


Figure 6.2.1-2: Transport EP NRM fragment relationship

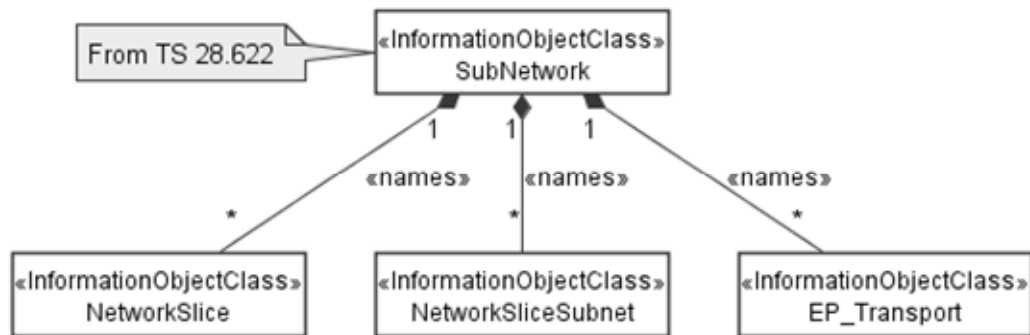


Figure 6.2.1-3: containment relationship for network slice fragment

## 6.2.2 Inheritance

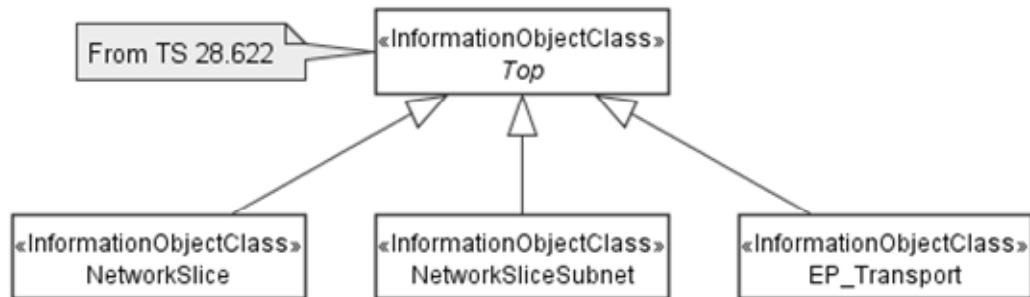


Figure 6.2.2-1: Network slice inheritance relationship

## 6.3 Class definitions

### 6.3.1 NetworkSlice

#### 6.3.1.1 Definition

This IOC represents the properties of a network slice in a 5G network. For more information about the network slice, see 3GPP TS 28.530 [69].

### 6.3.1.2 Attributes

The NetworkSlice IOC includes attributes inherited from Top IOC (defined in 3GPP TS 28.622 [30]) and the following attributes:

Attribute name	S	isReadable	isWritable	isInvariant	isNotifiable
operationalState	M	T	F	F	T
administrativeState	M	T	T	F	T
serviceProfileList	M	T	T	F	T
<b>Attribute related to role</b>					
networkSliceSubnetRef	M	T	F	F	T

### 6.3.1.3 Attribute constraints

None.

### 6.3.1.4 Notifications

The common notifications defined in subclause 6.5 are valid for this IOC, without exceptions or additions.

## 6.3.2 NetworkSliceSubnet

### 6.3.2.1 Definition

This IOC represents the properties of a network slice subnet instance in a 5G network. For more information about the network slice subnet instance, see 3GPP TS 28.530 [69].

### 6.3.2.2 Attributes

The NetworkSliceSubnet IOC includes attributes inherited from Top IOC (defined in 3GPP TS 28.622 [30]) and the following attributes:

Attribute name	S	isReadable	isWritable	isInvariant	isNotifiable
operationalState	M	T	F	F	T
administrativeState	M	T	T	F	T
nsInfo	CM	T	F	F	T
sliceProfileList	M	T	T	F	T
priorityLabel	O	T	T	F	T
<b>Attribute related to role</b>					
managedFunctionRef	M	T	F	F	T
networkSliceSubnetRef	M	T	F	F	T
epTransportRef	O	T	T	F	T

### 6.3.2.3 Attribute constraints

Name	Definition
nsInfo S	Condition: It shall be supported if the NSS instance is realized in the virtualized environment. Otherwise this attribute shall be absent.

### 6.3.2.4 Notifications

The common notifications defined in subclause 6.5 are valid for this IOC, without exceptions or additions.

### 6.3.3 ServiceProfile <<dataType>>

#### 6.3.3.1 Definition

This data type represents the properties of the network slice related requirements that should be supported by a NetworkSlice instance in a 5G network. The network slice related requirements apply to a one-to-one relationship between a Network Slice Customer (NSC) and a Network Slice Provider (NSP). A network slice can be tailored based on the specific requirements adhered to an SLA agreed between NSC and NSP, see clause 2 of [50]. An NSP may add additional requirements not directly derived from SLA's, associated to the NSP internal [business] goals. The GST defined by GSMA (see [50]) and the service performance requirements defined in 3GPP TS 22.261 [28] and 3GPP TS 22.104 [51] are all considered as input for the network slice related requirements.

#### 6.3.3.2 Attributes

Attribute name	S	isReadable	isWritable	isInvariant	isNotifiable
serviceProfileId	M	T	F	T	T
pLMNInfoList	M	T	F	F	T
maxNumberOfUEs	O	T	T	F	T
coverageArea	O	T	T	F	T
latency	O	T	T	F	T
uEMobilityLevel	O	T	T	F	T
networkSliceSharingIndicator	O	T	T	F	T
sST	M	T	T	F	T
availability	O	T	T	F	T
delayTolerance	O	T	T	F	T
deterministicComm	O	T	T	F	T
dLThptPerSlice	O	T	T	F	T
dLThptPerUE	O	T	T	F	T
uLThptPerSlice	O	T	T	F	T
uLThptPerUE	O	T	T	F	T
maxPktSize	O	T	T	F	T
maxNumberOfConns	O	T	T	F	T
kPIMonitoring	O	T	T	F	T
userMgmtOpen	O	T	T	F	T
v2XCommMode	O	T	T	F	T
termDensity	O	T	T	F	T
activityFactor	O	T	T	F	T
uESpeed	O	T	T	F	T
jitter	O	T	T	F	T
survivalTime	O	T	T	F	T
reliability	O	T	T	F	T

NOTE: The attributes in ServiceProfile represent mapped requirements from an NSC (e.g. an enterprise) to an NSP.

#### 6.3.3.3 Attribute constraints

None.

#### 6.3.3.4 Notifications

The subclause 6.5 of the <<IOC>> using this <<dataType>> as one of its attributes, shall be applicable.

### 6.3.4 SliceProfile <<dataType>>

#### 6.3.4.1 Definition

This data type represents the properties of network slice subnet related requirement that should be supported by the NetworkSliceSubnet instance in a 5G network.

### 6.3.4.2 Attributes

Attribute name	S	isReadable	isWritable	isInvariant	isNotifiable
sliceProfileId	M	T	F	T	T
pLMNInfoList	M	T	T	F	T
perfReq	M	T	T	F	T
maxNumberOfUEs	O	T	T	F	T
coverageAreaTAList	O	T	T	F	T
latency	O	T	T	F	T
uEMobilityLevel	O	T	T	F	T
resourceSharingLevel	O	T	T	F	T

### 6.3.4.3 Attribute constraints

None.

### 6.3.4.4 Notifications

The subclause 6.5 of the <<IOC>> using this <<dataType>> as one of its attributes, shall be applicable.

## 6.3.5 NsInfo <<dataType>>

### 6.3.5.1 Definition

This data type represents the properties of network service information (See clause 8.3.3.2.2 of ETSI GS NFV-IFA 013 [29]) corresponding to the network slice subnet instance.

### 6.3.5.2 Attributes

Attribute name	S	isReadable	isWritable	isInvariant	isNotifiable
nsInstanceId	M	T	F	F	T
nsName	O	T	F	F	T
description	O	T	F	F	T

### 6.3.5.3 Attribute constraints

None.

### 6.3.5.4 Notifications

The subclause 6.5 of the <<IOC>> using this <<dataType>> as one of its attributes, shall be applicable.

## 6.3.6 ServAttrCom <<dataType>>

### 6.3.6.1 Definition

This data type represents the common properties of service requirement related attributes (see GSMA NG.116 [50] corresponding to Attribute categories, tagging and exposure).

### 6.3.6.2 Attributes

Attribute name	S	isReadable	isWritable	isInvariant	isNotifiable
category	M	T	F	T	T
tagging	CM	T	F	T	T
exposure	M	T	F	T	T

### 6.3.6.3 Attribute constraints

Name	Definition
tagging S	Condition: It shall be supported if the category is character. Otherwise this attribute shall be absent.

### 6.3.6.4 Notifications

The subclause 6.5 of the <<IOC>> using this <<dataType>> as one of its attributes, shall be applicable.

## 6.3.7 DelayTolerance<<dataType>>

### 6.3.7.1 Definition

This data type represents the delay tolerance (See Clause 3.4.3 of GSMA NG.116 [50]).

### 6.3.7.2 Attributes

Attribute name	S	isReadable	isWritable	isInvariant	isNotifyable
servAttrCom	M	T	F	T	T
support	M	T	F	F	T

### 6.3.7.3 Attribute constraints

None.

### 6.3.7.4 Notifications

The subclause 6.5 of the <<IOC>> using this <<dataType>> as one of its attributes, shall be applicable.

## 6.3.8 DeterministicComm <<dataType>>

### 6.3.8.1 Definition

This data type represents the properties of the deterministic communication for periodic user traffic. Periodic traffic refers to the type of traffic with periodic transmissions.

### 6.3.8.2 Attributes

Attribute name	S	isReadable	isWritable	isInvariant	isNotifyable
servAttrCom	M	T	F	T	T
availability	M	T	F	F	T
periodicityList	M	T	T	F	T

### 6.3.8.3 Attribute constraints

None.

### 6.3.8.4 Notifications

The subclause 6.5 of the <<IOC>> using this <<dataType>> as one of its attributes, shall be applicable.



### 6.3.9 DLThpt<<dataType>>

#### 6.3.9.1 Definition

This data type represents the downlink throughput per slice or per UE (See Clause 3.4.5 and 3.4.6 of GSMA NG.116 [50]).

#### 6.3.9.2 Attributes

Attribute name	S	isReadable	isWritable	isInvariant	isNotifiable
servAttrCom	M	T	F	T	T
guaThpt	M	T	F	F	T
maxThpt	C	T	F	F	T

#### 6.3.9.3 Attribute constraints

None.

#### 6.3.9.4 Notifications

The subclause 6.5 of the <<IOC>> using this <<dataType>> as one of its attributes, shall be applicable.

### 6.3.10 ULThpt<<dataType>>

#### 6.3.10.1 Definition

This data type represents the uplink throughput per slice or per UE (See clause 3.4.31 and 3.4.32 of GSMA NG.116 [50]).

#### 6.3.10.2 Attributes

Attribute name	S	isReadable	isWritable	isInvariant	isNotifiable
servAttrCom	M	T	F	F	T
guaThpt	O	T	F	F	T
maxThpt	O	T	F	F	T

#### 6.3.10.3 Attribute constraints

None.

#### 6.3.10.4 Notifications

The subclause 6.5 of the <<IOC>> using this <<dataType>> as one of its attributes, shall be applicable.

### 6.3.11 MaxPktSize <<dataType>>

#### 6.3.11.1 Definition

This data type represents the maximum packet size (See Clause 3.4.11 of GSMA NG.116 [50]).

#### 6.3.11.2 Attributes

Attribute name	S	isReadable	isWritable	isInvariant	isNotifiable
servAttrCom	M	T	F	T	T
maxSize	M	T	F	F	T

### 6.3.11.3 Attribute constraints

None.

### 6.3.11.4 Notifications

The subclause 6.5 of the <<IOC>> using this <<dataType>> as one of its attributes, shall be applicable.

## 6.3.12 MaxNumberOfConns <<dataType>>

### 6.3.12.1 Definition

This data type represents maximum number of connections (See Clause 3.4.15 of GSMA NG.116 [50]).

### 6.3.12.2 Attributes

Attribute name	S	isReadable	isWritable	isInvariant	isNotifiable
servAttrCom	M	T	F	T	T
nOfConn	M	T	F	F	T

### 6.3.12.3 Attribute constraints

None.

### 6.3.12.4 Notifications

The subclause 6.5 of the <<IOC>> using this <<dataType>> as one of its attributes, shall be applicable.

## 6.3.13 Void

## 6.3.14 KPIMonitoring <<dataType>>

### 6.3.14.1 Definition

This data type represents performance monitoring (see clause 3.4.18 of GSMA NG.116 [50]).

### 6.3.14.2 Attributes

Attribute name	S	isReadable	isWritable	isInvariant	isNotifiable
servAttrCom	M	T	F	T	T
kPIList	M	T	F	F	T

### 6.3.14.3 Attribute constraints

None.

### 6.3.14.4 Notifications

The subclause 6.5 of the <<IOC>> using this <<dataType>> as one of its attributes, shall be applicable.

### 6.3.15 UserMgmtOpen<<dataType>>

#### 6.3.15.1 Definition

This data type represents User management openness (See Clause 3.4.33 of GSMA NG.116 [50]).

#### 6.3.15.2 Attributes

Attribute name	S	isReadable	isWritable	isInvariant	isNotifiable
servAttrCom	M	T	F	T	T
support	M	T	F	F	T

#### 6.3.15.3 Attribute constraints

None.

#### 6.3.15.4 Notifications

The subclause 6.5 of the <<IOC>> using this <<dataType>> as one of its attributes, shall be applicable.

### 6.3.16 V2XCommMode<<dataType>>

#### 6.3.16.1 Definition

This data type represents V2X communication mode (See Clause 3.4.35 of GSMA NG.116 [50]).

#### 6.3.16.2 Attributes

Attribute name	S	isReadable	isWritable	isInvariant	isNotifiable
servAttrCom	M	T	F	T	T
v2XMode	M	T	F	F	T

#### 6.3.16.3 Attribute constraints

None.

#### 6.3.16.4 Notifications

The subclause 6.5 of the <<IOC>> using this <<dataType>> as one of its attributes, shall be applicable.

### 6.3.17 TermDensity<<dataType>>

#### 6.3.17.1 Definition

This data type represents Terminal density (See Clause 3.4.30 of GSMA NG.116 [50]).

#### 6.3.17.2 Attributes

Attribute name	S	isReadable	isWritable	isInvariant	isNotifiable
servAttrCom	M	T	F	T	T
density	M	T	F	F	T

### 6.3.17.3 Attribute constraints

None.

### 6.3.17.4 Notifications

The subclause 6.5 of the <<IOC>> using this <<dataType>> as one of its attributes, shall be applicable.

## 6.3.18 EP\_Transport

### 6.3.18.1 Definition

This IOC represents the logical transport interface or endpoint which including transport level information, e.g. transport address, reachability information and QoS profiles, etc.

The IOC is inherited from Top IOC.

### 6.3.18.2 Attributes

The EP\_Transport IOC includes attributes inherited from Top IOC (defined in 3GPP TS 28.622 [30]) and the following attributes:

Attribute name	S	isReadable	isWritable	isInvariant	isNotifiable
ipAddress	M	T	F	F	T
logicInterfaceId	M	T	T	F	T
nextHopInfo	O	T	F	F	T
qosProfile	O	T	T	F	T
<b>Attribute related to role</b>					
epApplicationRef	M	T	T	F	T

### 6.3.18.3 Attribute constraints

None.

### 6.3.18.4 Notifications

The common notifications defined in subclause 6.5 are valid for this IOC, without exceptions or additions.

## 6.3.19 EP\_Application <<ProxyClass>>

### 6.3.19.1 Definition

This represents <<IOC>>EP\_N3 or <<IOC>>EP\_NgU.

### 6.3.19.2 Attributes

See that defined in <<IOC>>EP\_N3 or <<IOC>>EP\_NgU.

### 6.3.19.3 Attribute constraints

See respective IOCs.

### 6.3.19.4 Notifications

See respective IOCs.

## 6.4 Attribute definition

### 6.4.1 Attribute properties

Attribute Name	Documentation and Allowed Values	Properties
availability	This parameter specifies the communication service availability requirement, expressed as a percentage. The communication service availability is defined in clause 3.1 of 3GPP TS 22.261 [28].	type: Real multiplicity: 0..1 isOrdered: N/A isUnique: N/A defaultValue: None allowedValues: N/A isNullable: False
serviceProfileId	A unique identifier of property of network slice related requirement should be supported by the network slice.	type: String multiplicity: 0..1 isOrdered: N/A isUnique: N/A defaultValue: None isNullable: False
sliceProfileId	A unique identifier of the property of network slice subnet related requirement should be supported by the network slice subnet.	type: String multiplicity: 0..1 isOrdered: N/A isUnique: N/A defaultValue: None isNullable: False
operationalState	It indicates the operational state of the network slice or the network slice subnet. It describes whether or not the resource is physically installed and working.  allowedValues: "ENABLED", "DISABLED". The meaning of these values is as defined in 3GPP TS 28.625 [17] and Recommendation ITU-T X.731 [18].	type: ENUM multiplicity: 1 isOrdered: N/A isUnique: N/A defaultValue: None isNullable: False
administrativeState	It indicates the administrative state of the network slice or the network slice subnet. It describes the permission to use or prohibition against using the managed object instance, imposed through the OAM services.  allowedValues: "LOCKED", "UNLOCKED", "SHUTTINGDOWN" The meaning of these values is as defined in 3GPP TS 28.625 [17] and Recommendation ITU-T X.731 [18].	type: ENUM multiplicity: 1 isOrdered: N/A isUnique: N/A defaultValue: LOCKED isNullable: False
nsInfo	This attribute contains the NsInfo of the NS instance corresponding to the network slice subnet instance. The NsInfo is described in clause 8.3.3.2.2 of ETSI GS NFV-IFA 013 [29].	type: NsInfo multiplicity: 0..1 isOrdered: N/A isUnique: N/A defaultValue: No default value isNullable: False
nsInstanceId	This attribute specifies the identifier of NS instance corresponding to the network slice subnet instance.  See clause 8.3.3.2.2 of ETSI GS NFV-IFA 013 [29].	type: String multiplicity: 0..1 isOrdered: N/A isUnique: N/A defaultValue: No default value isNullable: False
nsName	This attribute specifies the name of NS instance corresponding to the network slice subnet instance.  See clause 8.3.3.2.2 of ETSI GS NFV-IFA 013 [29].	type: String multiplicity: 0..1 isOrdered: N/A isUnique: N/A defaultValue: No default value isNullable: False

Attribute Name	Documentation and Allowed Values	Properties
description	<p>This attribute specifies the description of NS instance corresponding to the network slice subnet instance.</p> <p>See clause 8.3.3.2.2 of ETSI GS NFV-IFA 013 [29].</p>	<p>type: String  multiplicity: 0..1  isOrdered: N/A  isUnique: N/A  defaultValue: No default value  isNullable: False</p>
category	<p>This attribute specifies the category of a service requirement/attribute of GST (see GSMA NG.116 [50]).</p> <p>allowedValues: CHARACTER, SCALABILITY</p>	<p>type: ENUM  multiplicity: 1  isOrdered: N/A  isUnique: N/A  defaultValue: None  allowedValues: N/A  isNullable: False</p>
tagging	<p>This attribute specifies the tagging of a service requirement/attribute of GST in character category (see GSMA NG.116 [50]).</p> <p>allowedValues: PERFORMANCE, FUNCTION, OPERATION</p>	<p>type: ENUM  multiplicity: 1..3  isOrdered: False  isUnique: True  defaultValue: None  allowedValues: N/A  isNullable: False</p>
exposure	<p>This attribute specifies exposure mode of a service requirement/attribute of GST (see GSMA NG.116 [50]).</p> <p>allowedValues: API, KPI</p>	<p>type: ENUM  multiplicity: 1  isOrdered: N/A  isUnique: N/A  defaultValue: None  allowedValues: N/A  isNullable: False</p>

Attribute Name	Documentation and Allowed Values	Properties
perfReq	<p>This parameter specifies the requirements to the network slice subnet in terms of the scenarios defined in the 3GPP TS 22.261 [28] and 3GPP TS 22.104 [51], i.e. the "performance requirements for high data rate and traffic density scenarios" in 3GPP TS 22.261 [28], "periodic deterministic communication, aperiodic deterministic communication, non-deterministic communication, and mixed traffic" in 3GPP TS 22.104 [51].</p> <p>It is a structure containing the following elements:</p> <ul style="list-style-type: none"> <li>- list of perfReq</li> </ul> <p>Depending on the sST value, the list of perfReq will be</p> <ul style="list-style-type: none"> <li>- list of eMBBPerfReq</li> </ul> <p>or</p> <ul style="list-style-type: none"> <li>- list of uRLLCPerfReq</li> </ul> <p>or</p> <ul style="list-style-type: none"> <li>- list of mIoTPerfReq</li> </ul> <p>NOTE 1: the list of mIoTPerfReq is not addressed in the present document.</p> <p>allowedValues:</p> <ul style="list-style-type: none"> <li>- list of eMBBPerfReq is a list of entries where an entry identifies the performance requirements to the network slice subnet in terms of the scenarios defined in the Table 7.1-1 of 3GPP TS 22.261 [28]. An entry has the following attributes: expDataRateDL (Integer), expDataRateUL (Integer), areaTrafficCapDL (Integer), areaTrafficCapUL (Integer), overallUserDensity (Integer), activityFactor (Integer), (see table 7.1-1 of 3GPP TS 22.261 [28]).</li> <li>- list of uRLLCPerfReq is a list of entries where an entry identifies the performance requirements to the network slice subnet in terms of the scenarios defined in clauses 5.2 through 5.5 of 3GPP TS 22.104 [51]. An entry has the following attributes: cSAvailabilityTarget (Float), cSReliabilityMeanTime (String), , expDataRate (Integer), msgSizeByte (String), transferIntervalTarget (String), survivalTime (String), (see table 5.2-1, table 5.3-1, table 5.4-1 and table 5.5-1 of 3GPP TS 22.104 [51]).</li> </ul> <p>NOTE 2: Limitation on attribute values in SliceProfile is not addressed in the present document.</p> <p>NOTE 3: The attributes inside perfReq here need further breaking down to define requirements for each subnetwork under different SST values.</p>	<p>type: PerfReq  multiplicity: 1  isOrdered: N/A  isUnique: N/A  defaultValue: None  isNullable: False</p>
maxNumberOfUEs	<p>An attribute specifies the maximum number of UEs may simultaneously access the network slice.</p>	<p>type: Integer  multiplicity: 1  isOrdered: N/A  isUnique: N/A  defaultValue: None  allowedValues: N/A  isNullable: False</p>
coverageAreaTAList	<p>An attribute specifies a list of Tracking Areas for the network slice. TAI uniquely identifies a Tracking Area. TAI is defined in clause 9.3.3.11 of TS 38.413 [5].  allowedValues: N/A</p>	<p>type: Tai  multiplicity: 1..*  isOrdered: False  isUnique: True  defaultValue: None  allowedValues: N/A  isNullable: False</p>
latency	<p>An attribute specifies the packet transmission latency (millisecond) through the RAN, CN, and TN part of 5G network and is used to evaluate utilization performance of the end-to-end network slice. See clause 6.3.1 of TS 28.554 [27].</p>	<p>type: Integer  multiplicity: 1  isOrdered: N/A  isUnique: N/A  defaultValue: None  allowedValues: N/A  isNullable: False</p>

Attribute Name	Documentation and Allowed Values	Properties
uEMobilityLevel	An attribute specifies the mobility level of UE accessing the network slice. See 6.2.1 of TS 22.261 [28].  allowedValues: STATIONARY, NOMADIC, RESTRICTED_MOBILITY, FULL_MOBILITY.	type: Enum multiplicity: 0..1 isOrdered: N/A isUnique: N/A defaultValue: None allowedValues: N/A isNullable: False
serviceProfile.networkSliceSharingIndicator	The attribute specifies whether a service, defined by the ServiceProfile, can share a NetworkSlice instance with other services or not. If "non-shared" the service needs a dedicated NetworkSlice instance. If "shared" the service may share a NetworkSlice instance with other service(s). allowedValues: SHARED, NON_SHARED.	type: Enum multiplicity: 0..1 isOrdered: N/A isUnique: N/A defaultValue: None isNullable: False
serviceProfile.plMNInfoList	It defines which PLMN and S-NSSAI combinations that are assigned for the service to satisfy service requirements represented by the ServiceProfile in case of network slicing feature is supported.  allowedValues: Not applicable.	type: PLMNInfo multiplicity: 1..* isOrdered: False isUnique: True defaultValue: None isNullable: False
sliceProfile.plMNInfoList	It defines which PLMN and S-NSSAI combinations that are served by the SliceProfile in case of network slicing feature is supported.  allowedValues: Not applicable.	type: PLMNInfo multiplicity: 1..* isOrdered: False isUnique: True defaultValue: None isNullable: False
sliceProfile.resourceSharingLevel	An attribute specifies whether the resources to be allocated to the network slice subnet may be shared with another network slice subnet(s).  allowedValues: SHARED, NON_SHARED.	type: Enum multiplicity: 0..1 isOrdered: N/A isUnique: N/A defaultValue: None allowedValues: Yes isNullable: False
serviceProfileList	An attribute specifies a list of ServiceProfile (see clause 6.3.3) supported by the network slice	type: ServiceProfile multiplicity: * isOrdered: False isUnique: True defaultValue: None allowedValues: N/A isNullable: False
sliceProfileList	An attribute specifies a list of SliceProfile (see clause 6.3.4) supported by the network slice subnet	type: SliceProfile multiplicity: * isOrdered: False isUnique: True defaultValue: None allowedValues: N/A isNullable: False
sST	This parameter specifies the slice/service type in a ServiceProfile to be supported by a network slice.  See clause 5.15.2 of 3GPP TS 23.501 [2].	type: Integer multiplicity: 1 isOrdered: N/A isUnique: N/A defaultValue: None allowedValues: N/A isNullable: False
delayTolerance	An attribute specifies the properties of service delivery flexibility, especially for the vertical services that are not chasing a high system performance. See clause 4.3 of 3GPP TS 22.104 [51].	type: DelayTolerance multiplicity: 1 isOrdered: N/A isUnique: N/A defaultValue: False isNullable: False



Attribute Name	Documentation and Allowed Values	Properties
DelayTolerance.support	An attribute specifies whether or not the network slice supports service delivery flexibility, especially for the vertical services that are not chasing a high system performance.  allowedValues: "NOT_SUPPORTED", "SUPPORTED".	type: <<enumeration>> multiplicity: 1 isOrdered: N/A isUnique: N/A defaultValue: False isNullable: False
deterministicComm	An attribute specifies the properties of the deterministic communication for periodic user traffic, see clause 4.3 of 3GPP TS 22.104 [51].	type: DeterministicComm multiplicity: 1 isOrdered: N/A isUnique: N/A defaultValue: False isNullable: False
DeterministicComm.availability	An attribute specifies whether or not the network slice supports deterministic communication for period user traffic.  allowedValues: "NOT_SUPPORTED", "SUPPORTED".	type: <<enumeration>> multiplicity: 1 isOrdered: N/A isUnique: N/A defaultValue: False isNullable: False
DeterministicComm.periodicityList	An attribute specifies a list of periodicities supported by the network slice for deterministic communication. Each instance of periodicity is expressed in seconds, refer to NG.116 [50].	type: Integer multiplicity: 1..* isOrdered: False isUnique: True defaultValue: False isNullable: False
dLThptPerSlice	This attribute defines achievable data rate of the network slice in downlink that is available ubiquitously across the coverage area of the slice, refer NG.116 [50].	type: DLThpt multiplicity: 1 isOrdered: N/A isUnique: N/A defaultValue: None allowedValues: N/A isNullable: False
dLThptPerUE	This attribute defines data rate supported by the network slice per UE, refer NG.116 [50].	type: DLThpt multiplicity: 1 isOrdered: N/A isUnique: N/A defaultValue: None allowedValues: N/A isNullable: False
guaThpt	This attribute describes the guaranteed data rate.	type: Real multiplicity: 0..1 isOrdered: N/A isUnique: N/A defaultValue: False isNullable: False
maxThpt	This attribute describes the maximum data rate.	type: Real multiplicity: 0..1 isOrdered: N/A isUnique: N/A defaultValue: False isNullable: False
uLThptPerSlice	This attribute defines achievable data rate of the network slice in uplink that is available ubiquitously across the coverage area of the slice, refer NG.116 [50].	type: ULThpt multiplicity: 1 isOrdered: N/A isUnique: N/A defaultValue: None allowedValues: N/A isNullable: False
uLThptPerUE	This attribute defines data rate supported by the network slice per UE, refer NG.116 [50].	type: ULThpt multiplicity: 1 isOrdered: N/A isUnique: N/A defaultValue: None allowedValues: N/A isNullable: False

Attribute Name	Documentation and Allowed Values	Properties
maxPktSize	This parameter specifies the maximum packet size supported by the network slice, refer NG.116 [50].	type: MaxPktSize multiplicity: 1 isOrdered: N/A isUnique: N/A defaultValue: None allowedValues: N/A isNullable: False
MaxPktSize.maxsize	This parameter specifies the maximum packet size supported by the network slice, refer NG.116 [50].	type: Integer multiplicity: 1 isOrdered: N/A isUnique: N/A defaultValue: None allowedValues: N/A isNullable: False
maxNumberOfConns	This parameter defines the maximum number of concurrent sessions supported by the network slice, refer NG.116 [50].	type: MaxNumberOfConns multiplicity: 1 isOrdered: N/A isUnique: N/A defaultValue: None allowedValues: N/A isNullable: False
MaxNumberOfConns.nOfConns	This parameter defines the maximum number of concurrent sessions supported by the network slice, refer NG.116 [50].	type: Integer multiplicity: 1 isOrdered: N/A isUnique: N/A defaultValue: None allowedValues: N/A isNullable: False
kPIMonitoring	An attribute specifies the name list of KQIs and KPIs available for performance monitoring.	type: KPIMonitoring multiplicity: 0..1 isOrdered: N/A isUnique: N/A defaultValue: False isNullable: False
KPIMonitoring.kPIList	An attribute specifies the name list of KQIs and KPIs available for performance monitoring.	type: String multiplicity: * isOrdered: False isUnique: True defaultValue: False isNullable: False
userMgmtOpen	An attribute specifies whether or not the network slice supports the capability for the NSC to manage their users or groups of users' network services and corresponding requirements.	type: UserMgmtOpen multiplicity: 1 isOrdered: N/A isUnique: N/A defaultValue: False isNullable: False
UserMgmtOpen.support	An attribute specifies whether or not the network slice supports the capability for the NSC to manage their users or groups of users' network services and corresponding requirements.  allowedValues: "NOT_SUPPORTED", "SUPPORTED".	type: <<enumeration>> multiplicity: 1 isOrdered: N/A isUnique: N/A defaultValue: False isNullable: False
v2XCommMode	An attribute specifies whether or not the V2X communication mode is supported by the network slice and how it is supported.	type: V2XCommMode multiplicity: 1 isOrdered: N/A isUnique: N/A defaultValue: False isNullable: False
V2XCommMode.v2XMode	An attribute specifies whether or not the V2X communication mode is supported by the network slice and how it is supported.  allowedValues: "NOT_SUPPORTED", "SUPPORTED_BY_NR".	type: <<enumeration>> multiplicity: 1 isOrdered: N/A isUnique: N/A defaultValue: False isNullable: False

Attribute Name	Documentation and Allowed Values	Properties
coverageArea	An attribute specifies the coverage area of the network slice, i.e. the geographic region where a 3GPP communication service is accessible, see Table 7.1-1 of 3GPP TS 22.261 [28]) and NG.116 [50].	type: String multiplicity: 0..1 isOrdered: N/A isUnique: N/A defaultValue: False isNullable: False
termDensity	An attribute specifies the overall user density over the coverage area of the network slice. See Table 7.1-1 of 3GPP TS 22.261 [28]).	type: TermDensity multiplicity: 0..1 isOrdered: N/A isUnique: N/A defaultValue: False isNullable: False
TermDensity.density	An attribute specifies the overall user density over the coverage area of the network slice. See Table 7.1-1 of 3GPP TS 22.261 [28]).	type: Integer multiplicity: 0..1 isOrdered: N/A isUnique: N/A defaultValue: False isNullable: False
activityFactor	An attribute specifies the percentage value of the amount of simultaneous active UEs to the total number of UEs where active means the UEs are exchanging data with the network. See Table 7.1-1 of 3GPP TS 22.261 [28]).	type: Real multiplicity: 0..1 isOrdered: N/A isUnique: N/A defaultValue: False isNullable: False
uESpeed	An attribute specifies the maximum speed (in km/hour) supported by the network slice at which a defined QoS can be achieved. See Table 7.1-1 of 3GPP TS 22.261 [28]).	type: Integer multiplicity: 0..1 isOrdered: N/A isUnique: N/A defaultValue: False isNullable: False
jitter	An attribute specifies the deviation from the desired value to the actual value when assessing time parameters.	type: Integer multiplicity: 0..1 isOrdered: N/A isUnique: N/A defaultValue: False isNullable: False
survivalTime	An attribute specifies the time that an application consuming a communication service may continue without an anticipated message. See clause 5 of 3GPP TS 22.104 [51]).	type: String multiplicity: 0..1 isOrdered: N/A isUnique: N/A defaultValue: False isNullable: False
reliability	An attribute specifies in the context of network layer packet transmissions, percentage value of the amount of sent network layer packets successfully delivered to a given system entity within the time constraint required by the targeted service, divided by the total number of sent network layer packets, see 3GPP TS 22.261 [28] and 3GPP TS 22.104 [51].	type: String multiplicity: 0..1 isOrdered: N/A isUnique: N/A defaultValue: False isNullable: False
NetworkSlice.networkSliceSubnetRef	This holds a DN of NetworkSliceSubnet relating to the NetworkSlice instance.	type: DN multiplicity: 1 isOrdered: N/A isUnique: N/A defaultValue: None isNullable: False
NetworkSliceSubnet.networkSliceSubnetRef	This holds a list of DN of constituent NetworkSliceSubnet supporting NetworkSliceSubnet instance	type: DN multiplicity: * isOrdered: False isUnique: True defaultValue: None isNullable: False

Attribute Name	Documentation and Allowed Values	Properties
managedFunctionRef	This holds a list of DN of ManagedFunction instances supporting the NetworkSliceSubnet instance.	type: DN multiplicity: * isOrdered: False isUnique: True defaultValue: None allowedValues: N/A isNullable: False
ipAddress	This parameter specifies the IP address assigned to a logical transport interface/endpoint.  It can be an IPv4 address (See RFC 791 [37]) or an IPv6 address (See RFC 2373 [38]).  See note 1	type: String multiplicity: 1 isOrdered: N/A isUnique: N/A defaultValue: None isNullable: False
logicInterfaceId	This parameter specifies the identify of a logical transport interface. It could be VLAN ID (See IEEE 802.1Q [39]), MPLS Tag or Segment ID.	type: String multiplicity: 1 isOrdered: N/A isUnique: N/A defaultValue: None isNullable: False
nextHopInfoList	This parameter is used to identify ingress transport node. Each node can be identified by any of combination of IP address of next-hop router of transport network, system name, port name, IP management address of transport nodes.	type: String multiplicity: * isOrdered: False isUnique: True defaultValue: None isNullable: False
qosProfileRefList	This parameter specifies reference to QoS Profile for a logical transport interface. A QoS profile includes a set of parameters which are locally provisioned on both sides of a logical transport interface.	type: String multiplicity: * isOrdered: N/A isUnique: True defaultValue: None isNullable: False
epApplicationRef	This parameter specifies a list of application level EPs associated with the logical transport interface.  See note 2.	type: DN multiplicity: * isOrdered: False isUnique: True defaultValue: None isNullable: False
epTransportRef	This parameter specifies a list of transport level EPs associated with the application level EP (i.e. EP_N3 or EP_NgU) or network slice subnet.	type: DN multiplicity: * isOrdered: False isUnique: True defaultValue: None isNullable: False
priorityLabel	An attribute specifies a label that consumer would assign a value on an instance of network slice subnet. The management system takes the value of this attribute into account. The effect of this attribute value to the subject managed entity is not standardized  allowedValues: N/A	type: Integer multiplicity: 1 isOrdered: N/A isUnique: N/A defaultValue: None isNullable: False
NOTE 1: There is no direct relationship between localAddress/remoteAddress in EP_RP and ipAddress in EP_transport. While the localAddress/remoteAddress in EP_RP could be exchanged as part of signalling between GTP-u tunnel end points, ipAddress in EP_transport is used for transport routing. NOTE 2: Application level EP represents EP_RP defined in 3GPP TS 28.622 [30]. E.g. including EP_NgC, EP_N3, etc.		

## 6.5 Common notifications

### 6.5.1 Alarm notifications

This clause presents a list of notifications, defined in 3GPP TS 28.532 [35], that an MnS consumer may receive. The notification header attribute `objectClass/objectInstance` shall capture the DN of an instance of a class defined in the present document.

Name	S	Notes
<code>notifyNewAlarm</code>	M	--
<code>notifyClearedAlarm</code>	M	--
<code>notifyAckStateChanged</code>	M	--
<code>notifyAlarmListRebuilt</code>	M	--
<code>notifyChangedAlarm</code>	O	--
<code>notifyCorrelatedNotificationChanged</code>	O	--
<code>notifyChangedAlarmGeneral</code>	O	--
<code>notifyComments</code>	O	--
<code>notifyPotentialFaultyAlarmList</code>	O	--

### 6.5.2 Configuration notifications

This clause presents a list of notifications, defined in 3GPP TS 28.532 [35], that an MnS consumer may receive. The notification header attribute `objectClass/objectInstance` shall capture the DN of an instance of a class defined in the present document.

Name	S	Notes
<code>notifyMOICreation</code>	O	--
<code>notifyMOIDeletion</code>	O	--
<code>notifyMOIAttributeValueChanges</code>	O	--
<code>notifyEvent</code>	O	--

### 6.5.3 Threshold Crossing notifications

This clause presents a list of notifications, defined in 3GPP TS 28.532 [35], that an MnS consumer may receive. The notification header attribute `objectClass/objectInstance` shall capture the DN of an instance of a class defined in the present document.

Name	S	Notes
<code>notifyThresholdCrossing</code>	M	

---

## 7 Solution Set (SS)

The present document defines the following NRM Solution Set definitions for NR and NG-RAN:

- XML based 3GPP NR and NG-RAN NRM Solution Set (Annex C).
- YAML based 3GPP NR and NG-RAN NRM Solution Set (Annex D).
- YANG based 3GPP NR and NG-RAN NRM Solution Set (Annex E).

The present document defines the following NRM Solution Set definitions for 5GC:

- XML based 3GPP 5GC NRM Solution Set (Annex F).
- YAML based 3GPP 5GC NRM Solution Set (Annex G).
- YANG based 3GPP 5GC NRM Solution Set (Annex H).

The present document defines the following NRM Solution Set definitions for network slice and network slice subnet:

- XML based 3GPP Network Slice NRM Solution Set (Annex I).
- YAML based 3GPP Network Slice NRM Solution Set (Annex J).

# Annex A (normative): Cell state handling

## A.1 Relation between the administrative state and the "Pre-operation state of the gNB-DU Cell"

The administrative state indicates the permission to use or prohibition against using the cell, imposed through the OAM services. The administrative state has three values: "LOCKED", "SHUTTING DOWN" or "UNLOCKED"

The meanings of these values are defined in Recommendation ITU-T X.731 [18].

The relation between the administrative state and the "Pre-operation state of the gNB-DU Cell" is defined in subclause 8.5 of 3GPP TS 38.401 [4]. See below an extract from subclause 8.5 of TS 38.401 [4] on the F1 startup and cell activation.

If the `operationalState` is "ENABLED" (i.e. the resource is physically installed and working) and if the `administrativeState` is "UNLOCKED", the step "0: Pre-operational state" will exit and the step "1: F1 Setup Request" will be executed."

### 8.5 F1 Startup and cells activation

This function allows to setup the F1 interface between a gNB-DU and a gNB-CU and it allows to activate the gNB-DU cells.

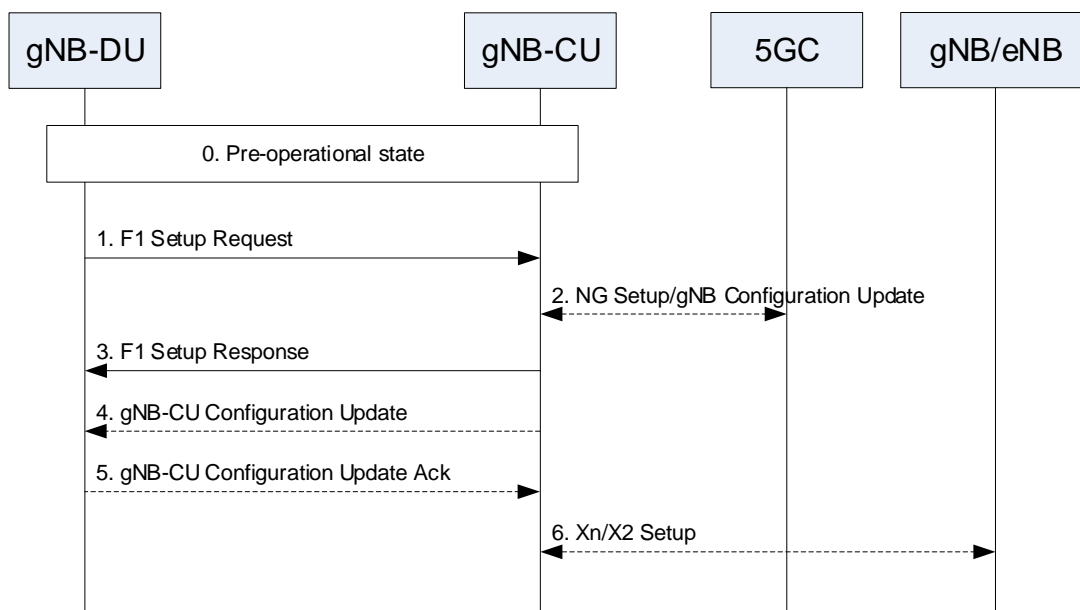
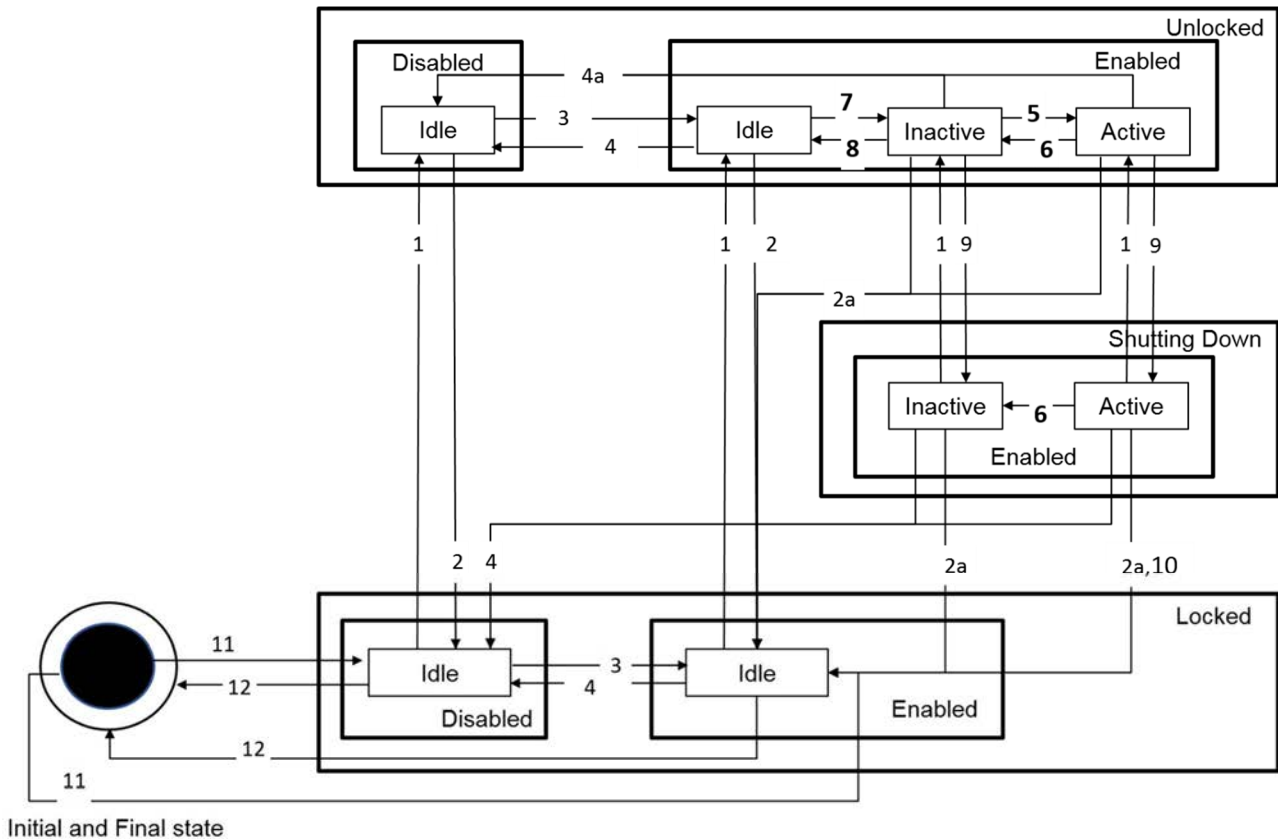


Figure 8.5-1: F1 startup and cell activation

## A.2 Combined state diagram for gNB cell

This is the Combined state diagram for gNB cell.



**Figure A.2-1: Combined gNB cell state diagram**

The gNB-DU maintains cell states. The following table is the gNB cell state transition table.

In 3-split and 2-split deployment scenarios, the interactions between gNB-CU and gNB-DU are standardized. The interactions specified under the column "The state transition events and actions" of "The gNB Cell state transition table" below shall be present for the state transition.

In the non-split deployment scenarios, the interactions between gNB-CU and gNB-DU are not standardized. The interactions between gNB-CU and gNB-DU specified under the column "The state transition events and actions" of "The gNB Cell state transition table" can be replaced by other means that is not standardized.

**Table A.2-1: The gNB Cell state transition table**

Transition number	The state transition event and actions
1	Event: Receive request to unlock. Action: None.
2	Event: Receive request to lock. Action: None.
2a	Event: Receive request to lock Action: Send to gNB-CU the "gNB-DU Configuration Update message" with served cell to delete.
3	Event: When the required cell resource is physically installed and working. Action: none.
4	Event: When the required cell resource is not physically installed or is not working. Action: Send to gNB-CU the "gNB-DU Configuration update message" with cell to delete.
4a	Event: When the required cell resource is physically uninstalled or is not working. Action: Send to gNB-CU the "GNB-DU Configuration Update message" with served cell to delete.



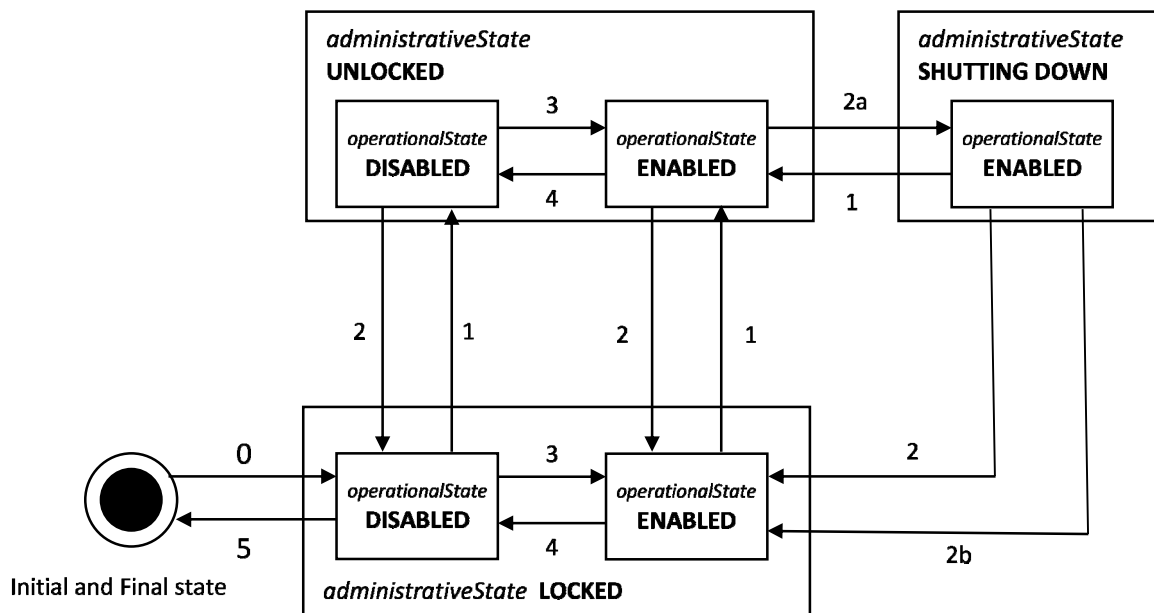
Transition number	The state transition event and actions
5	<p>Event: Receive from gNB-CU the "F1 Setup Response message" (identifying the cell to be activated).  The cell is activated successfully.  Actions: Do nothing or send gNB-CU the "gNB-DU Configuration Update message" with Cell stated as active'</p> <p>----- or -----</p> <p>Event: Receive from gNB-CU the "gNB-CU Configuration Update message" (identifying cell to be activated e.g., in case that the cell was not activated using the "F1 Setup Response message").  Actions:  The cell is activated successfully.  Send to gNB-CU the "gNB-CU Configuration Update Response" to confirm the cell is in active state.</p> <p>----- or -----</p> <p>Event: Receive from gNB-CU the "gNB-DU Configuration Update Acknowledge message" (identifying cell to be activated e.g., in case that the cell was not activated using the "F1 Setup Response message") and the cell is activated successfully  Actions: Do nothing.</p>
6	<p>Event: Receive from gNB-CU the "gNB-CU Configuration Update message" and responds with gNB-CU Configuration Update Acknowledge messages.  Actions: Respond with gNB-CU Configuration Update Acknowledge messages.</p> <p>----- or -----</p> <p>Event: Event: DU experiences an internal failure and decided to place the cell into inactive state.  Actions: Send to gNB-CU the "gNB-DU Cell status Update message"</p>
7	<p>Event: Send to gNB-CU the "F1 Setup request" (identifying the cell that is configured and ready to be activated).  Actions: none.</p> <p>----- or -----</p> <p>Send to gNB-CU the "gNB-DU Configuration Update message" with the served cell to add.  Actions: none.</p>
8	<p>Event: Sends to gNB-CU the "gNB-DU Configuration Update message" with served cell to delete.  Receive response from gNB-CU the "gNB-DU Configuration Update Acknowledge message".  Actions: None.</p>
9	<p>Event: Receive request to shut down.  Actions: None.</p>
10	<p>Event: Last user quit.  Actions: Send to gNB-CU the "GNB-DU Configuration Update message" with served cell to delete.</p>
11	<p>Event: When a cell is created and is configured.  Actions: None</p>
12	<p>Event: When a cell is deleted.  Action: None.</p>

# Annex B (normative): NSI and NSSI state handling

## B.1 NSI state handling

An NetworkSlice Instance (NSI) is a logical object in the management system that represents a complex grouping of resources that may be in various states. At any time, the management system needs to know the state of an NSI.

The Recommendation ITU-T X.731 [18], to which [17] refers, has defined the inter-relation between the administrative state, operational state of systems in general.



**Figure B.1-1: Combined NSI state diagram**

The interactions specified under the column "The state transition events and actions" of "NSI state transition table" below shall be present for the state transition.

**Table B.1-1: The NSI state transition table**

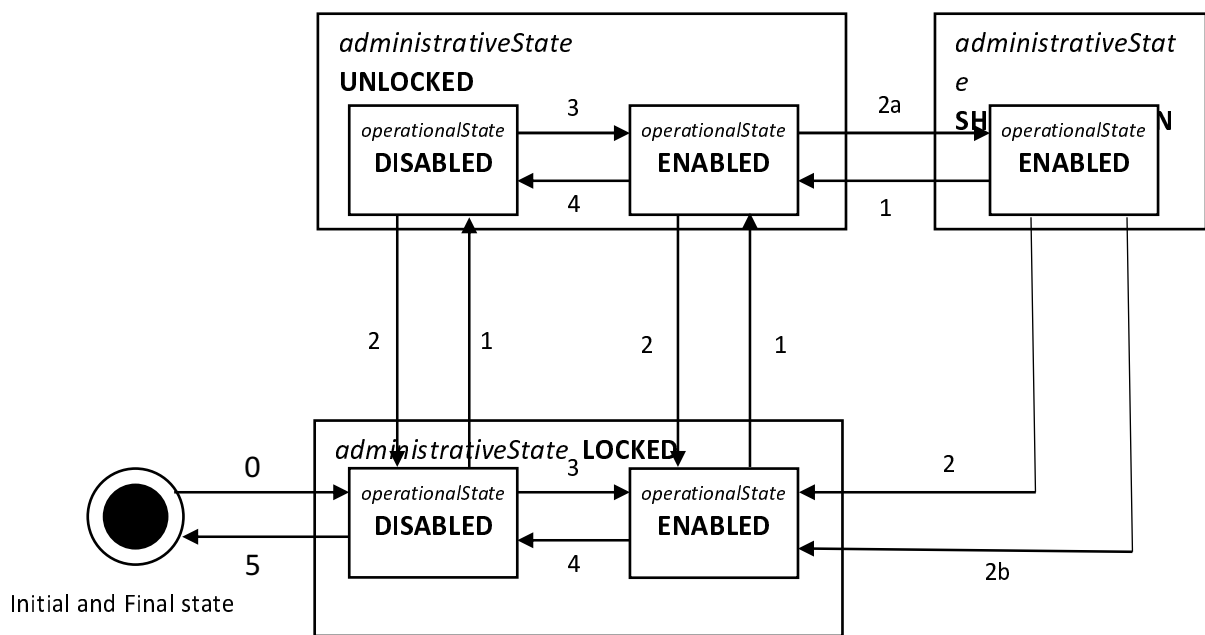
Trigger number	The state transition events and actions
0	Operation allocateNsi results in the creation of NSI. The administrative state is set to LOCKED and operationalState is set to DISABLED -- or -- CM operation creates NSI. The administrative state is set to LOCKED and operationalState is set to DISABLED
1	CM operation sets administrative state to UNLOCKED.
2	CM operation sets administrative state to LOCKED
2a	CM operation sets administrative state to SHUTTING DOWN
2b	The last user of the NSInetwork slice stops using the NSInetwork slice
3	The related NSSI (identified by NetworkSlice.networkSliceSubnetRef) changes state to UNLOCKED and ENABLED
4	The related NSSI (identified by NetworkSlice.networkSliceSubnetRef) changes state to LOCKED -- or -- The related NSSI (identified by NetworkSlice.networkSliceSubnetRef) changes state to DISABLED

5	Operation deallocateNsi results in the deletion of NSI -- or -- CM operation deletes NSI
---	------------------------------------------------------------------------------------------------

## B.2 State handling of NSSI

A NetworkSliceSubnet Instance (NSSI) is a logical object in the management system that represents a complex grouping of resources that may be in various states. At any time the management system needs to know the state of an NSSI.

The Recommendation ITU-T X.731 [18], to which [17] refers, has defined the inter-relation between the administrative state, operational state of systems in general.



**Figure B.2-1: Combined NSSI state diagram**

The interactions specified under the column "The state transition events and actions" of "NSSI state transition table" below shall be present for the state transition.

**Table B.2-1: The NSSI state transition table**

Trigger number	The state transition events and actions
0	Operation allocateNssi results in the creation of NSSI. The administrative state is set to LOCKED and operationalState is set to DISABLED -- or -- CM operation creates NSSI. The administrative state is set to LOCKED and operationalState is set to DISABLED
1	CM operation sets administrative state to UNLOCKED.
2	CM operation sets administrative state to LOCKED
2a	CM operation sets administrative state to SHUTTING DOWN
2b	The last user of the NSSInetwork slice subnet stops using the NSSInetwork slice subnet
3	All constituent NSSIs (identified by <code>NetworkSliceSubnet.networkSliceSubnetRef</code> ) change state to UNLOCKED and ENABLED

4	At least one constituent NSSI (identified by <code>NetworkSliceSubnet.networkSliceSubnetRef</code> ) changes state to LOCKED -- or -- At least one constituent NSSI (identified by <code>NetworkSliceSubnet.networkSliceSubnetRef</code> ) changes state to DISABLED
5	Operation <code>deallocateNssi</code> results in the deletion of NSSI -- or -- CM operation deletes NSSI

---

## Annex C (normative): XML definitions for NR NRM

### C.1 General

This annex contains the XML definitions for the NR and NG-RAN NRM, in accordance with NR and NG-RAN NRM Information Model definitions specified in clause 4.

---

### C.2 Architectural features

The overall architectural feature of NR NRM information model is specified in clause 4, this clause specifies features that are specific to the Schema definitions.

The XML definitions of the present document specify the schema for a configuration content, which can be included in a configuration file for Bulk configuration management operations

---

### C.3 Mapping

#### C.3.1 General mapping

An IOC maps to an XML element of the same name as the IOC's name in the Information Model. An IOC attribute maps to a sub-element of the corresponding IOC's XML element, and the name of this sub-element is the same as the attribute's name in the Information Model.

#### C.3.2 Information Object Class (IOC) mapping

The mapping is not present in the current version of the present document.

---

### C.4 Solution Set definitions

#### C.4.1 XML definition structure

The overall description of the file format of configuration data XML files is provided by 3GPP TS 32.616 [33].

The present document defines the NRM-specific XML schema nrNrm.xsd for the NR NRM Information Model defined in clause 4.

XML schema nrNrm.xsd explicitly declares NRM-specific XML element types for the related NRM.

The definition of those NRM-specific XML element types complies with the generic mapping rules defined in 3GPP TS 32.616 [33].

#### C.4.2 Graphical representation

The graphical representation is not present in the current version of the present document.

### C.4.3 XML schema "nrNrm.xsd"

```

<?xml version="1.0" encoding="UTF-8"?>
<!--
  3GPP TS 28.541 NR Network Resource Model
  XML schema definition
  nrNrm.xsd
-->
<schema xmlns="http://www.w3.org/2001/XMLSchema"
  xmlns:xn="http://www.3gpp.org/ftp/specs/archive/28_series/28.623#genericNrm"
  xmlns:nn="http://www.3gpp.org/ftp/specs/archive/28_series/28.541#nrNrm"
  xmlns:en="http://www.3gpp.org/ftp/specs/archive/28_series/28.659#eutranNrm"
  xmlns:epc="http://www.3gpp.org/ftp/specs/archive/28_series/28.709#epcNrm"
  xmlns:sm="http://www.3gpp.org/ftp/specs/archive/28_series/28.626#stateManagementIRP"
  xmlns:ngc="http://www.3gpp.org/ftp/specs/archive/28_series/28.541#ngcNrm"
  xmlns:sp="http://www.3gpp.org/ftp/specs/archive/28_series/28.629#sonPolicyNrm"
  targetNamespace="http://www.3gpp.org/ftp/specs/archive/28_series/28.541#nrNrm"
  elementFormDefault="qualified">
  <import namespace="http://www.3gpp.org/ftp/specs/archive/28_series/28.623#genericNrm"/>
  <import namespace="http://www.3gpp.org/ftp/specs/archive/28_series/28.709#epcNrm"/>
  <import namespace="http://www.3gpp.org/ftp/specs/archive/28_series/28.626#stateManagementIRP"/>
  <import namespace="http://www.3gpp.org/ftp/specs/archive/28_series/28.541#ngcNrm"/>
  <import namespace="http://www.3gpp.org/ftp/specs/archive/28_series/28.629#sonPolicyNrm"/>

  <simpleType name="GnbId">
    <restriction base="unsignedLong">
      <maxInclusive value="4294967295"/>
    </restriction>
  </simpleType>
  <simpleType name="GnbIdLength">
    <restriction base="integer">
      <minLength value="22"/>
      <maxLength value="32"/>
    </restriction>
  </simpleType>
  <simpleType name="Nci">
    <restriction base="unsignedLong">
      <maxInclusive value="68719476735"/>
    </restriction>
  </simpleType>
  <simpleType name="Pci">
    <restriction base="unsignedShort">
      <maxInclusive value="503"/>
      <!-- Minimum value is 0, maximum value is 3x167+2=503 -->
    </restriction>
  </simpleType>
  <simpleType name="NrTac">
    <restriction base="unsignedLong">
      <maxInclusive value="16777215"/>
      <!-- 5G TAC is 3-octets length -->
    </restriction>
  </simpleType>
  <simpleType name="GnbDuId">
    <restriction base="unsignedLong">
      <maxInclusive value="68719476735"/>
      <!-- Minimum value is 0, maximum value is 2^36-1=68719476735 -->
    </restriction>
  </simpleType>
  <simpleType name="GnbCuupId">
    <restriction base="unsignedLong">
      <maxInclusive value="68719476735"/>
      <!-- Minimum value is 0, maximum value is 2^36-1=68719476735 -->
    </restriction>
  </simpleType>
  <simpleType name="GnbName">
    <restriction base="string">
      <minLength value="1"/>
      <maxLength value="150"/>
    </restriction>
  </simpleType>
  <simpleType name="CyclicPrefix">
    <restriction base="integer">
      <enumeration value="15"/>
      <enumeration value="30"/>
      <enumeration value="60"/>
      <enumeration value="120"/>
    </restriction>

```

```
</simpleType>
<simpleType name="QuotaType">
  <restriction base="string">
    <enumeration value="STRICT"/>
    <enumeration value="FLOAT"/>
  </restriction>
</simpleType>
<simpleType name="CellState">
  <restriction base="string">
    <enumeration value="IDLE"/>
    <enumeration value="INACTIVE"/>
    <enumeration value="ACTIVE"/>
  </restriction>
</simpleType>
<simpleType name="BwpContext">
  <restriction base="string">
    <enumeration value="DL"/>
    <enumeration value="UL"/>
    <enumeration value="SUL"/>
  </restriction>
</simpleType>
<simpleType name="IsInitialBwp">
  <restriction base="string">
    <enumeration value="INITIAL"/>
    <enumeration value="OTHER"/>
  </restriction>
</simpleType>
<simpleType name="qOffsetRangeList">
  <restriction base="string">
    <enumeration value="dB-24"/>
    <enumeration value="dB-22"/>
    <enumeration value="dB-20"/>
    <enumeration value="dB-18"/>
    <enumeration value="dB-16"/>
    <enumeration value="dB-14"/>
    <enumeration value="dB-12"/>
    <enumeration value="dB-10"/>
    <enumeration value="dB-8"/>
    <enumeration value="dB-6"/>
    <enumeration value="dB-5"/>
    <enumeration value="dB-4"/>
    <enumeration value="dB-3"/>
    <enumeration value="dB-2"/>
    <enumeration value="dB-1"/>
    <enumeration value="dB0"/>
    <enumeration value="dB1"/>
    <enumeration value="dB2"/>
    <enumeration value="dB3"/>
    <enumeration value="dB4"/>
    <enumeration value="dB5"/>
    <enumeration value="dB6"/>
    <enumeration value="dB8"/>
    <enumeration value="dB10"/>
    <enumeration value="dB12"/>
    <enumeration value="dB14"/>
    <enumeration value="dB16"/>
    <enumeration value="dB18"/>
    <enumeration value="dB20"/>
    <enumeration value="dB22"/>
    <enumeration value="dB24"/>
  </restriction>
</simpleType>
<simpleType name="isESCoveredBy">
  <restriction base="string">
    <enumeration value="NO"/>
    <enumeration value="PARTIAL"/>
    <enumeration value="FULL"/>
  </restriction>
</simpleType>
<simpleType name="cellReselectionPriority">
  <restriction base="unsignedLong">
    <minInclusive value="0"/>
    <maxInclusive value="16"/>
    <!--Value 0 means lowest priority-->
  </restriction>
</simpleType>
<simpleType name="cellReselectionSubPriority">
  <restriction base="unsignedLong">
```

```
<minInclusive value="0"/>
<maxInclusive value="16"/>
<!--Value 0 means lowest priority-->
</restriction>
</simpleType>
<simpleType name="PMaxRangeType">
  <restriction base="short">
    <minInclusive value="-30"/>
    <maxInclusive value="33"/>
  </restriction>
</simpleType>
<simpleType name="qOffsetFreq">
  <restriction base="short">
    <minInclusive value="-24"/>
    <maxInclusive value="24"/>
  </restriction>
</simpleType>
<simpleType name="qQualMin">
  <restriction base="integer">
    <minInclusive value="-34"/>
    <maxInclusive value="0"/>
  </restriction>
</simpleType>
<simpleType name="qRxLevMin">
  <restriction base="integer">
    <minInclusive value="-140"/>
    <maxInclusive value="-44"/>
  </restriction>
</simpleType>
<simpleType name="Threshxhighp">
  <restriction base="integer">
    <minInclusive value="0"/>
    <maxInclusive value="62"/>
  </restriction>
</simpleType>
<simpleType name="Threshxhighq">
  <restriction base="integer">
    <minInclusive value="0"/>
    <maxInclusive value="31"/>
  </restriction>
</simpleType>
<simpleType name="Threshxlowp">
  <restriction base="integer">
    <minInclusive value="0"/>
    <maxInclusive value="62"/>
  </restriction>
</simpleType>
<simpleType name="Threshxlowq">
  <restriction base="integer">
    <minInclusive value="0"/>
    <maxInclusive value="62"/>
  </restriction>
</simpleType>
<simpleType name="Treselectionnr">
  <restriction base="integer">
    <minInclusive value="0"/>
    <maxInclusive value="7"/>
  </restriction>
</simpleType>
<simpleType name="Treselectionnrshigh">
  <restriction base="string">
    <enumeration value="25"/>
    <enumeration value="50"/>
    <enumeration value="75"/>
    <enumeration value="100"/>
  </restriction>
</simpleType>
<simpleType name="Treselectionnrsmmedium">
  <restriction base="string">
    <enumeration value="25"/>
    <enumeration value="50"/>
    <enumeration value="75"/>
    <enumeration value="100"/>
  </restriction>
</simpleType>
<simpleType name="Absolutefrequencyssb">
  <restriction base="integer">
    <minInclusive value="0"/>
```



```
<maxInclusive value="3279165"/>
</restriction>
</simpleType>
<simpleType name="Sbsubcarrierspacing">
  <restriction base="string">
    <enumeration value="15"/>
    <enumeration value="30"/>
    <enumeration value="120"/>
    <enumeration value="240"/>
  </restriction>
</simpleType>
<simpleType name="Multifrequencybandlistnr">
  <restriction base="integer">
    <minInclusive value="1"/>
    <maxInclusive value="256"/>
  </restriction>
</simpleType>
<simpleType name="beamType">
  <restriction base="string">
    <enumeration value="SSB-BEAM"/>
  </restriction>
</simpleType>
<simpleType name="beamAzimuth">
  <restriction base="integer">
    <minInclusive value="-1800"/>
    <maxInclusive value="1800"/>
  </restriction>
</simpleType>
<simpleType name="beamTilt">
  <restriction base="integer">
    <minInclusive value="-900"/>
    <maxInclusive value="900"/>
  </restriction>
</simpleType>
<simpleType name="beamHorizWidth">
  <restriction base="integer">
    <minInclusive value="0"/>
    <maxInclusive value="3599"/>
  </restriction>
</simpleType>
<simpleType name="beamVertWidth">
  <restriction base="integer">
    <minInclusive value="0"/>
    <maxInclusive value="1800"/>
  </restriction>
</simpleType>
<simpleType name="coverageShapeType">
  <restriction base="integer">
    <minInclusive value="0"/>
    <maxInclusive value="65535"/>
  </restriction>
</simpleType>
<simpleType name="resourceType">
  <restriction base="string">
    <enumeration value="PRB"/>
    <enumeration value="RRC"/>
    <enumeration value="DRB"/>
  </restriction>
</simpleType>
<complexType name="LocalEndPoint">
  <sequence>
    <element name="ipv4Address" type="string"/>
    <element name="ipv6Address" type="string"/>
    <element name="ipv6Prefix" type="string"/>
    <element name="vlanId" type="integer"/>
  </sequence>
</complexType>
<complexType name="RemoteEndPoint">
  <sequence>
    <element name="ipv4Address" type="string"/>
    <element name="ipv6Address" type="string"/>
    <element name="ipv6Prefix" type="string"/>
  </sequence>
</complexType>
<complexType name="blackListEntry">
  <sequence minOccurs="0" maxOccurs="1007">
    <element name="pci" type="en:PCI" maxOccurs="504"/>
  </sequence>
</complexType>
```

```
</complexType>
<complexType name="blackListEntryIdleMode">
  <sequence minOccurs="0" maxOccurs="1007">
    <element name="pci" type="en:PCI" maxOccurs="504"/>
  </sequence>
</complexType>
<complexType name="PLMNidList">
  <sequence>
    <element name="pLMNid" type="en:PLMNid" maxOccurs="6"/>
    <!-- The first pLMNid of the pLMNidList is primary PLMN id -->
  </sequence>
</complexType>
<complexType name="cellIndividualOffset">
  <sequence>
    <element name="rsrpOffsetSSB" type="qOffsetRangeList"/>
    <element name="rsrqOffsetSSB" type="qOffsetRangeList"/>
    <element name="sinrOffsetSSB" type="qOffsetRangeList"/>
    <element name="rsrpOffsetCSI-RS" type="qOffsetRangeList"/>
    <element name="rsrqOffsetCSI-RS" type="qOffsetRangeList"/>
    <element name="sinrOffsetCSI-RS" type="qOffsetRangeList"/>
  </sequence>
</complexType>
<complexType name="PLMNInfoType">
  <sequence>
    <element name="pLMNid" type="en:PLMNid"/>
    <element name="sNSSAI" type="ngc:SNssai" minOccurs="0"/>
  </sequence>
</complexType>
<complexType name="PLMNInfoListType">
  <sequence>
    <element name="pLMNInfo" type="PLMNInfoType" minOccurs="1"/>
  </sequence>
</complexType>
<simpleType name="maximumDeviationHoTrigger">
  <restriction base="integer">
    <minInclusive value="-20"/>
    <maxInclusive value="20"/>
  </restriction>
</simpleType>
<simpleType name="minimumTimeBetweenHoTriggerChange">
  <restriction base="integer">
    <minInclusive value="0"/>
    <maxInclusive value="604800"/>
  </restriction>
</simpleType>
<simpleType name="tstoreUEcntxt">
  <restriction base="integer">
    <minInclusive value="0"/>
    <maxInclusive value="1023"/>
  </restriction>
</simpleType>
<simpleType name="loadThreshold">
  <restriction base="integer">
    <minInclusive value="0"/>
    <maxInclusive value="100"/>
  </restriction>
</simpleType>
<simpleType name="timeDuration">
  <restriction base="integer">
    <minInclusive value="0"/>
    <maxInclusive value="900"/>
  </restriction>
</simpleType>
<simpleType name="energySavingControl">
  <restriction base="string">
    <enumeration value="toBeEnergySaving"/>
    <enumeration value="toBeNotEnergySaving"/>
  </restriction>
</simpleType>
<simpleType name="energySavingState">
  <restriction base="string">
    <enumeration value="isNotEnergySaving"/>
    <enumeration value="isEnergySaving"/>
  </restriction>
</simpleType>
<simpleType name="isProbingCapable">
  <restriction base="string">
    <enumeration value="yes"/>
  </restriction>
</simpleType>
```

```

        <enumeration value="no"/>
      </restriction>
    </simpleType>
  <simpleType name="AccessDelayRange">
    <restriction base="unsignedShort">
      <minInclusive value="10"/>
      <maxInclusive value="560"/>
    </restriction>
  </simpleType>
  <simpleType name="NumberOfPreambleRange">
    <restriction base="unsignedShort">
      <minInclusive value="1"/>
      <maxInclusive value="200"/>
    </restriction>
  </simpleType>
  <simpleType name="RachProbability">
    <restriction base="unsignedShort">
      <enumeration value="25"/>
      <enumeration value="50"/>
      <enumeration value="75"/>
      <enumeration value="90"/>
    </restriction>
  </simpleType>
  <complexType name="UeAccDelayProbabilityDist">
    <sequence>
      <element name="Probability" type="sp:RachProbability"/>
      <element name="AccessDelay" type="sp:AccessDelayRange"/>
    </sequence>
  </complexType>
  <complexType name="UeAccDelayProbabilityDistlist">
    <sequence>
      <element name="ueAccDelayProbabilityDist" type="sp:UeAccDelayProbabilityDist" maxOccurs="4"/>
    </sequence>
  </complexType>
  <complexType name="UeAccProbabilityDist">
    <sequence>
      <element name="Probability" type="sp:RachProbability"/>
      <element name="NumberOfPreamble" type="sp:NumberOfPreambleRange"/>
    </sequence>
  </complexType>
  <complexType name="UeAccProbabilityDistlist">
    <sequence>
      <element name="ueAccProbabilityDist" type="sp:UeAccProbabilityDist" maxOccurs="4"/>
    </sequence>
  </complexType>
  <simpleType name="NRPci">
    <restriction base="unsignedShort">
      <maxInclusive value="1007"/>
    </restriction>
  </simpleType>
  <complexType name="NRPciList">
    <sequence>
      <element name="nRPci" type="en:NRPci" maxOccurs="1008"/>
    </sequence>
  </complexType>
  <simpleType name="NRPci">
    <restriction base="unsignedShort">
      <maxInclusive value="1007"/>
    </restriction>
  </simpleType>
  <complexType name="CSonPciList">
    <sequence>
      <element name="nRPci" type="en:NRPci" maxOccurs="1008"/>
    </sequence>
  </complexType>
  <element name="GNBDUFunction" substitutionGroup="xn:ManagedElementOptionallyContainedNrmClass">
    <complexType>
      <complexContent>
        <extension base="xn:NrmClass">
          <sequence>
            <element name="attributes">
              <complexType>
                <all>
                  <!-- Inherited attributes from ManagedFunction -->
                  <element name="userLabel" type="string" minOccurs="0"/>
                  <element name="vnfParametersList" type="xn:vnfParametersListType"
minOccurs="0"/>

```

```

minOccurs="0"/>
    <element name="peeParametersList" type="xn:peeParametersListType"
    <element name="priority" type="integer" minOccurs="0"/>
    <element name="measurements" type="xn:MeasurementTypesAndGPsList"
minOccurs="0"/>
    <!--End of inherited attributes from ManagedFunction-->
    <element name="gnbId" type="nn:GnbId"/>
    <element name="gnbIdLength" type="nn:GnbIdLength"/>
    <element name="gnbDUId" type="nn:GnbDuId"/>
    <element name="gnbDuName" type="nn:GnbName" minOccurs="0"/>
    <element name="x2Blacklist" type="string" minOccurs="0"/>
    <element name="x2Whitelist" type="string" minOccurs="0"/>
    <element name="xnBlacklist" type="string" minOccurs="0"/>
    <element name="xnWhitelist" type="string" minOccurs="0"/>
    <element name="xnHOBBlackList" type="string" minOccurs="0"/>
    <element name="x2HOBBlackList" type="string" minOccurs="0"/>
    <element name="aggressorSetID" type="nn:AggressorSetID"/>
    <element name="victimSetID" type="nn:VictimSetID"/>
  </all>
</complexType>
</element>
<choice minOccurs="0" maxOccurs="unbounded">
  <element ref="nn:NRCellDU"/>
  <element ref="nn:BWP"/>
  <element ref="nn:NRSectorCarrier"/>
  <element ref="nn:EP_FIC"/>
  <element ref="nn:EP_FLU"/>
</choice>
<choice minOccurs="0" maxOccurs="unbounded">
  <element ref="xn:MeasurementControl"/>
</choice>
<choice minOccurs="0" maxOccurs="unbounded">
  <element ref="DRACHOptimizationFunction"/>
</choice>
</sequence>
</extension>
</complexContent>
</complexType>
</element>
<element name="GNBCUCPFunction" substitutionGroup="xn:ManagedElementOptionallyContainedNrmClass">
  <complexType>
    <complexContent>
      <extension base="xn:NrmClass">
        <sequence>
          <element name="attributes">
            <complexType>
              <all>
                <!-- Inherited attributes from ManagedFunction -->
                <element name="userLabel" type="string" minOccurs="0"/>
                <element name="vnfParametersList" type="xn:vnfParametersListType"
minOccurs="0"/>
                <element name="peeParametersList" type="xn:peeParametersListType"
minOccurs="0"/>
                <element name="priority" type="integer" minOccurs="0"/>
                <element name="measurements" type="xn:MeasurementTypesAndGPsList"
minOccurs="0"/>
                <!--End of inherited attributes from ManagedFunction-->
                <element name="gnbId" type="nn:GnbId" />
                <element name="gnbIdLength" type="nn:GnbIdLength"/>
                <element name="gnbCuName" type="nn:GnbName" minOccurs="0"/>
                <element name="pLMNId" type="en:PLMNId" />
                <element name="x2Blacklist" type="string" minOccurs="0"/>
                <element name="x2Whitelist" type="string" minOccurs="0"/>
                <element name="xnBlacklist" type="string" minOccurs="0"/>
                <element name="xnWhitelist" type="string" minOccurs="0"/>
                <element name="xnHOBBlackList" type="string" minOccurs="0"/>
                <element name="x2HOBBlackList" type="string" minOccurs="0"/>
                <element name="mappingSetIDBackhaulAddress" type="MappingSetIDBackhaulAddress"
minOccurs="0"/>
                <element name="configurable5QISetRef" type="xn:dn"/>
                <element name="dynamic5QISetRef" type="xn:dn" minOccurs="0"/>
              </all>
            </complexType>
          </element>
          <choice minOccurs="0" maxOccurs="unbounded">
            <element ref="nn:NRCellCU"/>
            <element ref="nn:EP_FIC"/>
            <element ref="nn:EP_E1"/>
          </choice>
        </sequence>
      </extension>
    </complexContent>
  </complexType>
</element>

```

```

        <element ref="nn:EP_XnC"/>
        <element ref="nn:EP_X2C"/>
        <element ref="nn:EP_NgC"/>
        <element ref="xn:VsDataContainer"/>
    </choice>
    <choice minOccurs="0" maxOccurs="unbounded">
        <element ref="DESManagementFunction"/>
        <element ref="DMROFunction"/>
        <element ref="DANRManagementFunction"/>
    </choice>
    <choice minOccurs="0" maxOccurs="unbounded">
        <element ref="xn:MeasurementControl"/>
    </choice>
</sequence>
</extension>
</complexContent>
</complexType>
</element>
<element name="GNBCUUPFunction" substitutionGroup="xn:ManagedElementOptionallyContainedNrmClass">
    <complexType>
        <complexContent>
            <extension base="xn:NrmClass">
                <sequence>
                    <element name="attributes">
                        <complexType>
                            <all>
                                <!-- Inherited attributes from ManagedFunction -->
                                <element name="userLabel" type="string" minOccurs="0"/>
                                <element name="vnfParametersList" type="xn:vnfParametersListType"
minOccurs="0"/>
                                <element name="peeParametersList" type="xn:peeParametersListType"
minOccurs="0"/>
                                <element name="priority" type="integer" minOccurs="0"/>
                                <element name="measurements" type="xn:MeasurementTypesAndGPsList"
minOccurs="0"/>
                                <!--End of inherited attributes from ManagedFunction-->
                                <element name="gNBCUUPId" type="nn:GnbCuupId"/>
                                <element name="pLMNInfoList" type="pLMNInfoListType"/>
                                <element name="gNBId" type="nn:GnbId"/>
                                <element name="gnbIdLength" type="nn:GnbIdLength"/>
                                <element name="configurable5QISetRef" type="xn:dn"/>
                                <element name="dynamic5QISetRef" type="xn:dn" minOccurs="0"/>
                            </all>
                        </complexType>
                    </element>
                    <choice minOccurs="0" maxOccurs="unbounded">
                        <element ref="nn:EP_E1"/>
                        <element ref="nn:EP_FLU"/>
                        <element ref="nn:EP_XnU"/>
                        <element ref="nn:EP_NgU"/>
                        <element ref="nn:EP_X2U"/>
                        <element ref="nn:EP_S1U"/>
                        <element ref="xn:VsDataContainer"/>
                    </choice>
                    <choice minOccurs="0" maxOccurs="unbounded">
                        <element ref="xn:MeasurementControl"/>
                    </choice>
                </sequence>
            </extension>
        </complexContent>
    </complexType>
</element>
<element name="NRCellCU">
    <complexType>
        <complexContent>
            <extension base="xn:NrmClass">
                <sequence>
                    <element name="attributes">
                        <complexType>
                            <all>
                                <!-- Inherited attributes from ManagedFunction -->
                                <element name="userLabel" type="string" minOccurs="0"/>
                                <element name="vnfParametersList" type="xn:vnfParametersListType"
minOccurs="0"/>
                                <element name="peeParametersList" type="xn:peeParametersListType"
minOccurs="0"/>
                                <element name="priority" type="integer" minOccurs="0"/>

```

```

minOccurs="0"/>
    <element name="measurements" type="xn:MeasurementTypesAndGPsList"
    <!--End of inherited attributes from ManagedFunction-->
    <element name="nCGI" type="nn:Ncgi"/>
    <element name="pLMNIdList" type="en:PLMNIdList"/>
    <element name="sNSSAIIList" type="ngc:SnssaiList" minOccurs="0"/>
    <element name="nRFRrequencyRef" type="xn:dn" minOccurs="0"/>
  </all>
</complexType>
</element>
<choice minOccurs="0" maxOccurs="unbounded">
  <element ref="xn:VsDataContainer"/>
  <element ref="nRCellRelation"/>
  <element ref="nRFRfreqRelation"/>
  <element ref="eUtranCellRelation"/>
  <element ref="eUtranFreqRelation"/>
</choice>
<choice minOccurs="0" maxOccurs="unbounded">
  <element ref="xn:MeasurementControl"/>
</choice>
<choice minOccurs="0" maxOccurs="1">
  <element ref="sp:EnergySavingProperties"/>
  <element ref="sp:ESPolicies"/>
</choice>
<choice minOccurs="0" maxOccurs="unbounded">
  <element ref="RRMPolicyRatio"/>
</choice>
<choice minOccurs="0" maxOccurs="unbounded">
  <element ref="DESManagementFunction"/>
  <element ref="DMROFunction"/>
  <element ref="CESManagementFunction"/>
  <element ref="DPCIConfigurationFunction"/>
</choice>
</sequence>
</extension>
</complexContent>
</complexType>
</element>
<element name="NRCellDU">
  <complexType>
    <complexContent>
      <extension base="xn:NrmClass">
        <sequence>
          <element name="attributes">
            <complexType>
              <all>
                <!-- Inherited attributes from ManagedFunction -->
                <element name="userLabel" type="string" minOccurs="0"/>
                <element name="vnfParametersList" type="xn:vnfParametersListType"
minOccurs="0"/>
                <element name="peeParametersList" type="xn:peeParametersListType"
minOccurs="0"/>
                <element name="priority" type="integer" minOccurs="0"/>
                <element name="measurements" type="xn:MeasurementTypesAndGPsList"
minOccurs="0"/>
                <!--End of inherited attributes from ManagedFunction-->
                <element name="nCGI" type="nn:Ncgi" minOccurs="0"/>
                <element name="operationalState" type="sm:operationalStateType" minOccurs="0"/>
                <element name="administrativeState" type="sm:administrativeStateType"
minOccurs="0"/>
                <element name="cellState" type="nn:CellState"/>
                <element name="pLMNIdList" type="en:PLMNIdList"/>
                <element name="sNSSAIIList" type="ngc:SnssaiList" minOccurs="0"/>
                <element name="nRpci" type="nn:Pci" />
                <element name="nRTac" type="nn:NrTac" />
                <element name="arfcnDL" type="integer"/>
                <element name="arfcnUL" type="integer" minOccurs="0"/>
                <element name="arfcnSUL" type="integer" minOccurs="0"/>
                <element name="bSChannelBwDL" type="integer"/>
                <element name="bSChannelBwUL" type="integer" minOccurs="0"/>
                <element name="bSChannelBwSUL" type="integer" minOccurs="0"/>
                <element name="nRFRfrequencyRef" type="xn:dn" minOccurs="0"/>
                <element name="nRSectorCarrierRef" type="xn:dn" minOccurs="0"/>
                <element name="bWPRef" type="xn:dn" minOccurs="0"/>
              </all>
            </complexType>
          </element>
          <choice minOccurs="0" maxOccurs="unbounded">

```

```

        <element ref="xn:VsDataContainer"/>
      </choice>
    <choice minOccurs="0" maxOccurs="unbounded">
      <element ref="xn:MeasurementControl"/>
    </choice>
    <choice minOccurs="0" maxOccurs="1">
      <element ref="sp:EnergySavingProperties"/>
      <element ref="sp:ESPolicies"/>
    </choice>
    <choice minOccurs="0" maxOccurs="unbounded">
      <element ref="RRMPolicyRatio"/>
    </choice>
    <choice minOccurs="0" maxOccurs="unbounded">
      <element ref="CPCIConfigurationFunction"/>
      <element ref="DRACHOptimizationFunction"/>
    </choice>
  </sequence>
</extension>
</complexContent>
</complexType>
</element>
<element name="NRSectorCarrier">
  <complexType>
    <complexContent>
      <extension base="xn:NrmClass">
        <sequence>
          <element name="attributes">
            <complexType>
              <all>
                <!-- Inherited attributes from ManagedFunction -->
                <element name="userLabel" type="string" minOccurs="0"/>
                <element name="vnfParametersList" type="xn:vnfParametersListType"
minOccurs="0"/>
                <element name="peeParametersList" type="xn:peeParametersListType"
minOccurs="0"/>
                <element name="priority" type="integer" minOccurs="0"/>
                <element name="measurements" type="xn:MeasurementTypesAndGPsList"
minOccurs="0"/>
                <!--End of inherited attributes from ManagedFunction-->
                <element name="txDirection" type="nn:TxDirection"/>
                <element name="configuredMaxTxPower" type="integer"/>
                <element name="arfcnDL" type="integer" minOccurs="0"/>
                <element name="arfcnUL" type="integer" minOccurs="0"/>
                <element name="bSChannelBwDL" type="integer" minOccurs="0"/>
                <element name="bSChannelBwUL" type="integer" minOccurs="0"/>
                <element name="sectorEquipmentFunctionRef" type="xn:dn" minOccurs="0"/>
              </all>
            </complexType>
          </element>
          <choice minOccurs="0" maxOccurs="unbounded">
            <element ref="xn:MeasurementControl"/>
          </choice>
          <choice minOccurs="0" maxOccurs="unbounded">
            <element ref="xn:VsDataContainer"/>
          </choice>
          <choice minOccurs="0" maxOccurs="1">
            <element ref="sp:EnergySavingProperties"/>
            <element ref="sp:ESPolicies"/>
          </choice>
        </sequence>
      </extension>
    </complexContent>
  </complexType>
</element>
<element name="BWP">
  <complexType>
    <complexContent>
      <extension base="xn:NrmClass">
        <sequence>
          <element name="attributes">
            <complexType>
              <all>
                <!-- Inherited attributes from ManagedFunction -->
                <element name="userLabel" type="string" minOccurs="0"/>
                <element name="vnfParametersList" type="xn:vnfParametersListType"
minOccurs="0"/>
                <element name="peeParametersList" type="xn:peeParametersListType"
minOccurs="0"/>
              </all>
            </complexType>
          </element>
        </sequence>
      </extension>
    </complexContent>
  </complexType>
</element>

```

```

        <element name="priority" type="integer" minOccurs="0"/>
        <element name="measurements" type="xn:MeasurementTypesAndGPsList"
minOccurs="0"/>
        <!--End of inherited attributes from ManagedFunction-->
        <element name="bwpContext" type="nn:BwpContext"/>
        <element name="isInitialBwp" type="nn:IsInitialBwp"/>
        <element name="subCarrierSpacing" type="integer"/>
        <element name="cyclicPrefix" type="nn:CyclicPrefix"/>
        <element name="startRB" type="integer"/>
        <element name="numberOfRBs" type="integer"/>
    </all>
</complexType>
</element>
<choice minOccurs="0" maxOccurs="unbounded">
    <element ref="xn:MeasurementControl"/>
</choice>
<choice minOccurs="0" maxOccurs="unbounded">
    <element ref="xn:VsDataContainer"/>
</choice>
</sequence>
</extension>
</complexContent>
</complexType>
</element>
<element name="CommonBeamformingFunction">
    <complexType>
        <complexContent>
            <extension base="xn:NrmClass">
                <sequence>
                    <element name="attributes">
                        <complexType>
                            <all>
                                <element name="coverageShape" type="coverageShapeType" minOccurs="0"/>
                                <element name="digitalTilt" type="beamTilt" minOccurs="0"/>
                                <element name="digitalAzimuth" type="beamAzimuth" minOccurs="0"/>
                            </all>
                        </complexType>
                    </element>
                    <choice minOccurs="0" maxOccurs="unbounded">
                        <element ref="xn:VsDataContainer"/>
                    </choice>
                    <choice minOccurs="0" maxOccurs="unbounded">
                        <element ref="xn:MeasurementControl"/>
                    </choice>
                    <choice minOccurs="0" maxOccurs="1">
                        <element ref="sp:EnergySavingProperties"/>
                        <element ref="sp:ESPolicies"/>
                    </choice>
                </sequence>
            </extension>
        </complexContent>
    </complexType>
</element>
<element name="Beam">
    <complexType>
        <complexContent>
            <extension base="xn:NrmClass">
                <sequence>
                    <element name="attributes">
                        <complexType>
                            <all>
                                <element name="beamIndex" type="integer" minOccurs="0"/>
                                <element name="beamType" type="beamType" minOccurs="0"/>
                                <element name="beamAzimuth" type="beamAzimuth" minOccurs="0"/>
                                <element name="beamTilt" type="beamTilt" minOccurs="0"/>
                                <element name="beamHorizWidth" type="beamHorizWidth" minOccurs="0"/>
                                <element name="beamVertWidth" type="beamVertWidth" minOccurs="0"/>
                            </all>
                        </complexType>
                    </element>
                    <choice minOccurs="0" maxOccurs="unbounded">
                        <element ref="xn:MeasurementControl"/>
                    </choice>
                    <choice minOccurs="0" maxOccurs="unbounded">
                        <element ref="xn:VsDataContainer"/>
                    </choice>
                    <choice minOccurs="0" maxOccurs="1">
                        <element ref="sp:EnergySavingProperties"/>
                    </choice>
                </sequence>
            </extension>
        </complexContent>
    </complexType>
</element>

```



```

        <element ref="sp:ESPolicies"/>
      </choice>
    </sequence>
  </extension>
</complexContent>
</complexType>
</element>
<element name="EP_E1">
  <complexType>
    <complexContent>
      <extension base="xn:NrmClass">
        <sequence>
          <element name="attributes" minOccurs="0">
            <complexType>
              <all>
                <!-- Inherited attributes from EP_RP -->
                <element name="farEndEntity" type="xn:dn" minOccurs="0"/>
                <element name="userLabel" type="string" minOccurs="0"/>
                <!-- End of inherited attributes from EP_RP -->
                <element name="localAddress" type="nn:LocalEndPoint" minOccurs="0"/>
                <element name="remoteAddress" type="nn:RemoteEndPoint" minOccurs="0"/>
              </all>
            </complexType>
          </element>
          <choice minOccurs="0" maxOccurs="unbounded">
            <element ref="xn:VsDataContainer"/>
          </choice>
        </sequence>
      </extension>
    </complexContent>
  </complexType>
</element>
<element name="EP_XnC">
  <complexType>
    <complexContent>
      <extension base="xn:NrmClass">
        <sequence>
          <element name="attributes" minOccurs="0">
            <complexType>
              <all>
                <!-- Inherited attributes from EP_RP -->
                <element name="farEndEntity" type="xn:dn" minOccurs="0"/>
                <element name="userLabel" type="string" minOccurs="0"/>
                <!-- End of inherited attributes from EP_RP -->
                <element name="localAddress" type="nn:LocalEndPoint" minOccurs="0"/>
                <element name="remoteAddress" type="nn:RemoteEndPoint" minOccurs="0"/>
              </all>
            </complexType>
          </element>
          <choice minOccurs="0" maxOccurs="unbounded">
            <element ref="xn:VsDataContainer"/>
          </choice>
        </sequence>
      </extension>
    </complexContent>
  </complexType>
</element>
<element name="EP_XnU">
  <complexType>
    <complexContent>
      <extension base="xn:NrmClass">
        <sequence>
          <element name="attributes" minOccurs="0">
            <complexType>
              <all>
                <!-- Inherited attributes from EP_RP -->
                <element name="farEndEntity" type="xn:dn" minOccurs="0"/>
                <element name="userLabel" type="string" minOccurs="0"/>
                <!-- End of inherited attributes from EP_RP -->
                <element name="localAddress" type="nn:LocalEndPoint" minOccurs="0"/>
                <element name="remoteAddress" type="nn:RemoteEndPoint" minOccurs="0"/>
              </all>
            </complexType>
          </element>
          <choice minOccurs="0" maxOccurs="unbounded">
            <element ref="xn:VsDataContainer"/>
          </choice>
        </sequence>
      </extension>
    </complexContent>
  </complexType>
</element>

```

```

    </extension>
  </complexContent>
</complexType>
</element>
<element name="EP_NgC">
  <complexType>
    <complexContent>
      <extension base="xn:NrmClass">
        <sequence>
          <element name="attributes" minOccurs="0">
            <complexType>
              <all>
                <!-- Inherited attributes from EP_RP -->
                <element name="farEndEntity" type="xn:dn" minOccurs="0"/>
                <element name="userLabel" type="string" minOccurs="0"/>
                <!-- End of inherited attributes from EP_RP -->
                <element name="localAddress" type="nn:LocalEndPoint" minOccurs="0"/>
                <element name="remoteAddress" type="nn:RemoteEndPoint" minOccurs="0"/>
              </all>
            </complexType>
          </element>
          <choice minOccurs="0" maxOccurs="unbounded">
            <element ref="xn:VsDataContainer"/>
          </choice>
        </sequence>
      </extension>
    </complexContent>
  </complexType>
</element>
<element name="EP_NgU">
  <complexType>
    <complexContent>
      <extension base="xn:NrmClass">
        <sequence>
          <element name="attributes" minOccurs="0">
            <complexType>
              <all>
                <!-- Inherited attributes from EP_RP -->
                <element name="farEndEntity" type="xn:dn" minOccurs="0"/>
                <element name="userLabel" type="string" minOccurs="0"/>
                <!-- End of inherited attributes from EP_RP -->
                <element name="localAddress" type="nn:LocalEndPoint" minOccurs="0"/>
                <element name="remoteAddress" type="nn:RemoteEndPoint" minOccurs="0"/>
              </all>
            </complexType>
          </element>
          <choice minOccurs="0" maxOccurs="unbounded">
            <element ref="xn:VsDataContainer"/>
          </choice>
        </sequence>
      </extension>
    </complexContent>
  </complexType>
</element>
<element name="EP_F1C">
  <complexType>
    <complexContent>
      <extension base="xn:NrmClass">
        <sequence>
          <element name="attributes" minOccurs="0">
            <complexType>
              <all>
                <!-- Inherited attributes from EP_RP -->
                <element name="farEndEntity" type="xn:dn" minOccurs="0"/>
                <element name="userLabel" type="string" minOccurs="0"/>
                <!-- End of inherited attributes from EP_RP -->
                <element name="localAddress" type="nn:LocalEndPoint" minOccurs="0"/>
                <element name="remoteAddress" type="nn:RemoteEndPoint" minOccurs="0"/>
              </all>
            </complexType>
          </element>
          <choice minOccurs="0" maxOccurs="unbounded">
            <element ref="xn:VsDataContainer"/>
          </choice>
        </sequence>
      </extension>
    </complexContent>
  </complexType>
</element>

```

```

</element>
<element name="EP_F1U">
  <complexType>
    <complexContent>
      <extension base="xn:NrmClass">
        <sequence>
          <element name="attributes" minOccurs="0">
            <complexType>
              <all>
                <!-- Inherited attributes from EP_RP -->
                <element name="farEndEntity" type="xn:dn" minOccurs="0"/>
                <element name="userLabel" type="string" minOccurs="0"/>
                <!-- End of inherited attributes from EP_RP -->
                <element name="localAddress" type="nn:LocalEndPoint" minOccurs="0"/>
                <element name="remoteAddress" type="nn:RemoteEndPoint" minOccurs="0"/>
              </all>
            </complexType>
          </element>
          <choice minOccurs="0" maxOccurs="unbounded">
            <element ref="xn:VsDataContainer"/>
          </choice>
        </sequence>
      </extension>
    </complexContent>
  </complexType>
</element>
<element name="EP_S1U">
  <complexType>
    <complexContent>
      <extension base="xn:NrmClass">
        <sequence>
          <element name="attributes" minOccurs="0">
            <complexType>
              <all>
                <!-- Inherited attributes from EP_RP -->
                <element name="farEndEntity" type="xn:dn" minOccurs="0"/>
                <element name="userLabel" type="string" minOccurs="0"/>
                <!-- End of inherited attributes from EP_RP -->
                <element name="localAddress" type="nn:LocalEndPoint" minOccurs="0"/>
                <element name="remoteAddress" type="nn:RemoteEndPoint" minOccurs="0"/>
              </all>
            </complexType>
          </element>
          <choice minOccurs="0" maxOccurs="unbounded">
            <element ref="xn:VsDataContainer"/>
          </choice>
        </sequence>
      </extension>
    </complexContent>
  </complexType>
</element>
<element name="EP_X2C">
  <complexType>
    <complexContent>
      <extension base="xn:NrmClass">
        <sequence>
          <element name="attributes" minOccurs="0">
            <complexType>
              <all>
                <!-- Inherited attributes from EP_RP -->
                <element name="farEndEntity" type="xn:dn" minOccurs="0"/>
                <element name="userLabel" type="string" minOccurs="0"/>
                <!-- End of inherited attributes from EP_RP -->
                <element name="localAddress" type="nn:LocalEndPoint" minOccurs="0"/>
                <element name="remoteAddress" type="nn:RemoteEndPoint" minOccurs="0"/>
              </all>
            </complexType>
          </element>
          <choice minOccurs="0" maxOccurs="unbounded">
            <element ref="xn:VsDataContainer"/>
          </choice>
        </sequence>
      </extension>
    </complexContent>
  </complexType>
</element>
<element name="EP_X2U">
  <complexType>

```

```

<complexContent>
  <extension base="xn:NrmClass">
    <sequence>
      <element name="attributes" minOccurs="0">
        <complexType>
          <all>
            <!-- Inherited attributes from EP_RP -->
            <element name="farEndEntity" type="xn:dn" minOccurs="0"/>
            <element name="userLabel" type="string" minOccurs="0"/>
            <!-- End of inherited attributes from EP_RP -->
            <element name="localAddress" type="nn:LocalEndPoint" minOccurs="0"/>
            <element name="remoteAddress" type="nn:RemoteEndPoint" minOccurs="0"/>
          </all>
        </complexType>
      </element>
      <choice minOccurs="0" maxOccurs="unbounded">
        <element ref="xn:VsDataContainer"/>
      </choice>
    </sequence>
  </extension>
</complexContent>
</complexType>
</element>
<element name="NRCellRelation">
  <complexType>
    <complexContent>
      <extension base="xn:NrmClass">
        <sequence>
          <element name="attributes">
            <complexType>
              <all>
                <!-- Inherited attributes from Top_ -->
                <element name="id" type="string" />
                <!--End of inherited attributes from Top_ -->
                <element name="nRTCI" type="nn:Nrtci"/>
                <element name="cellIndividualOffset" type="en:CellIndividualOffset"/>
                <element name="nRFreqRelationRef" type="xn:dn" minOccurs="0"/>
                <element name="adjacentNRCellRef" type="xn:dn" minOccurs="0"/>
                <element name="isRemoveAllowed" type="boolean" minOccurs="0"/>
                <element name="isHOAllowed" type="boolean" minOccurs="0"/>
                <element name="isESCoveredBy" type="nn:isESCoveredBy" minOccurs="0"/>
                <element name="isENDCAAllowed" type="boolean" minOccurs="0"/>
              </all>
            </complexType>
          </element>
          <choice minOccurs="0" maxOccurs="unbounded">
            <element ref="xn:VsDataContainer"/>
          </choice>
          <choice minOccurs="0" maxOccurs="1">
            <element ref="sp:EnergySavingProperties"/>
            <element ref="sp:ESPolicies"/>
          </choice>
          <choice minOccurs="0" maxOccurs="unbounded">
            <element ref="xn:MeasurementControl"/>
          </choice>
        </sequence>
      </extension>
    </complexContent>
  </complexType>
</element>
<element name="NRFreqRelation">
  <complexType>
    <complexContent>
      <extension base="xn:NrmClass">
        <sequence>
          <element name="attributes">
            <complexType>
              <all>
                <!-- Inherited attributes from Top_ -->
                <element name="id" type="string" />
                <!--End of inherited attributes from Top_ -->
                <element name="offsetMO" type="en:qOffsetRangeList"/>
                <element name="blackListEntry" type="en:blackListEntry" minOccurs="0"/>
                <element name="blackListEntryIdleMode" type="en:blackListEntryIdleMode"
minOccurs="0"/>
                <element name="cellReselectionPriority" type="en:cellReselectionPriority"/>
              </all>
            </complexType>
          </element>
        </sequence>
      </extension>
    </complexContent>
  </complexType>
</element>

```

```

        <element name="cellReselectionSubPriority"
type="en:cellReselectionSubPriority"/>
        <element name="pMax" type="en:PMaxRangeType" minOccurs="0"/>
        <element name="qOffserFreq" type="nn:qOffserFreq" minOccurs="0"/>
        <element name="qQualMin" type="en:qQualMin" minOccurs="0"/>
        <element name="qRxLevMin" type="en:qRxLevMin" minOccurs="0"/>
        <element name="threshXHighP" type="en:threshxhighp" minOccurs="0"/>
        <element name="threshXHighQ" type="en:threshxhighq" minOccurs="0"/>
        <element name="threshXLowP" type="en:threshxlowp" minOccurs="0"/>
        <element name="threshXLowQ" type="en:threshxlowp" minOccurs="0"/>
        <element name="tReselectionNr" type="nn:Treselectionnr" minOccurs="0"/>
        <element name="tReselectionNRSfHigh" type="nn:Treselectionnrshigh"
minOccurs="0"/>
        <element name="tReselectionNRSfMedium" type="nn:Treselectionnrshmedium"
minOccurs="0"/>
        <element name="nRFrequencyRef" type="xn:dn" minOccurs="0"/>
    </all>
</complexType>
</element>
<choice minOccurs="0" maxOccurs="unbounded">
    <element ref="xn:VsDataContainer"/>
</choice>
<choice minOccurs="0" maxOccurs="unbounded">
    <element ref="xn:MeasurementControl"/>
</choice>
<choice minOccurs="0" maxOccurs="1">
    <element ref="sp:EnergySavingProperties"/>
    <element ref="sp:ESPolicies"/>
</choice>
</sequence>
</extension>
</complexContent>
</complexType>
</element>
<element name="ExternalNRCellCU">
    <complexType>
        <complexContent>
            <extension base="xn:NrmClass">
                <sequence>
                    <element name="attributes">
                        <complexType>
                            <all>
                                <!-- Inherited attributes from ManagedFunction -->
                                <element name="userLabel" type="string" minOccurs="0"/>
                                <element name="vnfParametersList" type="xn:vnfParametersListType"
minOccurs="0"/>
                                <element name="peeParametersList" type="xn:peeParametersListType"
minOccurs="0"/>
                                <element name="priority" type="integer" minOccurs="0"/>
                                <element name="measurements" type="xn:MeasurementTypesAndGPsList"
minOccurs="0"/>
                                <!--End of inherited attributes from ManagedFunction -->
                                <element name="nCGI" type="nn:Ncgi"/>
                                <element name="pLMNIdList" type="en:PLMNIdList"/>
                                <element name="nRPCI" type="nn:Nrpcci" minOccurs="0"/>
                                <element name="nRFrequencyRef" type="xn:dn" minOccurs="0"/>
                            </all>
                        </complexType>
                    </element>
                    <choice minOccurs="0" maxOccurs="unbounded">
                        <element ref="xn:VsDataContainer"/>
                    </choice>
                    <choice minOccurs="0" maxOccurs="unbounded">
                        <element ref="xn:MeasurementControl"/>
                    </choice>
                    <choice minOccurs="0" maxOccurs="1">
                        <element ref="sp:EnergySavingProperties"/>
                        <element ref="sp:ESPolicies"/>
                    </choice>
                </sequence>
            </extension>
        </complexContent>
    </complexType>
</element>
<element name="ExternalGNBCUCPFunction" substitutionGroup="xn:SubNetworkOptionallyContainedNrmClass"
">
    <complexType>
        <complexContent>

```

```

    <extension base="xn:NrmClass">
    <sequence>
      <element name="attributes">
        <complexType>
          <all>
            <!-- Inherited attributes from ManagedFunction -->
            <element name="userLabel" type="string" minOccurs="0"/>
            <element name="vnfParametersList" type="xn:vnfParametersListType"
minOccurs="0"/>
            <element name="peeParametersList" type="xn:peeParametersListType"
minOccurs="0"/>
            <element name="priority" type="integer" minOccurs="0"/>
            <element name="measurements" type="xn:MeasurementTypesAndGPsList"
minOccurs="0"/>
            <!--End of inherited attributes from ManagedFunction -->
            <element name="gnbId" type="nn:GnbId" />
            <element name="gnbIdLength" type="nn:GnbIdLength"/>
            <element name="pLMNId" type="en:PLMNId" />
          </all>
        </complexType>
      </element>
      <choice minOccurs="0" maxOccurs="unbounded">
        <element ref="xn:VsDataContainer"/>
      </choice>
      <choice minOccurs="0" maxOccurs="unbounded">
        <element ref="xn:MeasurementControl"/>
      </choice>
      <choice minOccurs="0" maxOccurs="1">
        <element ref="sp:EnergySavingProperties"/>
        <element ref="sp:ESPolicies"/>
      </choice>
    </sequence>
  </extension>
</complexType>
</element>
<element name="RRMPolicy_">
  <complexType>
    <complexContent>
      <extension base="xn:NrmClass">
        <sequence>
          <element name="attributes">
            <complexType>
              <all>
                <element name="resourceType" type="ResourceType" />
                <element name="rRMPolicyMemberList" type="PLMNInfoListType"/>
              </all>
            </complexType>
          </element>
        </sequence>
      </extension>
    </complexContent>
  </complexType>
</element>
<element name="RRMPolicyRatio">
  <complexType>
    <complexContent>
      <extension base="RRMPolicy_">
        <sequence>
          <element name="attributes">
            <complexType>
              <all>
                <element name="rRMPolicyMaxRatio" type="integer" minOccurs="1"/>
                <element name="rRMPolicyMinRatio" type="integer" minOccurs="1"/>
                <element name="rRMPolicyDedicatedRatio" type="integer" minOccurs="0"/>
              </all>
            </complexType>
          </element>
          <choice minOccurs="0" maxOccurs="unbounded">
            <element ref="xn:VsDataContainer"/>
          </choice>
          <choice minOccurs="0" maxOccurs="1">
            <element ref="sp:EnergySavingProperties"/>
            <element ref="sp:ESPolicies"/>
          </choice>
        </sequence>
      </extension>
    </complexContent>
  </complexType>
</element>

```

```

        </complexContent>
      </complexType>
    </element>
    <element name="NRFfrequency" substitutionGroup="xn:SubNetworkOptionallyContainedNrmClass">
      <complexType>
        <complexContent>
          <extension base="xn:NrmClass">
            <sequence>
              <element name="attributes">
                <complexType>
                  <all>
                    <!-- Inherited attributes from ManagedFunction -->
                    <element name="userLabel" type="string" minOccurs="0"/>
                    <element name="vnfParametersList" type="xn:vnfParametersListType"
minOccurs="0"/>
                    <element name="peeParametersList" type="xn:peeParametersListType"
minOccurs="0"/>
                    <element name="priority" type="integer" minOccurs="0"/>
                    <element name="measurements" type="xn:MeasurementTypesAndGPsList"
minOccurs="0"/>
                    <!--End of inherited attributes from ManagedFunction -->
                    <element name="absoluteFrequencySSB" type="nn:AbsoluteFrequencySSB"
minOccurs="0"/>
                    <element name="sbsSubCarrierSpacing" type="nn:SbsSubCarrierSpacing"
minOccurs="0"/>
                    <element name="multiFrequencyBandListNR" type="nn:MultiFrequencyBandListNR"
minOccurs="0"/>
                  </all>
                </complexType>
              </element>
              <choice minOccurs="0" maxOccurs="unbounded">
                <element ref="xn:VsDataContainer"/>
              </choice>
              <choice minOccurs="0" maxOccurs="1">
                <element ref="sp:EnergySavingProperties"/>
                <element ref="sp:ESPolicies"/>
              </choice>
              <choice minOccurs="0" maxOccurs="unbounded">
                <element ref="xn:MeasurementControl"/>
              </choice>
            </sequence>
          </extension>
        </complexContent>
      </complexType>
    </element>
    <element name="MappingSetIDBackhaulAddress">
      <complexType>
        <complexContent>
          <extension base="xn:NrmClass">
            <sequence>
              <element name="attributes">
                <complexType>
                  <all>
                    <element name="setID" type="nn:SetID" />
                    <element name="backhaulAddress" type="BackhaulAddress" minOccurs="0"/>
                  </all>
                </complexType>
              </element>
            </sequence>
          </extension>
        </complexContent>
      </complexType>
    </element>
    <element name="BackhaulAddress">
      <complexType>
        <complexContent>
          <extension base="xn:NrmClass">
            <sequence>
              <element name="attributes">
                <complexType>
                  <all>
                    <element name="gNBID" type="nn:GnbID" />
                    <element name="TAI" type="TAI" minOccurs="0"/>
                  </all>
                </complexType>
              </element>
            </sequence>
          </extension>
        </complexContent>
      </complexType>
    </element>

```

```

        </complexContent>
      </complexType>
    </element>
  <element name="TAI">
    <complexType>
      <complexContent>
        <extension base="xn:NrmClass">
          <sequence>
            <element name="attributes">
              <complexType>
                <all>
                  <element name="nRTac" type="nn:NrTac" />
                  <element name="pLMNId" type="en:PLMNId" />
                </all>
              </complexType>
            </element>
          </sequence>
        </extension>
      </complexContent>
    </complexType>
  </element>
  <element name="DANRManagementFunction">
    <complexType>
      <complexContent>
        <extension base="xn:NrmClass">
          <sequence>
            <element name="attributes">
              <complexType>
                <all>
                  <element name="intrasystemANRManagementSwitch" type="boolean" minOccurs="0"/>
                  <element name="intrasystemANRManagementSwitch" type="beamType" minOccurs="0"/>
                </all>
              </complexType>
            </element>
          </sequence>
        </extension>
      </complexContent>
    </complexType>
  </element>
  <element name="DESManagementFunction">
    <complexType>
      <complexContent>
        <extension base="xn:NrmClass">
          <sequence>
            <element name="attributes">
              <complexType>
                <all>
                  <element name="desSwitch" type="boolean" minOccurs="0"/>
                  <element name="intraRatEsActivationOriginalCellLoadParameters"
type="IntraRatEsActivationOriginalCellLoadParameters" minOccurs="0"/>
                  <element name="intraRatEsActivationCandidateCellsLoadParameters"
type="IntraRatEsActivationCandidateCellsLoadParameters" minOccurs="0"/>
                  <element name="intraRatEsDeactivationCandidateCellsLoadParameters"
type="IntraRatEsDeactivationCandidateCellsLoadParameters" minOccurs="0"/>
                  <element name="esNotAllowedTimePeriod" type="EsNotAllowedTimePeriod"
minOccurs="0"/>
                  <element name="interRatEsActivationOriginalCellParameters"
type="InterRatEsActivationOriginalCellParameters" minOccurs="0"/>
                  <element name="interRatEsActivationCandidateCellParameters"
type="InterRatEsActivationCandidateCellParameters" minOccurs="0"/>
                  <element name="interRatEsDeactivationCandidateCellParameters"
type="InterRatEsDeactivationCandidateCellParameters" minOccurs="0"/>
                  <element name="energySavingState" type="energySavingState" minOccurs="0"/>
                  <element name="isProbingCapable" type="isProbingCapable" minOccurs="0"/>
                </all>
              </complexType>
            </element>
          </sequence>
        </extension>
      </complexContent>
    </complexType>
  </element>
  <element name="IntraRatEsActivationOriginalCellLoadParameters">
    <complexType>
      <complexContent>
        <extension base="xn:NrmClass">
          <sequence>

```



```

    <element name="attributes">
      <complexType>
        <all>
          <element name="loadThreshold" type="loadThreshold" minOccurs="0"/>
          <element name="timeDuration" type="timeDuration" minOccurs="0"/>
        </all>
      </complexType>
    </element>
  </sequence>
</extension>
</complexContent>
</complexType>
</element>
<element name="IntraRatEsActivationCandidateCellsLoadParameters">
  <complexType>
    <complexContent>
      <extension base="xn:NrmClass">
        <sequence>
          <element name="attributes">
            <complexType>
              <all>
                <element name="loadThreshold" type="loadThreshold" minOccurs="0"/>
                <element name="timeDuration" type="timeDuration" minOccurs="0"/>
              </all>
            </complexType>
          </element>
        </sequence>
      </extension>
    </complexContent>
  </complexType>
</element>
<element name="IntraRatEsDeactivationCandidateCellsLoadParameters">
  <complexType>
    <complexContent>
      <extension base="xn:NrmClass">
        <sequence>
          <element name="attributes">
            <complexType>
              <all>
                <element name="loadThreshold" type="loadThreshold" minOccurs="0"/>
                <element name="timeDuration" type="timeDuration" minOccurs="0"/>
              </all>
            </complexType>
          </element>
        </sequence>
      </extension>
    </complexContent>
  </complexType>
</element>
<element name="EsNotAllowedTimePeriod">
  <complexType>
    <complexContent>
      <extension base="xn:NrmClass">
        <sequence>
          <element name="attributes">
            <complexType>
              <all>
                <element name="startTimeandendTime" type="nn:startTimeandendTime" />
                <element name="periodOfDay" type="nn:startTimeandendTime" />
                <element name="daysOfWeekList" type="en:daysOfWeekList" />
                <element name="listoftimeperiods" type="en:listoftimeperiods" />
              </all>
            </complexType>
          </element>
        </sequence>
      </extension>
    </complexContent>
  </complexType>
</element>
<element name="InterRatEsActivationOriginalCellParameters">
  <complexType>
    <complexContent>
      <extension base="xn:NrmClass">
        <sequence>
          <element name="attributes">
            <complexType>
              <all>

```

```

        <element name="loadThreshold" type="loadThreshold" minOccurs="0"/>
        <element name="timeDuration" type="timeDuration" minOccurs="0"/>
    </all>
</complexType>
</element>
</sequence>
</extension>
</complexContent>
</complexType>
</element>
<element name="InterRatEsActivationCandidateCellParameters">
    <complexType>
        <complexContent>
            <extension base="xn:NrmClass">
                <sequence>
                    <element name="attributes">
                        <complexType>
                            <all>
                                <element name="loadThreshold" type="loadThreshold" minOccurs="0"/>
                                <element name="timeDuration" type="timeDuration" minOccurs="0"/>
                            </all>
                        </complexType>
                    </element>
                </sequence>
            </extension>
        </complexContent>
    </complexType>
</element>
<element name="InterRatEsDeactivationCandidateCellParameters">
    <complexType>
        <complexContent>
            <extension base="xn:NrmClass">
                <sequence>
                    <element name="attributes">
                        <complexType>
                            <all>
                                <element name="loadThreshold" type="loadThreshold" minOccurs="0"/>
                                <element name="timeDuration" type="timeDuration" minOccurs="0"/>
                            </all>
                        </complexType>
                    </element>
                </sequence>
            </extension>
        </complexContent>
    </complexType>
</element>
<element name="DRACHOptimizationFunction">
    <complexType>
        <complexContent>
            <extension base="xn:NrmClass">
                <sequence>
                    <element name="attributes">
                        <complexType>
                            <all>
                                <element name="ueAccProbabilityDistlist" type="UeAccProbabilityDistlist"
minOccurs="0"/>
                                <element name="ueAccDelayProbabilityDistlist" type="UeAccDelayProbabilityDistlist"
minOccurs="0"/>
                                <element name="drachOptimizationControl" type="boolean" minOccurs="0"/>
                            </all>
                        </complexType>
                    </element>
                </sequence>
            </extension>
        </complexContent>
    </complexType>
</element>
<element name="DMROFunction">
    <complexType>
        <complexContent>
            <extension base="xn:NrmClass">
                <sequence>
                    <element name="attributes">
                        <complexType>
                            <all>
                                <element name="dmroControl" type="boolean" minOccurs="0"/>
                            </all>
                        </complexType>
                    </element>
                </sequence>
            </extension>
        </complexContent>
    </complexType>
</element>

```

```

        <element name="maximumDeviationHoTrigger" type="maximumDeviationHoTrigger"
minOccurs="0"/>
        <element name="minimumTimeBetweenHoTriggerChange"
type="minimumTimeBetweenHoTriggerChange" minOccurs="0"/>
        <element name="tstoreUEcntxt" type="tstoreUEcntxt" minOccurs="0"/>
    </all>
</complexType>
</element>
</sequence>
</extension>
</complexContent>
</complexType>
</element>
<element name="DPCIConfigurationFunction">
    <complexType>
        <complexContent>
            <extension base="xn:NrmClass">
                <sequence>
                    <element name="attributes">
                        <complexType>
                            <all>
                                <element name="nRPciList" type="NRPciList" minOccurs="0"/>
                                <element name="dPciConfigurationControl" type="boolean" minOccurs="0"/>
                            </all>
                        </complexType>
                    </element>
                </sequence>
            </extension>
        </complexContent>
    </complexType>
</element>
<element name="CPCIConfigurationFunction">
    <complexType>
        <complexContent>
            <extension base="xn:NrmClass">
                <sequence>
                    <element name="attributes">
                        <complexType>
                            <all>
                                <element name="cSonPciList" type="CSonPciList" minOccurs="0"/>
                                <element name="cPciConfigurationControl" type="boolean" minOccurs="0"/>
                            </all>
                        </complexType>
                    </element>
                </sequence>
            </extension>
        </complexContent>
    </complexType>
</element>
<element name="CESManagementFunction">
    <complexType>
        <complexContent>
            <extension base="xn:NrmClass">
                <sequence>
                    <element name="attributes">
                        <complexType>
                            <all>
                                <element name="cesSwitch" type="boolean" minOccurs="0"/>
                                <element name="energySavingState" type="energySavingState" minOccurs="0"/>
                                <element name="energySavingControl" type="energySavingControl" minOccurs="0"/>
                                <element name="intraRatEsActivationOriginalCellLoadParameters"
type="IntraRatEsActivationOriginalCellLoadParameters" minOccurs="0"/>
                                <element name="intraRatEsActivationCandidateCellsLoadParameters"
type="IntraRatEsActivationCandidateCellsLoadParameters" minOccurs="0"/>
                                <element name="intraRatEsDeactivationCandidateCellsLoadParameters"
type="IntraRatEsDeactivationCandidateCellsLoadParameters" minOccurs="0"/>
                                <element name="esNotAllowedTimePeriod" type="EsNotAllowedTimePeriod"
minOccurs="0"/>
                                <element name="interRatEsActivationOriginalCellParameters"
type="InterRatEsActivationOriginalCellParameters" minOccurs="0"/>
                                <element name="interRatEsActivationCandidateCellParameters"
type="InterRatEsActivationCandidateCellParameters" minOccurs="0"/>
                                <element name="interRatEsDeactivationCandidateCellParameters"
type="InterRatEsDeactivationCandidateCellParameters" minOccurs="0"/>
                            </all>
                        </complexType>
                    </element>
                </sequence>
            </extension>
        </complexContent>
    </complexType>
</element>

```

```

        </complexContent>
      </complexType>
    </element>
  <element name="IntraRatEsActivationOriginalCellLoadParameters">
    <complexType>
      <complexContent>
        <extension base="xn:NrmClass">
          <sequence>
            <element name="attributes">
              <complexType>
                <all>
                  <element name="loadThreshold" type="loadThreshold" minOccurs="0"/>
                  <element name="timeDuration" type="timeDuration" minOccurs="0"/>
                </all>
              </complexType>
            </element>
          </sequence>
        </extension>
      </complexContent>
    </complexType>
  </element>
  <element name="IntraRatEsActivationCandidateCellsLoadParameters">
    <complexType>
      <complexContent>
        <extension base="xn:NrmClass">
          <sequence>
            <element name="attributes">
              <complexType>
                <all>
                  <element name="loadThreshold" type="loadThreshold" minOccurs="0"/>
                  <element name="timeDuration" type="timeDuration" minOccurs="0"/>
                </all>
              </complexType>
            </element>
          </sequence>
        </extension>
      </complexContent>
    </complexType>
  </element>
  <element name="IntraRatEsDeactivationCandidateCellsLoadParameters">
    <complexType>
      <complexContent>
        <extension base="xn:NrmClass">
          <sequence>
            <element name="attributes">
              <complexType>
                <all>
                  <element name="loadThreshold" type="loadThreshold" minOccurs="0"/>
                  <element name="timeDuration" type="timeDuration" minOccurs="0"/>
                </all>
              </complexType>
            </element>
          </sequence>
        </extension>
      </complexContent>
    </complexType>
  </element>
  <element name="EsNotAllowedTimePeriod">
    <complexType>
      <complexContent>
        <extension base="xn:NrmClass">
          <sequence>
            <element name="attributes">
              <complexType>
                <all>
                  <element name="startTimeandendTime" type="nn:startTimeandendTime" />
                  <element name="periodOfDay" type="nn:startTimeandendTime" />
                  <element name="daysOfWeekList" type="en:daysOfWeekList" />
                  <element name="listoftimeperiods" type="en:listoftimeperiods" />
                </all>
              </complexType>
            </element>
          </sequence>
        </extension>
      </complexContent>
    </complexType>
  </element>

```

```
<element name="InterRatEsActivationOriginalCellParameters">
  <complexType>
    <complexContent>
      <extension base="xn:NrmClass">
        <sequence>
          <element name="attributes">
            <complexType>
              <all>
                <element name="loadThreshold" type="loadThreshold" minOccurs="0"/>
                <element name="timeDuration" type="timeDuration" minOccurs="0"/>
              </all>
            </complexType>
          </element>
        </sequence>
      </extension>
    </complexContent>
  </complexType>
</element>
<element name="InterRatEsActivationCandidateCellParameters">
  <complexType>
    <complexContent>
      <extension base="xn:NrmClass">
        <sequence>
          <element name="attributes">
            <complexType>
              <all>
                <element name="loadThreshold" type="loadThreshold" minOccurs="0"/>
                <element name="timeDuration" type="timeDuration" minOccurs="0"/>
              </all>
            </complexType>
          </element>
        </sequence>
      </extension>
    </complexContent>
  </complexType>
</element>
<element name="InterRatEsDeactivationCandidateCellParameters">
  <complexType>
    <complexContent>
      <extension base="xn:NrmClass">
        <sequence>
          <element name="attributes">
            <complexType>
              <all>
                <element name="loadThreshold" type="loadThreshold" minOccurs="0"/>
                <element name="timeDuration" type="timeDuration" minOccurs="0"/>
              </all>
            </complexType>
          </element>
        </sequence>
      </extension>
    </complexContent>
  </complexType>
</element>
</schema>
```

---

# Annex D (normative): OpenAPI definition of the NR NRM

## D.1 General

This annex contains the OpenAPI definition of the NR NRM in YAML format.

The Information Service (IS) of the NR NRM is defined in clause 4.

Mapping rules to produce the OpenAPI definition based on the IS are defined in 3GPP TS 32.160 [47].

---

## D.2 Void

---

## D.3 Void

---

## D.4 Solution Set (SS) definitions

### D.4.1 Void

### D.4.2 Void

### D.4.3 OpenAPI document "TS28541\_NrNrm.yaml"

```
openapi: 3.0.1
info:
  title: NR NRM
  version: 16.18.0
  description: >-
    OAS 3.0.1 specification of the NR NRM
    © 2023, 3GPP Organizational Partners (ARIB, ATIS, CCSA, ETSI, TSDSI, TTA, TTC).
    All rights reserved.
externalDocs:
  description: 3GPP TS 28.541; 5G NRM, NR NRM
  url: http://www.3gpp.org/ftp/Specs/archive/28_series/28.541/
paths: {}
components:
  schemas:
```

#----- Definition of types-----

```
GnbId:
  type: string
GnbIdLength:
  type: integer
  minimum: 22
  maximum: 32
GnbName:
  type: string
  maxLength: 150
GnbDuId:
  type: number
  minimum: 0
  maximum: 68719476735
GnbCuUpId:
```

```
    type: number
    minimum: 0
    maximum: 68719476735

Sst:
  type: integer
  maximum: 255
Snssai:
  type: object
  properties:
    sst:
      $ref: '#/components/schemas/Sst'
    sd:
      type: string
      pattern: '^[A-Za-f0-9]{6}$'

PlmnIdList:
  type: array
  items:
    $ref: 'TS28623_ComDefs.yaml#/components/schemas/PlmnId'
PlmnInfo:
  type: object
  properties:
    plmnId:
      $ref: 'TS28623_ComDefs.yaml#/components/schemas/PlmnId'
    snssai:
      $ref: '#/components/schemas/Snssai'
PlmnInfoList:
  type: array
  items:
    $ref: '#/components/schemas/PlmnInfo'
GGnbId:
  type: string
  pattern: '^[0-9]{3}[0-9]{2,3}-(22|23|24|25|26|27|28|29|30|31|32)-[0-9]{1,10}'
GENbId:
  type: string
  pattern: '^[0-9]{3}[0-9]{2,3}-(18|20|21|22)-[0-9]{1,7}'

GGnbIdList:
  type: array
  items:
    $ref: '#/components/schemas/GGnbId'

GENbIdList:
  type: array
  items:
    $ref: '#/components/schemas/GENbId'

NrPci:
  type: integer
  maximum: 503

BackhaulAddress:
  type: object
  properties:
    gnbId:
      $ref: '#/components/schemas/GnbId'
    tai:
      $ref: "TS28623_GenericNrm.yaml#/components/schemas/Tai"
MappingSetIDBackhaulAddress:
  type: object
  properties:
    setID:
      type: integer
    backhaulAddress:
      $ref: '#/components/schemas/BackhaulAddress'
IntraRatEsActivationOriginalCellLoadParameters:
  type: object
  properties:
    loadThreshold:
      type: integer
    timeDuration:
      type: integer
IntraRatEsActivationCandidateCellsLoadParameters:
  type: object
  properties:
    loadThreshold:
      type: integer
```

```
    timeDuration:
      type: integer
  IntraRatEsDeactivationCandidateCellsLoadParameters:
    type: object
    properties:
      loadThreshold:
        type: integer
      timeDuration:
        type: integer
  EsNotAllowedTimePeriod:
    type: object
    properties:
      startTimeandendTime:
        type: string
      periodOfDay:
        type: string
      daysOfWeekList:
        type: string
      listoftimeperiods:
        type: string
  InterRatEsActivationOriginalCellParameters:
    type: object
    properties:
      loadThreshold:
        type: integer
      timeDuration:
        type: integer
  InterRatEsActivationCandidateCellParameters:
    type: object
    properties:
      loadThreshold:
        type: integer
      timeDuration:
        type: integer
  InterRatEsDeactivationCandidateCellParameters:
    type: object
    properties:
      loadThreshold:
        type: integer
      timeDuration:
        type: integer

  UeAccProbabilityDist:
    type: object
    properties:
      targetProbability:
        type: integer
      numberOfpreamblesent:
        type: integer

  UeAccDelayProbabilityDist:
    type: object
    properties:
      targetProbability:
        type: integer
      accessdelay:
        type: integer

  NRPCIList:
    type: array
    items:
      $ref: '#/components/schemas/NrPci'
    minItems: 0
    maxItems: 1007

  CSonPCIList:
    type: array
    items:
      $ref: '#/components/schemas/NrPci'
    minItems: 1
    maxItems: 100

  MaximumDeviationHoTrigger:
    type: integer
    minimum: -20
    maximum: 20

  MinimumTimeBetweenHoTriggerChange:
```



```
    type: integer
    minimum: 0
    maximum: 604800

TstoreUEcntxt:
  type: integer
  minimum: 0
  maximum: 1023

CellState:
  type: string
  enum:
    - IDLE
    - INACTIVE
    - ACTIVE
CyclicPrefix:
  type: string
  enum:
    - '15'
    - '30'
    - '60'
    - '120'
TxDirection:
  type: string
  enum:
    - DL
    - UL
    - DL and UL
BwpContext:
  type: string
  enum:
    - DL
    - UL
    - SUL
IsInitialBwp:
  type: string
  enum:
    - INITIAL
    - OTHER
    - SUL

IsESCoveredBy:
  type: string
  enum:
    - NO
    - PARTIAL
    - FULL
RrmPolicyMember:
  type: object
  properties:
    plmnId:
      $ref: 'TS28623_ComDefs.yaml#/components/schemas/PlmnId'
    snssai:
      $ref: '#/components/schemas/Snssai'
RrmPolicyMemberList:
  type: array
  items:
    $ref: '#/components/schemas/RrmPolicyMember'
AddressWithVlan:
  type: object
  properties:
    ipv4Address:
      $ref: 'TS28623_ComDefs.yaml#/components/schemas/Ipv4Addr'
    ipv6Address:
      $ref: 'TS28623_ComDefs.yaml#/components/schemas/Ipv6Addr'
    vlanId:
      type: integer
      minimum: 0
      maximum: 4096
LocalAddress:
  type: object
  properties:
    addressWithVlan:
      $ref: '#/components/schemas/AddressWithVlan'
    port:
      type: integer
      minimum: 0
      maximum: 65535
```

```
RemoteAddress:
  type: object
  properties:
    ipv4Address:
      $ref: 'TS28623_ComDefs.yaml#/components/schemas/Ipv4Addr'
    ipv6Address:
      $ref: 'TS28623_ComDefs.yaml#/components/schemas/Ipv6Addr'

CellIndividualOffset:
  type: object
  properties:
    rsrpOffsetSSB:
      type: integer
    rsrqOffsetSSB:
      type: integer
    sinrOffsetSSB:
      type: integer
    rsrpOffsetCSI-RS:
      type: integer
    rsrqOffsetCSI-RS:
      type: integer
    sinrOffsetCSI-RS:
      type: integer
QOffsetRange:
  type: integer
  enum:
    - -24
    - -22
    - -20
    - -18
    - -16
    - -14
    - -12
    - -10
    - -8
    - -6
    - -5
    - -4
    - -3
    - -2
    - -1
    - 0
    - 24
    - 22
    - 20
    - 18
    - 16
    - 14
    - 12
    - 10
    - 8
    - 6
    - 5
    - 4
    - 3
    - 2
    - 1

QOffsetRangeList:
  type: object
  properties:
    rsrpOffsetSSB:
      $ref: '#/components/schemas/QOffsetRange'
    rsrqOffsetSSB:
      $ref: '#/components/schemas/QOffsetRange'
    sinrOffsetSSB:
      $ref: '#/components/schemas/QOffsetRange'
    rsrpOffsetCSI-RS:
      $ref: '#/components/schemas/QOffsetRange'
    rsrqOffsetCSI-RS:
      $ref: '#/components/schemas/QOffsetRange'
    sinrOffsetCSI-RS:
      $ref: '#/components/schemas/QOffsetRange'
QOffsetFreq:
  type: number
TReselectionNRSf:
  type: integer
  enum:
    - 25
```

```
- 50
- 75
- 100
SsbPeriodicity:
  type: integer
  enum:
    - 5
    - 10
    - 20
    - 40
    - 80
    - 160
SsbDuration:
  type: integer
  enum:
    - 1
    - 2
    - 3
    - 4
    - 5
SsbSubCarrierSpacing:
  type: integer
  enum:
    - 15
    - 30
    - 120
    - 240
CoverageShape:
  type: integer
  maximum: 65535
DigitalTilt:
  type: integer
  minimum: -900
  maximum: 900
DigitalAzimuth:
  type: integer
  minimum: -1800
  maximum: 1800

RSsetId:
  type: integer
  maximum: 4194303

RSsetType:
  type: string
  enum:
    - RS1
    - RS2

FrequencyDomainPara:
  type: object
  properties:
    rimRSSubcarrierSpacing:
      type: integer
    rIMRSBandwidth:
      type: integer
    nrofGlobalRIMRSFrequencyCandidates:
      type: integer
    rimRSCommonCarrierReferencePoint:
      type: integer
    rimRSStartingFrequencyOffsetIdList:
      type: array
      items:
        type: integer

SequenceDomainPara:
  type: object
  properties:
    nrofRIMRSSequenceCandidatesofRS1:
      type: integer
    rimRSScrambleIdListofRS1:
      type: array
      items:
        type: integer
    nrofRIMRSSequenceCandidatesofRS2:
      type: integer
    rimRSScrambleIdListofRS2:
      type: array
```

```
    items:
      type: integer
  enableEnoughNotEnoughIndication:
    type: string
  enum:
    - ENABLE
    - DISABLE
  RIMRSScrambleTimerMultiplier:
    type: integer
  RIMRSScrambleTimerOffset:
    type: integer

TimeDomainPara:
  type: object
  properties:
    dlULSwitchingPeriod1:
      type: string
      enum:
        - MS0P5
        - MS0P625
        - MS1
        - MS1P25
        - MS2
        - MS2P5
        - MS3
        - MS4
        - MS5
        - MS10
        - MS20
    symbolOffsetOfReferencePoint1:
      type: integer
    dlULSwitchingPeriod2:
      type: string
      enum:
        - MS0P5
        - MS0P625
        - MS1
        - MS1P25
        - MS2
        - MS2P5
        - MS3
        - MS4
        - MS5
        - MS10
        - MS20
    symbolOffsetOfReferencePoint2:
      type: integer
    totalnrOfSetIdofRS1:
      type: integer
    totalnrOfSetIdofRS2:
      type: integer
    nrOfConsecutiveRIMRS1:
      type: integer
    nrOfConsecutiveRIMRS2:
      type: integer
    consecutiveRIMRS1List:
      type: array
      items:
        type: integer
    consecutiveRIMRS2List:
      type: array
      items:
        type: integer
    enableNearFarIndicationRS1:
      type: string
      enum:
        - ENABLE
        - DISABLE
    enableNearFarIndicationRS2:
      type: string
      enum:
        - ENABLE
        - DISABLE

RimRSReportInfo:
  type: object
  properties:
    detectedSetID:
```

```

    type: integer
  propagationDelay:
    type: integer
  functionalityOfRIMRS:
    type: string
    enum:
      - RS1
      - RS2
      - RS1forEnoughMitigation
      - RS1forNotEnoughMitigation

RimRSReportConf:
  type: object
  properties:
    reportIndicator:
      type: string
      enum:
        - ENABLE
        - DISABLE
    reportInterval:
      type: integer
    nrofRIMRSReportInfo:
      type: integer
    maxPropagationDelay:
      type: integer
    rimRSReportInfoList:
      type: array
      items:
        $ref: '#/components/schemas/RimRSReportInfo'
TceMappingInfo:
  type: object
  properties:
    TceIPAddress:
      oneOf:
        - $ref: 'TS28623_ComDefs.yaml#/components/schemas/Ipv4Addr'
        - $ref: 'TS28623_ComDefs.yaml#/components/schemas/Ipv6Addr'
    TceID:
      type: integer
    PlmnTarget:
      $ref: 'TS28623_ComDefs.yaml#/components/schemas/PlmnId'
TceMappingInfoList:
  type: array
  items:
    $ref: '#/components/schemas/TceMappingInfo'

#----- Definition of abstract IOCs -----

RrmPolicy_Attr:
  type: object
  properties:
    resourceType:
      type: string
    rRMPolicyMemberList:
      $ref: '#/components/schemas/RrmPolicyMemberList'

#----- Definition of concrete IOCs -----

MnS:
  oneOf:
    - type: object
      properties:
        SubNetwork:
          $ref: '#/components/schemas/SubNetwork-Multiple'
    - type: object
      properties:
        ManagedElement:
          $ref: '#/components/schemas/ManagedElement-Multiple'

SubNetwork-Single:
  allOf:
    - $ref: 'TS28623_GenericNrm.yaml#/components/schemas/Top'
    - type: object
      properties:
        attributes:
          $ref: 'TS28623_GenericNrm.yaml#/components/schemas/SubNetwork-Attr'
    - $ref: 'TS28623_GenericNrm.yaml#/components/schemas/SubNetwork-ncO'

```

```

- type: object
  properties:
    SubNetwork:
      $ref: '#/components/schemas/SubNetwork-Multiple'
    ManagedElement:
      $ref: '#/components/schemas/ManagedElement-Multiple'
    NRFrequency:
      $ref: '#/components/schemas/NRFrequency-Multiple'
    ExternalGnbCuCpFunction:
      $ref: '#/components/schemas/ExternalGnbCuCpFunction-Multiple'
    ExternalENBFunction:
      $ref: '#/components/schemas/ExternalENBFunction-Multiple'
    EUTranFrequency:
      $ref: '#/components/schemas/EUTranFrequency-Multiple'
    DESManagementFunction:
      $ref: '#/components/schemas/DESManagementFunction-Single'
    DRACHOptimizationFunction:
      $ref: '#/components/schemas/DRACHOptimizationFunction-Single'
    DMROFunction:
      $ref: '#/components/schemas/DMROFunction-Single'
    DPCIConfigurationFunction:
      $ref: '#/components/schemas/DPCIConfigurationFunction-Single'
    CPCICongfigurationFunction:
      $ref: '#/components/schemas/CPCICongfigurationFunction-Single'
    CESManagementFunction:
      $ref: '#/components/schemas/CESManagementFunction-Single'
    Configurable5QISet:
      $ref: 'TS28541_5GcNrm.yaml#/components/schemas/Configurable5QISet-Multiple'
    RimRSGlobal:
      $ref: '#/components/schemas/RimRSGlobal-Single'
    Dynamic5QISet:
      $ref: 'TS28541_5GcNrm.yaml#/components/schemas/Dynamic5QISet-Multiple'

ManagedElement-Single:
  allOf:
    - $ref: 'TS28623_GenericNrm.yaml#/components/schemas/Top'
    - type: object
      properties:
        attributes:
          $ref: 'TS28623_GenericNrm.yaml#/components/schemas/ManagedElement-Attr'
    - $ref: 'TS28623_GenericNrm.yaml#/components/schemas/ManagedElement-ncO'
    - type: object
      properties:
        GnbDuFunction:
          $ref: '#/components/schemas/GnbDuFunction-Multiple'
        GnbCuUpFunction:
          $ref: '#/components/schemas/GnbCuUpFunction-Multiple'
        GnbCuCpFunction:
          $ref: '#/components/schemas/GnbCuCpFunction-Multiple'
        DESManagementFunction:
          $ref: '#/components/schemas/DESManagementFunction-Single'
        DRACHOptimizationFunction:
          $ref: '#/components/schemas/DRACHOptimizationFunction-Single'
        DMROFunction:
          $ref: '#/components/schemas/DMROFunction-Single'
        DPCIConfigurationFunction:
          $ref: '#/components/schemas/DPCIConfigurationFunction-Single'
        CPCICongfigurationFunction:
          $ref: '#/components/schemas/CPCICongfigurationFunction-Single'
        CESManagementFunction:
          $ref: '#/components/schemas/CESManagementFunction-Single'
        Configurable5QISet:
          $ref: 'TS28541_5GcNrm.yaml#/components/schemas/Configurable5QISet-Multiple'
        Dynamic5QISet:
          $ref: 'TS28541_5GcNrm.yaml#/components/schemas/Dynamic5QISet-Multiple'

GnbDuFunction-Single:
  allOf:
    - $ref: 'TS28623_GenericNrm.yaml#/components/schemas/Top'
    - type: object
      properties:
        attributes:
          allOf:
            - $ref: 'TS28623_GenericNrm.yaml#/components/schemas/ManagedFunction-Attr'
            - type: object
              properties:
                gnbDuId:
                  $ref: '#/components/schemas/GnbDuId'

```

```

    gnbDuName:
      $ref: '#/components/schemas/GnbName'
    gnbId:
      $ref: '#/components/schemas/GnbId'
    gnbIdLength:
      $ref: '#/components/schemas/GnbIdLength'
    rimRSReportConf:
      $ref: '#/components/schemas/RimRSReportConf'
  - $ref: 'TS28623_GenericNrm.yaml#/components/schemas/ManagedFunction-ncO'
  - type: object
  properties:
    RRMPolicyRatio:
      $ref: '#/components/schemas/RRMPolicyRatio-Multiple'
    NrCellDu:
      $ref: '#/components/schemas/NrCellDu-Multiple'
    Bwp-Multiple:
      $ref: '#/components/schemas/Bwp-Multiple'
    NrSectorCarrier-Multiple:
      $ref: '#/components/schemas/NrSectorCarrier-Multiple'
    EP_FL1C:
      $ref: '#/components/schemas/EP_FL1C-Single'
    EP_FL1U:
      $ref: '#/components/schemas/EP_FL1U-Multiple'
    DRACHOptimizationFunction:
      $ref: '#/components/schemas/DRACHOptimizationFunction-Single'
GnbCuUpFunction-Single:
  allOf:
  - $ref: 'TS28623_GenericNrm.yaml#/components/schemas/Top'
  - type: object
  properties:
    attributes:
      allOf:
      - $ref: 'TS28623_GenericNrm.yaml#/components/schemas/ManagedFunction-Attr'
      - type: object
      properties:
        gnbId:
          $ref: '#/components/schemas/GnbId'
        gnbIdLength:
          $ref: '#/components/schemas/GnbIdLength'
        gnbCuUpId:
          $ref: '#/components/schemas/GnbCuUpId'
        plmnInfoList:
          $ref: '#/components/schemas/PlmnInfoList'
        configurable5QISetRef:
          $ref: 'TS28623_ComDefs.yaml#/components/schemas/Dn'
        dynamic5QISetRef:
          $ref: 'TS28623_ComDefs.yaml#/components/schemas/Dn'
  - $ref: 'TS28623_GenericNrm.yaml#/components/schemas/ManagedFunction-ncO'
  - type: object
  properties:
    RRMPolicyRatio:
      $ref: '#/components/schemas/RRMPolicyRatio-Multiple'
    EP_E1:
      $ref: '#/components/schemas/EP_E1-Single'
    EP_XnU:
      $ref: '#/components/schemas/EP_XnU-Multiple'
    EP_FL1U:
      $ref: '#/components/schemas/EP_FL1U-Multiple'
    EP_NgU:
      $ref: '#/components/schemas/EP_NgU-Multiple'
    EP_X2U:
      $ref: '#/components/schemas/EP_X2U-Multiple'
    EP_S1U:
      $ref: '#/components/schemas/EP_S1U-Multiple'
GnbCuCpFunction-Single:
  allOf:
  - $ref: 'TS28623_GenericNrm.yaml#/components/schemas/Top'
  - type: object
  properties:
    attributes:
      allOf:
      - $ref: 'TS28623_GenericNrm.yaml#/components/schemas/ManagedFunction-Attr'
      - type: object
      properties:
        gnbId:
          $ref: '#/components/schemas/GnbId'
        gnbIdLength:
          $ref: '#/components/schemas/GnbIdLength'

```

```

    gnbCuName:
      $ref: '#/components/schemas/GnbName'
    plmnId:
      $ref: 'TS28623_ComDefs.yaml#/components/schemas/PlmnId'
    x2BlackList:
      $ref: '#/components/schemas/GGnbIdList'
    xnBlackList:
      $ref: '#/components/schemas/GGnbIdList'
    x2WhiteList:
      $ref: '#/components/schemas/GGnbIdList'
    xnWhiteList:
      $ref: '#/components/schemas/GGnbIdList'
    x2XnHOBlackList:
      $ref: '#/components/schemas/GENbIdList'
    mappingSetIDBackhaulAddress:
      $ref: '#/components/schemas/MappingSetIDBackhaulAddress'
    tceMappingInfoList:
      $ref: '#/components/schemas/TceMappingInfoList'
    configurable5QISetRef:
      $ref: 'TS28623_ComDefs.yaml#/components/schemas/Dn'
    dynamic5QISetRef:
      $ref: 'TS28623_ComDefs.yaml#/components/schemas/Dn'
- $ref: 'TS28623_GenericNrm.yaml#/components/schemas/ManagedFunction-ncO'
- type: object
properties:
  RRMPolicyRatio:
    $ref: '#/components/schemas/RRMPolicyRatio-Multiple'
  NrCellCu:
    $ref: '#/components/schemas/NrCellCu-Multiple'
  EP_XnC:
    $ref: '#/components/schemas/EP_XnC-Multiple'
  EP_E1:
    $ref: '#/components/schemas/EP_E1-Multiple'
  EP_F1C:
    $ref: '#/components/schemas/EP_F1C-Multiple'
  EP_NgC:
    $ref: '#/components/schemas/EP_NgC-Multiple'
  EP_X2C:
    $ref: '#/components/schemas/EP_X2C-Multiple'
  DANRManagementFunction:
    $ref: '#/components/schemas/DANRManagementFunction-Single'
  DESManagementFunction:
    $ref: '#/components/schemas/DESManagementFunction-Single'
  DMROFunction:
    $ref: '#/components/schemas/DMROFunction-Single'

NrCellCu-Single:
  allOf:
  - $ref: 'TS28623_GenericNrm.yaml#/components/schemas/Top'
  - type: object
    properties:
      attributes:
        allOf:
        - $ref: 'TS28623_GenericNrm.yaml#/components/schemas/ManagedFunction-Attr'
        - type: object
          properties:
            cellLocalId:
              type: integer
            plmnInfoList:
              $ref: '#/components/schemas/PlmnInfoList'
            nrFrequencyRef:
              $ref: 'TS28623_ComDefs.yaml#/components/schemas/Dn'
  - $ref: 'TS28623_GenericNrm.yaml#/components/schemas/ManagedFunction-ncO'
- type: object
properties:
  RRMPolicyRatio:
    $ref: '#/components/schemas/RRMPolicyRatio-Multiple'
  NRCellRelation:
    $ref: '#/components/schemas/NRCellRelation-Multiple'
  EUTranCellRelation:
    $ref: '#/components/schemas/EUTranCellRelation-Multiple'
  NRFreqRelation:
    $ref: '#/components/schemas/NRFreqRelation-Multiple'
  EUTranFreqRelation:
    $ref: '#/components/schemas/EUTranFreqRelation-Multiple'
  DESManagementFunction:
    $ref: '#/components/schemas/DESManagementFunction-Single'
  DMROFunction:

```



```

    $ref: '#/components/schemas/DMROFunction-Single'
  CESManagementFunction:
    $ref: '#/components/schemas/CESManagementFunction-Single'
  DPCIConfigurationFunction:
    $ref: '#/components/schemas/DPCIConfigurationFunction-Single'

NrCellDu-Single:
  allOf:
  - $ref: 'TS28623_GenericNrm.yaml#/components/schemas/Top'
  - type: object
    properties:
      attributes:
        allOf:
        - $ref: 'TS28623_GenericNrm.yaml#/components/schemas/ManagedFunction-Attr'
        - type: object
          properties:
            administrativeState:
              $ref: 'TS28623_ComDefs.yaml#/components/schemas/AdministrativeState'
            operationalState:
              $ref: 'TS28623_ComDefs.yaml#/components/schemas/OperationalState'
            cellLocalId:
              type: integer
            cellState:
              $ref: '#/components/schemas/CellState'
            plmnInfoList:
              $ref: '#/components/schemas/PlmnInfoList'
            nrPci:
              $ref: '#/components/schemas/NrPci'
            nrTac:
              $ref: 'TS28623_GenericNrm.yaml#/components/schemas/Tac'
            arfcnDL:
              type: integer
            arfcnUL:
              type: integer
            arfcnSUL:
              type: integer
            bSChannelBwDL:
              type: integer
            bSChannelBwUL:
              type: integer
            bSChannelBwSUL:
              type: integer
            ssbFrequency:
              type: integer
              minimum: 0
              maximum: 3279165
            ssbPeriodicity:
              $ref: '#/components/schemas/SsbPeriodicity'
            ssbSubCarrierSpacing:
              $ref: '#/components/schemas/SsbSubCarrierSpacing'
            ssbOffset:
              type: integer
              minimum: 0
              maximum: 159
            ssbDuration:
              $ref: '#/components/schemas/SsbDuration'
            nrSectorCarrierRef:
              type: array
              items:
                $ref: 'TS28623_ComDefs.yaml#/components/schemas/Dn'
            bwpRef:
              type: array
              items:
                $ref: 'TS28623_ComDefs.yaml#/components/schemas/Dn'
            rimRSMonitoringStartTime:
              type: string
            rimRSMonitoringStopTime:
              type: string
            rimRSMonitoringWindowDuration:
              type: integer
            rimRSMonitoringWindowStartingOffset:
              type: integer
            rimRSMonitoringWindowPeriodicity:
              type: integer
            rimRSMonitoringOccasionInterval:
              type: integer
            rimRSMonitoringOccasionStartingOffset:
              type: integer

```

```

        nRFrequencyRef:
          $ref: 'TS28623_ComDefs.yaml#/components/schemas/Dn'
        victimSetRef:
          $ref: 'TS28623_ComDefs.yaml#/components/schemas/Dn'
        aggressorSetRef:
          $ref: 'TS28623_ComDefs.yaml#/components/schemas/Dn'
- $ref: 'TS28623_GenericNrm.yaml#/components/schemas/ManagedFunction-ncO'
- type: object
  properties:
    RRMPolicyRatio:
      $ref: '#/components/schemas/RRMPolicyRatio-Multiple'
    CPCICongfigurationFunction:
      $ref: '#/components/schemas/CPCICongfigurationFunction-Single'
    DRACHOptimizationFunction:
      $ref: '#/components/schemas/DRACHOptimizationFunction-Single'

NRFrequency-Single:
  allOf:
- $ref: 'TS28623_GenericNrm.yaml#/components/schemas/Top'
- type: object
  properties:
    attributes:
      type: object
      properties:
        absoluteFrequencySSB:
          type: integer
          minimum: 0
          maximum: 3279165
        ssbSubCarrierSpacing:
          $ref: '#/components/schemas/SsbSubCarrierSpacing'
        multiFrequencyBandListNR:
          type: integer
          minimum: 1
          maximum: 256

EUTranFrequency-Single:
  allOf:
- $ref: 'TS28623_GenericNrm.yaml#/components/schemas/Top'
- type: object
  properties:
    attributes:
      type: object
      properties:
        earfcnDL:
          type: integer
          minimum: 0
          maximum: 262143
        multiBandInfoListEutra:
          type: integer
          minimum: 1
          maximum: 256

NrSectorCarrier-Single:
  allOf:
- $ref: 'TS28623_GenericNrm.yaml#/components/schemas/Top'
- type: object
  properties:
    attributes:
      allOf:
- $ref: 'TS28623_GenericNrm.yaml#/components/schemas/ManagedFunction-Attr'
- type: object
      properties:
        txDirection:
          $ref: '#/components/schemas/TxDirection'
        configuredMaxTxPower:
          type: integer
        arfcnDL:
          type: integer
        arfcnUL:
          type: integer
        bSChannelBwDL:
          type: integer
        bSChannelBwUL:
          type: integer
        sectorEquipmentFunctionRef:
          $ref: 'TS28623_ComDefs.yaml#/components/schemas/Dn'
- $ref: 'TS28623_GenericNrm.yaml#/components/schemas/ManagedFunction-ncO'
- type: object
  properties:

```

```

    CommonBeamformingFunction:
      $ref: '#/components/schemas/CommonBeamformingFunction-Single'
Bwp-Single:
  allOf:
  - $ref: 'TS28623_GenericNrm.yaml#/components/schemas/Top'
  - type: object
    properties:
      attributes:
        allOf:
        - $ref: 'TS28623_GenericNrm.yaml#/components/schemas/ManagedFunction-Attr'
        - type: object
          properties:
            bwpContext:
              $ref: '#/components/schemas/BwpContext'
            isInitialBwp:
              $ref: '#/components/schemas/IsInitialBwp'
            subCarrierSpacing:
              type: integer
            cyclicPrefix:
              $ref: '#/components/schemas/CyclicPrefix'
            startRB:
              type: integer
            numberOfRBs:
              type: integer
        - $ref: 'TS28623_GenericNrm.yaml#/components/schemas/ManagedFunction-nc0'
CommonBeamformingFunction-Single:
  allOf:
  - $ref: 'TS28623_GenericNrm.yaml#/components/schemas/Top'
  - type: object
    properties:
      attributes:
        allOf:
        - type: object
          properties:
            coverageShape:
              $ref: '#/components/schemas/CoverageShape'
            digitalAzimuth:
              $ref: '#/components/schemas/DigitalAzimuth'
            digitalTilt:
              $ref: '#/components/schemas/DigitalTilt'
        - type: object
          properties:
            Beam:
              $ref: '#/components/schemas/Beam-Multiple'
Beam-Single:
  allOf:
  - $ref: 'TS28623_GenericNrm.yaml#/components/schemas/Top'
  - type: object
    properties:
      attributes:
        allOf:
        - type: object
          properties:
            beamIndex:
              type: integer
            beamType:
              type: string
              enum:
              - SSB-BEAM
            beamAzimuth:
              type: integer
              minimum: -1800
              maximum: 1800
            beamTilt:
              type: integer
              minimum: -900
              maximum: 900
            beamHorizWidth:
              type: integer
              minimum: 0
              maximum: 3599
            beamVertWidth:
              type: integer
              minimum: 0
              maximum: 1800
RRMPolicyRatio-Single:
  allOf:
  - $ref: 'TS28623_GenericNrm.yaml#/components/schemas/Top'

```

```

- type: object
  properties:
    attributes:
      allOf:
        - $ref: '#/components/schemas/RrmPolicy_-Attr'
        - type: object
          properties:
            rRMPolicyMaxRatio:
              type: integer
              default: 100
              minimum: 0
              maximum: 100
            rRMPolicyMinRatio:
              type: integer
              default: 0
              minimum: 0
              maximum: 100
            rRMPolicyDedicatedRatio:
              type: integer
              default: 0
              minimum: 0
              maximum: 100

NRCellRelation-Single:
  allOf:
    - $ref: 'TS28623_GenericNrm.yaml#/components/schemas/Top'
    - type: object
      properties:
        attributes:
          type: object
          properties:
            nRTCI:
              type: integer
            cellIndividualOffset:
              $ref: '#/components/schemas/CellIndividualOffset'
            adjacentNRCellRef:
              $ref: 'TS28623_ComDefs.yaml#/components/schemas/Dn'
            nRFrequencyRef:
              $ref: 'TS28623_ComDefs.yaml#/components/schemas/Dn'
            isRemoveAllowed:
              type: boolean
            isHOAllowed:
              type: boolean
            isESCoveredBy:
              $ref: '#/components/schemas/IsESCoveredBy'
            isENDCAAllowed:
              type: boolean

EUTranCellRelation-Single:
  allOf:
    - $ref: 'TS28623_GenericNrm.yaml#/components/schemas/Top'
    - type: object
      properties:
        attributes:
          allOf:
            - $ref: 'TS28623_GenericNrm.yaml#/components/schemas/ManagedFunction-Attr'
            - type: object
              properties:
                adjacentEUTranCellRef:
                  $ref: 'TS28623_ComDefs.yaml#/components/schemas/Dn'
    - $ref: 'TS28623_GenericNrm.yaml#/components/schemas/ManagedFunction-ncO'

NRFreqRelation-Single:
  allOf:
    - $ref: 'TS28623_GenericNrm.yaml#/components/schemas/Top'
    - type: object
      properties:
        attributes:
          type: object
          properties:
            offsetMO:
              $ref: '#/components/schemas/QOffsetRangeList'
            blacklistEntry:
              type: array
              items:
                type: integer
                minimum: 0
                maximum: 1007
            blacklistEntryIdleMode:
              type: integer

```

```

cellReselectionPriority:
  type: integer
cellReselectionSubPriority:
  type: number
  minimum: 0.2
  maximum: 0.8
  multipleOf: 0.2
pMax:
  type: integer
  minimum: -30
  maximum: 33
qOffsetFreq:
  $ref: '#/components/schemas/QOffsetFreq'
qQualMin:
  type: number
qRxLevMin:
  type: integer
  minimum: -140
  maximum: -44
threshXHighP:
  type: integer
  minimum: 0
  maximum: 62
threshXHighQ:
  type: integer
  minimum: 0
  maximum: 31
threshXLowP:
  type: integer
  minimum: 0
  maximum: 62
threshXLowQ:
  type: integer
  minimum: 0
  maximum: 31
tReselectionNr:
  type: integer
  minimum: 0
  maximum: 7
tReselectionNRSfHigh:
  $ref: '#/components/schemas/TReselectionNRSf'
tReselectionNRSfMedium:
  $ref: '#/components/schemas/TReselectionNRSf'
nRFrequencyRef:
  $ref: 'TS28623_ComDefs.yaml#/components/schemas/Dn'
EUTranFreqRelation-Single:
  allOf:
  - $ref: 'TS28623_GenericNrm.yaml#/components/schemas/Top'
  - type: object
    properties:
      attributes:
        type: object
        properties:
          cellIndividualOffset:
            $ref: '#/components/schemas/CellIndividualOffset'
          blacklistEntry:
            type: array
            items:
              type: integer
              minimum: 0
              maximum: 1007
          blacklistEntryIdleMode:
            type: integer
          cellReselectionPriority:
            type: integer
          cellReselectionSubPriority:
            type: number
            minimum: 0.2
            maximum: 0.8
            multipleOf: 0.2
          pMax:
            type: integer
            minimum: -30
            maximum: 33
          qOffsetFreq:
            $ref: '#/components/schemas/QOffsetFreq'
          qQualMin:
            type: number

```

```

    qRxLevMin:
      type: integer
      minimum: -140
      maximum: -44
    threshXHighP:
      type: integer
      minimum: 0
      maximum: 62
    threshXHighQ:
      type: integer
      minimum: 0
      maximum: 31
    threshXLowP:
      type: integer
      minimum: 0
      maximum: 62
    threshXLowQ:
      type: integer
      minimum: 0
      maximum: 31
    tReselectionEutran:
      type: integer
      minimum: 0
      maximum: 7
    tReselectionNRSfHigh:
      $ref: '#/components/schemas/TReselectionNRSf'
    tReselectionNRSfMedium:
      $ref: '#/components/schemas/TReselectionNRSf'
    eUtranFrequencyRef:
      $ref: 'TS28623_ComDefs.yaml#/components/schemas/Dn'
DANRManagementFunction-Single:
  allOf:
    - $ref: 'TS28623_GenericNrm.yaml#/components/schemas/Top'
    - type: object
      properties:
        attributes:
          type: object
        properties:
          intrasystemANRManagementSwitch:
            type: boolean
          intersystemANRManagementSwitch:
            type: boolean

DESManagementFunction-Single:
  allOf:
    - $ref: 'TS28623_GenericNrm.yaml#/components/schemas/Top'
    - type: object
      properties:
        attributes:
          type: object
        properties:
          desSwitch:
            type: boolean
          intraRatEsActivationOriginalCellLoadParameters:
            $ref: '#/components/schemas/IntraRatEsActivationOriginalCellLoadParameters'
          intraRatEsActivationCandidateCellsLoadParameters:
            $ref: '#/components/schemas/IntraRatEsActivationCandidateCellsLoadParameters'
          intraRatEsDeactivationCandidateCellsLoadParameters:
            $ref:
              '#/components/schemas/IntraRatEsDeactivationCandidateCellsLoadParameters'
          esNotAllowedTimePeriod:
            $ref: '#/components/schemas/EsNotAllowedTimePeriod'
          interRatEsActivationOriginalCellParameters:
            $ref: '#/components/schemas/InterRatEsActivationOriginalCellParameters'
          interRatEsActivationCandidateCellParameters:
            $ref: '#/components/schemas/InterRatEsActivationCandidateCellParameters'
          interRatEsDeactivationCandidateCellParameters:
            $ref: '#/components/schemas/InterRatEsDeactivationCandidateCellParameters'
          isProbingCapable:
            type: string
            enum:
              - yes
              - no
          energySavingState:
            type: string
            enum:
              - isNotEnergySaving
              - isEnergySaving

```

## DRACHOptimizationFunction-Single:

```

allOf:
- $ref: 'TS28623_GenericNrm.yaml#/components/schemas/Top'
- type: object
  properties:
    attributes:
      type: object
      properties:
        drachOptimizationControl:
          type: boolean
        ueAccProbabilityDist:
          $ref: "#/components/schemas/UeAccProbabilityDist"
        ueAccDelayProbabilityDist:
          $ref: "#/components/schemas/UeAccDelayProbabilityDist"

```

## DMROFunction-Single:

```

allOf:
- $ref: 'TS28623_GenericNrm.yaml#/components/schemas/Top'
- type: object
  properties:
    attributes:
      type: object
      properties:
        dmroControl:
          type: boolean
        maximumDeviationHoTrigger:
          $ref: '#/components/schemas/MaximumDeviationHoTrigger'
        minimumTimeBetweenHoTriggerChange:
          $ref: '#/components/schemas/MinimumTimeBetweenHoTriggerChange'
        tstoreUEcntxt:
          $ref: '#/components/schemas/TstoreUEcntxt'

```

## DPCIConfigurationFunction-Single:

```

allOf:
- $ref: 'TS28623_GenericNrm.yaml#/components/schemas/Top'
- type: object
  properties:
    attributes:
      type: object
      properties:
        dPciConfigurationControl:
          type: boolean
        nRPciList:
          $ref: "#/components/schemas/NRPciList"

```

## CPCIConfigurationFunction-Single:

```

allOf:
- $ref: 'TS28623_GenericNrm.yaml#/components/schemas/Top'
- type: object
  properties:
    attributes:
      type: object
      properties:
        cPciConfigurationControl:
          type: boolean
        cSonPciList:
          $ref: "#/components/schemas/CSonPciList"

```

## CESManagementFunction-Single:

```

allOf:
- $ref: 'TS28623_GenericNrm.yaml#/components/schemas/Top'
- type: object
  properties:
    attributes:
      type: object
      properties:
        cesSwitch:
          type: boolean
        intraRatEsActivationOriginalCellLoadParameters:
          $ref: "#/components/schemas/IntraRatEsActivationOriginalCellLoadParameters"
        intraRatEsActivationCandidateCellsLoadParameters:
          $ref: "#/components/schemas/IntraRatEsActivationCandidateCellsLoadParameters"
        intraRatEsDeactivationCandidateCellsLoadParameters:
          $ref: "#/components/schemas/IntraRatEsDeactivationCandidateCellsLoadParameters"
        esNotAllowedTimePeriod:

```

```

    $ref: "#/components/schemas/EsNotAllowedTimePeriod"
  interRatEsActivationOriginalCellParameters:
    $ref: "#/components/schemas/IntraRatEsActivationOriginalCellLoadParameters"
  interRatEsActivationCandidateCellParameters:
    $ref: "#/components/schemas/IntraRatEsActivationOriginalCellLoadParameters"
  interRatEsDeactivationCandidateCellParameters:
    $ref: "#/components/schemas/IntraRatEsActivationOriginalCellLoadParameters"
  energySavingControl:
    type: string
    enum:
      - toBeEnergySaving
      - toBeNotEnergySaving
  energySavingState:
    type: string
    enum:
      - isNotEnergySaving
      - isEnergySaving

RimRSGlobal-Single:
  allOf:
    - $ref: 'TS28623_GenericNrm.yaml#/components/schemas/Top'
    - type: object
      properties:
        attributes:
          type: object
          properties:
            frequencyDomainPara:
              $ref: '#/components/schemas/FrequencyDomainPara'
            sequenceDomainPara:
              $ref: '#/components/schemas/SequenceDomainPara'
            timeDomainPara:
              $ref: '#/components/schemas/TimeDomainPara'
        RimRSSet:
          $ref: '#/components/schemas/RimRSSet-Multiple'

RimRSSet-Single:
  allOf:
    - $ref: 'TS28623_GenericNrm.yaml#/components/schemas/Top'
    - type: object
      properties:
        attributes:
          type: object
          properties:
            setId:
              $ref: '#/components/schemas/RSSetId'
            setType:
              $ref: '#/components/schemas/RSSetType'
            nRCellDURef:
              $ref: 'TS28623_ComDefs.yaml#/components/schemas/DnList'

ExternalGnbDuFunction-Single:
  allOf:
    - $ref: 'TS28623_GenericNrm.yaml#/components/schemas/Top'
    - type: object
      properties:
        attributes:
          allOf:
            - $ref: 'TS28623_GenericNrm.yaml#/components/schemas/ManagedFunction-Attr'
            - type: object
              properties:
                gnbId:
                  $ref: '#/components/schemas/GnbId'
                gnbIdLength:
                  $ref: '#/components/schemas/GnbIdLength'
    - $ref: 'TS28623_GenericNrm.yaml#/components/schemas/ManagedFunction-ncO'
    - type: object
      properties:
        EP_FLIC:
          $ref: '#/components/schemas/EP_FLIC-Multiple'
        EP_FLU:
          $ref: '#/components/schemas/EP_FLU-Multiple'

ExternalGnbCuUpFunction-Single:
  allOf:
    - $ref: 'TS28623_GenericNrm.yaml#/components/schemas/Top'
    - type: object
      properties:
        attributes:
          allOf:

```



```

- $ref: 'TS28623_GenericNrm.yaml#/components/schemas/ManagedFunction-Attr'
- type: object
  properties:
    gnbId:
      $ref: '#/components/schemas/GnbId'
    gnbIdLength:
      $ref: '#/components/schemas/GnbIdLength'
- $ref: 'TS28623_GenericNrm.yaml#/components/schemas/ManagedFunction-ncO'
- type: object
  properties:
    EP_E1:
      $ref: '#/components/schemas/EP_E1-Multiple'
    EP_FLU:
      $ref: '#/components/schemas/EP_FLU-Multiple'
    EP_XnU:
      $ref: '#/components/schemas/EP_XnU-Multiple'
ExternalGnbCuCpFunction-Single:
  allOf:
  - $ref: 'TS28623_GenericNrm.yaml#/components/schemas/Top'
  - type: object
    properties:
      attributes:
        allOf:
        - $ref: >-
          TS28623_GenericNrm.yaml#/components/schemas/ManagedFunction-Attr
        - type: object
          properties:
            gnbId:
              $ref: '#/components/schemas/GnbId'
            gnbIdLength:
              $ref: '#/components/schemas/GnbIdLength'
            plmnId:
              $ref: 'TS28623_ComDefs.yaml#/components/schemas/PlmnId'
  - $ref: 'TS28623_GenericNrm.yaml#/components/schemas/ManagedFunction-ncO'
  - type: object
    properties:
      ExternalNrCellCu:
        $ref: '#/components/schemas/ExternalNrCellCu-Multiple'
      EP_XnC:
        $ref: '#/components/schemas/EP_XnC-Multiple'
      EP_E1:
        $ref: '#/components/schemas/EP_E1-Multiple'
      EP_FLU:
        $ref: '#/components/schemas/EP_FLU-Multiple'
ExternalNrCellCu-Single:
  allOf:
  - $ref: 'TS28623_GenericNrm.yaml#/components/schemas/Top'
  - type: object
    properties:
      attributes:
        allOf:
        - $ref: 'TS28623_GenericNrm.yaml#/components/schemas/ManagedFunction-Attr'
        - type: object
          properties:
            cellLocalId:
              type: integer
            nrPci:
              $ref: '#/components/schemas/NrPci'
            plmnIdList:
              $ref: '#/components/schemas/PlmnIdList'
            nrFrequencyRef:
              $ref: 'TS28623_ComDefs.yaml#/components/schemas/Dn'
  - $ref: 'TS28623_GenericNrm.yaml#/components/schemas/ManagedFunction-ncO'
ExternalENBFunction-Single:
  allOf:
  - $ref: 'TS28623_GenericNrm.yaml#/components/schemas/Top'
  - type: object
    properties:
      attributes:
        allOf:
        - $ref: 'TS28623_GenericNrm.yaml#/components/schemas/ManagedFunction-Attr'
        - type: object
          properties:
            eNBId:
              type: integer
  - $ref: 'TS28623_GenericNrm.yaml#/components/schemas/ManagedFunction-ncO'
  - type: object
    properties:

```

```

    ExternalEUTranCell:
      $ref: '#/components/schemas/ExternalEUTranCell-Multiple'
ExternalEUTranCell-Single:
  allOf:
  - $ref: 'TS28623_GenericNrm.yaml#/components/schemas/Top'
  - type: object
    properties:
      attributes:
        allOf:
        - $ref: 'TS28623_GenericNrm.yaml#/components/schemas/ManagedFunction-Attr'
        - type: object
          properties:
            EUTranFrequencyRef:
              $ref: 'TS28623_ComDefs.yaml#/components/schemas/Dn'
        - $ref: 'TS28623_GenericNrm.yaml#/components/schemas/ManagedFunction-ncO'

EP_XnC-Single:
  allOf:
  - $ref: 'TS28623_GenericNrm.yaml#/components/schemas/Top'
  - type: object
    properties:
      attributes:
        allOf:
        - $ref: 'TS28623_GenericNrm.yaml#/components/schemas/EP_RP-Attr'
        - type: object
          properties:
            localAddress:
              $ref: '#/components/schemas/LocalAddress'
            remoteAddress:
              $ref: '#/components/schemas/RemoteAddress'

EP_E1-Single:
  allOf:
  - $ref: 'TS28623_GenericNrm.yaml#/components/schemas/Top'
  - type: object
    properties:
      attributes:
        allOf:
        - $ref: 'TS28623_GenericNrm.yaml#/components/schemas/EP_RP-Attr'
        - type: object
          properties:
            localAddress:
              $ref: '#/components/schemas/LocalAddress'
            remoteAddress:
              $ref: '#/components/schemas/RemoteAddress'

EP_F1C-Single:
  allOf:
  - $ref: 'TS28623_GenericNrm.yaml#/components/schemas/Top'
  - type: object
    properties:
      attributes:
        allOf:
        - $ref: 'TS28623_GenericNrm.yaml#/components/schemas/EP_RP-Attr'
        - type: object
          properties:
            localAddress:
              $ref: '#/components/schemas/LocalAddress'
            remoteAddress:
              $ref: '#/components/schemas/RemoteAddress'

EP_NgC-Single:
  allOf:
  - $ref: 'TS28623_GenericNrm.yaml#/components/schemas/Top'
  - type: object
    properties:
      attributes:
        allOf:
        - $ref: 'TS28623_GenericNrm.yaml#/components/schemas/EP_RP-Attr'
        - type: object
          properties:
            localAddress:
              $ref: '#/components/schemas/LocalAddress'
            remoteAddress:
              $ref: '#/components/schemas/RemoteAddress'

EP_X2C-Single:
  allOf:
  - $ref: 'TS28623_GenericNrm.yaml#/components/schemas/Top'
  - type: object
    properties:
      attributes:

```

```
    allOf:
      - $ref: 'TS28623_GenericNrm.yaml#/components/schemas/EP_RP-Attr'
      - type: object
        properties:
          localAddress:
            $ref: '#/components/schemas/LocalAddress'
          remoteAddress:
            $ref: '#/components/schemas/RemoteAddress'
EP_XnU-Single:
  allOf:
    - $ref: 'TS28623_GenericNrm.yaml#/components/schemas/Top'
    - type: object
      properties:
        attributes:
          allOf:
            - $ref: 'TS28623_GenericNrm.yaml#/components/schemas/EP_RP-Attr'
            - type: object
              properties:
                localAddress:
                  $ref: '#/components/schemas/LocalAddress'
                remoteAddress:
                  $ref: '#/components/schemas/RemoteAddress'
EP_F1U-Single:
  allOf:
    - $ref: 'TS28623_GenericNrm.yaml#/components/schemas/Top'
    - type: object
      properties:
        attributes:
          allOf:
            - $ref: 'TS28623_GenericNrm.yaml#/components/schemas/EP_RP-Attr'
            - type: object
              properties:
                localAddress:
                  $ref: '#/components/schemas/LocalAddress'
                remoteAddress:
                  $ref: '#/components/schemas/RemoteAddress'
EP_NgU-Single:
  allOf:
    - $ref: 'TS28623_GenericNrm.yaml#/components/schemas/Top'
    - type: object
      properties:
        attributes:
          allOf:
            - $ref: 'TS28623_GenericNrm.yaml#/components/schemas/EP_RP-Attr'
            - type: object
              properties:
                localAddress:
                  $ref: '#/components/schemas/LocalAddress'
                remoteAddress:
                  $ref: '#/components/schemas/RemoteAddress'
                epTransportRefs:
                  $ref: 'TS28623_ComDefs.yaml#/components/schemas/DnList'
EP_X2U-Single:
  allOf:
    - $ref: 'TS28623_GenericNrm.yaml#/components/schemas/Top'
    - type: object
      properties:
        attributes:
          allOf:
            - $ref: 'TS28623_GenericNrm.yaml#/components/schemas/EP_RP-Attr'
            - type: object
              properties:
                localAddress:
                  $ref: '#/components/schemas/LocalAddress'
                remoteAddress:
                  $ref: '#/components/schemas/RemoteAddress'
EP_S1U-Single:
  allOf:
    - $ref: 'TS28623_GenericNrm.yaml#/components/schemas/Top'
    - type: object
      properties:
        attributes:
          allOf:
            - $ref: 'TS28623_GenericNrm.yaml#/components/schemas/EP_RP-Attr'
            - type: object
              properties:
                localAddress:
```

```

    $ref: '#/components/schemas/LocalAddress'
  remoteAddress:
    $ref: '#/components/schemas/RemoteAddress'

```

#----- Definition of JSON arrays for name-contained IOCs -----

```

SubNetwork-Multiple:
  type: array
  items:
    $ref: '#/components/schemas/SubNetwork-Single'
ManagedElement-Multiple:
  type: array
  items:
    $ref: '#/components/schemas/ManagedElement-Single'
GnbDuFunction-Multiple:
  type: array
  items:
    $ref: '#/components/schemas/GnbDuFunction-Single'
GnbCuUpFunction-Multiple:
  type: array
  items:
    $ref: '#/components/schemas/GnbCuUpFunction-Single'
GnbCuCpFunction-Multiple:
  type: array
  items:
    $ref: '#/components/schemas/GnbCuCpFunction-Single'

NrCellDu-Multiple:
  type: array
  items:
    $ref: '#/components/schemas/NrCellDu-Single'
NrCellCu-Multiple:
  type: array
  items:
    $ref: '#/components/schemas/NrCellCu-Single'

NRFrequency-Multiple:
  type: array
  minItems: 1
  items:
    $ref: '#/components/schemas/NRFrequency-Single'
EUtranFrequency-Multiple:
  type: array
  minItems: 1
  items:
    $ref: '#/components/schemas/EUtranFrequency-Single'

NrSectorCarrier-Multiple:
  type: array
  items:
    $ref: '#/components/schemas/NrSectorCarrier-Single'
Bwp-Multiple:
  type: array
  items:
    $ref: '#/components/schemas/Bwp-Single'
Beam-Multiple:
  type: array
  items:
    $ref: '#/components/schemas/Beam-Single'
RRMPolicyRatio-Multiple:
  type: array
  items:
    $ref: '#/components/schemas/RRMPolicyRatio-Single'

NRCellRelation-Multiple:
  type: array
  items:
    $ref: '#/components/schemas/NRCellRelation-Single'
EUtranCellRelation-Multiple:
  type: array
  items:
    $ref: '#/components/schemas/EUtranCellRelation-Single'
NRFreqRelation-Multiple:
  type: array
  items:
    $ref: '#/components/schemas/NRFreqRelation-Single'
EUtranFreqRelation-Multiple:
  type: array

```

```
    items:
      $ref: '#/components/schemas/EUtranFreqRelation-Single'

RimRSSet-Multiple:
  type: array
  items:
    $ref: '#/components/schemas/RimRSSet-Single'

ExternalGnbDuFunction-Multiple:
  type: array
  items:
    $ref: '#/components/schemas/ExternalGnbDuFunction-Single'
ExternalGnbCuUpFunction-Multiple:
  type: array
  items:
    $ref: '#/components/schemas/ExternalGnbCuUpFunction-Single'
ExternalGnbCuCpFunction-Multiple:
  type: array
  items:
    $ref: '#/components/schemas/ExternalGnbCuCpFunction-Single'
ExternalNrCellCu-Multiple:
  type: array
  items:
    $ref: '#/components/schemas/ExternalNrCellCu-Single'

ExternalENBFunction-Multiple:
  type: array
  items:
    $ref: '#/components/schemas/ExternalENBFunction-Single'
ExternalEUTranCell-Multiple:
  type: array
  items:
    $ref: '#/components/schemas/ExternalEUTranCell-Single'

EP_E1-Multiple:
  type: array
  items:
    $ref: '#/components/schemas/EP_E1-Single'
EP_XnC-Multiple:
  type: array
  items:
    $ref: '#/components/schemas/EP_XnC-Single'
EP_F1C-Multiple:
  type: array
  items:
    $ref: '#/components/schemas/EP_F1C-Single'
EP_NgC-Multiple:
  type: array
  items:
    $ref: '#/components/schemas/EP_NgC-Single'
EP_X2C-Multiple:
  type: array
  items:
    $ref: '#/components/schemas/EP_X2C-Single'
EP_XnU-Multiple:
  type: array
  items:
    $ref: '#/components/schemas/EP_XnU-Single'
EP_F1U-Multiple:
  type: array
  items:
    $ref: '#/components/schemas/EP_F1U-Single'
EP_NgU-Multiple:
  type: array
  items:
    $ref: '#/components/schemas/EP_NgU-Single'
EP_X2U-Multiple:
  type: array
  items:
    $ref: '#/components/schemas/EP_X2U-Single'
EP_S1U-Multiple:
  type: array
  items:
    $ref: '#/components/schemas/EP_S1U-Single'
```

#----- Definitions in TS 28.541 for TS 28.532 -----

```
resources-nrNrm:
```

```
oneOf:
  - $ref: '#/components/schemas/MnS'

  - $ref: '#/components/schemas/SubNetwork-Single'
  - $ref: '#/components/schemas/ManagedElement-Single'

  - $ref: '#/components/schemas/GnbDuFunction-Single'
  - $ref: '#/components/schemas/GnbCuUpFunction-Single'
  - $ref: '#/components/schemas/GnbCuCpFunction-Single'

  - $ref: '#/components/schemas/NrCellCu-Single'
  - $ref: '#/components/schemas/NrCellDu-Single'

  - $ref: '#/components/schemas/NRFrequency-Single'
  - $ref: '#/components/schemas/EUtranFrequency-Single'

  - $ref: '#/components/schemas/NrSectorCarrier-Single'
  - $ref: '#/components/schemas/Bwp-Single'
  - $ref: '#/components/schemas/CommonBeamformingFunction-Single'
  - $ref: '#/components/schemas/Beam-Single'
  - $ref: '#/components/schemas/RRMPolicyRatio-Single'

  - $ref: '#/components/schemas/NRCellRelation-Single'
  - $ref: '#/components/schemas/EUtranCellRelation-Single'
  - $ref: '#/components/schemas/NRFreqRelation-Single'
  - $ref: '#/components/schemas/EUtranFreqRelation-Single'

  - $ref: '#/components/schemas/DANRManagementFunction-Single'
  - $ref: '#/components/schemas/DESManagementFunction-Single'
  - $ref: '#/components/schemas/DRACHOptimizationFunction-Single'
  - $ref: '#/components/schemas/DMROFunction-Single'
  - $ref: '#/components/schemas/DPCIConfigurationFunction-Single'
  - $ref: '#/components/schemas/CPCIConfigurationFunction-Single'
  - $ref: '#/components/schemas/CESManagementFunction-Single'

  - $ref: '#/components/schemas/RimRSGlobal-Single'
  - $ref: '#/components/schemas/RimRSSet-Single'

  - $ref: '#/components/schemas/ExternalGnbDuFunction-Single'
  - $ref: '#/components/schemas/ExternalGnbCuUpFunction-Single'
  - $ref: '#/components/schemas/ExternalGnbCuCpFunction-Single'
  - $ref: '#/components/schemas/ExternalNrCellCu-Single'
  - $ref: '#/components/schemas/ExternalENBFunction-Single'
  - $ref: '#/components/schemas/ExternalEUtranCell-Single'

  - $ref: '#/components/schemas/EP_XnC-Single'
  - $ref: '#/components/schemas/EP_E1-Single'
  - $ref: '#/components/schemas/EP_F1C-Single'
  - $ref: '#/components/schemas/EP_NgC-Single'
  - $ref: '#/components/schemas/EP_X2C-Single'
  - $ref: '#/components/schemas/EP_XnU-Single'
  - $ref: '#/components/schemas/EP_F1U-Single'
  - $ref: '#/components/schemas/EP_NgU-Single'
  - $ref: '#/components/schemas/EP_X2U-Single'
  - $ref: '#/components/schemas/EP_S1U-Single'
```

---

# Annex E (normative): YANG definitions for NR NRM

## E.1 General

This annex contains the YANG definitions for the NR and NG-RAN NRM, in accordance with NR and NG-RAN NRM information model definitions specified in clause 4.

---

## E.2 Void

---

## E.3 Void

---

## E.4 Void

---

## E.5 Modules

### E.5.1 module `_3gpp-nr-nrm-beam.yang`

```
<CODE BEGINS>
module _3gpp-nr-nrm-beam {
  yang-version 1.1;
  namespace "urn:3gpp:sa5:_3gpp-nr-nrm-nrnetwork-beam";
  prefix "beam3gpp";

  import _3gpp-nr-nrm-commonbeamformingfunction { prefix cbeamff3gpp; }
  import _3gpp-common-top { prefix top3gpp; }
  import _3gpp-common-managed-function { prefix mf3gpp; }
  import _3gpp-common-managed-element { prefix me3gpp; }
  import _3gpp-nr-nrm-gnbdufunction { prefix gnbdu3gpp; }
  import _3gpp-nr-nrm-nrsectorcarrier { prefix nrsectcarr3gpp; }

  organization "3GPP SA5";
  description "Defines the YANG mapping of the Beam Information
    Object Class (IOC) that is part of the NR Network Resource Model (NRM).";
  reference "3GPP TS 28.541 5G Network Resource Model (NRM)";

  revision 2019-11-22 {
    description "Initial revision";
    reference "S5-197643";
  }

  typedef BeamType {
    type enumeration {
      enum SSB-BEAM;
    }
  }

  grouping BeamGrp {
    description "Represents the Beam IOC.";
    reference "3GPP TS 28.541";
    uses mf3gpp:ManagedFunctionGrp;

    leaf beamIndex {
```

```

        description "Index of the beam. ";
        mandatory true;
        type int32;
    }

    leaf beamType {
        description "The type of the beam. ";
        mandatory false;
        type BeamType;
    }

    leaf beamAzimuth {
        description "The azimuth of a beam transmission, which means the horizontal beamforming
        pointing angle (beam peak direction) in the (Phi)  $\varphi$ -axis in 1/10th degree resolution. The pointing
        angle is the direction equal to the geometric centre of the half-power contour of the beam relative
        to the reference plane. Zero degree implies explicit antenna bearing (boresight). Positive angle
        implies clockwise from the antenna bearing.";
        reference "3GPP TS 38.104, TS 38.901, TS 28.662";
        mandatory false;
        type int32 { range "-1800..1800"; }
        units "0.1";
    }

    leaf beamTilt {
        description "The tilt of a beam transmission, which means the vertical beamforming pointing
        angle (beam peak direction) in the (Theta)  $\theta$ -axis in 1/10th degree resolution.
        The pointing angle is the direction equal to the geometric centre of the half-power contour of the
        beam relative to the reference plane. Positive value implies downtilt.";
        reference "3GPP TS 38.104, TS 38.901, TS 28.662";
        mandatory false;
        type int32 { range "-900..900"; }
        units "0.1";
    }

    leaf beamHorizWidth {
        description " The Horizontal beamWidth of a beam transmission, which means the horizontal
        beamforming half-power (3dB down) beamwidth in the (Phi)  $\varphi$ -axis in 1/10th degree resolution.";
        reference "3GPP TS 38.104, TS 38.901";
        mandatory false;
        type int32 { range "0..3599"; }
        units "0.1";
    }

    leaf beamVertWidth {
        description " The Vertical beamWidth of a beam transmission, which means the vertical
        beamforming half-power (3dB down) beamwidth in the (Theta)  $\theta$ -axis in 1/10th degree resolution.";
        reference "3GPP TS 38.104, TS 38.901";
        mandatory false;
        type int32 { range "0..1800"; }
        units "0.1";
    }

}

augment
"/me3gpp:ManagedElement/gnbdu3gpp:GNBDUFunction/nrsectcarr3gpp:NRSectorCarrier/cbeamff3gpp:CommonBeamformingFunction" {

    list Beam {
        description "Represents the per-Beam information required for, e.g. beam performance
        management utilizing measurements generated in the RAN. Can have spatial attributes of
        horizontal/azimuth (ie: Phi  $\varphi$ -axis) and vertical/tilt (ie: Theta  $\theta$ -axis) beam pointing direction and
        beam width attributes.";
        reference "3GPP TS 28.541";
        key id;
        uses top3gpp:Top_Grp;
        container attributes {
            uses BeamGrp;
        }
    }
}
}
}
<CODE ENDS>

```



## E.5.1a module \_3gpp-nr-nrm-bwp.yang

```

<CODE BEGINS>
module _3gpp-nr-nrm-bwp {
  yang-version 1.1;
  namespace "urn:3gpp:sa5:_3gpp-nr-nrm-bwp";
  prefix "bwp3gpp";

  import _3gpp-common-managed-element { prefix me3gpp; }
  import _3gpp-common-managed-function { prefix mf3gpp; }
  import _3gpp-common-top { prefix top3gpp; }
  import _3gpp-nr-nrm-gnbdufunction { prefix gnbdu3gpp; }

  organization "3GPP SA5";
  contact "https://www.3gpp.org/DynaReport/TSG-WG--S5--officials.htm?Itemid=464";
  description "Defines the YANG mapping of the BWP Information Object Class
    (IOC) that is part of the NR Network Resource Model (NRM).";
  reference "3GPP TS 28.541 5G Network Resource Model (NRM)";

  revision 2021-01-25 { reference CR-0453; }
  revision 2020-11-02 { reference CR-0409 ; }
  revision 2019-10-28 { reference S5-193518 ; }
  revision 2019-06-17 { reference "Initial revision"; }

  typedef CyclicPrefix {
    type enumeration {
      enum NORMAL;
      enum EXTENDED;
    }
  }

  typedef BwpContext {
    type enumeration {
      enum DL;
      enum UL;
      enum SUL;
    }
  }

  typedef IsInitialBwp {
    type enumeration {
      enum INITIAL;
      enum OTHER;
    }
  }

  grouping BWPGrp {
    description "Represents the BWP IOC.";
    reference "3GPP TS 28.541";
    uses mf3gpp:ManagedFunctionGrp;

    leaf bwpContext {
      description "Identifies whether the object is used for downlink, uplink
        or supplementary uplink.";
      mandatory true;
      type BwpContext;
    }

    leaf isInitialBwp {
      description "Identifies whether the object is used for initial or other
        BWP.";
      mandatory true;
      type IsInitialBwp;
    }

    leaf subCarrierSpacing {
      description "Subcarrier spacing configuration for a BWP.";
      reference "3GPP TS 38.104";
      mandatory true;
      type uint32 { range "15 | 30 | 60 | 120"; }
      units kHz;
    }

    leaf cyclicPrefix {
      description "Cyclic prefix, which may be normal or extended.";
      reference "3GPP TS 38.211";
      mandatory true;
    }
  }
}

```

```

    type CyclicPrefix;
  }

  leaf startRB {
    description "Offset in common resource blocks to common resource block 0
    for the applicable subcarrier spacing for a BWP.";
    reference "N_BWP_start in 3GPP TS 38.211";
    mandatory true;
    type uint32;
  }

  leaf numberOfRBs {
    description "Number of physical resource blocks for a BWP.";
    reference "N_BWP_size in 3GPP TS 38.211";
    mandatory true;
    type uint32;
  }
}

augment "/me3gpp:ManagedElement/gnbdu3gpp:GNBDUFunction" {

  list BWP {
    description "Represents a bandwidth part (BWP).";
    key id;
    uses top3gpp:Top_Grp;
    container attributes {
      uses BWPGrp;
    }
    uses mf3gpp:ManagedFunctionContainedClasses;
  }
}
}
<CODE ENDS>

```

## E.5.1b module \_3gpp-nr-nrm-commonbeamformingfunction.yang

```

<CODE BEGINS>
module _3gpp-nr-nrm-commonbeamformingfunction {
  yang-version 1.1;
  namespace "urn:3gpp:sa5:_3gpp-nr-nrm-nrnetwork-commonbeamformingfunction";
  prefix "combeamformfunc3gpp";

  import _3gpp-nr-nrm-nrsectorcarrier { prefix nrsectcarr3gpp; }
  import _3gpp-common-top { prefix top3gpp; }
  import _3gpp-common-managed-function { prefix mf3gpp; }
  import _3gpp-common-managed-element { prefix me3gpp; }
  import _3gpp-nr-nrm-gnbdufunction { prefix gnbdu3gpp; }

  organization "3GPP SA5";
  description "Defines the YANG mapping of the CommonBeamformingFuntion Information
  Object Class (IOC) that is part of the NR Network Resource Model (NRM).";
  reference "3GPP TS 28.541 5G Network Resource Model (NRM)";

  revision 2019-11-22 {
    description "Initial revision";
    reference "S5-197643";
  }

  grouping CommonBeamformingFunctionGrp {
    description "Represents the CommonBeamformingFunction IOC.";
    reference "3GPP TS 28.541";
    uses mf3gpp:ManagedFunctionGrp;

    leaf coverageShape {
      description "Identifies the sector carrier coverage shape described by the envelope of the
      contained SSB beams. The coverage shape is implementation dependent.";
      mandatory true;
      type int32 { range "0..65535"; }
    }

    leaf digitalAzimuth {
      description "Digitally-controlled azimuth through beamforming. It represents the horizontal
      pointing direction of the antenna relative to the antenna bore sight, representing the total non-
      mechanical horizontal pan of the selected coverageShape. Positive value gives azimuth to the right
      and negative value gives an azimuth to the left.";
    }
  }
}

```

```

        reference "3GPP TS 38.104, TS 38.901, TS 28.662";
        type int32 { range "-1800..1800"; }
        units "0.1";
    }

    leaf digitalTilt {
        description "Digitally-controlled tilt through beamforming. It represents the vertical
        pointing direction of the antenna relative to the antenna bore sight, representing the total non-
        mechanical vertical tilt of the selected coverageShape. Positive value gives downwards tilt and
        negative value gives upwards tilt.";
        reference "3GPP TS 38.104, TS 38.901, TS 28.662";
        type int32 { range "-900..900"; }
        units "0.1";
    }
}

augment "/me3gpp:ManagedElement/gnbdu3gpp:GNBDUFunction/nrsectcarr3gpp:NRSectorCarrier" {

    list CommonBeamformingFunction {
        description "Represents common beamforming functionality (eg: SSB beams) for the
        NRSectorCarrier.";
        reference "3GPP TS 28.541";
        key id;
        uses top3gpp:Top_Grp;
        container attributes {
            uses CommonBeamformingFunctionGrp;
        }
    }
}
}
}
}
<CODE ENDS>

```

## E.5.2 module\_3gpp-nr-nrm-ep.yang

```

<CODE BEGINS>
module _3gpp-nr-nrm-ep {
    yang-version 1.1;
    namespace "urn:3gpp:sa5:_3gpp-nr-nrm-ep";
    prefix "ep3gpp";

    import _3gpp-common-ep-rp { prefix eprp3gpp; }
    import _3gpp-common-managed-element { prefix me3gpp; }
    import _3gpp-common-top { prefix top3gpp; }
    import _3gpp-nr-nrm-gnbcucpfunction { prefix gnbcucp3gpp; }
    import _3gpp-nr-nrm-gnbcuupfunction { prefix gnbcuup3gpp; }
    import _3gpp-nr-nrm-gnbdufunction { prefix gnbdu3gpp; }

    organization "3GPP SA5";
    contact "https://www.3gpp.org/DynaReport/TSG-WG--S5--officials.htm?Itemid=464";
    description "Defines the YANG mapping of the NR related endpoint
    Information Object Classes (IOCs) that are part of the NR Network
    Resource Model (NRM).";
    reference "3GPP TS 28.541 5G Network Resource Model (NRM)";

    revision 2021-04-30 { reference CR-0489; }
    revision 2021-03-02 { reference CR-0434; }
    revision 2021-01-16 { reference CR-0447; }
    revision 2020-11-02 { reference CR-0409; }
    revision 2020-03-02 { reference S5-201191; }
    revision 2019-06-17 { reference "Initial revision"; }

    feature EPClassesUnderGNBCUCPFunction {
        description "Endpoint classes shall be contained under GNBCUCPFunction";
    }

    feature EPClassesUnderGNBCUUPFunction {
        description "Endpoint classes shall be contained under GNBCUUPFunction";
    }

    feature EPClassesUnderGNBDUFunction {
        description "Endpoint classes shall be contained under GNBDUFunction";
    }

    grouping EP_ElGrp {
        description "Represents the EP_El IOC.";
        reference "3GPP TS 28.541, 3GPP TS 38.401";
        uses eprp3gpp:EP_Common;
    }
}

```

```
}

grouping EP_F1CGrp {
  description "Represents the EP_F1C IOC.";
  reference "3GPP TS 28.541, 3GPP TS 38.470";
  uses eprp3gpp:EP_Common;
}

grouping EP_F1UGrp {
  description "Represents the EP_F1U IOC.";
  reference "3GPP TS 28.541, 3GPP TS 38.470";
  uses eprp3gpp:EP_Common;
}

grouping EP_XnCGrp {
  description "Represents the EP_XnC IOC.";
  reference "3GPP TS 28.541, 3GPP TS 38.420";
  uses eprp3gpp:EP_Common;
}

grouping EP_XnUGrp {
  description "Represents the EP_XnU IOC.";
  reference "3GPP TS 28.541, 3GPP TS 38.420";
  uses eprp3gpp:EP_Common;
}

grouping EP_NgCGrp {
  description "Represents the EP_NgC IOC.";
  reference "3GPP TS 28.541, 3GPP TS 38.470";
  uses eprp3gpp:EP_Common;
}

grouping EP_NgUGrp {
  description "Represents the EP_NgU IOC.";
  reference "3GPP TS 28.541, 3GPP TS 38.470";
  uses eprp3gpp:EP_Common;
}

grouping EP_X2CGrp {
  description "Represents the EP_X2C IOC.";
  reference "3GPP TS 28.541, 3GPP TS 36.423";
  uses eprp3gpp:EP_Common;
}

grouping EP_X2UGrp {
  description "Represents the EP_X2U IOC.";
  reference "3GPP TS 28.541, 3GPP TS 36.425";
  uses eprp3gpp:EP_Common;
}

grouping EP_S1UGrp {
  description "Represents the EP_S1U IOC.";
  reference "3GPP TS 28.541, 3GPP TS 36.410";
  uses eprp3gpp:EP_Common;
}

augment "/me3gpp:ManagedElement/gnbcucp3gpp:GNBCUCPFunction" {
  if-feature EPClassesUnderGNBCUCPFunction;

  list EP_E1 {
    description "Represents the local end point of the logical link,
      supporting E1 interface between gNB-CU-CP and gNB-CU-UP.";
    reference "3GPP TS 28.541, 3GPP TS 38.401";
    key id;
    uses top3gpp:Top_Grp;
    container attributes {
      uses EP_E1Grp;
    }
  }

  list EP_F1C {
    description "Represents the local end point of the control plane
      interface (F1-C) between the gNB-DU and gNB-CU or gNB-CU-CP.";
    reference "3GPP TS 28.541, 3GPP TS 38.470";
    key id;
    uses top3gpp:Top_Grp;
    container attributes {
      uses EP_F1CGrp;
    }
  }
}
```

```
    }
  }

  list EP_NgC {
    description "Represents the local end point of the control plane
      interface (NG-C) between the gNB and AMF.";
    reference "3GPP TS 28.541, 3GPP TS 38.470";
    key id;
    uses top3gpp:Top_Grp;
    container attributes {
      uses EP_NgCGrp;
    }
  }

  list EP_XnC {
    description "Represents the local gNB node end point of the logical
      link, supporting Xn application protocols, to a neighbour NG-RAN node
      (including gNB and ng-eNB). The Xn Application PDUs are carried over
      SCTP/IP/Data link layer/Physical layer stack.";
    reference "3GPP TS 28.541, 3GPP TS 38.420 subclause 7";
    key id;
    uses top3gpp:Top_Grp;
    container attributes {
      uses EP_XnCGrp;
    }
  }

  list EP_X2C {
    description "Represents the local end point of the logical link,
      supporting X2-C application protocols used in EN-DC, to a neighbour
      eNB or en-gNB node.";
    reference "3GPP TS 28.541, 3GPP TS 36.423";
    key id;
    uses top3gpp:Top_Grp;
    container attributes {
      uses EP_X2CGrp;
    }
  }
}

augment "/me3gpp:ManagedElement/gnbcuup3gpp:GNBCUUPFunction" {
  if-feature EPClassesUnderGNBCUUPFunction;

  list EP_E1 {
    description "Represents the local end point of the logical link,
      supporting E1 interface between gNB-CU-CP and gNB-CU-UP.";
    reference "3GPP TS 28.541, 3GPP TS 38.401";
    key id;
    uses top3gpp:Top_Grp;
    container attributes {
      uses EP_E1Grp;
    }
  }

  list EP_F1U {
    description "Represents the local end point of the user plane
      interface (F1-U) between the gNB-DU and gNB-CU or gNB-CU-UP.";
    reference "3GPP TS 28.541, 3GPP TS 38.470";
    key id;
    uses top3gpp:Top_Grp;
    container attributes {
      uses EP_F1UGrp;
    }
  }

  list EP_NgU {
    description "Represents the local end point of the NG user plane
      (NG-U) interface between the gNB and UPF.";
    reference "3GPP TS 28.541, 3GPP TS 38.470";
    key id;
    uses top3gpp:Top_Grp;
    container attributes {
      uses EP_NgUGrp;
    }
  }

  list EP_XnU {
    description "Represents the one end-point of a logical link supporting
```

```

    the Xn user plane (Xn-U) interface. The Xn-U interface provides
    non-guaranteed delivery of user plane PDUs between two NG-RAN nodes.";
    reference "3GPP TS 28.541, 3GPP TS 38.420";
    key id;
    uses top3gpp:Top_Grp;
    container attributes {
        uses EP_XnUGrp;
    }
}

list EP_X2U {
    description "Represents the local end-point of a logical link supporting
        the X2 user plane (X2-U) interface used in EN-DC.";
    reference "3GPP TS 28.541, 3GPP TS 36.425";
    key id;
    uses top3gpp:Top_Grp;
    container attributes {
        uses EP_X2UGrp;
    }
}

list EP_S1U {
    description "Represents the local end point of the logical link,
        supporting S1-U interface towards a S-GW node.";
    reference "3GPP TS 28.541, 3GPP TS 36.410";
    key id;
    uses top3gpp:Top_Grp;
    container attributes {
        uses EP_S1UGrp;
    }
}

augment "/me3gpp:ManagedElement/gnbd3gpp:GNBDUFunction" {
    if-feature EPClassesUnderGNBDUFunction;

    list EP_F1C {
        description "Represents the local end point of the control plane
            interface (F1-C) between the DU and CU or CU-CP.";
        reference "3GPP TS 28.541, 3GPP TS 38.470";
        key id;
        uses top3gpp:Top_Grp;
        container attributes {
            uses EP_F1CGrp;
        }
    }

    list EP_F1U {
        description "Represents the local end point of the user plane
            interface (F1-U) between the DU and CU or CU-UP.";
        reference "3GPP TS 28.541, 3GPP TS 38.470";
        key id;
        uses top3gpp:Top_Grp;
        container attributes {
            uses EP_F1UGrp;
        }
    }
}
}
}
<CODE ENDS>

```

### E.5.3 module \_3gpp-nr-nrm-eutrancellrelation.yang

```

<CODE BEGINS>
module _3gpp-nr-nrm-eutrancellrelation {
    yang-version 1.1;
    namespace "urn:3gpp:sa5:_3gpp-nr-nrm-eutrancellrelation";
    prefix "eutrancellrel3gpp";

    import _3gpp-common-yang-types { prefix types3gpp; }
    import _3gpp-common-managed-function { prefix mf3gpp; }
    import _3gpp-common-managed-element { prefix me3gpp; }
    import _3gpp-nr-nrm-gnbcucpfunction { prefix gnbcucp3gpp; }
    import _3gpp-nr-nrm-nrcellcu { prefix nrcellcu3gpp; }
    import _3gpp-common-top { prefix top3gpp; }

    organization "3GPP SA5";

```

```
description "Defines the YANG mapping of the EUTranCellRelation Information
Object Class (IOC) that is part of the NR Network Resource Model (NRM).";
reference "3GPP TS 28.541 5G Network Resource Model (NRM)";
```

```
revision 2019-10-28 { reference S5-193518 ; }
revision 2019-06-17 {
  description "Initial revision";
}
```

```
typedef ActionAllowed {
  type enumeration {
    enum YES;
    enum NO;
  }
}
```

```
typedef EnergySavingCoverage {
  type enumeration {
    enum YES;
    enum NO;
    enum PARTIAL;
  }
}
```

```
grouping EUTranCellRelationGrp {
  description "Represents the EUTranCellRelation IOC.";
  reference "3GPP TS 28.541, EUTranRelation in 3GPP TS 28.658";
  uses mf3gpp:ManagedFunctionGrp;
```

```
  leaf tCI {
    description "Target Cell Identifier. Consists of E-UTRAN Cell Global
Identifier (ECGI) and Physical Cell Identifier (PCI) of the target
cell. Identifies the target cell from the perspective of the parent
cell instance.";
    mandatory true;
    type uint64;
  }
```

```
  leaf isRemoveAllowed {
    description "Indicates if the subject EUTranCellRelation can be removed
(deleted) or not. If YES, the subject EUTranCellRelation instance can
be removed (deleted). If NO, the subject EUTranCellRelation instance
shall not be removed (deleted) by any entity but an IRPManager.";
    mandatory true;
    type ActionAllowed;
  }
```

```
  leaf isHOAllowed {
    description "Indicates if handover is allowed or prohibited. If YES,
handover is allowed from source cell to target cell. Source cell is
represented by the parent cell instance. Target cell is the adjacent
cell referenced by this EUTranCellRelation instance. If NO, handover
shall not be allowed.";
    mandatory true;
    type ActionAllowed;
  }
```

```
  leaf isENDCAllowed {
    description "Indicates if EN-DC is allowed or prohibited. If TRUE,
the target cell is allowed to be used for EN-DC. The target cell is
referenced by the NRCellRelation that contains this isENDCAllowed.
If FALSE, EN-DC shall not be allowed.";
    mandatory true;
    type ActionAllowed;
  }
```

```
  leaf isICICInformationSendAllowed {
    description "Indicates if ICIC (Inter Cell Interference Coordination)
load information message sending is allowed or prohibited. If YES,
ICIC load information message sending is allowed from source cell to
target cell. Source cell is represented by the parent cell instance.
Target cell is the adjacent cell referenced by this EUTranCellRelation
instance. If NO, ICIC load information message sending shall not be
allowed.";
    reference "3GPP TS 36.423";
    mandatory true;
    type ActionAllowed;
  }
```

```

leaf isLBAAllowed {
  description "Indicates if load balancing is allowed or prohibited from
  source cell to target cell. If YES, load balancing is allowed from
  source cell to target cell. Source cell is represented by the parent
  cell instance. Target cell is the adjacent cell referenced by this
  EUTranCellRelation instance. If NO, load balancing shall be prohibited
  from source cell to target cell.";
  mandatory true;
  type ActionAllowed;
}

leaf isESCoveredBy {
  description "Indicates whether the adjacent cell according to this
  planning provides no, partial or full coverage for the parent cell
  instance. Adjacent cells with this attribute equal to YES are
  recommended to be considered as candidate cells to take over the
  coverage when the original cell is about to be transferred to energy
  saving state. The entirety of adjacent cells with this property equal
  to PARTIAL are recommended to be considered as entirety of candidate
  cells to take over the coverage when the original cell is about to be
  transferred to energy saving state.";
  mandatory true;
  type EnergySavingCoverage;
}

leaf qOffset {
  description "Offset applicable to a specific neighbouring cell used for
  evaluating the cell as a candidate for cell re-selection. Corresponds
  to parameter q-OffsetCell broadcast in SIB4 for intra-frequency cells
  and in SIB5 for inter-frequency cells. Used for Mobility Robustness
  Optimization.";
  reference "3GPP TS 36.331";
  mandatory true;
  type types3gpp:QOffsetRange;
}

leaf cellIndividualOffset {
  description "Offset applicable to a neighbouring cell. It is used for
  evaluating the neighbouring cell for handover in connected mode. Used
  by the HandOver parameter Optimization (HOO) function or Load
  Balancing Optimization (LBO) function.";
  reference "3GPP TS 36.331";
  config false;
  type types3gpp:QOffsetRange;
}

leaf adjacentCell {
  description "Reference to an EUTranCellFDD/TDD or
  ExternalEUTranCellFDD/TDD instance.";
  mandatory true;
  type types3gpp:DistinguishedName;
}
}

augment /me3gpp:ManagedElement/gnbcucp3gpp:GNBCUCPFunction/nrcellcu3gpp:NRCCellCU {

  list EUTranCellRelation {
    description "Represents a relation between an NR cell and an E-UTRAN cell.";
    reference "3GPP TS 28.541";
    key id;
    uses top3gpp:Top_Grp;
    container attributes {
      uses EUTranCellRelationGrp;
    }
    uses mf3gpp:ManagedFunctionContainedClasses;
  }
}
}
}
<CODE ENDS>

```





## E.5.5 module \_3gpp-nr-nrm-eutranfreqrelation.yang

```

<CODE BEGINS>
module _3gpp-nr-nrm-eutranfreqrelation {
  yang-version 1.1;
  namespace "urn:3gpp:sa5:_3gpp-nr-nrm-eutranfreqrelation";
  prefix "eutranfreqrel3gpp";

  import _3gpp-common-yang-types { prefix types3gpp; }
  import _3gpp-common-managed-function { prefix mf3gpp; }
  import _3gpp-common-managed-element { prefix me3gpp; }
  import _3gpp-common-top { prefix top3gpp; }
  import _3gpp-nr-nrm-gnbcucpfunction { prefix gnbcucp3gpp; }
  import _3gpp-nr-nrm-nrcellcu { prefix nrcellcu3gpp; }

  organization "3GPP SA5";
  description "Defines the YANG mapping of the EUTranFreqRelation Information
    Object Class (IOC) that is part of the NR Network Resource Model (NRM).";
  reference "3GPP TS 28.541 5G Network Resource Model (NRM)";

  revision 2019-10-28 { reference S5-193518 ; }
  revision 2019-06-17 {
    description "Initial revision";
  }

  grouping EUTranFreqRelationGrp {
    description "Represents the EUTranFreqRelation IOC.";
    reference "3GPP TS 28.541";
    uses mf3gpp:ManagedFunctionGrp;

    leaf cellIndividualOffset {
      description "Offset applicable to a neighbouring cell. Used for
        evaluating the neighbouring cell for handover in connected mode.
        Used by the HandOver parameter Optimization (HOO) function or
        Load Balancing Optimization (LBO) function.";
      reference "cellIndividualOffset in MeasObjectEUTRA in 3GPP TS 38.331";
      default 0;
      type types3gpp:QOffsetRange;
    }

    leaf-list blackListEntry {
      description "A list of Physical Cell Identities (PCIs) that are
        blacklisted in E-UTRAN measurements.";
      reference "3GPP TS 38.331";
      min-elements 0;
      type uint16 { range "0..1007"; }
    }

    leaf-list blackListEntryIdleMode {
      description "A list of Physical Cell Identities (PCIs) that are
        blacklisted in SIB4 and SIB5.";
      min-elements 0;
      type uint16 { range "0..1007"; }
    }

    leaf cellReselectionPriority {
      description "The absolute priority of the carrier frequency used by the
        cell reselection procedure. Value 0 means lowest priority. The value
        must not already used by other RAT, i.e. equal priorities between RATs
        are not supported. The UE behaviour when no value is entered is
        specified in subclause 5.2.4.1 of 3GPP TS 38.304.";
      reference "CellReselectionPriority in 3GPP TS 38.331, priority in
        3GPP TS 38.304";
      mandatory true;
      type int32 { range "0..7"; }
    }

    leaf cellReselectionSubPriority {
      description "Indicates a fractional value to be added to the value of
        cellReselectionPriority to obtain the absolute priority of the
        concerned carrier frequency for E-UTRA and NR.";
      reference "3GPP TS 38.331";
      type uint8 { range "2 | 4 | 6 | 8"; }
      units "0.1";
    }

    leaf pMax {

```

```
description "Used for calculation of the parameter Pcompensation
  (defined in 3GPP TS 38.304), at cell reselection to a cell.";
reference "PEMAX in 3GPP TS 38.101-1";
mandatory true;
type int32 { range "-30..33"; }
units dBm;
}

leaf qOffsetFreq {
  description "The frequency specific offset applied when evaluating
    candidates for cell reselection.";
  type int32;
  default 0;
}

leaf qQualMin {
  description "Indicates the minimum required quality level in the cell.
    Value 0 means that it is not sent and UE applies in such case the
    (default) value of negative infinity for Qqualmin. Sent in SIB3 or
    SIB5.";
  reference "qQualMin in TS 38.304";
  mandatory true;
  type int32 { range "-34..-3 | 0"; }
  units dB;
}

leaf qRxLevMin {
  description "Indicates the required minimum received Reference Symbol
    Received Power (RSRP) level in the (E-UTRA) frequency for cell
    reselection. Broadcast in SIB3 or SIB5, depending on whether the
    related frequency is intra- or inter-frequency. Resolution is 2.";
  reference "Qrxlevmin in 3GPP TS 38.304";
  mandatory true;
  type int32 { range "-140..-44"; }
  units dBm;
}

leaf threshXHighP {
  description "Specifies the Srxlev threshold used by the UE when
    reselecting towards a higher priority RAT/frequency than the current
    serving frequency. Each frequency of NR and E-UTRAN might have a
    specific threshold. Resolution is 2.";
  reference "ThreshX, HighP in 3GPP TS 38.304";
  mandatory true;
  type int32 { range "0..62"; }
  units dB;
}

leaf threshXHighQ {
  description "Specifies the Squal threshold used by the UE when
    reselecting towards a higher priority RAT/frequency than the current
    serving frequency. Each frequency of NR and E-UTRAN might have a
    specific threshold.";
  reference "ThreshX, HighQ in 3GPP TS 38.304";
  mandatory true;
  type int32 { range 0..31; }
  units dB;
}

leaf threshXLowP {
  description "Specifies the Srxlev threshold used by the UE when
    reselecting towards a lower priority RAT/frequency than the current
    serving frequency. Each frequency of NR and E-UTRAN might have a
    specific threshold. Resolution is 2.";
  reference "ThreshX, LowP in 3GPP TS 38.304";
  mandatory true;
  type int32 { range "0..62"; }
  units dB;
}

leaf threshXLowQ {
  description "Specifies the Squal threshold used by the UE when
    reselecting towards a lower priority RAT/frequency than the current
    serving frequency. Each frequency of NR and E-UTRAN might have a
    specific threshold.";
  reference "ThreshX, LowQ in 3GPP TS 38.304";
  mandatory false;
  type int32 { range "0..31"; }
```

```

    units dB;
  }

  leaf tReselectionEutra {
    description "Cell reselection timer for intra frequency E-UTRA cell
    reselection. May be used for Mobility Robustness Optimization.";
    reference "t-ReselectionEUTRA in 3GPP TS 36.331 and in 3GPP TS 23.207";
    mandatory true;
    type uint8 { range "0..7"; }
    units s;
  }

  leaf tReselectionEutraSfHigh {
    description "The attribute tReselectionEutra (parameter TreselectionEUTRA
    in 3GPP TS 38.304) multiplied with this scaling factor if the UE is in
    high mobility state.";
    reference "Speed dependent ScalingFactor for TreselectionEUTRA for high
    mobility state in 3GPP TS 38.304";
    mandatory true;
    type uint8 { range "25 | 50 | 75 | 100"; }
    units %;
  }

  leaf tReselectionEutraSfMedium {
    description "The attribute tReselectionEutra (parameter TreselectionEUTRA
    in 3GPP TS 38.304) multiplied with this scaling factor if the UE is in
    medium mobility state.";
    reference "Speed dependent ScalingFactor for TreselectionEUTRA for medium
    mobility state in 3GPP TS 38.304";
    mandatory true;
    type uint8 { range "25 | 50 | 75 | 100"; }
    units %;
  }

  leaf eUtranFrequencyRef {
    description "Reference to a corresponding EUtranFrequency instance.";
    mandatory true;
    type types3gpp:DistinguishedName;
  }
}

augment /me3gpp:ManagedElement/gnbcucp3gpp:GNBCUCPFunction/nrcellcu3gpp:NRCCellCU {

  list EUtranFreqRelation {
    description "Represents a frequency relation between an NR cell and an
    E-UTRAN cell.";
    reference "3GPP TS 28.541";
    key id;
    uses top3gpp:Top_Grp;
    container attributes {
      uses EUtranFreqRelationGrp;
    }
    uses mf3gpp:ManagedFunctionContainedClasses;
  }
}
}
<CODE ENDS>

```

## E.5.6 module \_3gpp-nr-nrm-eutranfrequency.yang

```

<CODE BEGINS>
module _3gpp-nr-nrm-eutranfrequency {
  yang-version 1.1;
  namespace "urn:3gpp:sa5:_3gpp-nr-nrm-eutranfrequency";
  prefix "eutraneteutranfreq3gpp";

  import _3gpp-common-managed-function { prefix mf3gpp; }
  import _3gpp-nr-nrm-eutranetwork { prefix eutranet3gpp; }
  import _3gpp-common-subnetwork { prefix subnet3gpp; }
  import _3gpp-common-top { prefix top3gpp; }

  organization "3GPP SA5";
  description "Defines the YANG mapping of the EUtranFrequency Information
  Object Class (IOC), that is part of the NR Network Resource Model (NRM).";
  reference "3GPP TS 28.541 5G Network Resource Model (NRM),
  3GPP TS 28.658 (E-UTRAN) Network Resource Model (NRM)";
}

```

```

revision 2019-10-28 { reference S5-193518 ; }
revision 2019-06-17 {
  description "Initial revision";
}

grouping EUTranFrequencyGrp {
  description "Represents the EUTranFrequency IOC.";
  reference "3GPP TS 28.541";
  uses mf3gpp:ManagedFunctionGrp;

  leaf earfcnDL {
    description "Specifies the channel number for the central DL frequency.";
    reference "3GPP TS 36.101";
    mandatory true;
    type uint32 { range "0..262143"; }
  }

  leaf-list multiBandInfoListEutra {
    description "List of additional frequency bands the frequency belongs to.";
    config false;
    min-elements 0;
    type uint16 { range "1..256"; }
  }
}

grouping EUTranFrequencyWrapper {
  list EUTranFrequency {
    description "Represents certain E-UTRAN frequency properties.";
    reference "3GPP TS 28.658";
    key id;
    uses top3gpp:Top_Grp;
    container attributes {
      uses EUTranFrequencyGrp;
    }
    uses mf3gpp:ManagedFunctionContainedClasses;
  }
}

augment "/subnet3gpp:SubNetwork" {
  if-feature subnet3gpp:ExternalsUnderSubNetwork ;
  uses EUTranFrequencyWrapper ;
}

augment "/eutranet3gpp:EUTraNetwork" {
  if-feature eutranet3gpp:ExternalsUnderEUTraNetwork;
  uses EUTranFrequencyWrapper ;
}
}
<CODE ENDS>

```

## E.5.7 module \_3gpp-nr-nrm-externalamffunction.yang

```

<CODE BEGINS>
module _3gpp-nr-nrm-externalamffunction {
  yang-version 1.1;
  namespace "urn:3gpp:sa5:_3gpp-nr-nrm-externalamffunction";
  prefix "extamf3gpp";

  import _3gpp-common-managed-function { prefix mf3gpp; }
  import _3gpp-common-subnetwork { prefix subnet3gpp; }
  import _3gpp-nr-nrm-nrnetwork { prefix nrnet3gpp; }
  import _3gpp-common-top { prefix top3gpp; }
  import _3gpp-common-yang-types { prefix types3gpp; }

  organization "3GPP SA5";
  description "Defines the YANG mapping of the ExternalAMFFunction Information
  Object Class (IOC) that is part of the NR Network Resource Model (NRM).";
  reference "3GPP TS 28.541 5G Network Resource Model (NRM)";

  revision 2019-10-28 { reference S5-193518 ; }
  revision 2019-06-17 {
    description "Initial revision";
  }

  grouping ExternalAMFFunctionGrp {
    description "Represents the ExternalAMFFunction IOC.";
    reference "3GPP TS 28.541";
  }
}

```

```

uses mf3gpp:ManagedFunctionGrp;

list pLMNIdList {
  description "List of at most six entries of PLMN Identifiers, but at least
    one (the primary PLMN Id).
    The PLMN Identifier is composed of a Mobile Country Code (MCC) and a
    Mobile Network Code (MNC).";
  min-elements 1;
  max-elements 6;
  key "mcc mnc";
  uses types3gpp:PLMNId;
}

container aMfIdentifier {
  presence true;
  description "An AMF identifier, comprising an AMF Region ID, an AMF Set ID and an AMF
Pointer.";
  uses types3gpp:AmfIdentifier;
}

grouping ExternalAMFFunctionWrapper {
  list ExternalAMFFunction {
    description "Represents the properties, known by the management
    function, of a AMFFunction managed by another management
    function.";
    reference "3GPP TS 28.541";
    key id;
    uses top3gpp:Top_Grp;
    container attributes {
      uses ExternalAMFFunctionGrp;
    }
    uses mf3gpp:ManagedFunctionContainedClasses;
  }
}

augment "/subnet3gpp:SubNetwork" {
  if-feature subnet3gpp:ExternalsUnderSubNetwork ;
  uses ExternalAMFFunctionWrapper;
}

augment "/nrnet3gpp:NRNetwork" {
  if-feature nrnet3gpp:ExternalsUnderNRNetwork;
  uses ExternalAMFFunctionWrapper;
}
}
<CODE ENDS>

```

## E.5.8 module \_3gpp-nr-nrm-externalenbfunction.yang

```

<CODE BEGINS>
module _3gpp-nr-nrm-externalenbfunction {
  yang-version 1.1;
  namespace "urn:3gpp:sa5:_3gpp-nr-nrm-externalenbfunction";
  prefix "extenb3gpp";

  import _3gpp-common-managed-function { prefix mf3gpp; }
  import _3gpp-nr-nrm-eutranetwork { prefix eutranet3gpp; }
  import _3gpp-common-subnetwork { prefix subnet3gpp; }
  import _3gpp-common-top { prefix top3gpp; }

  organization "3GPP SA5";
  description "Defines the YANG mapping of the ExternalENBFunction
    Information Object Class (IOC) that is part of the NR Network Resource
    Model (NRM).";
  reference "3GPP TS 28.541 5G Network Resource Model (NRM),
    3GPP TS 28.658 (E-UTRAN) Network Resource Model (NRM)";

  revision 2019-10-28 { reference S5-193518 ; }
  revision 2019-06-17 {
    description "Initial revision";
  }

  grouping ExternalENBFunctionGrp {
    description "Represets the ExternalENBFunction IOC.";
    reference "3GPP TS 28.658";
    uses mf3gpp:ManagedFunctionGrp;
  }
}

```

```

leaf eNBID {
  description "Unambiguously identifies an eNodeB within a PLMN.";
  reference "3GPP TS 36.413, 3GPP TS 36.300";
  mandatory true;
  type int32 { range "0..268435455"; } // Representing 28 bit eNB ID.
                                        // 18, 20 and 21 bit eNB IDs also
                                        // allowed.
}
}

grouping ExternalENBFunctionWrapper {
  list ExternalENBFunction {
    description "Represents an external eNB functionality.";
    reference "3GPP TS 28.658";
    key id;
    uses top3gpp:Top_Grp;
    container attributes {
      uses ExternalENBFunctionGrp;
    }
    uses mf3gpp:ManagedFunctionContainedClasses;
  }
}

augment "/subnet3gpp:SubNetwork" {
  if-feature subnet3gpp:ExternalsUnderSubNetwork ;
  uses ExternalENBFunctionWrapper;
}

augment "/eutranet3gpp:EUTraNetwork" {
  if-feature eutranet3gpp:ExternalsUnderEUTraNetwork;
  uses ExternalENBFunctionWrapper;
}
}
<CODE ENDS>

```

## E.5.9 module\_3gpp-nr-nrm-externaleutrancell.yang

```

<CODE BEGINS>
module _3gpp-nr-nrm-externaleutrancell {
  yang-version 1.1;
  namespace "urn:3gpp:sa5:_3gpp-nr-nrm-externaleutrancell";
  prefix "exteutrancell3gpp";

  import _3gpp-common-yang-types { prefix types3gpp; }
  import _3gpp-common-managed-function { prefix mf3gpp; }
  import _3gpp-common-subnetwork { prefix subnet3gpp; }
  import _3gpp-nr-nrm-eutranetwork { prefix eutranet3gpp; }
  import _3gpp-nr-nrm-externalenbfunction { prefix extenb3gpp; }
  import _3gpp-common-top { prefix top3gpp; }

  organization "3GPP SA5";
  description "Defines the YANG mapping of the ExternalEUTranCellFDD and
  ExternalEUTranCellTDD Information Object Classes (IOCs) that are part
  of the NR Network Resource Model (NRM).";
  reference "3GPP TS 28.541 5G Network Resource Model (NRM),
  3GPP TS 28.658 (E-UTRAN) Network Resource Model (NRM)";

  revision 2019-10-28 { reference S5-193518 ; }
  revision 2019-06-17 {
    description "Initial revision";
  }

  grouping ExternalEUTranGenericCellGrp {
    description "Represents the ExternalEUTranGenericCell IOC.";
    reference "3GPP TS 28.658";
    uses mf3gpp:ManagedFunctionGrp;

    leaf pci {
      description "The Physical Cell Identity (PCI) of the cell (for
      NM-Centralized, EM-Centralized and Distributed PCI assignment cases).
      In the case of NM-Centralized PCI assignment, see 3GPP TS 36.300.";
      reference "3GPP TS 36.211";
      mandatory true;
      type int32 { range "0..503"; }
    }
  }
}

```

```

list plmnIdList {
  description "List of unique identities for PLMNs. A cell can broadcast
    up to 6 PLMN IDs. This is to support the case that one cell can be
    used by up to 6 operator's core networks. The PLMN(s) included in this
    list will use the same single tracking area code (TAC) and the same
    Cell Identity (cellLocalId) for sharing the radio access network
    resources. One member of plmnIdList is the primary PLMN ID. A PLMN ID
    included in this list cannot be included in the cellAccessInfoList.
    The PLMN ID is composed of a Mobile Country Code (MCC) and a Mobile
    Network Code (MNC).";
  reference "3GPP TS 36.300, 3GPP TS 36.331, 3GPP TS 23.003";
  key "mcc mnc";
  min-elements 1;
  max-elements 6;
  uses types3gpp:PLMNId;
}

leaf cellLocalId {
  description "Unambiguously identifies a cell within an eNodeB.";
  reference "NCI defined in 3GPP TS 38.300";
  type int32 {range "0..255"; }
}

leaf eNBId {
  description "Unambiguously identifies an eNodeB within a PLMN.";
  reference "3GPP TS 36.413, 3GPP TS 36.300";
  mandatory true;
  type int32 { range "0..268435455"; } // Representing 28 bit eNB ID.
                                        // 18, 20 and 21 bit eNB IDs also
                                        // allowed.
}

}

grouping ExternalEUTranCellFDDGrp {
  description "Represents the ExternalEUTranCellFDD IOC.";
  reference "3GPP TS 28.658";
  uses ExternalEUTranGenericCellGrp;

  leaf earfcnDL {
    description "The channel number for the central DL frequency.";
    reference "3GPP TS 36.101";
    mandatory true;
    type int32 { range "0..17999 | 46590..262143"; }
  }

  leaf earfcnUL {
    description "The channel number for the central UL frequency. Value 0
      means that the UL channel number is N/A for the DL-only bands.";
    reference "3GPP TS 36.101";
    mandatory true;
    type int32 { range "0 | 18000..35999 | 46590..262143"; }
  }
}

grouping ExternalEUTranCellTDDGrp {
  description "Represents the ExternalEUTranCellTDD IOC.";
  reference "3GPP TS 28.658";
  uses ExternalEUTranGenericCellGrp;

  leaf earfcn {
    description "The frequency number for the central frequency.";
    reference "3GPP TS 36.104";
    mandatory true;
    type int32 { range "36000..262143"; }
  }
}

grouping ExternalEUTranCellFDDWrapper {
  list ExternalEUTranCellFDD {
    description "Represents the common properties of external E-UTRAN FDD
      cell provided by eNB or NG-RAN FDD cell provided by ng-eNB.";
    reference "3GPP TS 28.658";
    key id;
    uses top3gpp:Top_Grp;
    container attributes {
      uses ExternalEUTranCellFDDGrp;
    }
  }
}

```



```

    uses mf3gpp:ManagedFunctionContainedClasses;
  }
}

grouping ExternalEUTranCellTDDWrapper {
  list ExternalEUTranCellTDD {
    description "Represents the common properties of external E-UTRAN cell
      TDD provided by eNB or NG-RAN TDD cell provided by ng-eNB.";
    reference "3GPP TS 28.658";
    key id;
    uses top3gpp:Top_Grp;
    container attributes {
      uses ExternalEUTranCellTDDGrp;
    }
    uses mf3gpp:ManagedFunctionContainedClasses;
  }
}

augment "/subnet3gpp:SubNetwork/extenb3gpp:ExternalENBFunction" {
  if-feature subnet3gpp:ExternalsUnderSubNetwork;
  uses ExternalEUTranCellFDDWrapper;
}

augment "/eutranet3gpp:EUTraNetwork/extenb3gpp:ExternalENBFunction" {
  if-feature eutranet3gpp:ExternalsUnderEUTraNetwork;
  uses ExternalEUTranCellFDDWrapper;
}

augment "/subnet3gpp:SubNetwork/extenb3gpp:ExternalENBFunction" {
  if-feature subnet3gpp:ExternalsUnderSubNetwork;
  uses ExternalEUTranCellTDDWrapper;
}

augment "/eutranet3gpp:EUTraNetwork/extenb3gpp:ExternalENBFunction" {
  if-feature eutranet3gpp:ExternalsUnderEUTraNetwork;
  uses ExternalEUTranCellTDDWrapper;
}
}
<CODE ENDS>

```

## E.5.10 module \_3gpp-nr-nrm-externalgnbcucpfunction.yang

```

<CODE BEGINS>
module _3gpp-nr-nrm-externalgnbcucpfunction {
  yang-version 1.1;
  namespace "urn:3gpp:sa5:_3gpp-nr-nrm-externalgnbcucpfunction";
  prefix "extgnbcucp3gpp";

  import _3gpp-common-yang-types { prefix types3gpp; }
  import _3gpp-common-managed-function { prefix mf3gpp; }
  import _3gpp-nr-nrm-nrnetwork { prefix nrnet3gpp; }
  import _3gpp-common-subnetwork { prefix subnet3gpp; }
  import _3gpp-common-top { prefix top3gpp; }

  organization "3GPP SA5";
  description "Defines the YANG mapping of the ExternalGNBCUCPFunction
    Information Object Class (IOC), that is part of the NR Network Resource
    Model (NRM).";
  reference "3GPP TS 28.541 5G Network Resource Model (NRM)";

  revision 2019-10-28 { reference S5-193518 ; }
  revision 2019-06-17 {
    description "Initial revision";
  }

  grouping ExternalGNBCUCPFunctionGrp {
    description "Represents the ExternalGNBCUCPFunction IOC.";
    reference "3GPP TS 28.541";
    uses mf3gpp:ManagedFunctionGrp;

    leaf gNBId {
      description "Identifies a gNB within a PLMN.";
      reference "gNB Identifier (gNB ID) in 3GPP TS 38.300, Global gNB ID
        in 3GPP TS 38.413";
      mandatory true;
      type int64 { range "0..4294967295"; }
    }
  }
}

```

```

leaf gNBIdLength {
  description "Indicates the number of bits for encoding the gNB ID.";
  reference "gNB ID in 3GPP TS 38.300, Global gNB ID in 3GPP TS 38.413";
  mandatory true;
  type int32 { range "22..32"; }
}

list pLMNId {
  description "Specifies the PLMN identifier to be used as part of the
  global RAN node identity.";
  key "mcc mnc";
  min-elements 1;
  max-elements 1;
  uses types3gpp:PLMNId;
}

grouping ExternalGNBCUCPFFunctionWrapper {
  list ExternalGNBCUCPFFunction {
    description "Represents the properties, known by the management function,
    of a GNBCUCPFFunction managed by another management function.";
    reference "3GPP TS 28.541";
    key id;
    uses top3gpp:Top_Grp;
    container attributes {
      uses ExternalGNBCUCPFFunctionGrp;
    }
    uses mf3gpp:ManagedFunctionContainedClasses;
  }
}

augment "/subnet3gpp:SubNetwork" {
  if-feature subnet3gpp:ExternalsUnderSubNetwork ;
  uses ExternalGNBCUCPFFunctionWrapper;
}

augment "/nrnet3gpp:NRNetwork" {
  if-feature nrnet3gpp:ExternalsUnderNRNetwork;
  uses ExternalGNBCUCPFFunctionWrapper;
}
}
<CODE ENDS>

```

## E.5.11 module \_3gpp-nr-nrm-externalgnbcuupfunction.yang

```

<CODE BEGINS>
module _3gpp-nr-nrm-externalgnbcuupfunction {
  yang-version 1.1;
  namespace "urn:3gpp:sa5:_3gpp-nr-nrm-externalgnbcuupfunction";
  prefix "extgnbcuup3gpp";

  import _3gpp-common-managed-function { prefix mf3gpp; }
  import _3gpp-nr-nrm-nrnetwork { prefix nrnet3gpp; }
  import _3gpp-common-subnetwork { prefix subnet3gpp; }
  import _3gpp-common-top { prefix top3gpp; }

  organization "3GPP SA5";
  description "Defines the YANG mapping of the ExternalGNBCUUPFunction
  Information Object Class (IOC), that is part of the NR Network
  Resource Model (NRM).";
  reference "3GPP TS 28.541 5G Network Resource Model (NRM)";

  revision 2019-10-28 { reference S5-193518 ; }
  revision 2019-06-17 {
    description "Initial revision";
  }

  grouping ExternalGNBCUUPFunctionGrp {
    description "Represents the ExternalGNBCUUPFunction IOC.";
    reference "3GPP TS 28.541";
    uses mf3gpp:ManagedFunctionGrp;

    leaf gNBId {
      description "Identifies a gNB within a PLMN.";
      reference "gNB Identifier (gNB ID) in 3GPP TS 38.300, Global gNB ID
      in 3GPP TS 38.413";
    }
  }
}

```

```

        mandatory true;
        type int64 { range "0..4294967295"; }
    }

    leaf gNBIDLength {
        description "Indicates the number of bits for encoding the gNB ID.";
        reference "gNB ID in 3GPP TS 38.300, Global gNB ID in 3GPP TS 38.413";
        mandatory true;
        type int32 { range "22..32"; }
    }
}

grouping ExternalGNBCUUPFunctionWrapper {
    list ExternalGNBCUUPFunction {
        description "Represents the properties, known by the management function,
            of a GNBCUUPFunction managed by another management function.";
        reference "3GPP TS 28.541";
        key id;
        uses top3gpp:Top_Grp;
        container attributes {
            uses ExternalGNBCUUPFunctionGrp;
        }
        uses mf3gpp:ManagedFunctionContainedClasses;
    }
}

augment "/subnet3gpp:SubNetwork" {
    if-feature subnet3gpp:ExternalsUnderSubNetwork ;
    uses ExternalGNBCUUPFunctionWrapper;
}

augment "/nrnet3gpp:NRNetwork" {
    if-feature nrnet3gpp:ExternalsUnderNRNetwork;
    uses ExternalGNBCUUPFunctionWrapper;
}
}
<CODE ENDS>

```

## E.5.12 module \_3gpp-nr-nrm-externalgnbdufunction.yang

```

<CODE BEGINS>
module _3gpp-nr-nrm-externalgnbdufunction {
    yang-version 1.1;
    namespace "urn:3gpp:sa5:_3gpp-nr-nrm-externalgnbdufunction";
    prefix "extgnbdu3gpp";

    import _3gpp-common-yang-types { prefix types3gpp; }
    import _3gpp-common-managed-function { prefix mf3gpp; }
    import _3gpp-nr-nrm-nrnetwork { prefix nrnet3gpp; }
    import _3gpp-common-subnetwork { prefix subnet3gpp; }
    import _3gpp-common-top { prefix top3gpp; }

    organization "3GPP SA5";
    description "Defines the YANG mapping of the ExternalGNBDUFunction
        Information Object Class (IOC) that is part of the NR Network Resource
        Model (NRM).";
    reference "3GPP TS 28.541 5G Network Resource Model (NRM)";

    revision 2019-10-28 { reference S5-193518 ; }
    revision 2019-06-17 {
        description "Initial revision";
    }

    grouping ExternalGNBDUFunctionGrp {
        description "Represents the ExternalGNBDUFunction IOC.";
        reference "3GPP TS 28.541";
        uses mf3gpp:ManagedFunctionGrp;

        leaf gNBID {
            description "Identifies a gNB within a PLMN.";
            reference "gNB Identifier (gNB ID) in 3GPP TS 38.300, Global gNB ID
                in 3GPP TS 38.413";
            mandatory true;
            type int64 { range "0..4294967295"; }
        }

        leaf gNBIDLength {

```

```

        description "Indicates the number of bits for encoding the gNB ID.";
        reference "gNB ID in 3GPP TS 38.300, Global gNB ID in 3GPP TS 38.413";
        mandatory true;
        type int32 { range "22..32"; }
    }

    list pLMNid {
        description "Specifies the PLMN identifier to be used as part of the
            global RAN node identity.";
        key "mcc mnc";
        min-elements 1;
        max-elements 1;
        uses types3gpp:PLMNid;
    }
}

grouping ExternalGNBDUFunctionWrapper {
    list ExternalGNBDUFunction {
        description "Represents the properties, known by the management function,
            of a GNBDUFunction managed by another management function.";
        reference "3GPP TS 28.541";
        key id;
        uses top3gpp:Top_Grp;
        container attributes {
            uses ExternalGNBDUFunctionGrp;
        }
        uses mf3gpp:ManagedFunctionContainedClasses;
    }
}

augment "/subnet3gpp:SubNetwork" {
    if-feature subnet3gpp:ExternalsUnderSubNetwork ;
    uses ExternalGNBDUFunctionWrapper;
}

augment "/nrnet3gpp:NRNetwork" {
    if-feature nrnet3gpp:ExternalsUnderNRNetwork;
    uses ExternalGNBDUFunctionWrapper;
}
}
<CODE ENDS>

```

## E.5.13 module \_3gpp-nr-nrm-externalnrCellcu.yang

```

<CODE BEGINS>
module _3gpp-nr-nrm-externalnrCellcu {
    yang-version 1.1;
    namespace "urn:3gpp:sa5:_3gpp-nr-nrm-externalnrCellcu";
    prefix "extnrCellcu3gpp";

    import _3gpp-common-yang-types { prefix types3gpp; }
    import _3gpp-common-managed-function { prefix mf3gpp; }
    import _3gpp-nr-nrm-nrnetwork { prefix nrnet3gpp; }
    import _3gpp-common-subnetwork { prefix subnet3gpp; }
    import _3gpp-nr-nrm-externalgnbcucpfunction { prefix extgnbcucp3gpp; }
    import _3gpp-common-top { prefix top3gpp; }

    organization "3GPP SA5";
    description "Defines the YANG mapping of the ExternalNRCellCU Information
        Object Class (IOC), that is part of the NR Network Resource Model (NRM).";
    reference "3GPP TS 28.541 5G Network Resource Model (NRM)";

    revision 2019-10-28 { reference S5-193518 ; }

    revision 2019-06-17 {
        description "Initial revision";
    }

    grouping ExternalNRCellCUGrp {
        description "Represents the ExternalNRCellCU IOC.";
        reference "3GPP TS 28.541";
        uses mf3gpp:ManagedFunctionGrp;

        leaf cellLocalId {
            description "Identifies an NR cell of a gNB. Together with corresponding
                gNB ID it forms the NR Cell Identifier (NCI).";
            reference "NCI in 3GPP TS 38.300";
        }
    }
}

```

```

    mandatory true;
    type int32 {range "0..16383"; }
  }

  leaf nRPCI {
    description "The Physical Cell Identity (PCI) of the NR cell.";
    reference "3GPP TS 36.211";
    mandatory true;
    type int32 { range "0..1007"; }
  }

  list pLMNIdList {
    description "Defines which PLMNs that are assumed to be served by the
      NR cell in another gNB CU-CP. This list is either updated by the
      managed element itself (e.g. due to ANR, signalling over Xn, etc.) or
      by consumer over the standard interface.";
    key "mcc mnc";
    min-elements 1;
    max-elements 12;
    uses types3gpp:PLMNId;
  }

  leaf nRFrequencyRef {
    description "Reference to corresponding NRFrequency instance.";
    mandatory true;
    type types3gpp:DistinguishedName;
  }
}

grouping ExternalNRCellCUWrapper {
  list ExternalNRCellCU {
    description "Represents the properties of an NRCellCU controlled by
      another Management Service Provider.";
    reference "3GPP TS 28.541";
    key id;
    uses top3gpp:Top_Grp;
    container attributes {
      uses ExternalNRCellCUGrp;
    }
    uses mf3gpp:ManagedFunctionContainedClasses;
  }
}

augment "/subnet3gpp:SubNetwork/extgnbcucp3gpp:ExternalGNBCUCPFunction" {
  if-feature subnet3gpp:ExternalsUnderSubNetwork ;
  uses ExternalNRCellCUWrapper;
}

augment "/nrnet3gpp:NRNetwork/extgnbcucp3gpp:ExternalGNBCUCPFunction" {
  if-feature nrnet3gpp:ExternalsUnderNRNetwork;
  uses ExternalNRCellCUWrapper;
}
}
<CODE ENDS>

```

## E.5.14 module \_3gpp-nr-nrm-externalservinggwfunction.yang

```

<CODE BEGINS>
module _3gpp-nr-nrm-externalservinggwfunction {
  yang-version 1.1;
  namespace "urn:3gpp:sa5:_3gpp-nr-nrm-externalservinggwfunction";
  prefix "extservgw3gpp";

  import _3gpp-common-managed-function { prefix mf3gpp; }
  import _3gpp-common-subnetwork { prefix subnet3gpp; }
  import _3gpp-nr-nrm-eutranetwork { prefix eutranet3gpp; }
  import _3gpp-common-top { prefix top3gpp; }

  organization "3GPP SA5";
  description "Defines the YANG mapping of the ExternalServingGWFunction
    Information Object Class (IOC) that is part of the NR Network Resource
    Model (NRM).";
  reference "3GPP TS 28.541 5G Network Resource Model (NRM)";

  revision 2019-10-28 { reference S5-193518 ; }
  revision 2019-06-17 {
    description "Initial revision";
  }
}

```

```

}

grouping ExternalServingGWFunctionGrp {
  description "Represents the ExternalServingGWFunction IOC.";
  reference "3GPP TS 28.541";
  uses mf3gpp:ManagedFunctionGrp;
}

grouping ExternalServingGWFunctionWrapper {
  list ExternalServingGWFunction {
    description "Represents the properties, known by the management
      function, of a ServingGWFunction managed by another management
      function.";
    reference "3GPP TS 28.658";
    key id;
    uses top3gpp:Top_Grp;
    container attributes {
      uses ExternalServingGWFunctionGrp;
    }
    uses mf3gpp:ManagedFunctionContainedClasses;
  }
}

augment "/subnet3gpp:SubNetwork" {
  if-feature subnet3gpp:ExternalsUnderSubNetwork ;
  uses ExternalServingGWFunctionWrapper;
}

augment "/eutranet3gpp:EUltraNetwork" {
  if-feature eutranet3gpp:ExternalsUnderEUltraNetwork;
  uses ExternalServingGWFunctionWrapper;
}
}
<CODE ENDS>

```

## E.5.15 module \_3gpp-nr-nrm-externalupffunction.yang

```

<CODE BEGINS>
module _3gpp-nr-nrm-externalupffunction {
  yang-version 1.1;
  namespace "urn:3gpp:sa5:_3gpp-nr-nrm-externalupffunction";
  prefix "extupf3gpp";

  import _3gpp-common-managed-function { prefix mf3gpp; }
  import _3gpp-common-subnetwork { prefix subnet3gpp; }
  import _3gpp-nr-nrm-nrnetwork { prefix nrnet3gpp; }
  import _3gpp-common-top { prefix top3gpp; }

  organization "3GPP SA5";
  description "Defines the YANG mapping of the ExternalUPFFunction Information
    Object Class (IOC) that is part of the NR Network Resource Model (NRM).";
  reference "3GPP TS 28.541 5G Network Resource Model (NRM)";

  revision 2019-10-28 { reference S5-193518 ; }
  revision 2019-06-17 {
    description "Initial revision";
  }

  grouping ExternalUPFFunctionGrp {
    description "Represents the ExternalUPFFunction IOC.";
    reference "3GPP TS 28.541";
    uses mf3gpp:ManagedFunctionGrp;
  }

  grouping ExternalUPFFunctionWrapper {
    list ExternalUPFFunction {
      description "Represents the properties, known by the management
        function, of a UPFFunction managed by another management
        function.";
      reference "3GPP TS 28.541";
      key id;
      uses top3gpp:Top_Grp;
      container attributes {
        uses ExternalUPFFunctionGrp;
      }
      uses mf3gpp:ManagedFunctionContainedClasses;
    }
  }
}

```

```

}

augment "/subnet3gpp:SubNetwork" {
  if-feature subnet3gpp:ExternalsUnderSubNetwork ;
  uses ExternalUPFFunctionWrapper;
}

augment "/nrnet3gpp:NRNetwork" {
  if-feature nrnet3gpp:ExternalsUnderNRNetwork;
  uses ExternalUPFFunctionWrapper;
}
}
}
<CODE ENDS>

```

## E.5.16 module \_3gpp-nr-nrm-gnbcucpfunction.yang

```

<CODE BEGINS>
module _3gpp-nr-nrm-gnbcucpfunction {
  yang-version 1.1;
  namespace "urn:3gpp:sa5:_3gpp-nr-nrm-gnbcucpfunction";
  prefix "gnbcucp3gpp";

  import _3gpp-common-yang-types { prefix types3gpp; }
  import _3gpp-common-managed-function { prefix mf3gpp; }
  import _3gpp-common-managed-element { prefix me3gpp; }
  import _3gpp-common-top { prefix top3gpp; }
  import _3gpp-nr-nrm-rrmpolicy { prefix nrrmpolicy3gpp; }

  organization "3GPP SA5";
  contact "https://www.3gpp.org/DynaReport/TSG-WG--S5--officials.htm?Itemid=464";
  description "Defines the YANG mapping of the GNBCUCPFunction Information
  Object Class (IOC) that is part of the NR Network Resource Model (NRM).";
  reference "3GPP TS 28.541 5G Network Resource Model (NRM)";

  revision 2020-10-02 { reference CR-0383 ; }
  revision 2020-08-06 { reference "CR-0333"; }
  revision 2020-08-03 { reference "CR-0321"; }
  revision 2020-06-03 { reference "CR-0286"; }
  revision 2020-05-08 { reference S5-203316 ; }
  revision 2020-04-28 { reference "0260"; }
  revision 2020-02-14 { reference S5-20XXXX ; }
  revision 2019-10-28 { reference S5-193518 ; }
  revision 2019-06-17 {
    description "Initial revision";
  }

  feature DESManagementFunction {
    description "Classs representing Distributed SON Energy Saving feature";
  }

  feature DANRManagementFunction {
    description "Classs representing D-SON function of ANR Management feature";
  }

  feature DMROFunction {
    description "Classs representing D-SON function of MRO feature";
  }

  grouping GNBCUCPFunctionGrp {
    description "Represents the GNBCUCPFunction IOC.";
    reference "3GPP TS 28.541";
    uses mf3gpp:ManagedFunctionGrp;
    uses nrrmpolicy3gpp:RRMPolicy_Grp;

    leaf gNBID {
      description "Identifies a gNB within a PLMN. The gNB Identifier (gNB ID)
      is part of the NR Cell Identifier (NCI) of the gNB cells.";
      reference "gNB ID in 3GPP TS 38.300, Global gNB ID in 3GPP TS 38.413";
      mandatory true;
      type int64 { range "0..4294967295"; }
    }

    leaf gNBIDLength {
      description "Indicates the number of bits for encoding the gNB ID.";
      reference "gNB ID in 3GPP TS 38.300, Global gNB ID in 3GPP TS 38.413";
      mandatory true;
    }
  }
}

```

```

    type int32 { range "22..32"; }
  }

  leaf gNBCUName {
    description "Identifies the Central Unit of an gNB.";
    reference "3GPP TS 38.473";
    mandatory true;
    type string { length "1..150"; }
  }

  list pLMNId {
    description "The PLMN identifier to be used as part of the global RAN
      node identity.";
    key "mcc mnc";
    min-elements 1;
    max-elements 1;
    uses types3gpp:PLMNId;
  }

  leaf-list x2BlackList {
    type string;
    description "List of nodes to which X2 connections are prohibited.";
  }

  leaf-list x2WhiteList {
    type string;
    description "List of nodes to which X2 connections are enforced.";
  }

  leaf-list xnBlackList {
    type string;
    description "List of nodes to which Xn connections are prohibited.";
  }

  leaf-list xnWhiteList {
    type string;
    description "List of nodes to which X2 connections are enforced.";
  }

  leaf-list xnHOBBlackList {
    type string;
    description "List of nodes to which handovers over Xn are prohibited.";
  }
  leaf configurable5QISetRef {
    type types3gpp:DistinguishedName;
    description "DN of the Configurable5QISet that the GNBCUCPFunction supports (is associated
to).";
  }

  leaf-list x2HOBBlackList {
    type string;
    description "List of nodes to which handovers over X2 are prohibited.";
  }
  leaf dynamic5QISetRef {
    type types3gpp:DistinguishedName;
    description "DN of the Dynamic5QISet that the GNBCUCPFunction supports (is associated to).";
  }
}

augment "/me3gpp:ManagedElement" {

  list GNBCUCPFunction {
    description "Represents the logical function CU-CP of gNB and en-gNB.";
    reference "3GPP TS 28.541";
    key id;
    uses top3gpp:Top_Grp;
    container attributes {
      uses GNBCUCPFunctionGrp;
    }
    uses mf3gpp:ManagedFunctionContainedClasses;
  }
}
}
<CODE ENDS>

```



## E.5.17 module \_3gpp-nr-nrm-gnbcuupfunction.yang

```

<CODE BEGINS>
module _3gpp-nr-nrm-gnbcuupfunction {
  yang-version 1.1;
  namespace "urn:3gpp:sa5:_3gpp-nr-nrm-gnbcuupfunction";
  prefix "gnbcuup3gpp";

  import _3gpp-common-yang-types { prefix types3gpp; }
  import _3gpp-common-managed-function { prefix mf3gpp; }
  import _3gpp-common-managed-element { prefix me3gpp; }
  import _3gpp-common-top { prefix top3gpp; }
  import _3gpp-nr-nrm-rrmpolicy { prefix nrrmpolicy3gpp; }
  import _3gpp-5g-common-yang-types { prefix types5g3gpp; }

  organization "3GPP SA5";
  contact "https://www.3gpp.org/DynaReport/TSG-WG--S5--officials.htm?Itemid=464";
  description "Defines the YANG mapping of the GNBCUUPFunction Information
  Object Class (IOC) that is part of the NR Network Resource Model (NRM).";
  reference "3GPP TS 28.541 5G Network Resource Model (NRM)";

  revision 2020-11-05 { reference CR-0411 ; }
  revision 2020-08-06 { reference "CR-0333"; }
  revision 2020-08-03 { reference "CR-0321"; }
  revision 2020-06-03 { reference "CR-0286"; }
  revision 2020-05-28 { reference "CR-0318"; }
  revision 2020-03-12 { reference "SP-200233 S5-201547"; }
  revision 2020-02-14 { reference S5-20XXXX ; }
  revision 2019-10-28 { reference S5-193518 ; }
  revision 2019-08-21 { reference "Initial revision"; }

  grouping TAIGrp {
    description "Tracking Area Identity";

    list pLMNid {
      key "mcc mnc";
      description "PLMN IDs for the Tracking area";
      uses types3gpp:PLMNid;
    }

    leaf nRTAC {
      type int64;
      description "Identity of the common Tracking Area Code for the PLMNs
      allowedValues:
      a) It is the TAC or Extended-TAC.
      b) A cell can only broadcast one TAC or Extended-TAC.
      See TS 36.300, subclause 10.1.7 (PLMNID and TAC relation).
      c) TAC is defined in subclause 19.4.2.3 of 3GPP TS 23.003 and
      Extended-TAC is defined in subclause 9.3.1.29 of 3GPP TS 38.473.
      d) For a 5G SA (Stand Alone), it has a non-null value.";
    }
  }

  grouping BackhaulAddressGrp {
    description "Indicates the backhauladdress of gNB.";

    leaf gNBid {
      type uint32 {
        range "0..4294967295";
      }
      description "It identifies a gNB within a PLMN. The gNB ID is part of
      the NR Cell Identifier (NCI) of the gNB cells.";
      reference "gNB Identifier (gNB ID) of subclause 8.2 of TS 38.300.
      Global gNB ID in subclause 9.3.1.6 of TS 38.413";
    }

    list tAI {
      key nRTAC;
      min-elements 1;
      max-elements 1;
      description "Tracking Area Identity";
      reference "subclause 9.3.3.11 in TS 38.413";
      uses TAIGrp;
    }
  }

  grouping MappingSetIDBackhaulAddressGrp {

```

```

description "Mapping relationship between setID and backhaulAddress of gNB";

leaf idx {
  type uint32 ;
  description "ID value";
}

leaf setID {
  type uint32;
  mandatory true;
  description "Indicates the setID of gNB.";
  reference "Subclause 7.4.1.6 in TS 38.211";
}

list backhaulAddress {
  key gNBId;
  min-elements 1;
  max-elements 1;
  description "Indicates the backhauladdress of gNB.";
  uses BackhaulAddressGrp;
}
}
grouping GNBCUUPFunctionGrp {
  description "Represents the GNBCUUPFunction IOC.";
  reference "3GPP TS 28.541";
  uses mf3gpp:ManagedFunctionGrp;
  uses nrrrmpolicy3gpp:RRMPolicy_Grp;

  leaf gNBCUUPId {
    type uint64 {
      range "0..68719476735" ;
    }
    config false;
    mandatory true;
    description "Identifies the gNB-CU-UP at least within a gNB-CU-CP";
    reference "'gNB-CU-UP ID' in subclause 9.3.1.15 of 3GPP TS 38.463";
  }

  leaf gNBId {
    type uint32;
    mandatory true;
    description "Identifies a gNB within a PLMN. The gNB ID is part of the
      NR Cell Identifier (NCI) of the gNB cells. ";
    reference "gNB Identifier (gNB ID) of subclause 8.2 of TS 38.300.
      Global gNB ID in subclause 9.3.1.6 of TS 38.413";
  }

  leaf gNBIdLength {
    mandatory true;
    type int32 { range "22..32"; }
    description "Indicates the number of bits for encoding the gNB Id.";
    reference "gNB Id in 3GPP TS 38.300, Global gNB ID in 3GPP TS 38.413";
  }

  list plmnInfoList {
    description "The PLMNInfoList is a list of PLMNInfo data type. It
      defines which PLMNs that can be served by the GNBCUUPFunction and
      which S-NSSAIs can be supported by the GNBCUUPFunction for
      corresponding PLMN in case of network slicing feature is supported";
    key "mcc mnc sd sst";
    uses types5g3gpp:PLMNInfo;
  }

  list mappingSetIDBackhaulAddressList {
    key idx;
    description "Specifies a list of mappingSetIDBackhaulAddress used to
      retrieve the backhaul address of the victim set.
      Must be present if Remote Interference Management function is
      supported.";
    uses MappingSetIDBackhaulAddressGrp;
  }

  leaf configurable5QISetRef {
    type types3gpp:DistinguishedName;
    description "DN of the Configurable5QISet that the GNBCUUPFunction
      supports (is associated to).";
  }
  leaf dynamic5QISetRef {

```

```

    type types3gpp:DistinguishedName;
    description "DN of the Dynamic5QISet that the GNBCUUPFunction
    supports (is associated to).";
  }
}

augment "/me3gpp:ManagedElement" {

  list GNBCUUPFunction {
    key id;
    description "Represents the logical function CU-UP of gNB or en-gNB.";
    reference "3GPP TS 28.541";
    uses top3gpp:Top_Grp;
    container attributes {
      uses GNBCUUPFunctionGrp;
    }
    uses mf3gpp:ManagedFunctionContainedClasses;
  }
}
}
<CODE ENDS>

```

## E.5.18 module\_3gpp-nr-nrm-gnbdufunction.yang

```

<CODE BEGINS>
module _3gpp-nr-nrm-gnbdufunction {
  yang-version 1.1;
  namespace "urn:3gpp:sa5:_3gpp-nr-nrm-gnbdufunction";
  prefix "gnbdu3gpp";

  import _3gpp-common-managed-function { prefix mf3gpp; }
  import _3gpp-common-managed-element { prefix me3gpp; }
  import _3gpp-common-top { prefix top3gpp; }
  import _3gpp-nr-nrm-rrmpolicy { prefix nrrmpolicy3gpp; }

  organization "3GPP SA5";
  description "Defines the YANG mapping of the GNBDUFunction Information
  Object Class (IOC) that is part of the NR Network Resource Model (NRM).";
  reference "3GPP TS 28.541 5G Network Resource Model (NRM)";

  revision 2021-04-30 { reference CR-0489; }
  revision 2020-10-02 { reference CR-0383 ; }
  revision 2020-03-12 { reference "SP-200233 S5-201547" ; }
  revision 2020-02-14 { reference S5-20XXXX ; }
  revision 2019-10-28 { reference S5-193518 ; }
  revision 2019-08-21 {
    description "Initial revision.";
  }

  feature DRACHOptimizationFunction {
    description "Classs representing D-SON function of RACH optimization
  feature";
  }

  grouping GNBDUFunctionGrp {
    description "Represents the GNBDUFunction IOC.";
    reference "3GPP TS 28.541";
    uses mf3gpp:ManagedFunctionGrp;
    uses nrrmpolicy3gpp:RRMPolicy_Grp;

    leaf gNBID {
      type int64 { range "0..4294967295"; }
      mandatory true;
      description "Identifies a gNB within a PLMN. The gNB Identifier (gNB ID)
      is part of the NR Cell Identifier (NCI) of the gNB cells.";
      reference "gNB ID in 3GPP TS 38.300, Global gNB ID in 3GPP TS 38.413";
    }

    leaf gNBIDLength {
      type int32 { range "22..32"; }
      mandatory true;
      description "Indicates the number of bits for encoding the gNB ID.";
      reference "gNB ID in 3GPP TS 38.300, Global gNB ID in 3GPP TS 38.413";
    }

    leaf gNBUID {
      type int64 { range "0..68719476735"; }
    }
  }
}

```

```

    mandatory true;
    description "Uniquely identifies the DU at least within a gNB.";
    reference "3GPP TS 38.473";
}

leaf gNBDUName {
    type string { length "1..150"; }
    description "Identifies the Distributed Unit of an NR node";
    reference "3GPP TS 38.473";
}

leaf aggressorSetID {
    type uint32 { range "0..4194304"; }
    config false;
    description "Indicates the associated aggressor gNB Set ID of the cell
        Valid when Remote Interference Management function is supported.";
    reference "3GPP TS 38.211 subclause 7.4.1.6";
}
leaf victimSetID {
    type uint32 { range "0..4194304"; }
    config false;
    description "Indicates the associated victim gNB Set ID of the cell
        Valid when Remote Interference Management function is supported.";
    reference "3GPP TS 38.211 subclause 7.4.1.6";
}
}

augment "/me3gpp:ManagedElement" {

    list GNBDUFunction {
        key id;
        description "Represents the logical function DU of gNB or en-gNB.";
        reference "3GPP TS 28.541";
        uses top3gpp:Top_Grp;
        container attributes {
            uses GNBDUFunctionGrp;
        }
        uses mf3gpp:ManagedFunctionContainedClasses;
    }
}
}
<CODE ENDS>

```

## E.5.19 module \_3gpp-nr-nrm-nrcellcu.yang

```

<CODE BEGINS>
module _3gpp-nr-nrm-nrcellcu {
    yang-version 1.1;
    namespace "urn:3gpp:sa5:_3gpp-nr-nrm-nrcellcu";
    prefix "nrcellcu3gpp";

    import _3gpp-common-yang-types { prefix types3gpp; }
    import _3gpp-common-managed-function { prefix mf3gpp; }
    import _3gpp-common-managed-element { prefix me3gpp; }
    import _3gpp-nr-nrm-gnbcucpfunction { prefix gnbcucp3gpp; }
    import _3gpp-common-top { prefix top3gpp; }
    import _3gpp-5g-common-yang-types { prefix types5g3gpp; }

    organization "3GPP SA5";
    contact "https://www.3gpp.org/DynaReport/TSG-WG--S5--officials.htm?Itemid=464";
    description "Defines the YANG mapping of the NRCellCU Information Object
        Class (IOC) that is part of the NR Network Resource Model (NRM).";
    reference "3GPP TS 28.541 5G Network Resource Model (NRM)";

    revision 2020-11-25 { reference CR-0385 ; }
    revision 2020-11-05 { reference CR-0411 ; }
    revision 2020-10-02 { reference CR-0383 ; }
    revision 2020-05-08 { reference S5-203316 ; }
    revision 2020-02-14 { reference S5-20XXXX ; }
    revision 2019-10-28 { reference S5-193518 ; }
    revision 2019-06-17 { reference "Initial revision"; }

    feature DPCICongfigurationFunction {
        description "Class representing Distributed SON
            function of PCI configuration feature";
    }
}

```

```

feature DESManagementFunction {
  description "Class representing Distributed SON
    Energy Saving feature";
}

feature DMROFunction {
  description "Class representing D-SON function of MRO feature";
}

feature CESManagementFunction {
  description "Class representing Centralized SON Energy Saving
    feature";
}

grouping NRCellCUGrp {
  description "Represents the NRCellCU IOC.";
  reference "3GPP TS 28.541";
  uses mf3gpp:ManagedFunctionGrp;

  leaf cellLocalId {
    description "Identifies an NR cell of a gNB. Together with corresponding
      gNB ID it forms the NR Cell Identifier (NCI).";
    mandatory true;
    type int32 { range "0..16383"; }
  }

  list pLMNInfoList {
    description "The pLMNInfoList is a list of pLMNInfo data type. It defines
      which PLMNs that can be served by the NR cell, and which S-NSSAIs that
      can be supported by the NR cell for corresponding PLMN in case of
      network slicing feature is supported.";
    // Note: Whether the attribute pLMNid in the pLMNInfo can be writable
    // depends on the implementation.
    key "mcc mnc sd sst";
    min-elements 1;
    uses types5g3gpp:PLMNInfo;
  }

  leaf nRFrequencyRef {
    description "Reference to corresponding nRFrequency instance.";
    config false;
    type types3gpp:DistinguishedName;
  }
}

augment "/me3gpp:ManagedElement/gnbcucp3gpp:GNBCUCPFunction" {

  list NRCellCU {
    description "Represents the information required by CU that is
      responsible for the management of inter-cell mobility and neighbour
      relations via ANR.";
    reference "3GPP TS 28.541";
    key id;
    uses top3gpp:Top_Grp;
    container attributes {
      uses NRCellCUGrp;
    }
    uses mf3gpp:ManagedFunctionContainedClasses;
  }
}
}
<CODE ENDS>

```

## E.5.20 module \_3gpp-nr-nrm-nrcelldu.yang

```

<CODE BEGINS>
module _3gpp-nr-nrm-nrcelldu {
  yang-version 1.1;
  namespace "urn:3gpp:sa5:_3gpp-nr-nrm-nrcelldu";
  prefix "nrcelldu3gpp";

  import _3gpp-common-yang-types { prefix types3gpp; }
  import _3gpp-common-managed-function { prefix mf3gpp; }
  import _3gpp-common-managed-element { prefix me3gpp; }
  import _3gpp-common-top { prefix top3gpp; }
  import _3gpp-nr-nrm-gnbdufunction { prefix gnbdu3gpp; }

```

```
import _3gpp-nr-nrm-rrmpolicy { prefix nrrmpolicy3gpp; }
import _3gpp-5g-common-yang-types { prefix types5g3gpp; }

organization "3GPP SA5";
contact "https://www.3gpp.org/DynaReport/TSG-WG--S5--officials.htm?Itemid=464";
description "Defines the YANG mapping of the NRCellDU Information Object
  Class (IOC) that is part of the NR Network Resource Model (NRM).";
reference "3GPP TS 28.541 5G Network Resource Model (NRM)";

revision 2020-11-25 { reference CR-0385 ; }
revision 2020-11-05 { reference CR-0411 ; }
revision 2020-10-02 { reference CR-0383; }
revision 2020-05-08 { reference S5-203316 ; }
revision 2020-02-14 { reference S5-20XXXX ; }
revision 2019-10-28 { reference S5-193518 ; }
revision 2019-09-03 { reference "Initial revision"; }

feature DRACHOptimizationFunction {
  description "Class representing D-SON function of RACH optimization
feature";
}

feature CPCICongfigurationFunction {
  description "Class representing Centralized SON function of
  PCI configuration feature";
}

grouping NRCellDUGrp {
  description "Represents the NRCellDU IOC.";
  reference "3GPP TS 28.541";
  uses mf3gpp:ManagedFunctionGrp;
  uses nrrmpolicy3gpp:RRMPolicy_Grp;

  leaf cellLocalId {
    description "Identifies an NR cell of a gNB. Together with the
    corresponding gNB identifier in forms the NR Cell Identity (NCI).";
    reference "NCI in 3GPP TS 38.300";
    mandatory true;
    type int32 { range "0..16383"; }
  }

  leaf operationalState {
    description "Operational state of the NRCellDU instance. Indicates
    whether the resource is installed and partially or fully operable
    (ENABLED) or the resource is not installed or not operable
    (DISABLED).";
    config false;
    type types3gpp:OperationalState;
  }

  leaf administrativeState {
    description "Administrative state of the NRCellDU. Indicates the
    permission to use or prohibition against using the cell, imposed
    through the OAM services.";
    type types3gpp:AdministrativeState;
    default LOCKED;
  }

  leaf cellState {
    description "Cell state of the NRCellDU instance. Indicates whether the
    cell is not currently in use (IDLE), or currently in use but not
    configured to carry traffic (INACTIVE), or currently in use and is
    configured to carry traffic (ACTIVE).";
    config false;
    type types3gpp:CellState;
  }
}

list pLMNInfoList {
  description "The pLMNInfoList is a list of pLMNInfo data type. It
  defines which pLMNs that can be served by the NR cell, and which
  S-NSSAIs that can be supported by the NR cell for corresponding pLMN
  in case of network slicing feature is supported. The pLMNID of the
  first entry of the list is the pLMNID used to construct the nCGI for
  the NR cell.";
  key "mcc mnc sd sst";
  min-elements 1;
}
```

```
    ordered-by user;
    uses types5g3gpp:PLMNInfo;
  }

  leaf nRPCI {
    description "The Physical Cell Identity (PCI) of the NR cell.";
    reference "3GPP TS 36.211";
    mandatory true;
    type int32 { range "0..1007"; }
  }

  leaf nRTAC {
    description "The common 5GS Tracking Area Code for the PLMNs.";
    reference "3GPP TS 23.003, 3GPP TS 38.473";
    type types3gpp:Tac;
  }

  leaf arfcnDL {
    description "NR Absolute Radio Frequency Channel Number (NR-ARFCN) for
      downlink.";
    reference "3GPP TS 38.104";
    mandatory true;
    type int32;
  }

  leaf arfcnUL {
    description "NR Absolute Radio Frequency Channel Number (NR-ARFCN) for
      uplink.";
    reference "3GPP TS 38.104";
    type int32;
  }

  leaf arfcnSUL {
    description "NR Absolute Radio Frequency Channel Number (NR-ARFCN) for
      supplementary uplink.";
    reference "3GPP TS 38.104";
    type int32;
  }

  leaf bSChannelBwDL {
    description "Base station channel bandwidth for downlink.";
    reference "3GPP TS 38.104";
    type int32;
    units MHz;
  }

  leaf bSChannelBwUL {
    description "Base station channel bandwidth for uplink.";
    reference "3GPP TS 38.104";
    type int32;
    units MHz;
  }

  leaf bSChannelBwSUL {
    description "Base station channel bandwidth for supplementary uplink.";
    reference "3GPP TS 38.104";
    type int32;
    units MHz;
  }

  leaf ssbFrequency {
    description "Indicates cell defining SSB frequency domain position.
      Frequency (in terms of NR-ARFCN) of the cell defining SSB transmission.
      The frequency identifies the position of resource element RE=#0
      (subcarrier #0) of resource block RB#10 of the SS block. The frequency
      must be positioned on the NR global frequency raster, as defined in
      3GPP TS 38.101-1, and within bSChannelBwDL.";
    mandatory true;
    type int32 { range "0..3279165"; }
  }

  leaf ssbPeriodicity {
    description "Indicates cell defined SSB periodicity. The SSB periodicity
      is used for the rate matching purpose.";
    mandatory true;
    type int32 { range "5 | 10 | 20 | 40 | 80 | 160"; }
    units "subframes (ms)";
  }
}
```

```

leaf ssbSubCarrierSpacing {
  description "Subcarrier spacing of SSB. Only the values 15 kHz or 30 kHz
    (< 6 GHz), 120 kHz or 240 kHz (> 6 GHz) are applicable.";
  reference "3GPP TS 38.211";
  mandatory true;
  type int32 { range "15 | 30 | 120 | 240"; }
  units kHz;
}

leaf ssbOffset {
  description "Indicates cell defining SSB time domain position. Defined
    as the offset of the measurement window, in which to receive SS/PBCH
    blocks, where allowed values depend on the ssbPeriodicity
    (ssbOffset < ssbPeriodicity).";
  mandatory true;
  type int32 { range "0..159"; }
  units "subframes (ms)";
}

leaf ssbDuration {
  description "Duration of the measurement window in which to receive
    SS/PBCH blocks.";
  reference "3GPP TS 38.213";
  mandatory true;
  type int32 { range "1..5"; }
  units "subframes (ms)";
}

leaf-list nrSectorCarrierRef {
  description "Reference to corresponding NRSectorCarrier instance.";
  min-elements 1;
  type types3gpp:DistinguishedName;
}

leaf-list bwPRef {
  description "Reference to corresponding BWP instance.";
  type types3gpp:DistinguishedName;
}

leaf-list nrFrequencyRef {
  description "Reference to corresponding NRFrequency instance.";
  type types3gpp:DistinguishedName;
}
}

augment "/me3gpp:ManagedElement/gnbdu3gpp:GNBDUFunction" {

  list NRCellDU {
    description "Represents the information of a cell known by DU.";
    reference "3GPP TS 28.541";
    key id;
    uses top3gpp:Top_Grp;
    container attributes {
      uses NRCellDUGrp;
    }
    uses mf3gpp:ManagedFunctionContainedClasses;
  }
}
}
<CODE ENDS>

```

## E.5.21 module \_3gpp-nr-nrm-nrcellrelation.yang

```

<CODE BEGINS>
module _3gpp-nr-nrm-nrcellrelation {
  yang-version 1.1;
  namespace "urn:3gpp:sa5:_3gpp-nr-nrm-nrcellrelation";
  prefix "nrcellrel3gpp";

  import _3gpp-common-yang-types { prefix types3gpp; }
  import _3gpp-common-managed-function { prefix mf3gpp; }
  import _3gpp-common-managed-element { prefix me3gpp; }
  import _3gpp-common-top { prefix top3gpp; }
  import _3gpp-nr-nrm-gnbcucpfunction { prefix gnbucp3gpp; }
  import _3gpp-nr-nrm-nrcellcu { prefix nrcellcu3gpp; }

```



```
organization "3GPP SA5";
description "Defines the YANG mapping of the NRCellRelation Information
  Object Class (IOC) that is part of the NR Network Resource Model (NRM).";
reference "3GPP TS 28.541 5G Network Resource Model (NRM)";

revision 2021-01-25 { reference CR-0454 ; }
revision 2020-06-03 { reference S5-202333 ; }
revision 2020-04-23 { reference CR0281 ; }
revision 2019-10-28 { reference S5-193518 ; }
revision 2019-08-30 {
  description "Initial revision";
}

typedef EnergySavingCoverage {
  type enumeration {
    enum FULL;
    enum NO;
    enum PARTIAL;
  }
}

grouping NRCellRelationGrp {
  description "Represents the NRCellRelation IOC.";
  reference "3GPP TS 28.541";

  leaf nRTCI {
    description "Target NR Cell Identifier. It consists of NR Cell
      Identifier (NCI) and Physical Cell Identifier of the target NR cell
      (nRPCI).";
    type uint64;
  }

  container cellIndividualOffset {
    description "A set of offset values for the neighbour cell. Used when
      UE is in connected mode. Defined for rsrpOffsetSSB, rsrqOffsetSSB,
      sinrOffsetSSB, rsrpOffsetCSI-RS, rsrqOffsetCSI-RS and
      sinrOffsetCSI-RS.";
    reference "cellIndividualOffset in MeasObjectNR in 3GPP TS 38.331";

    leaf rsrpOffsetSsb {
      description "Offset value of rsrpOffsetSSB.";
      default 0;
      type types3gpp:QOffsetRange;
    }

    leaf rsrqOffsetSsb{
      description "Offset value of rsrqOffsetSSB.";
      default 0;
      type types3gpp:QOffsetRange;
    }

    leaf sinrOffsetSsb {
      description "Offset value of sinrOffsetSSB.";
      default 0;
      type types3gpp:QOffsetRange;
    }

    leaf rsrpOffsetCsiRs{
      description "Offset value of rsrpOffsetCSI-RS.";
      default 0;
      type types3gpp:QOffsetRange;
    }

    leaf rsrqOffsetCsiRs {
      description "Offset value of rsrqOffsetCSI-RS.";
      default 0;
      type types3gpp:QOffsetRange;
    }

    leaf sinrOffsetCsiRs {
      description "Offset value of sinrOffsetCSI-RS.";
      default 0;
      type types3gpp:QOffsetRange;
    }
  }

  leaf nRFreqRelationRef {
```

```

        description "Reference to a corresponding NRFreqRelation instance.";
        mandatory true;
        type types3gpp:DistinguishedName;
    }

    leaf adjacentNRCellRef {
        description "Reference to an adjacent NR cell (NRCellCU or
            ExternalNRCellCU).";
        mandatory true;
        type types3gpp:DistinguishedName;
    }

    leaf isRemoveAllowed {
        type boolean;
        default true;
        description "True if the ANR function in the node is allowed to remove this relation.";
    }

    leaf isHOAllowed {
        type boolean;
        default true;
        description "True if handovers are allowed over this relation.";
    }

    leaf isESCoveredBy {
        description "Indicates whether the adjacent cell
            provides no, partial or full coverage for the parent cell
            instance. Adjacent cells with this attribute equal to FULL are
            recommended to be considered as candidate cells to take over the
            coverage when the original cell is about to be changed to energy
            saving state. All adjacent cells with this property equal
            to PARTIAL are recommended to be considered as entirety of candidate
            cells to take over the coverage when the original cell is about to be
            changed to energy saving state.";
        type EnergySavingCoverage;
    }
}

augment /me3gpp:ManagedElement/gnbcucp3gpp:GNBCUCPFunction/nrcellcu3gpp:NRCellCU {

    list NRCellRelation {
        description "Represents a neighbour cell relation from a source cell
            to a target cell, where the target cell is an NRCellCU or
            ExternalNRCellCU instance.";
        reference "3GPP TS 28.541";
        key id;
        uses top3gpp:Top_Grp;
        container attributes {
            uses NRCellRelationGrp;
        }
        uses mf3gpp:ManagedFunctionContainedClasses;
    }
}
}
<CODE ENDS>

```

## E.5.22 module \_3gpp-nr-nrm-nrfreqrelation.yang

```

<CODE BEGINS>
module _3gpp-nr-nrm-nrfreqrelation {
    yang-version 1.1;
    namespace "urn:3gpp:sa5:_3gpp-nr-nrm-nrfreqrelation";
    prefix "nrfreqrel3gpp";

    import _3gpp-common-yang-types { prefix types3gpp; }
    import _3gpp-common-managed-function { prefix mf3gpp; }
    import _3gpp-common-managed-element { prefix me3gpp; }
    import _3gpp-common-top { prefix top3gpp; }
    import _3gpp-nr-nrm-gnbcucpfunction { prefix gnbcucp3gpp; }
    import _3gpp-nr-nrm-nrcellcu { prefix nrcellcu3gpp; }

    organization "3GPP SA5";
    description "Defines the YANG mapping of the NRFreqRelation Information
        Object Class (IOC) that is part of the NR Network Resource Model (NRM).";
    reference "3GPP TS 28.541 5G Network Resource Model (NRM)";

    revision 2020-04-23 { reference CR0281 ; }
}

```

```

revision 2019-10-28 { reference S5-193518 ; }
revision 2019-06-17 {
  description "Initial revision";
}

grouping NRRFreqRelationGrp {
  description "Represents the NRRFreqRelation IOC.";
  reference "3GPP TS 28.541";

  container offsetMO {
    description "A set of offset values applicable to all measured cells
      with reference signal(s) indicated in corresponding MeasObjectNR. It
      is used to indicate a cell, beam or measurement object specific offset
      to be applied when evaluating candidates for cell re-selection or when
      evaluating triggering conditions for measurement reporting. It is
      defined for rsrpOffsetSSB, rsrqOffsetSSB, sinrOffsetSSB,
      rsrpOffsetCSI-RS, rsrqOffsetCSI-RS and sinrOffsetCSI-RS.";
    reference "offsetMO in MeasObjectNR in 3GPP TS 38.331";

    leaf rsrpOffsetSsb {
      description "Offset value of rsrpOffsetSSB.";
      default 0;
      type types3gpp:QOffsetRange;
    }

    leaf rsrqOffsetSsb {
      description "Offset value of rsrqOffsetSSB.";
      default 0;
      type types3gpp:QOffsetRange;
    }

    leaf sinrOffsetSsb {
      description "Offset value of sinrOffsetSSB.";
      default 0;
      type types3gpp:QOffsetRange;
    }

    leaf rsrpOffsetCsiRs {
      description "Offset value of rsrpOffsetCSI-RS.";
      default 0;
      type types3gpp:QOffsetRange;
    }

    leaf rsrqOffsetCsiRs {
      description "Offset value of rsrqOffsetCSI-RS.";
      default 0;
      type types3gpp:QOffsetRange;
    }

    leaf sinrOffsetCsiRs {
      description "Offset value of sinrOffsetCSI-RS.";
      default 0;
      type types3gpp:QOffsetRange;
    }
  }

  leaf-list blacklistEntry {
    description "A list of Physical Cell Identities (PCIs) that are
      blacklisted in NR measurements.";
    reference "3GPP TS 38.331";
    min-elements 0;
    type uint16 { range "0..1007"; }
  }

  leaf-list blacklistEntryIdleMode {
    description "A list of Physical Cell Identities (PCIs) that are
      blacklisted in SIB4 and SIB5.";
    min-elements 0;
    type uint16 { range "0..1007"; }
  }

  leaf cellReselectionPriority {
    description "The absolute priority of the carrier frequency used by the
      cell reselection procedure. Value 0 means lowest priority. The value
      must not already used by other RAT, i.e. equal priorities between RATs
      are not supported. The UE behaviour when no value is entered is
      specified in subclause 5.2.4.1 of 3GPP TS 38.304.";
    reference "CellReselectionPriority in 3GPP TS 38.331, priority in

```

```
    3GPP TS 38.304";
    type uint32;
    default 0;
}

leaf cellReselectionSubPriority {
    description "Indicates a fractional value to be added to the value of
        cellReselectionPriority to obtain the absolute priority of the
        concerned carrier frequency for E-UTRA and NR.";
    reference "3GPP TS 38.331";
    type uint8 { range "2 | 4 | 6 | 8"; }
    units "0.1";
}

leaf pMax {
    description "Used for calculation of the parameter Pcompensation
        (defined in 3GPP TS 38.304), at cell reselection to a cell.";
    reference "PEMAX in 3GPP TS 38.101-1";
    mandatory false;
    type int32 { range "-30..33"; }
    units dBm;
}

leaf qOffsetFreq {
    description "The frequency specific offset applied when evaluating
        candidates for cell reselection.";
    mandatory false;
    type types3gpp:QOffsetRange;
    default 0;
}

leaf qQualMin {
    description "Indicates the minimum required quality level in the cell.
        Value 0 means that it is not sent and UE applies in such case the
        (default) value of negative infinity for Qqualmin. Sent in SIB3 or
        SIB5.";
    reference "3GPP TS 38.304";
    type int32 { range "-34..-3 | 0"; }
    units dB;
    default 0;
}

leaf qRxLevMin {
    description "Indicates the required minimum received Reference Symbol
        Received Power (RSRP) level in the NR frequency for cell reselection.
        Broadcast in SIB3 or SIB5, depending on whether the related frequency
        is intra- or inter-frequency. Resolution is 2.";
    reference "3GPP TS 38.304";
    mandatory true;
    type int32 { range "-140..-44"; }
    units dBm;
}

leaf threshXHighP {
    description "Specifies the Srxlev threshold used by the UE when
        reselecting towards a higher priority RAT/frequency than the current
        serving frequency. Each frequency of NR and E-UTRAN might have a
        specific threshold. Resolution is 2.";
    reference "ThreshX, HighP in 3GPP TS 38.304";
    mandatory true;
    type int32 { range "0..62"; }
    units dB;
}

leaf threshXHighQ {
    description "Specifies the Squal threshold used by the UE when
        reselecting towards a higher priority RAT/frequency than the current
        serving frequency. Each frequency of NR and E-UTRAN might have a
        specific threshold.";
    reference "ThreshX, HighQ in 3GPP TS 38.304";
    mandatory true;
    type int32 { range "0..31"; }
    units dB;
}

leaf threshXLowP {
    description "Specifies the Srxlev threshold used by the UE when
        reselecting towards a lower priority RAT/frequency than the current
```

```

        serving frequency. Each frequency of NR and E-UTRAN might have a
        specific threshold. Resolution is 2.";
        reference "ThreshX, LowP in 3GPP TS 38.304";
        mandatory true;
        type int32 { range "0..62"; }
        units dB;
    }

    leaf threshXLowQ {
        description "Specifies the Squal threshold used by the UE when
        reselecting towards a lower priority RAT/frequency than the current
        serving frequency. Each frequency of NR and E-UTRAN might have a
        specific threshold.";
        reference "ThreshX, LowQ in 3GPP TS 38.304";
        mandatory true;
        type int32 { range "0..31"; }
        units dB;
    }

    leaf tReselectionNR {
        description "Cell reselection timer for NR.";
        reference "TreseselectionRAT for NR in 3GPP TS 38.331";
        mandatory true;
        type int32 { range "0..7"; }
        units s;
    }

    leaf tReselectionNRSfHigh {
        description "The attribute tReselectionNr (parameter TreseselectionNR in
        3GPP TS 38.304) is multiplied with this scaling factor if the UE is
        in high mobility state.";
        reference "Speed dependent ScalingFactor for TreseselectionNR for high
        mobility state in 3GPP TS 38.304";
        mandatory true;
        type uint8 { range "25 | 50 | 75 | 100"; }
        units %;
    }

    leaf tReselectionNRSfMedium {
        description "The attribute tReselectionNr (parameter TreseselectionNR in
        3GPP TS 38.304) multiplied with this scaling factor if the UE is in
        medium mobility state.";
        reference "Speed dependent ScalingFactor for TreseselectionNR for medium
        mobility state in 3GPP TS 38.304";
        mandatory true;
        type uint8 { range "25 | 50 | 75 | 100"; }
        units %;
    }

    leaf nRFrequencyRef {
        description "Reference to a corresponding NRFrequency instance.";
        mandatory true;
        type types3gpp:DistinguishedName;
    }
}

augment /me3gpp:ManagedElement/gnbcucp3gpp:GNBCUCPFunction/nrcellcu3gpp:NRCellCU {

    list NRFreqRelation {
        description "Together with the target NRFrequency, it represents the
        frequency properties applicable to the referencing NRFreqRelation.";
        reference "3GPP TS 28.541";
        key id;
        uses top3gpp:Top_Grp;
        container attributes {
            uses NRFreqRelationGrp;
        }
        uses mf3gpp:ManagedFunctionContainedClasses;
    }
}
}
}
<CODE ENDS>

```

## E.5.23 module \_3gpp-nr-nrm-nrfrequency.yang

```

<CODE BEGINS>
module _3gpp-nr-nrm-nrfrequency {

```

```

yang-version 1.1;
namespace "urn:3gpp:sa5:_3gpp-nr-nrm-nrnetwork-nrfrequency";
prefix "nrfreq3gpp";

import _3gpp-common-managed-function { prefix mf3gpp; }
import _3gpp-nr-nrm-nrnetwork { prefix nrnet3gpp; }
import _3gpp-common-subnetwork { prefix subnet3gpp; }
import _3gpp-common-top { prefix top3gpp; }

organization "3GPP SA5";
description "Defines the YANG mapping of the NRFrequency Information Object
  Class (IOC) that is part of the NR Network Resource Model (NRM).";
reference "3GPP TS 28.541 5G Network Resource Model (NRM)";

revision 2019-10-28 { reference S5-193518 ; }
revision 2019-06-17 {
  description "Initial revision";
}

grouping NRFrequencyGrp {
  description "Represents the NRFrequency IOC.";
  reference "3GPP TS 28.541";
  uses mf3gpp:ManagedFunctionGrp;

  leaf absoluteFrequencySSB {
    description "The absolute frequency applicable for a downlink NR carrier
      frequency associated with the SSB, in terms of NR-ARFCN.";
    mandatory true;
    type uint32 { range "0.. 3279165"; }
  }

  leaf sBSSubCarrierSpacing {
    description "Sub-carrier spacing of the SSB.";
    mandatory true;
    type uint8 { range "15 | 30 | 60 | 120"; }
    units "kHz";
  }

  leaf-list multiFrequencyBandListNR {
    description "List of additional frequency bands the frequency belongs to.
      The list is automatically set by the gNB.";
    config false;
    min-elements 0;
    type uint16 { range "1..256"; }
  }
}

grouping NRFrequencyWrapper {
  list NRFrequency {
    description "Represents certain NR frequency properties.";
    reference "3GPP TS 28.541";
    key id;
    uses top3gpp:Top_Grp;
    container attributes {
      uses NRFrequencyGrp;
    }
    uses mf3gpp:ManagedFunctionContainedClasses;
  }
}

augment "/subnet3gpp:SubNetwork" {
  if-feature subnet3gpp:ExternalsUnderSubNetwork ;
  uses NRFrequencyWrapper;
}

augment "/nrnet3gpp:NRNetwork" {
  if-feature nrnet3gpp:ExternalsUnderNRNetwork;
  uses NRFrequencyWrapper;
}
}
<CODE ENDS>

```

## E.5.24 module \_3gpp-nr-nrm-nrnetwork.yang

```

<CODE BEGINS>
module _3gpp-nr-nrm-nrnetwork {
  yang-version 1.1;

```

```

namespace "urn:3gpp:sa5:_3gpp-nr-nrm-nrnetwork";
prefix "nrnet3gpp";

import _3gpp-common-subnetwork { prefix subnet3gpp; }
import _3gpp-common-top { prefix top3gpp; }

organization "3GPP SA5";
description "Defines the YANG mapping of the NRNetwork Information Object
  Class (IOC) that is part of the NR Network Resource Model (NRM).";
reference "3GPP TS 28.541 5G Network Resource Model (NRM)";

revision 2019-06-17 {
  description "Initial revision";
}

feature ExternalsUnderNRNetwork {
  description "Classes representing external entities like NRFrequency,
    ExternalGNBCUCPFunction, ExternalGNBDUFunction
    are contained under a NRNetwork list/class.";
}

grouping NRNetworkGrp {
  description "Represents the NRNetwork IOC.";
  reference "3GPP TS 28.541";
  uses subnet3gpp:SubNetworkGrp;
}

list NRNetwork {
  description "A subnetwork containing gNB external NR entities.";
  reference "3GPP TS 28.541";
  key id;
  uses top3gpp:Top_Grp;
  container attributes {
    uses NRNetworkGrp;
  }
}
}
<CODE ENDS>

```

## E.5.25 module \_3gpp-nr-nrm-nrsectorcarrier.yang

```

<CODE BEGINS>
module _3gpp-nr-nrm-nrsectorcarrier {
  yang-version 1.1;
  namespace "urn:3gpp:sa5:_3gpp-nr-nrm-nrnetwork-nrsectorcarrier";
  prefix "nrsectcarr3gpp";

  import _3gpp-common-yang-types { prefix types3gpp; }
  import _3gpp-common-managed-function { prefix mf3gpp; }
  import _3gpp-common-managed-element { prefix me3gpp; }
  import _3gpp-nr-nrm-gnbdufunction { prefix gnbdu3gpp; }
  import _3gpp-common-top { prefix top3gpp; }

  organization "3GPP SA5";
  contact "https://www.3gpp.org/DynaReport/TSG-WG--S5--officials.htm?Itemid=464";
  description "Defines the YANG mapping of the NRSectorCarrier Information
    Object Class (IOC) that is part of the NR Network Resource Model (NRM).";
  reference "3GPP TS 28.541 5G Network Resource Model (NRM)";

  revision 2020-05-28 { reference CR-0316 ; }
  revision 2019-10-28 { reference S5-193518 ; }
  revision 2019-06-17 {
    description "Initial revision";
  }

  grouping NRSectorCarrierGrp {
    description "Represents the NRSectorCarrier IOC.";
    reference "3GPP TS 28.541";
    uses mf3gpp:ManagedFunctionGrp;

    leaf txDirection {
      description "Indicates if the transmission direction is downlink,
        uplink, or both downlink and uplink.";
      mandatory true;
      type types3gpp:TxDirection;
    }
  }
}

```

```
leaf configuredMaxTxPower {
  description "Maximum transmission power at the antenna port for all
  downlink channels, used simultaneously in a cell, added together.
  Condition: The sector-carrier has a downlink and the
  configuration of Tx power at antenna port reference point is supported.";
  mandatory true;
  type int32;
  units mW;
}

leaf configuredMaxTxEIRP {
  type int64;
  units dBm;
  mandatory true;
  description "The maximum emitted isotropic radiated power (EIRP) in dBm
  for all downlink channels, used simultaneously in a cell, added together.
  Condition: the sector-carrier has a downlink and the
  configuration of emitted isotropic radiated power is supported";
}

leaf arfcnDL {
  description "NR Absolute Radio Frequency Channel Number (NR-ARFCN)
  for downlink.
  Condition: The sector-carrier has a downlink AND the value
  differs from the referring cell's value of arfcnDL.";
  reference "3GPP TS 38.104";
  mandatory true;
  type int32 { range "0..3279165"; }
}

leaf arfcnUL {
  description "NR Absolute Radio Frequency Channel Number (NR-ARFCN)
  for uplink.
  Condition: The sector-carrier has an uplink AND the value
  differs from the referring cell's value of arfcnUL.";
  reference "3GPP TS 38.104";
  mandatory true;
  type int32 { range "0..3279165"; }
}

leaf bSChannelBwDL {
  description "Base station channel bandwidth for downlink.
  Condition: The sector-carrier has a downlink AND the value
  differs from the referring cell's value of bSChannelBwDL.";
  reference "3GPP TS 38.104";
  mandatory true;
  type int32 { range "5 | 10 | 15 | 20 | 30 | 40 | 50 | 60 | 70 | 80 |
  90 | 100"; }
  units MHz;
}

leaf bSChannelBwUL {
  description "Base station channel bandwidth for uplink.";
  reference "3GPP TS 38.104";
  mandatory true;
  type int32 { range "5 | 10 | 15 | 20 | 30 | 40 | 50 | 60 | 70 | 80 |
  90 | 100"; }
  units MHz;
}

leaf sectorEquipmentFunctionRef {
  description "Reference to corresponding SectorEquipmentFunction
  instance.";
  reference "3GPP TS 23.622";
  mandatory true;
  type types3gpp:DistinguishedName;
}

augment "/me3gpp:ManagedElement/gnbdu3gpp:GNBDUFunction" {

  list NRSectorCarrier {
    description "Represents the resources of each transmission point
    included in the cell.";
    reference "3GPP TS 28.541";
    key id;
    uses top3gpp:Top_Grp;
    container attributes {
```



```

    uses NRSectorCarrierGrp;
  }
  uses mf3gpp:ManagedFunctionContainedClasses;
}
}
}
<CODE ENDS>

```

## E.5.26 module \_3gpp-nr-nrm-rrmpolicy.yang

```

<CODE BEGINS>
module _3gpp-nr-nrm-rrmpolicy {
  yang-version 1.1;
  namespace "urn:3gpp:sa5:_3gpp-nr-nrm-rrmpolicy";
  prefix nrrmpolicy3gpp;

  import _3gpp-5g-common-yang-types { prefix types5g3gpp; }
  import _3gpp-common-top { prefix top3gpp; }

  organization "3GPP SA5";
  contact "https://www.3gpp.org/DynaReport/TSG-WG--S5--officials.htm?Itemid=464";
  description "Defines the YANG mapping of the RRMPolicy abstract class that
    is part of the NR Network Resource Model (NRM).";
  reference "3GPP TS 28.541 5G Network Resource Model (NRM)";

  revision 2020-11-05 { reference CR-0411 ; }
  revision 2020-04-28 { reference "CR0285"; }
  revision 2020-02-14 { reference "Initial revision"; }

  grouping rRMPolicyMemberGrp {
    description "This data type represents an RRM Policy member that will be
      part of a rRMPolicyMemberList. A RRMPolicyMember is defined by its
      pLMNId and sNSSAI (S-NSSAI).
      The members in a rRMPolicyMemberList are assigned a specific amount of
      RRM resources based on settings in RRMPolicy.";

    uses types5g3gpp:PLMNInfo;
  }

  typedef CyclicPrefix {
    type enumeration {
      enum NORMAL;
      enum EXTENDED;
    }
  }

  grouping RRMPolicy_Grp {
    description "This IOC represents the properties of an abstract RRMPolicy.
      The RRMPolicy_ IOC needs to be subclassed to be instantiated.
      It defines two attributes apart from those inherited from Top IOC, the
      resourceType attribute defines type of resource (PRB, RRC
      connected users, DRB usage etc.) and the rRMPolicyMemberList attribute
      defines the RRMPolicyMember(s) that are subject to this policy.
      An RRM resource (defined in resourceType
      attribute) is located in NRCellDU, NRCellCU, GNBDFunction,
      GNBCUCPFunction or in GNBCUUPFunction. The RRMPolicyRatio IOC is one
      realization of a RRMPolicy_ IOC. This RRM framework allows adding new
      policies, both standardized (like RRMPolicyRatio) or as vendor specific,
      by inheriting from the abstract RRMPolicy_ IOC.";

    leaf resourceType {
      description "The resourceType attribute defines type of resource (PRB,
        RRC connected users, DRB usage etc.) that is subject to policy.
        Valid values are 'PRB', 'RRC' or 'DRB'";
      mandatory true;
      type string;
    }

    list rRMPolicyMemberList {
      description "It represents the list of RRMPolicyMember (s) that the
        managed object is supporting. A RRMPolicyMember <<dataType>> include
        the pLMNId <<dataType>> and S-NSSAI <<dataType>>." ;
      min-elements 1;
      key "mcc mnc sd sst";
      uses rRMPolicyMemberGrp;
    }
  } // grouping
}

```

```

grouping RRMPolicyRatioGrp {
  description "Represents the RRMPolicyRatio concrete IOC.";

  uses RRMPolicy_Grp;    // Inherits RRMPolicy_

  leaf rRMPolicyMaxRatio {
    description " This attribute specifies the maximum percentage of radio
    resource that can be used by the associated rRMPolicyMemberList.
    The maximum percentage of radio resource include at least one of
    the shared resources, prioritized resources and dedicated resources.
    The sum of the rRMPolicyMaxRatio values assigned to all RRMPolicyRatio(s)
    name-contained by same ManagedEntity can be greater than 100.";
    default 100;
    type uint8 { range "0..100"; }
    units percent;
  }

  leaf rRMPolicyMinRatio {
    description " This attribute specifies the minimum percentage of radio
    resources that can be used by the associated rRMPolicyMemberList.
    The minimum percentage of radio resources including at least one of
    prioritized resources and dedicated resources. The sum of the
    rRMPolicyMinRatio values assigned to all RRM PolicyRatio(s)
    name-contained by same ManagedEntity shall be less or equal 100.";
    default 0;
    type uint8 { range "0..100"; }
    units percent;
  }

  leaf rRMPolicyDedicatedRatio {
    description " This attribute specifies the percentage of radio resource
    that dedicatedly used by the associated rRMPolicyMemberList. The sum of
    the rRMPolicyDeidctaedRatio values assigned to all RRMPolicyRatio(s)
    name-contained by same ManagedEntity shall be less or equal 100. ";
    default 0;
    type uint8 { range "0..100"; }
    units percent;
  }
}

list RRMPolicyRatio {
  description " The RRMPolicyRatio IOC is one realization of a RRMPolicy_ IOC,
  see the inheritance in Figure 4.2.1.2-1. This RRM framework allows
  adding new policies, both standardized (like RRMPolicyRatio) or as
  vendor specific, by inheriting from the
  abstract RRMPolicy_ IOC. For details see subclause 4.3.36.";
  key id;
  uses top3gpp:Top_Grp;
  container attributes {
    uses RRMPolicyRatioGrp;
  }
}
}
<CODE ENDS>

```

## E.5.27 Void

## E.5.28 module \_3gpp-nr-nrm-danrmanagementfunction.yang

```

<CODE BEGINS>
module _3gpp-nr-nrm-danrmanagementfunction {
  yang-version 1.1;
  namespace "urn:3gpp:sa5:_3gpp-nr-nrm-danrmanagementfunction";
  prefix "danrmanagementfunction3gpp";

  import _3gpp-common-top { prefix top3gpp; }
  import _3gpp-nr-nrm-gnbcucpfunction { prefix gnbcucp3gpp; }
  import _3gpp-common-managed-element { prefix me3gpp; }

```

```

organization "3GPP SA5";
contact "https://www.3gpp.org/DynaReport/TSG-WG--S5--officials.htm?Itemid=464";
description "Defines the YANG mapping of the DANRManagementFunction Information Object Class
  (IOC) that is part of the NR Network Resource Model (NRM).";
reference "3GPP TS 28.541 5G Network Resource Model (NRM)";

revision 2020-05-08 { reference S5-203316; }

grouping DANRManagementFunctionGrp {
  description "Represents the DANRManagementFunction IOC.";
  reference "3GPP TS 28.541";
  uses top3gpp:Top_Grp;

  leaf intrasystemANRManagementSwitch {
    description "This attribute determines whether the intra-system ANR function is activated or
  deactivated.";
    type boolean;
  }

  leaf intersystemANRManagementSwitch {
    description "This attribute determines whether the inter-system ANR function is activated or
  deactivated.";
    type boolean;
  }

}

augment "/me3gpp:ManagedElement/gnbcucp3gpp:GNBCUCPFunction" {
  if-feature gnbcucp3gpp:DANRManagementFunction;
  uses DANRManagementFunctionGrp;
}
}
<CODE ENDS>

```

## E.5.29 module \_3gpp-nr-nrm-desmanagementfunction.yang

```

<CODE BEGINS>
module _3gpp-nr-nrm-desmanagementfunction {
  yang-version 1.1;
  namespace "urn:3gpp:sa5:_3gpp-nr-nrm-desmanagementfunction";
  prefix "desmf3gpp";

  import _3gpp-common-top { prefix top3gpp; }
  import _3gpp-nr-nrm-gnbcucpfunction { prefix gnbcucp3gpp; }
  import _3gpp-common-managed-element { prefix me3gpp; }
  import _3gpp-nr-nrm-nrcellcu { prefix nrcellcu3gpp; }
  import _3gpp-common-subnetwork { prefix subnet3gpp; }
  import _3gpp-5g-common-yang-types { prefix type5g3gpp; }

  organization "3GPP SA5";
  contact "https://www.3gpp.org/DynaReport/TSG-WG--S5--officials.htm?Itemid=464";
  description "Defines the YANG mapping of the DESManagementFunction
    Information Object Class (IOC) that is part of the NR Network Resource
    Model (NRM).";
  reference "3GPP TS 28.541 5G Network Resource Model (NRM)";

  revision 2021-08-04 { reference S5-214052/CR-0517; }
  revision 2020-05-08 { reference S5-203316; }

  grouping loadTimeThresholdGrp {
    description "Represents the the traffic load threshold and the time
      duration.";

    leaf loadThreshold {
      description "This attribute is used by distributed ES algorithms to allow
        a cell to enter the energySaving state.";
      type type5g3gpp:EnergySavingLoadThresholdT;
    }
    leaf timeDuration {
      description "The time duration indicates how long the traffic load
        (either for UL or DL) in the cell needs to have been above the
        threshold to wake up one or more original cells which have been
        provided backup coverage by the candidate cell.";
      type type5g3gpp:EnergySavingTimeDurationT;
    }
  }
}

```

```
}
grouping DESManagementFunctionGrp {
  description "Represents the DESManagementFunction IOC.";

  leaf desSwitch {
    description "This attribute determines whether the Distributed SON
      energy saving function is enabled or disabled.";
    type boolean;
  }

  list intraRatEsActivationOriginalCellLoadParameters {
    description "This attribute is relevant, if the cell acts as an original
      cell. This attribute indicates the traffic load threshold and the time
      duration, which are used by distributed ES algorithms to allow a cell
      to enter the energySaving state.";
    key loadThreshold;
    min-elements 1;
    max-elements 1;
    uses loadTimeThresholdGrp;
  }

  list intraRatEsActivationCandidateCellsLoadParameters {
    description "This attribute indicates the traffic load threshold and the
      time duration, which are used by distributed ES algorithms level to
      allow an 'original' cell to enter the energySaving state.";
    key loadThreshold;
    min-elements 1;
    max-elements 1;
    uses loadTimeThresholdGrp;
  }

  list intraRatEsDeactivationCandidateCellsLoadParameters {
    description "This attribute is relevant, if the cell acts as a candidate
      cell. This attribute indicates the traffic load threshold and the time
      duration which is used by distributed ES algorithms to allow a cell to
      leave the energySaving state.";
    key loadThreshold;
    min-elements 1;
    max-elements 1;
    uses loadTimeThresholdGrp;
  }

  list esNotAllowedTimePeriod {
    description "This is a list of time periods during which
      inter-RAT energy saving is not allowed";
    key idx;

    leaf idx {
      type uint32;
    }
    uses EsNotAllowedTimePeriodGrp;
  }

  list interRatEsActivationOriginalCellParameters {
    description "This attribute indicates the traffic load threshold and the
      time duration, which are used by distributed inter-RAT ES algorithms to
      allow an original cell to enter the energySaving state.";
    key loadThreshold;
    min-elements 1;
    max-elements 1;
    uses loadTimeThresholdGrp;
  }

  list interRatEsActivationCandidateCellParameters {
    description "This attribute indicates the traffic load threshold and the
      time duration, which are used by distributed inter-RAT ES algorithms to
      allow an original cell to enter the energySaving state.";
    key loadThreshold;
    min-elements 1;
    max-elements 1;
    uses loadTimeThresholdGrp;
  }

  list interRatEsDeactivationCandidateCellParameters {
    description "This attribute indicates the traffic load threshold and the
      time duration which is used by distributed inter-RAT ES algorithms to
      allow an original cell to leave the energySaving state.";
  }
}
```

```

    key loadThreshold;
    min-elements 1;
    max-elements 1;
    uses loadTimeThresholdGrp;
  }

  leaf energySavingState {
    description "Specifies the status regarding the energy saving in the
      cell.";
    type enumeration {
      enum isNotEnergySaving;
      enum isEnergySaving;
    }
  }

  leaf isProbingCapable {
    description "This attribute indicates whether this cell is capable of
      performing the ES probing procedure.";
    type enumeration{
      enum yes;
      enum no;
    }
  }
}

grouping EsNotAllowedTimePeriodGrp {
  leaf startTime {
    description "Start of not allowed time period in UTC time zone.
      If set, the endTime must also be set. If not set, this is
      interpreted as around the clock.";
    must ../endTime;
    type type5g3gpp:UTC24TimeOfDayT;
  }
  leaf endTime {
    description "If endTime has a lower value than startTime, it will
      be interpreted as referring to the following day.";
    type type5g3gpp:UTC24TimeOfDayT;
    must ../startTime;
  }
  leaf-list daysOfWeek {
    description "Specifies that the not allowed periods are only
      applicable to the specified days in UTC timezone. Every day if
      not set.";
    type type5g3gpp:DayOfWeekT;
  }
}

grouping DESManagementFunctionSubtree {
  list DESManagementFunction {
    description "This IOC represents the management capabilities of
      Distributed SON Energy Saving (ES) functions. This is provided for
      Energy Saving purposes.

      In the case where multiple DESManagement MOIs exist at different
      levels of the containment tree, the DESManagement MOI at the lower
      level overrides the DESManagement MOIs at higher level(s) of the same
      containment tree.";
    reference "clause 6.2.3.0 in TS 28.310";
    key id;
    uses top3gpp:Top_Grp;
    container attributes {
      uses DESManagementFunctionGrp;
    }
  }
}

augment "/me3gpp:ManagedElement/gnbcucp3gpp:GNBCUCPFunction/" +
  "nrCellcu3gpp:NRCellCU" {
  if-feature nrCellcu3gpp:DESManagementFunction;
  uses DESManagementFunctionSubtree;
}

augment /me3gpp:ManagedElement/gnbcucp3gpp:GNBCUCPFunction {
  if-feature gnbcucp3gpp:DESManagementFunction;
  uses DESManagementFunctionSubtree;
}

augment /me3gpp:ManagedElement {
  if-feature me3gpp:DESManagementFunction;
  uses DESManagementFunctionSubtree;
}

```

```

}
augment /subnet3gpp:SubNetwork {
  if-feature subnet3gpp:DESManagementFunction;
  uses DESManagementFunctionSubtree;
}
}
<CODE ENDS>

```

## E.5.30 module \_3gpp-nr-nrm-drachoptimizationfunction.yang

```

<CODE BEGINS>
module _3gpp-nr-nrm-drachoptimizationfunction {
  yang-version 1.1;
  namespace "urn:3gpp:sa5:_3gpp-nr-nrm-drachoptimizationfunction";
  prefix "dracho3gpp";

  import _3gpp-common-subnetwork { prefix subnet3gpp; }
  import _3gpp-common-top { prefix top3gpp; }
  import _3gpp-common-managed-element { prefix me3gpp; }
  import _3gpp-nr-nrm-nrcelldu { prefix nrcelldu3gpp; }
  import _3gpp-nr-nrm-gnbdufunction { prefix gnbdu3gpp; }

  organization "3GPP SA5";
  contact "https://www.3gpp.org/DynaReport/TSG-WG--S5--officials.htm?Itemid=464";
  description "Defines the YANG mapping of the DRACHOptimizationFunction
  Information Object Class (IOC) that is part of the NR Network Resource
  Model (NRM).";
  reference "3GPP TS 28.541 5G Network Resource Model (NRM)";

  revision 2021-08-04 { reference S5-214052/CR-0517; }
  revision 2021-01-25 { reference CR-0454 ; }
  revision 2020-10-02 { reference "CR-0384, CR-0382" ; }
  revision 2020-05-08 { reference S5-203316; }

  typedef TargetProbabilityT {
    type enumeration {
      enum 25;
      enum 50;
      enum 75;
      enum 90;
    }
  }
  typedef NumberofpreamblesentT {
    type uint32 {
      range "1..200";
    }
  }
  typedef AccessdelayT {
    type uint32 {
      range "10..560";
    }
  }
  grouping NumPreambleAccessDelayGrp {
    description "Represents the target Access Probability (APn) for the RACH
    optimization function.";

    leaf targetProbability {
      description "This attribute determines the target Probability.";
      mandatory true;
      type TargetProbabilityT;
    }
    leaf numberofpreamblesent {
      description "This attribute determines the number of preambles sent.";
      mandatory true;
      type NumberofpreamblesentT;
    }
  }

  grouping DRACHOptimizationFunctionGrp {
    description "Represents the DRACHOptimizationFunction IOC.";

    list ueAccProbabilityDist {
      description "This is a list of target Access Probability (APn) for the
      RACH optimization function.";
      key "targetProbability numberofpreamblesent";
      uses NumPreambleAccessDelayGrp;
    }
  }
}

```

```

list ueAccDelayProbabilityDist {
  description "This is a list of target Access Delay probability (ADP)
  for the RACH optimization function.";
  key "targetProbability numberOfPreambleSent";
  uses NumPreambleAccessDelayGrp;
}
leaf drachOptimizationControl {
  description "This attribute determines whether the RACH Optimization
  function is enabled or disabled.";
  type boolean;
}
}

grouping DRACHOptimizationFunctionSubtree {
  list DRACHOptimizationFunction {
    description "This IOC represents the management capabilities of
    Centralized SON Energy Saving (ES) functions. This is provided for
    Energy Saving purposes.

    In the case where multiple CESManagement MOIs exist at different
    levels of the containment tree, the CESManagement MOI at the lower
    level overrides the CESManagement MOIs at higher level(s) of the
    same containment tree.";
    reference "clause 6.2.2 in TS 28.310";
    key id;
    uses top3gpp:Top_Grp;
    container attributes {
      uses DRACHOptimizationFunctionGrp;
    }
  }
}

augment "/me3gpp:ManagedElement/gnbdu3gpp:GNBDUFunction/"+
  "nrCellDU3gpp:NRCellDU" {
  if-feature nrCellDU3gpp:DRACHOptimizationFunction;
  uses DRACHOptimizationFunctionSubtree;
}
augment "/me3gpp:ManagedElement/gnbdu3gpp:GNBDUFunction" {
  if-feature gnbdu3gpp:DRACHOptimizationFunction;
  uses DRACHOptimizationFunctionSubtree;
}
augment "/me3gpp:ManagedElement" {
  if-feature me3gpp:DRACHOptimizationFunction;
  uses DRACHOptimizationFunctionSubtree;
}
augment "/subnet3gpp:SubNetwork" {
  if-feature nrCellDU3gpp:DRACHOptimizationFunction;
  uses DRACHOptimizationFunctionSubtree;
}
}
}
<CODE ENDS>

```

## E.5.31 module \_3gpp-nr-nrm-dmrofunction.yang

```

<CODE BEGINS>
module _3gpp-nr-nrm-dmrofunction {
  yang-version 1.1;
  namespace "urn:3gpp:sa5:_3gpp-nr-nrm-dmrofunction";
  prefix "dmrof3gpp";

  import _3gpp-common-subnetwork { prefix subnet3gpp; }
  import _3gpp-common-top { prefix top3gpp; }
  import _3gpp-nr-nrm-gnbcucpfunction { prefix gnbcucp3gpp; }
  import _3gpp-common-managed-element { prefix me3gpp; }
  import _3gpp-nr-nrm-nrCellCU { prefix nrCellCU3gpp; }

  organization "3GPP SA5";
  contact "https://www.3gpp.org/DynaReport/TSG-WG--S5--officials.htm?Itemid=464";
  description "Defines the YANG mapping of the DMROFunction
  Information Object Class (IOC) that is part of the NR Network Resource
  Model (NRM).";
  reference "3GPP TS 28.541 5G Network Resource Model (NRM)";

  revision 2021-08-04 { reference S5-214052/CR-0517; }
  revision 2020-05-08 { reference S5-203316; }

  grouping DMROFunctionGrp {

```

```

description "Represents the DMROFunction IOC.";

leaf maximumDeviationHoTrigger {
  description "This parameter defines the maximum allowed absolute
  deviation of the Handover Trigger, from the default point of
  operation. Range -20 to 20 in .5 dB steps. ";
  type string {
    pattern '-?((20)|(1?[0-9]))\.[05]';
    // -20.0, -19.5, -19.0, ..., -0.5, 0.0, 0.5, 1.0, ... 19.5, 20.0
  }
  units dB;
}
leaf minimumTimeBetweenHoTriggerChange {
  description "This parameter defines the minimum allowed time interval
  between two Handover Trigger change performed by MRO. This is used to
  control the stability and convergence of the algorithm.";
  type uint32 {
    range 0..604800; // <= 1 week
  }
  units seconds;
}
leaf tstoreUEcntxt {
  description "The timer used for detection of too early HO, too late HO
  and HO to wrong cell.";
  type uint32 {
    range 0..1023;
  }
  units "100 milliseconds";
}
leaf dmroControl {
  description "This attribute determines whether the MRO function is
  enabled or disabled.";
  type boolean;
}
}

grouping DMROFunctionSubtree {
  list DMROFunction {
    description "This IOC contains attributes to support the D-SON function
    of MRO.

    In the case where multiple DMRO MOIs exist at different levels of the
    containment tree, the DMRO MOI at the lower level overrides the DMRO
    MOIs at higher level(s) of the same containment tree.";
    reference "clause 7.1.2 in TS 28.313";
    key id;
    uses top3gpp:Top_Grp;
    container attributes {
      uses DMROFunctionGrp;
    }
  }
}

augment "/me3gpp:ManagedElement/gnbcucp3gpp:GNBCUCPFunction/" +
  "nrCellcu3gpp:NRCellCU" {
  if-feature nrCellcu3gpp:DMROFunction;
  uses DMROFunctionSubtree;
}
augment /me3gpp:ManagedElement/gnbcucp3gpp:GNBCUCPFunction {
  if-feature gnbcucp3gpp:DMROFunction;
  uses DMROFunctionSubtree;
}
augment /me3gpp:ManagedElement {
  if-feature me3gpp:DMROFunction;
  uses DMROFunctionSubtree;
}
augment /subnet3gpp:SubNetwork {
  if-feature subnet3gpp:DMROFunction;
  uses DMROFunctionSubtree;
}
}
}
<CODE ENDS>

```

## E.5.32 module \_3gpp-nr-nrm-dpciconfigurationfunction.yang

```

<CODE BEGINS>
module _3gpp-nr-nrm-dpciconfigurationfunction {

```



```

yang-version 1.1;
namespace "urn:3gpp:sa5:_3gpp-nr-nrm-dpciconfigurationfunction";
prefix "dpcicf3gpp";

import _3gpp-common-subnetwork { prefix subnet3gpp; }
import _3gpp-common-top { prefix top3gpp; }
import _3gpp-nr-nrm-nrcellcu { prefix nrcellcu3gpp; }
import _3gpp-nr-nrm-gnbcucpfunction { prefix gnbcucp3gpp; }
import _3gpp-common-managed-element { prefix me3gpp; }
import _3gpp-5g-common-yang-types { prefix type5g3gpp; }

organization "3GPP SA5";
contact "https://www.3gpp.org/DynaReport/TSG-WG--S5--officials.htm?Itemid=464";
description "Defines the YANG mapping of the DPCIConfigurationFunction
Information Object Class (IOC) that is part of the NR Network Resource
Model (NRM).";
reference "3GPP TS 28.541 5G Network Resource Model (NRM)";

revision 2021-08-04 { reference S5-214052/CR-0517; }
revision 2020-11-25 { reference CR-0385 ; }
revision 2020-05-08 { reference S5-203316; }

grouping DPCIConfigurationFunctionGrp {
  description "Represents the DPCICONFIGURATIONFunction IOC.";

  list nRPciList {
    description "This holds a list of physical cell identities that can be
assigned to the NR cells. This attribute shall be supported if D-SON
PCI configuration function is supported.";
    key NRPci;
    leaf NRPci {
      type type5g3gpp:PhysCellID;
    }
  }

  leaf dPciConfigurationControl {
    description "This attribute determines whether the Distributed SON PCI
configuration Function is enabled or disabled.";
    type boolean;
  }
}

grouping DPCIConfigurationFunctionSubtree {
  list DPCIConfigurationFunction {
    description "This IOC contains attributes to support the Distributed SON
function of PCI configuration.

In the case where multiple DPCIConfiguration MOIs exist at different
levels of the containment tree, the DPCIConfiguration MOI at the lower
level overrides the DPCIConfiguration MOIs at higher level(s) of the
same containment tree.";
    reference "clause 7.1.3 in TS 28.313";
    key id;
    uses top3gpp:Top_Grp;
    container attributes {
      uses DPCIConfigurationFunctionGrp;
    }
  }
}

augment "/me3gpp:ManagedElement/gnbcucp3gpp:GNBCUCPFunction/" +
  "nrcellcu3gpp:NRCellCU" {
  if-feature nrcellcu3gpp:DPCIConfigurationFunction;
  uses DPCIConfigurationFunctionSubtree;
}

augment /me3gpp:ManagedElement {
  if-feature me3gpp:DPCIConfigurationFunction;
  uses DPCIConfigurationFunctionSubtree;
}

augment /subnet3gpp:SubNetwork {
  if-feature subnet3gpp:DPCIConfigurationFunction;
  uses DPCIConfigurationFunctionSubtree;
}
}
<CODE ENDS>

```

## E.5.33 module \_3gpp-nr-nrm-cpciconfigurationfunction.yang

```

<CODE BEGINS>
module _3gpp-nr-nrm-cpciconfigurationfunction {
  yang-version 1.1;
  namespace "urn:3gpp:sa5:_3gpp-nr-nrm-cpciconfigurationfunction";
  prefix "cpcicf3gpp";

  import _3gpp-common-subnetwork { prefix subnet3gpp; }
  import _3gpp-common-top { prefix top3gpp; }
  import _3gpp-nr-nrm-nrcelldu { prefix nrcelldu3gpp; }
  import _3gpp-nr-nrm-gnbdufunction { prefix gnbdu3gpp; }
  import _3gpp-common-managed-element { prefix me3gpp; }

  organization "3GPP SA5";
  contact "https://www.3gpp.org/DynaReport/TSG-WG--S5--officials.htm?Itemid=464";
  description "Represents the CPCIconfigurationFunction Information Object
    Class(IOC) that is part of the NR Network Resource Model.";
  reference "3GPP TS 28.541 5G Network Resource Model (NRM)";

  revision 2021-08-04 { reference S5-214052/CR-0517; }
  revision 2020-05-08 { reference S5-203316; }

  grouping CPCIconfigurationFunctionGrp {
    description "Represents the CPCIconfigurationFunction IOC.";

    leaf cPciConfigurationControl {
      description "This attribute determines whether the Centralized SON
        PCI configuration function is enabled or disabled.";
      type boolean;
      mandatory true;
    }

    leaf-list cSonPciList {
      type int32 { range "0..1007"; }
      min-elements 1;
      description "Holds a list of physical cell identities that can be
        assigned to the pci attribute by gNB. The assignment algorithm is not
        specified.
        See TS 38.211 clause 7.4.2.1 for legal values of pci.
        This attribute shall be supported if and only if the C-SON PCI
        configuration is supported.";
      reference "See TS 38.211 clause 7.4.2.1";
    }
  }

  grouping CPCIconfigurationFunctionSubtree {
    list CPCIconfigurationFunction {
      description "This IOC contains attributes to support the Cross
        Domain-Centralized SON function of PCI configuration

        In the case where multiple CPCIconfiguration MOIs exist at different
        levels of the containment tree, the CPCIconfiguration MOI at the lower
        level overrides the CPCIconfiguration MOIs at higher level(s) of the
        same containment tree.";
      reference "clause 7.2.1 in TS 28.313";
      key id;
      uses top3gpp:Top_Grp ;
      container attributes {
        uses CPCIconfigurationFunctionGrp ;
      }
    }
  }

  augment /me3gpp:ManagedElement/gnbdu3gpp:GNBDUFunction/nrcelldu3gpp:NRCellDU {
    if-feature nrcelldu3gpp:CPCIconfigurationFunction;
    uses CPCIconfigurationFunctionSubtree;
  }

  augment /me3gpp:ManagedElement {
    if-feature me3gpp:CPCIconfigurationFunction;
    uses CPCIconfigurationFunctionSubtree;
  }

  augment /subnet3gpp:SubNetwork {
    if-feature subnet3gpp:CPCIconfigurationFunction;
    uses CPCIconfigurationFunctionSubtree;
  }
}

```

&lt;CODE ENDS&gt;

## E.5.34 module \_3gpp-nr-nrm-cesmanagementfunction.yang

&lt;CODE BEGINS&gt;

```

module _3gpp-nr-nrm-cesmanagementfunction {
  yang-version 1.1;
  namespace "urn:3gpp:sa5:_3gpp-nr-nrm-cesmanagementfunction";
  prefix "cesmf3gpp";

  import _3gpp-common-subnetwork { prefix subnet3gpp; }
  import _3gpp-common-top { prefix top3gpp; }
  import _3gpp-nr-nrm-nrcellcu { prefix nrcellcu3gpp; }
  import _3gpp-nr-nrm-gnbcucpfunction { prefix gnbcucp3gpp; }
  import _3gpp-common-managed-element { prefix me3gpp; }
  import _3gpp-5g-common-yang-types { prefix type5g3gpp; }

  organization "3GPP SA5";
  contact "https://www.3gpp.org/DynaReport/TSG-WG--S5--officials.htm?Itemid=464";
  description "Defines the YANG mapping of the CESManagementFunction
    Information Object Class (IOC) that is part of the NR Network Resource Model
    (NRM).";
  reference "3GPP TS 28.541 5G Network Resource Model (NRM)";

  revision 2021-08-04 { reference S5-214052/CR-0517; }
  revision 2020-05-08 { reference S5-203316; }

  grouping loadTimeThresholdGrp {
    description "Represents the the traffic load threshold and the time
      duration.";

    leaf loadThreshold {
      description "This attribute is used by distributed ES algorithms to allow
        a cell to enter the energySaving state.";
      type type5g3gpp:EnergySavingLoadThresholdT;
    }
    leaf timeDuration {
      description "The time duration indicates how long the traffic load
        (either for UL or DL) in the cell needs to have been above the
        threshold to wake up one or more original cells which have been
        provided backup coverage by the candidate cell.";
      type type5g3gpp:EnergySavingLoadThresholdT;
    }
  }
  grouping CESManagementFunctionGrp {
    description "Represents the CESManagementFunction IOC.";

    leaf cesSwitch {
      description "This attribute determines whether the Centralized SON energy
        saving function is enabled or disabled.";
      type boolean;
      default true;
    }
    list intraRatEsActivationOriginalCellLoadParameters {
      description "This attributes is relevant, if the cell acts as an original
        cell.This attribute indicates the traffic load threshold and the time
        duration, which are used by distributed ES algorithms to allow a cell
        to enter the energySaving state. The time duration indicates how long
        the load needs to have been below the threshold.";
      key loadThreshold;
      min-elements 1;
      max-elements 1;
      uses loadTimeThresholdGrp;
    }

    list intraRatEsActivationCandidateCellsLoadParameters {
      description "This attributes is relevant, if the cell acts as a candidate
        cell. This attribute indicates the traffic load threshold and the time
        duration, which are used by distributed ES algorithms level to allow an
        'original' cell to enter the energySaving state. Threshold and duration
        are applied to the candidate cell(s) which will provides coverage
        backup of an original cell when it is in the energySaving state. The
        threshold applies in the same way for a candidate cell, no matter for
        which original cell it will provide backup coverage.
        The time duration indicates how long the traffic in the candidate cell
        needs to have been below the threshold before any original cells which
        will be provided backup coverage by the candidate cell enters energy

```

```

    saving state.";
    key loadThreshold;
    min-elements 1;
    max-elements 1;
    uses loadTimeThresholdGrp;
}

list intraRatEsDeactivationCandidateCellsLoadParameters {
    description "This attribute is relevant, if the cell acts as a candidate
        cell. This attribute indicates the traffic load threshold and the time
        duration which is used by distributed ES algorithms to allow a cell to
        leave the energySaving state. Threshold and time duration are applied
        to the candidate cell when it which provides coverage backup for the
        cell in energySaving state. The threshold applies in the same way for a
        candidate cell, no matter for which original cell it provides backup
        coverage.
        The time duration indicates how long the traffic in the candidate cell
        needs to have been above the threshold to wake up one or more original
        cells which have been provided backup coverage by the candidate cell.";
    key loadThreshold;
    min-elements 1;
    max-elements 1;
    uses loadTimeThresholdGrp;
}

list esNotAllowedTimePeriod {
    description "This is a list of time periods during which
        inter-RAT energy saving is not allowed";
    key idx;

    leaf idx {
        type uint32;
    }
    uses EsNotAllowedTimePeriodGrp;
}

list interRatEsActivationOriginalCellParameters {
    description "This attribute is relevant, if the cell acts as an original
        cell. This attribute indicates the traffic load threshold and the time
        duration, which are used by distributed inter-RAT ES algorithms to
        allow an original cell to enter the energySaving state. The time
        duration indicates how long the traffic load (both for UL and DL) needs
        to have been below the threshold.

        In case the original cell is an EUTRAN cell, the load information
        refers to Composite Available Capacity Group IE (see 3GPP TS 36.413
        [12] Annex B.1.5) and the following applies:
        Load = (100 - 'Capacity Value' ) * 'Cell Capacity Class Value',
        where 'Capacity Value' and 'Cell Capacity Class Value' are defined in
        3GPP TS 36.423 [7].

        In case the original cell is a UTRAN cell, the load information refers
        to Cell Load Information Group IE (see 3GPP TS 36.413 [12] Annex B.1.5)
        and the following applies:
        Load= 'Load Value' * 'Cell Capacity Class Value', where 'Load Value'
        and 'Cell Capacity Class Value' are defined in 3GPP TS 25.413 [19].

        If the 'Cell Capacity Class Value' is not known, then 'Cell Capacity
        Class Value' should be set to 1 when calculating the load, and the load
        threshold should be set in range of 0..100.";
    key loadThreshold;
    min-elements 1;
    max-elements 1;
    uses loadTimeThresholdGrp;
}

list interRatEsActivationCandidateCellParameters {
    description "This attribute is relevant, if the cell acts as a candidate
        cell. This attribute indicates the traffic load threshold and the time
        duration, which are used by distributed inter-RAT ES algorithms to
        allow an original cell to enter the energySaving state. Threshold and
        time duration are applied to the candidate cell(s) which will provides
        coverage backup of an original cell when it is in the energySaving
        state. The time duration indicates how long the traffic load (both for
        UL and DL) in the candidate cell needs to have been below the threshold
        before any original cells which will be provided backup coverage by the
        candidate cell enters energySaving state.

```

In case the candidate cell is a UTRAN or GERAN cell, the load information refers to Cell Load Information Group IE (see 3GPP TS 36.413 [12] Annex B.1.5) and the following applies:  
 Load= 'Load Value' \* 'Cell Capacity Class Value', where 'Load Value' and 'Cell Capacity Class Value' are defined in 3GPP TS 25.413 [19] (for UTRAN) / TS 48.008 [20] (for GERAN).

If the 'Cell Capacity Class Value' is not known, then 'Cell Capacity Class Value' should be set to 1 when calculating the load, and the load threshold should be set in range of 0..100.";

```

min-elements 1;
max-elements 1;
key loadThreshold;
uses loadTimeThresholdGrp;
}

list interRatEsDeactivationCandidateCellParameters {
  description "This attribute is relevant, if the cell acts as a candidate
  cell. This attribute indicates the traffic load threshold and the time
  duration which is used by distributed inter-RAT ES algorithms to allow
  an original cell to leave the energySaving state. Threshold and time
  duration are applied to the candidate cell which provides coverage
  backup for the cell in energySaving state.
  The time duration indicates how long the traffic load (either for UL or
  DL) in the candidate cell needs to have been above the threshold to
  wake up one or more original cells which have been provided backup
  coverage by the candidate cell.

  For the load see the definition of
  interRatEsActivationCandidateCellParameters.

  This attribute indicates the traffic load threshold and the time
  duration which is used by distributed inter-RAT ES algorithms to allow
  an original cell to leave the energySaving state.";
  key loadThreshold;
  min-elements 1;
  max-elements 1;
  uses loadTimeThresholdGrp;
}

leaf energySavingState {
  description "Specifies the status regarding the energy saving in the
  cell. If the value of energySavingControl is toBeEnergySaving, then it
  shall be tried to achieve the value isEnergySaving for the
  energySavingState. If the value of energySavingControl is
  toBeNotEnergySaving, then it shall be tried to achieve the value
  isNotEnergySaving for the energySavingState. ";
  type enumeration{
    enum isNotEnergySaving;
    enum isEnergySaving;
  }
}

leaf energySavingControl {
  description "This attribute allows the Cross Domain-Centralized SON
  energy saving function to initiate energy saving activation or
  deactivation.";
  type enumeration{
    enum toBeEnergySaving;
    enum toBeNotEnergySaving;
  }
}

grouping EsNotAllowedTimePeriodGrp {
  leaf startTime {
    description "Start of not allowed time period in UTC time zone.
    If set, the endTime must also be set. If not set, this is
    interpreted as around the clock.";
    must ../endTime;
    type type5g3gpp:UTC24TimeOfDayT;
  }
  leaf endTime {
    description "If endTime has a lower value than startTime, it will
    be interpreted as referring to the following day.";
    must ../startTime;
    type type5g3gpp:UTC24TimeOfDayT;
  }
}

```

```

leaf-list daysOfWeek {
  description "Specifies that the not allowed periods are only
  applicable to the specified days in UTC timezone. Every day if
  not set.";
  type type5g3gpp:DayOfWeekT;
}
}

grouping CESManagementFunctionSubtree {
  list CESManagementFunction {
    description "This IOC represents the management capabilities of
    Centralized SON Energy Saving (ES) functions. This is provided for
    Energy Saving purposes.

    In the case where multiple CESManagement MOIs exist at different
    levels of the containment tree, the CESManagement MOI at the lower
    level overrides the CESManagement MOIs at higher level(s) of the
    same containment tree.";
    reference "clause 6.2.2 in TS 28.310";
    key id;
    uses top3gpp:Top_Grp;
    container attributes {
      uses CESManagementFunctionGrp;
    }
  }
}

augment "/me3gpp:ManagedElement/gnbcucp3gpp:GNBCUCPFunction/" +
  "nrCellcu3gpp:NRCellCU" {
  if-feature nrCellcu3gpp:CESManagementFunction;
  uses CESManagementFunctionSubtree;
}
augment /me3gpp:ManagedElement {
  if-feature me3gpp:CESManagementFunction;
  uses CESManagementFunctionSubtree;
}
augment /subnet3gpp:SubNetwork {
  if-feature subnet3gpp:CESManagementFunction;
  uses CESManagementFunctionSubtree;
}
}
}
<CODE ENDS>

```

---

## E.6 Void

---

## E.7 Mount information

If the class ManagedElement and the underlying hierarchy is contained under a SubNetwork all YANG modules containing IOCs that can be contained under the ManagedElement directly or under other IOCs contained by the ManagedElement and the YANG module for ManagedElement itself shall be mounted at the mountpoint "children-of-SubNetwork" in the YANG module \_3gpp-common-subnetwork.

See IETF RFC 8528 [45] that describes the mechanism that adds the schema trees defined by a set of YANG modules onto a mount point defined in the schema tree in another YANG module.

---

# Annex F (normative): XML definitions for 5GC NRM

## F.1 General

This annex contains the XML definitions for the 5GC NRM specified in clause 5, in accordance with 5G NRM Information Model definitions specified in clause 4.

---

## F.2 Architectural features

The overall architectural feature of 5GC NRM information model is specified in clause 4, this clause specifies features that are specific to the Schema definitions.

The XML definitions of the present document specify the schema for a configuration content, which can be included in a configuration file for Bulk configuration management operations.

---

## F.3 Mapping

### F.3.1 General mapping

An IOC maps to an XML element of the same name as the IOC's name in the Information Model. An IOC attribute maps to a sub-element of the corresponding IOC's XML element, and the name of this sub-element is the same as the attribute's name in the Information Model.

### F.3.2 Information Object Class (IOC) mapping

The mapping is not present in the current version of the present document.

---

## F.4 Solution Set definitions

### F.4.1 XML definition structure

The overall description of the file format of configuration data XML files is provided by 3GPP TS 32.616 [33].

The present document defines the NRM-specific XML schema `ngcNrm.xsd` for the 5GC NRM Information Model defined in clause 4.

XML schema `ngcNrm.xsd` explicitly declares NRM-specific XML element types for the related NRM.

The definition of those NRM-specific XML element types complies with the generic mapping rules defined in 3GPP TS 32.616 [33].

### F.4.2 Graphical representation

The graphical representation is not present in the current version of the present document.

## F.4.3 XML schema "ngcNrm.xsd"

```

<?xml version="1.0" encoding="UTF-8"?>

<!--
  3GPP TS 28.541 5GC Network Resource Model
  XML schema definition
  ngcNrm.xsd
-->

<schema
  targetNamespace="http://www.3gpp.org/ftp/specs/archive/28_series/28.541#ngcNrm"
  elementFormDefault="qualified"
  attributeFormDefault="unqualified"
  xmlns="http://www.w3.org/2001/XMLSchema"
  xmlns:xn="http://www.3gpp.org/ftp/specs/archive/28_series/28.623#genericNrm"
  xmlns:nn="http://www.3gpp.org/ftp/specs/archive/28_series/28.541#nrNrm"
  xmlns:en="http://www.3gpp.org/ftp/specs/archive/28_series/28.659#eutranNrm"
  xmlns:ngc="http://www.3gpp.org/ftp/specs/archive/28_series/28.541#ngcNrm"
>

<import namespace="http://www.3gpp.org/ftp/specs/archive/28_series/28.623#genericNrm"/>
<import namespace="http://www.3gpp.org/ftp/specs/archive/28_series/28.659#eutranNrm"/>
<import namespace="http://www.3gpp.org/ftp/specs/archive/28_series/28.541#nrNrm"/>

<!--NGC NRM IM class associated XML elements -->
  <complexType name="amfIdentifier">
    <sequence>
      <element name="amfRegionId" type="ngc:AmfRegionId"/>
      <element name="amfSetId" type="ngc:AmfSetId"/>
      <element name="amfPointer" type="ngc:AmfPointer"/>
    </sequence>
  </complexType>
  <simpleType name="AmfRegionId">
    <restriction base="integer">
      <maxInclusive value="255"/>
      <!-- The AMF Region ID is 8-bitslength, defined in 23.003 -->
    </restriction>
  </simpleType>
  <simpleType name="AmfSetId">
    <restriction base="integer">
      <maxInclusive value="1023"/>
      <!-- The AMF Region ID is 10-bits length, defined in 23.003 -->
    </restriction>
  </simpleType>
  <simpleType name="AmfPointer">
    <restriction base="integer">
      <maxInclusive value="63"/>
      <!-- The AMF Pointer is 6-bits length, defined in 23.003 -->
    </restriction>
  </simpleType>
  <complexType name="NrTACLList">
    <sequence>
      <element name="tac" type="nn:NrTac" minOccurs="0" maxOccurs="unbounded"/>
    </sequence>
  </complexType>
  <complexType name="managedNFProfile">
    <sequence>
      <element name="nfInstanceID" type="string"/>
      <element name="nfType" type="ngc:NfType"/>
      <element name="hostAddr" type="ngc:hostAddr"/>
      <element name="authzInfo" type="string" minOccurs="0"/>
      <element name="location" type="string" minOccurs="0"/>
      <element name="capacity" type="ngc:capacity" minOccurs="0"/>
      <element name="nfInfo" type="ngc:Nfinfo"/>
    </sequence>
  </complexType>

  <complexType name="hostAddr">
    <!-- Refer to definitions in TS 28.541-->
    <sequence>
      <choice minOccurs="0" maxOccurs="1">
        <element name="ipAddress" type="string"/>
        <element name="fqdn" type="string"/>
      </choice>
    </sequence>
  </complexType>

```



```
<simpleType name="capacity">
  <!-- Refer to definitions in TS 28.541-->
  <restriction base="integer">
    <minInclusive value="0"/>
    <maxInclusive value="65535"/>
  </restriction>
</simpleType>

<complexType name="Nfinfo">
  <!-- Refer to definitions in TS 28.541-->
  <sequence>
    <choice minOccurs="0" maxOccurs="1">
      <element name="amfInfo" type="ngc:AmfInfo"/>
      <element name="udrInfo" type="ngc:UdrInfo"/>
      <element name="udmInfo" type="ngc:UdmInfo"/>
      <element name="ausfInfo" type="ngc:AusfInfo"/>
      <element name="upfInfo" type="ngc:UpfInfo"/>
    </choice>
  </sequence>
</complexType>

<complexType name="NFProfileList">
  <sequence>
    <element name="nfProfile" type="ngc:NfProfile"/>
  </sequence>
</complexType>

<complexType name="NfProfile">
  <sequence>
    <element name="nfInstanceID" type="string"/>
    <!-- nfInstanceID is uuid of NF instance -->
    <element name="nfType" type="ngc:NfType"/>

    <element name="sNssais" type="ngc:SnsaiList"/>
    <element name="fqdn" type="string"/>
    <element name="interPlmnFqdn" type="string"/>
    <element name="ipv4Addresses" type="string"/>
    <element name="ipv6Addresses" type="string"/>
    <element name="ipv6Prefixes" type="string"/>
    <element name="capacity" type="string"/>
    <element name="udrInfo" type="ngc:UdrInfo"/>
    <element name="amfInfo" type="ngc:AmfInfo"/>
    <element name="smfInfo" type="ngc:SmfInfo"/>
    <element name="upfInfo" type="ngc:UpfInfo"/>
    <element name="nfServices" type="ngc:NfServices"/>
    <element name="priority" type="integer" minOccurs="0"/>
    <element name="nFSrvGroupId" type="string"/>
    <element name="smfServingAreas" type="string"/>
    <element name="locality" type="string"/>
    <element name="authzInfo" type="string"/>
  </sequence>
</complexType>

<complexType name="NfServices">
  <sequence>
    <element name="serviceInstanceId" type="string"/>
    <element name="serviceName" type="string"/>
    <element name="version" type="string"/>
    <element name="schema" type="string"/>
    <element name="fqdn" type="string"/>
    <element name="interPlmnFqdn" type="string"/>
    <element name="ipEndpoints" type="ngc:IpEndpoints"/>
    <element name="apiPrefix" type="string"/>
    <element name="defaultNotificationSubscriptions" type="ngc:DefaultNotificationSubscriptions"/>
    <element name="allowedPlmns" type="nn:PLMNIdList"/>
    <element name="allowedNfTypes" type="ngc:NfTypeList"/>
    <element name="allowedNssais" type="ngc:Nssai"/>
    <element name="capacity" type="string"/>
    <element name="supportedFeatures" type="string"/>
  </sequence>
</complexType>

<simpleType name="NfType">
  <restriction base="string">
    <!-- NF name is defined in TS 23.501 -->
    <enumeration value="NRF"/>
    <enumeration value="UDM"/>
    <enumeration value="AMF"/>
    <enumeration value="SMF"/>
    <enumeration value="AUSF"/>
    <enumeration value="NEF"/>
    <enumeration value="PCF"/>
  </restriction>
</simpleType>
```

```
<enumeration value="SMSF" />
<enumeration value="NSSF" />
<enumeration value="UDR" />
<enumeration value="LMF" />
<enumeration value="GMLC" />
<enumeration value="5GEIR" />
<enumeration value="SEPP" />
<enumeration value="UPF" />
<enumeration value="N3IWF" />
<enumeration value="AF" />
<enumeration value="UDSF" />
<enumeration value="DN" />
</restriction>
</simpleType>
<complexType name="NFTypeList">
  <sequence>
    <element name="NFType" type="ngc:NfType" />
  </sequence>
</complexType>
<complexType name="LocalEndPoint">
  <sequence>
    <element name="ipv4Address" type="string" />
    <element name="ipv6Address" type="string" />
    <element name="ipv6Prefix" type="string" />
    <element name="vlanId" type="integer" />
  </sequence>
</complexType>
<complexType name="RemoteEndPoint">
  <sequence>
    <element name="ipv4Address" type="string" />
    <element name="ipv6Address" type="string" />
    <element name="ipv6Prefix" type="string" />
  </sequence>
</complexType>
<complexType name="UdrInfo">
  <sequence>
    <element name="supiRange" type="ngc:SupiRange" />
  </sequence>
</complexType>
<complexType name="SupiRange">
  <sequence>
    <element name="start" type="string" />
    <element name="end" type="string" />
    <element name="pattern" type="string" />
  </sequence>
</complexType>
<complexType name="AmfInfo">
  <sequence>
    <element name="amfSetId" type="ngc:AmfSetId" />
  </sequence>
</complexType>
<complexType name="SmfInfo">
  <sequence>
    <element name="dnn" type="string" />
  </sequence>
</complexType>
<complexType name="UpfInfo">
  <sequence>
    <element name="snssaiUpfInfo" type="ngc:SnssaiUpfInfo" />
  </sequence>
</complexType>
<complexType name="UdmInfo">
  <sequence>
    <element name="nFSrvGroupId" type="string" />
  </sequence>
</complexType>
<complexType name="AusfInfo">
  <sequence>
    <element name="nFSrvGroupId" type="string" />
  </sequence>
</complexType>
<complexType name="SnssaiUpfInfo">
  <sequence>
    <element name="sNssai" type="ngc:SNssai" />
    <element name="dnnUpfInfoList" type="ngc:DnnUpfInfoList" />
  </sequence>
</complexType>
<complexType name="DnnUpfInfoList">
```

```

    <sequence>
      <element name="dnn" type="string"/>
    </sequence>
  </complexType>
</complexType name="DefaultNotificationSubscription">
  <sequence>
    <element name="notificationType" type="ngc:NotificationType"/>
    <element name="callbackUri" type="string"/>
    <element name="n1MessageClass" type="string"/>
    <element name="n2InformationClass" type="string"/>
  </sequence>
</complexType>
<simpleType name="NotificationType">
  <restriction base="string">
    <enumeration value="N1_MESSAGES"/>
    <enumeration value="N2_INFORMATION"/>
    <enumeration value="LOCATION_NOTIFICATION"/>
  </restriction>
</simpleType>
<simpleType name="TransportProtocol">
  <restriction base="string">
    <enumeration value="TCP"/>
  </restriction>
</simpleType>
<simpleType name="NfStatus">
  <restriction base="string">
    <enumeration value="REGISTERED"/>
    <enumeration value="SUSPENDED"/>
  </restriction>
</simpleType>
<complexType name="NfRegistrationData">
  <sequence>
    <element name="heartBeatTimer" type="integer"/>
    <element name="nfProfile" type="ngc:NfProfile"/>
  </sequence>
</complexType>
<complexType name="CNSIIdList">
  <sequence>
    <element name="cNSIId" type="string"/>
    <!-- CNSI Id is defined in TS 29.531 -->
  </sequence>
</complexType>
<complexType name="SnssaiList">
  <sequence>
    <element name="sNssai" type="ngc:SNssai"/>
  </sequence>
</complexType>
<complexType name="SNssai">
  <sequence>
    <element name="sst" type="ngc:Sst" minOccurs="0"/>
    <element name="sd" type="ngc:Sd"/>
  </sequence>
</complexType>
<simpleType name="Sst">
  <restriction base="integer">
    <maxInclusive value="255"/>
    <!-- SST is 1-octets length and defined in TS 23.003 -->
  </restriction>
</simpleType>
<simpleType name="Sd">
  <restriction base="string">
    <pattern value="^[A-Fa-f0-9]{6}$"/>
    <!-- SST is 3-octets length and defined in TS 23.003 -->
  </restriction>
</simpleType>
<simpleType name="WeightFactor">
  <restriction base="integer">
  </restriction>
</simpleType>

<simpleType name="SEPPType">
  <restriction base="string">
    <enumeration value="CSEPP"/>
    <enumeration value="PSEPP"/>
  </restriction>
</simpleType>
<complexType name="SupportedFunc">

```

```
<sequence>
  <element name="function" type="string"/>
  <element name="policy" type="string" minOccurs="0"/>
</sequence>
</complexType>

<complexType name="SupportedFuncList">
  <sequence>
    <element name="supportedFunc" type="ngc:SupportedFunc"/>
  </sequence>
</complexType>

<simpleType name="CommModelType">
  <restriction base="string">
    <enumeration value="DIRECT_COMMUNICATION_WO_NRF"/>
    <enumeration value="DIRECT_COMMUNICATION_WITH_NRF"/>
    <enumeration value="INDIRECT_COMMUNICATION_WO_DEDICATED_DISCOVERY"/>
    <enumeration value="INDIRECT_COMMUNICATION_WITH_DEDICATED_DISCOVERY"/>
  </restriction>
</simpleType>

<complexType name="CommModel">
  <sequence>
    <element name="groupId" type="integer"/>
    <element name="commModelType" type="ngc:CommModelType"/>
    <element name="targetNFServiceList" type="xn:dnlst"/>
    <element name="commModelConfiguration" type="string"/>
  </sequence>
</complexType>

<complexType name="CommModelList">
  <sequence>
    <element name="commModel" type="ngc:CommModel"/>
  </sequence>
</complexType>

<complexType name="CapabilityList">
  <sequence>
    <element name="capability" type="string"/>
  </sequence>
</complexType>

<complexType name="FiveQIList">
  <sequence>
    <element name="FiveQI" type="integer"/>
  </sequence>
</complexType>

<complexType name="FiveQiDscpMapping">
  <sequence>
    <element name="fiveQIValues" type="ngc:FiveQIList"/>
    <element name="dscp" type="integer"/>
  </sequence>
</complexType>

<complexType name="FiveQiDscpMappingList">
  <sequence>
    <element name="fiveQiDscpMapping" type="ngc:FiveDscpMapping"/>
  </sequence>
</complexType>

<simpleType name="FiveQIResourceType">
  <restriction base="string">
    <enumeration value="GBR"/>
    <enumeration value="NonGBR"/>
  </restriction>
</simpleType>

<complexType name="PacketErrorRate">
  <sequence>
    <element name="scalar" type="integer"/>
    <element name="exponent" type="integer"/>
  </sequence>
</complexType>

<complexType name="FiveQICharacteristics">
  <sequence>
    <element name="fiveQIValue" type="integer"/>
    <element name="resourceType" type="ngc:FiveQIResourceType"/>
    <element name="priorityLevel" type="integer"/>
  </sequence>
</complexType>
```

```
<element name="packetDelayBudget" type="integer"/>
<element name="packetErrorRate" type="ngc:PacketErrorRate"/>
<element name="averagingWindow" type="integer"/>
<element name="maximumDataBurstVolume" type="integer"/>
</sequence>
</complexType>

<complexType name="FiveQIList">
  <sequence>
    <element name="fiveQI" type="ngc:FiveQICharacteristics"/>
  </sequence>
</complexType>

<simpleType name="GtpUPathQoSMonitoringStateType">
  <restriction base="string">
    <enumeration value="ENABLED"/>
    <enumeration value="DISABLED"/>
  </restriction>
</simpleType>

<complexType name="DscpList">
  <sequence>
    <element name="dscp" type="integer"/>
  </sequence>
</complexType>

<complexType name="GtpUPathDelayThresholdsType">
  <sequence>
    <element name="n3AveragePacketDelayThreshold" type="integer"/>
    <element name="n3MinPacketDelayThreshold" type="integer"/>
    <element name="n3MaxPacketDelayThreshold" type="integer"/>
    <element name="n9AveragePacketDelayThreshold" type="integer"/>
    <element name="n9MinPacketDelayThreshold" type="integer"/>
    <element name="n9MaxPacketDelayThreshold" type="integer"/>
  </sequence>
</complexType>

<simpleType name="QFQoSMonitoringStateType">
  <restriction base="string">
    <enumeration value="ENABLED"/>
    <enumeration value="DISABLED"/>
  </restriction>
</simpleType>

<complexType name="FiveqiList">
  <sequence>
    <element name="FiveQI" type="integer"/>
  </sequence>
</complexType>

<complexType name="QFPacketDelayThresholdsType">
  <sequence>
    <element name="thresholdDl" type="integer"/>
    <element name="thresholdUl" type="integer"/>
    <element name="thresholdRtt" type="integer"/>
  </sequence>
</complexType>

<simpleType name="AfSigProtocol">
  <restriction base="string">
    <enumeration value="NO_INFORMATION"/>
    <enumeration value="SIP"/>
  </restriction>
</simpleType>

<complexType name="PccRule">
  <sequence>
    <element name="pccRuleId" type="string"/>
    <element name="flowInfoList" type="ngc:FlowInformationList"/>
    <element name="applicationId" type="string"/>
    <element name="appDescriptor" type="string" minOccurs="0"/>
    <element name="contentVersion" type="integer" minOccurs="0"/>
    <element name="precedence" type="integer"/>
    <element name="afSigProtocol" type="ngc:AfSigProtocol" minOccurs="0"/>
    <element name="isAppRelocatable" type="boolean" minOccurs="0"/>
    <element name="isUeAddrPreserved" type="boolean" minOccurs="0"/>
    <element name="qosData" type="ngc:QoSDataList"/>
    <element name="altQoSParams" type="ngc:QoSDataList" minOccurs="0"/>
  </sequence>
</complexType>
```

```
<element name="trafficControlData" type="ngc:TrafficControlDataList"/>
<element name="conditionData" type="ngc:ConditionData" minOccurs="0"/>
<element name="tscaiInputUl" type="ngc:TscaiInputContainer" minOccurs="0"/>
<element name="tscaiInputDl" type="ngc:TscaiInputContainer" minOccurs="0"/>
</sequence>
</complexType>

<complexType name="PccRuleList">
  <sequence>
    <element name="pccRule" type="ngc:PccRule"/>
  </sequence>
</complexType>

<simpleType name="FlowDirection">
  <restriction base="string">
    <enumeration value="DOWNLINK"/>
    <enumeration value="UPLINK"/>
    <enumeration value="BIDIRECTIONAL"/>
    <enumeration value="UNSPECIFIED"/>
  </restriction>
</simpleType>

<complexType name="FlowInformation">
  <sequence>
    <element name="flowDescription" type="string"/>
    <element name="ethFlowDescription" type="ngc:EthFlowDescription"/>
    <element name="packFiltId" type="string"/>
    <element name="packetFilterUsage" type="boolean"/>
    <element name="tosTrafficClass" type="string"/>
    <element name="spi" type="string"/>
    <element name="flowLabel" type="string" minOccurs="0"/>
    <element name="flowDirection" type="ngc:FlowDirection"/>
  </sequence>
</complexType>

<complexType name="FlowInformationList">
  <sequence>
    <element name="flowInfo" type="ngc:FlowInformation"/>
  </sequence>
</complexType>

<simpleType name="FDir">
  <restriction base="string">
    <enumeration value="DOWNLINK"/>
    <enumeration value="UPLINK"/>
  </restriction>
</simpleType>

<complexType name="VlanTagList">
  <sequence>
    <element name="vlanTag" type="string"/>
  </sequence>
</complexType>

<complexType name="EthFlowDescription">
  <sequence>
    <element name="destMacAddr" type="string"/>
    <element name="ethType" type="string"/>
    <element name="fDesc" type="string"/>
    <element name="fDir" type="ngc:FDir"/>
    <element name="sourceMacAddr" type="string"/>
    <element name="vlanTags" type="ngc:VlanTagList"/>
    <element name="srcMacAddrEnd" type="string" minOccurs="0"/>
    <element name="destMacAddrEnd" type="string" minOccurs="0"/>
  </sequence>
</complexType>

<complexType name="QoSData">
  <sequence>
    <element name="qosId" type="string"/>
    <element name="fiveQIValue" type="integer"/>
    <element name="maxbrUl" type="string" minOccurs="0"/>
    <element name="maxbrDl" type="string" minOccurs="0"/>
    <element name="gbrUl" type="string" minOccurs="0"/>
    <element name="gbrDl" type="string" minOccurs="0"/>
    <element name="arp" type="ngc:ARP"/>
    <element name="qosNotificationControl" type="boolean" minOccurs="0"/>
    <element name="reflectiveQos" type="boolean" minOccurs="0"/>
  </sequence>
</complexType>
```

```
<element name="sharingKeyDl" type="string" minOccurs="0"/>
<element name="sharingKeyUl" type="string" minOccurs="0"/>
<element name="maxPacketLossRateDl" type="integer" minOccurs="0"/>
<element name="maxPacketLossRateUl" type="integer" minOccurs="0"/>
<element name="extMaxDataBurstVol" type="integer" minOccurs="0"/>
</sequence>
</complexType>

<complexType name="QoSDataList">
  <sequence>
    <element name="qoSData" type="ngc:QoSData"/>
  </sequence>
</complexType>

<simpleType name="PreemptCap">
  <restriction base="string">
    <enumeration value="NOT_PREEMPT"/>
    <enumeration value="MAY_PREEMPT"/>
  </restriction>
</simpleType>

<simpleType name="PreemptVuln">
  <restriction base="string">
    <enumeration value="NOT_PREEMPTABLE"/>
    <enumeration value="PREEMPTABLE"/>
  </restriction>
</simpleType>

<complexType name="ARP">
  <sequence>
    <element name="priorityLevel" type="integer"/>
    <element name="preemptCap" type="ngc:PreemptCap"/>
    <element name="preemptVuln" type="ngc:PreemptVuln"/>
  </sequence>
</complexType>

<simpleType name="FlowStatus">
  <restriction base="string">
    <enumeration value="ENABLED-UPLINK"/>
    <enumeration value="ENABLED-DOWNLINK"/>
    <enumeration value="ENABLED"/>
    <enumeration value="DISABLED"/>
    <enumeration value="REMOVED"/>
  </restriction>
</simpleType>

<simpleType name="SteerFun">
  <restriction base="string">
    <enumeration value="MPTCP"/>
    <enumeration value="ATSSS_LL"/>
  </restriction>
</simpleType>

<complexType name="TrafficControlData">
  <sequence>
    <element name="tcId" type="string"/>
    <element name="flowStatus" type="ngc:FlowStatus"/>
    <element name="redirectInfo" type="ngc\RedirectInformation" minOccurs="0"/>
    <element name="addRedirectInfo" type="ngc\RedirectInformationList" minOccurs="0"/>
    <element name="muteNotif" type="boolean" minOccurs="0"/>
    <element name="trafficSteeringPolIdDl" type="string" minOccurs="0"/>
    <element name="trafficSteeringPolIdUl" type="string" minOccurs="0"/>
    <element name="routeToLocs" type="ngc:RouteToLocationList"/>
    <element name="upPathChgEvent" type="ngc:UpPathChgEvent" minOccurs="0"/>
    <element name="steerFun" type="ngc:SteerFun" minOccurs="0"/>
    <element name="steerModeDl" type="ngc:SteeringMode" minOccurs="0"/>
    <element name="steerModeUl" type="ngc:SteeringMode" minOccurs="0"/>
    <element name="mulAccCtrl" type="ngc:MulAccCtrl" minOccurs="0"/>
  </sequence>
</complexType>

<complexType name="TrafficControlDataList">
  <sequence>
    <element name="trafficControlData" type="ngc:TrafficControlData"/>
  </sequence>
</complexType>
```

```
<simpleType name="RedirectAddressType">
  <restriction base="string">
    <enumeration value="IPV4_ADDR"/>
    <enumeration value="IPV6_ADDR"/>
    <enumeration value="URL"/>
    <enumeration value="SIP_URI"/>
  </restriction>
</simpleType>

<complexType name="RedirectInformation">
  <sequence>
    <element name="redirectEnabled" type="boolean"/>
    <element name="redirectAddressType" type="ngc:RedirectAddressType"/>
    <element name="redirectServerAddress" type="string"/>
  </sequence>
</complexType>

<complexType name="RedirectInformationList">
  <sequence>
    <element name="redirectInformation" type="ngc:RedirectInformation"/>
  </sequence>
</complexType>

<complexType name="RouteToLocation">
  <sequence>
    <element name="dnai" type="string"/>
    <element name="routeInfo" type="ngc:RouteInformation"/>
    <element name="routeProfId" type="string"/>
  </sequence>
</complexType>

<complexType name="RouteToLocationList">
  <sequence>
    <element name="routeToLocation" type="ngc:RouteToLocation"/>
  </sequence>
</complexType>

<complexType name="RouteInformation">
  <sequence>
    <element name="ipv4Addr" type="string"/>
    <element name="ipv6Addr" type="string"/>
    <element name="portNumber" type="integer"/>
  </sequence>
</complexType>

<simpleType name="DnaiChgType">
  <restriction base="string">
    <enumeration value="EARLY"/>
    <enumeration value="EARLY_LATE"/>
    <enumeration value="LATE"/>
  </restriction>
</simpleType>

<complexType name="UpPathChgEvent">
  <sequence>
    <element name="notificationUri" type="string"/>
    <element name="notifCorreId" type="string"/>
    <element name="dnaiChgType" type="ngc:DnaiChgType"/>
    <element name="afAckInd" type="boolean" minOccurs="0"/>
  </sequence>
</complexType>

<simpleType name="SteerModeValue">
  <restriction base="string">
    <enumeration value="ACTIVE_STANDBY"/>
    <enumeration value="LOAD_BALANCING"/>
    <enumeration value="SMALLEST_DELAY"/>
    <enumeration value="PRIORITY_BASED"/>
  </restriction>
</simpleType>

<complexType name="SteeringMode">
  <sequence>
    <element name="steerModeValue" type="ngc:SteerModeValue"/>
    <element name="active" type="ngc:AccessType"/>
    <element name="standby" type="ngc:AccessType" minOccurs="0"/>
    <element name="threeGLoad" type="integer"/>
    <element name="prioAcc" type="ngc:AccessType"/>
  </sequence>
</complexType>
```



```

    </sequence>
  </complexType>

  <simpleType name="MulAccCtrl">
    <restriction base="string">
      <enumeration value="ALLOWED"/>
      <enumeration value="NOT_ALLOWED"/>
    </restriction>
  </simpleType>

  <simpleType name="RatType">
    <restriction base="string">
      <enumeration value="NR"/>
      <enumeration value="EUTRA"/>
      <enumeration value="WLAN"/>
      <enumeration value="VIRTUAL"/>
      <enumeration value="NB-IOT"/>
      <enumeration value="WIREFLINE"/>
      <enumeration value="WIREFLINE_CABLE"/>
      <enumeration value="WIREFLINE_BBF"/>
      <enumeration value="LTE-M"/>
      <enumeration value="NR-U"/>
      <enumeration value="EUTRA-U"/>
      <enumeration value="TRUSTED_N3GA"/>
      <enumeration value="TRUSTED_WLAN"/>
      <enumeration value="UTRA"/>
      <enumeration value="GERA"/>
    </restriction>
  </simpleType>

  <simpleType name="AccessType">
    <restriction base="string">
      <enumeration value="3GPP_ACCESS"/>
      <enumeration value="NON_3GPP_ACCESS"/>
    </restriction>
  </simpleType>

  <complexType name="ConditionData">
    <sequence>
      <element name="condId" type="string"/>
      <element name="activationTime" type="dateTime" minOccurs="0"/>
      <element name="deactivationTime" type="dateTime" minOccurs="0"/>
      <element name="accessType" type="ngc:AccessType" minOccurs="0"/>
      <element name="ratType" type="ngc:RatType" minOccurs="0"/>
    </sequence>
  </complexType>

  <complexType name="TscaliInputContainer">
    <sequence>
      <element name="periodicity" type="integer" minOccurs="0"/>
      <element name="burstArrivalTime" type="dateTime" minOccurs="0"/>
    </sequence>
  </complexType>

  <element name="AMFFunction" substitutionGroup="xn:ManagedElementOptionallyContainedNrmClass">
    <complexType>
      <complexContent>
        <extension base="xn:NrmClass">
          <sequence>
            <element name="attributes">
              <complexType>
                <all>
                  <element name="userLabel" type="string"/>
                  <element name="vnfParametersList" type="xn:vnfParametersListType" minOccurs="0"/>
                  <element name="plmnIdList" type="nn:PLMNIdList"/>
                  <element name="amfiIdentifier" type="ngc:amfiIdentifier"/>
                  <element name="sBIFqdn" type="string"/>
                  <element name="snssaiList" type="ngc:SnssaiList" minOccurs="0"/>
                  <element name="amfSet" type="xn:dn" minOccurs="0"/>
                  <element name="priority" type="integer" minOccurs="0"/>
                  <element name="measurements" type="xn:MeasurementTypesAndGPsList"
minOccurs="0"/>
                  <element name="managedNFProfile" type="ngc:managedNFProfile" minOccurs="0"/>
                  <element name="commModelList" type="ngc:CommModelList" minOccurs="1"/>
                </all>
              </complexType>
            </element>
            <choice minOccurs="0" maxOccurs="unbounded">
              <element ref="ngc:EP_N2"/>
            </choice>
          </sequence>
        </extension>
      </complexContent>
    </complexType>
  </element>

```

```

    <element ref="ngc:EP_N8"/>
    <element ref="ngc:EP_N11"/>
    <element ref="ngc:EP_N12"/>
    <element ref="ngc:EP_N14"/>
    <element ref="ngc:EP_N15"/>
    <element ref="ngc:EP_N17"/>
    <element ref="ngc:EP_N22"/>
    <element ref="ngc:EP_N26"/>
    <element ref="ngc:EP_N20"/>
    <element ref="ngc:EP_NLS"/>
    <element ref="ngc:EP_NLG"/>
    <element ref="xn:VsDataContainer"/>
    <element ref="xn:MeasurementControl"/>
  </choice>
</sequence>
</extension>
</complexContent>
</complexType>
</element>

<element name="SMFFunction" substitutionGroup="xn:ManagedElementOptionallyContainedNrmClass">
  <complexType>
    <complexContent>
      <extension base="xn:NrmClass">
        <sequence>
          <element name="attributes">
            <complexType>
              <all>
                <element name="userLabel" type="string"/>
                <element name="vnfParametersList" type="xn:vnfParametersListType" minOccurs="0"/>
                <element name="pLMNidList" type="en:PLMNidList"/>
                <element name="nRTACList" type="ngc:NrTACList"/>
                <element name="sBIFqdn" type="string"/>
                <element name="snssaiList" type="ngc:SnssaiList" minOccurs="0"/>
                <element name="priority" type="integer" minOccurs="0"/>
                <element name="measurements" type="xn:MeasurementTypesAndGPsList"
minOccurs="0"/>
                <element name="managedNFProfile" type="ngc:managedNFProfile" minOccurs="0"/>
                <element name="commModelList" type="ngc:CommModelList" minOccurs="1"/>
                <element name="configurable5QISetRef" type="xn:dn" minOccurs="0"/>
                <element name="dynamic5QISetRef" type="xn:dn" minOccurs="0"/>
              </all>
            </complexType>
          </element>
          <choice minOccurs="0" maxOccurs="unbounded">
            <element ref="ngc:EP_N4"/>
            <element ref="ngc:EP_N10"/>
            <element ref="ngc:EP_N11"/>
            <element ref="ngc:EP_N7"/>
            <element ref="ngc:EP_N16"/>
            <element ref="ngc:EP_S5C"/>
            <element ref="ngc:FiveQidscpMappingSet"/>
            <element ref="ngc:GtpUPathQoSMonitoringControl"/>
            <element ref="ngc:QFQoSMonitoringControl"/>
            <element ref="ngc:PredefinedPccRuleSet"/>
          </choice>
          <element ref="xn:VsDataContainer"/>
          <element ref="xn:MeasurementControl"/>
        </sequence>
      </extension>
    </complexContent>
  </complexType>
</element>

<element name="UPFFunction" substitutionGroup="xn:ManagedElementOptionallyContainedNrmClass">
  <complexType>
    <complexContent>
      <extension base="xn:NrmClass">
        <sequence>
          <element name="attributes">
            <complexType>
              <all>
                <element name="userLabel" type="string"/>
                <element name="vnfParametersList" type="xn:vnfParametersListType" minOccurs="0"/>
                <element name="pLMNidList" type="en:PLMNidList"/>
                <element name="nRTACList" type="ngc:NrTACList"/>
                <element name="snssaiList" type="ngc:SnssaiList" minOccurs="0"/>
                <element name="priority" type="integer" minOccurs="0"/>
              </all>
            </complexType>
          </element>
        </sequence>
      </extension>
    </complexContent>
  </complexType>
</element>

```

```

        <element name="measurements" type="xn:MeasurementTypesAndGPsList"
minOccurs="0"/>
        <element name="managedNFProfile" type="ngc:managedNFProfile" minOccurs="0"/>
        <element name="commModelList" type="ngc:CommModelList" minOccurs="1"/>
    </all>
</complexType>
</element>
<choice minOccurs="0" maxOccurs="unbounded">
    <element ref="ngc:EP_N4"/>
    <element ref="ngc:EP_N3"/>
    <element ref="ngc:EP_N9"/>
    <element ref="ngc:EP_S5U"/>
    <element ref="ngc:EP_N6"/>
    <element ref="xn:VsDataContainer"/>
    <element ref="xn:MeasurementControl"/>
</choice>
</sequence>
</extension>
</complexContent>
</complexType>
</element>

<element name="N3IWFFunction" substitutionGroup="xn:ManagedElementOptionallyContainedNrmClass">
    <complexType>
        <complexContent>
            <extension base="xn:NrmClass">
                <sequence>
                    <element name="attributes">
                        <complexType>
                            <all>
                                <element name="userLabel" type="string"/>
                                <element name="vnfParametersList" type="xn:vnfParametersListType" minOccurs="0"/>
                                <element name="pLMNidList" type="en:PLMNidList"/>
                                <element name="priority" type="integer" minOccurs="0"/>
                                <element name="measurements" type="xn:MeasurementTypesAndGPsList"
minOccurs="0"/>
                                <element name="commModelList" type="ngc:CommModelList" minOccurs="1"/>
                            </all>
                        </complexType>
                    </element>
                    <choice minOccurs="0" maxOccurs="unbounded">
                        <element ref="ngc:EP_N2"/>
                        <element ref="ngc:EP_N3"/>
                        <element ref="xn:VsDataContainer"/>
                        <element ref="xn:MeasurementControl"/>
                    </choice>
                </sequence>
            </extension>
        </complexContent>
    </complexType>
</element>

<element name="PCFFunction" substitutionGroup="xn:ManagedElementOptionallyContainedNrmClass">
    <complexType>
        <complexContent>
            <extension base="xn:NrmClass">
                <sequence>
                    <element name="attributes">
                        <complexType>
                            <all>
                                <element name="userLabel" type="string"/>
                                <element name="vnfParametersList" type="xn:vnfParametersListType" minOccurs="0"/>
                                <element name="pLMNidList" type="en:PLMNidList" />
                                <element name="sBIFqdn" type="string" />
                                <element name="snssaiList" type="ngc:SnssaiList" minOccurs="0"/>
                                <element name="priority" type="integer" minOccurs="0"/>
                                <element name="measurements" type="xn:MeasurementTypesAndGPsList"
minOccurs="0"/>
                                <element name="managedNFProfile" type="ngc:managedNFProfile" minOccurs="0"/>
                                <element name="commModelList" type="ngc:CommModelList" minOccurs="1"/>
                                <element name="configurable5QISetRef" type="xn:dn" minOccurs="0"/>
                                <element name="dynamic5QISetRef" type="xn:dn" minOccurs="0"/>
                            </all>
                        </complexType>
                    </element>
                    <choice minOccurs="0" maxOccurs="unbounded">
                        <element ref="ngc:EP_N7"/>
                    </choice>
                </sequence>
            </extension>
        </complexContent>
    </complexType>
</element>

```

```

        <element ref="ngc:EP_N15"/>
        <element ref="ngc:EP_N16"/>
        <element ref="ngc:EP_N5"/>
        <element ref="ngc:EP_Rx"/>
        <element ref="ngc:PredefinedPccRuleSet"/>
        <element ref="xn:VsDataContainer"/>
        <element ref="xn:MeasurementControl"/>
    </choice>
</sequence>
</extension>
</complexContent>
</complexType>
</element>

<element name="AUSFFunction" substitutionGroup="xn:ManagedElementOptionallyContainedNrmClass">
  <complexType>
    <complexContent>
      <extension base="xn:NrmClass">
        <sequence>
          <element name="attributes">
            <complexType>
              <all>
                <element name="userLabel" type="string"/>
                <element name="vnfParametersList" type="xn:vnfParametersListType" minOccurs="0"/>
                <element name="pLMNIdList" type="en:PLMNIdList"/>
                <element name="sBIFqdn" type="string"/>
                <element name="snssaiList" type="ngc:SnssaiList" minOccurs="0"/>
                <element name="priority" type="integer" minOccurs="0"/>
                <element name="measurements" type="xn:MeasurementTypesAndGPsList" minOccurs="0"/>
                <element name="managedNFProfile" type="ngc:managedNFProfile" minOccurs="0"/>
              </all>
            </complexType>
          </element>
          <choice minOccurs="0" maxOccurs="unbounded">
            <element ref="ngc:EP_N12"/>
            <element ref="ngc:EP_N13"/>
            <element ref="xn:VsDataContainer"/>
            <element ref="xn:MeasurementControl"/>
          </choice>
        </sequence>
      </extension>
    </complexContent>
  </complexType>
</element>

<element name="UDMFunction" substitutionGroup="xn:ManagedElementOptionallyContainedNrmClass">
  <complexType>
    <complexContent>
      <extension base="xn:NrmClass">
        <sequence>
          <element name="attributes">
            <complexType>
              <all>
                <element name="userLabel" type="string"/>
                <element name="vnfParametersList" type="xn:vnfParametersListType" minOccurs="0"/>
                <element name="pLMNIdList" type="en:PLMNIdList"/>
                <element name="sBIFqdn" type="string"/>
                <element name="snssaiList" type="ngc:SnssaiList" minOccurs="0"/>
                <element name="priority" type="integer" minOccurs="0"/>
                <element name="measurements" type="xn:MeasurementTypesAndGPsList" minOccurs="0"/>
                <element name="managedNFProfile" type="ngc:managedNFProfile" minOccurs="0"/>
              </all>
            </complexType>
          </element>
          <choice minOccurs="0" maxOccurs="unbounded">
            <element ref="ngc:EP_N8"/>
            <element ref="ngc:EP_N10"/>
            <element ref="ngc:EP_N13"/>
            <element ref="xn:VsDataContainer"/>
            <element ref="xn:MeasurementControl"/>
          </choice>
        </sequence>
      </extension>
    </complexContent>
  </complexType>
</element>

```

```

<element name="UDRFunction" substitutionGroup="xn:ManagedElementOptionallyContainedNrmClass">
  <complexType>
    <complexContent>
      <extension base="xn:NrmClass">
        <sequence>
          <element name="attributes">
            <complexType>
              <all>
                <element name="userLabel" type="string"/>
                <element name="vnfParametersList" type="xn:vnfParametersListType" minOccurs="0"/>
                <element name="pLMNIdList" type="en:PLMNIdList"/>
                <element name="sBIFqdn" type="string"/>
                <element name="snssaiList" type="ngc:SnssaiList" minOccurs="0"/>
                <element name="priority" type="integer" minOccurs="0"/>
                <element name="measurements" type="xn:MeasurementTypesAndGPsList" minOccurs="0"/>
                <element name="managedNFProfile" type="ngc:managedNFProfile" minOccurs="0"/>
              </all>
            </complexType>
          </element>
          <choice minOccurs="0" maxOccurs="unbounded">
            <element ref="xn:VsDataContainer"/>
            <element ref="xn:MeasurementControl"/>
          </choice>
        </sequence>
      </extension>
    </complexContent>
  </complexType>
</element>

<element name="UDSFFunction" substitutionGroup="xn:ManagedElementOptionallyContainedNrmClass">
  <complexType>
    <complexContent>
      <extension base="xn:NrmClass">
        <sequence>
          <element name="attributes">
            <complexType>
              <all>
                <element name="userLabel" type="string"/>
                <element name="vnfParametersList" type="xn:vnfParametersListType" minOccurs="0"/>
                <element name="pLMNIdList" type="en:PLMNIdList"/>
                <element name="sBIFqdn" type="string"/>
                <element name="snssaiList" type="ngc:SnssaiList" minOccurs="0"/>
                <element name="priority" type="integer" minOccurs="0"/>
                <element name="measurements" type="xn:MeasurementTypesAndGPsList" minOccurs="0"/>
                <element name="managedNFProfile" type="ngc:managedNFProfile" minOccurs="0"/>
                <element name="commModelList" type="ngc:CommModelList" minOccurs="1"/>
              </all>
            </complexType>
          </element>
          <choice minOccurs="0" maxOccurs="unbounded">
            <element ref="xn:VsDataContainer"/>
            <element ref="xn:MeasurementControl"/>
          </choice>
        </sequence>
      </extension>
    </complexContent>
  </complexType>
</element>

<element name="NRFFunction" substitutionGroup="xn:ManagedElementOptionallyContainedNrmClass">
  <complexType>
    <complexContent>
      <extension base="xn:NrmClass">
        <sequence>
          <element name="attributes">
            <complexType>
              <all>
                <element name="userLabel" type="string"/>
                <element name="vnfParametersList" type="xn:vnfParametersListType" minOccurs="0"/>
                <element name="pLMNIdList" type="en:PLMNIdList"/>
                <element name="sBIFqdn" type="string"/>
                <element name="cNSIIdList" type="ngc:CNSIIdList" minOccurs="0"/>
                <element name="nFProfileList" type="ngc:NFProfileList" minOccurs="0"/>
                <element name="snssaiList" type="ngc:SnssaiList" minOccurs="0"/>
                <element name="priority" type="integer" minOccurs="0"/>
                <element name="measurements" type="xn:MeasurementTypesAndGPsList" minOccurs="0"/>
                <element name="commModelList" type="ngc:CommModelList" minOccurs="1"/>
              </all>
            </complexType>
          </element>
        </sequence>
      </extension>
    </complexContent>
  </complexType>
</element>

```

```

    </complexType>
  </element>
  <choice minOccurs="0" maxOccurs="unbounded">
    <element ref="ngc:EP_N27"/>
    <element ref="xn:VsDataContainer"/>
    <element ref="xn:MeasurementControl"/>
  </choice>
</sequence>
</extension>
</complexType>
</complexType>
</element>

<element name="NSSFFunction" substitutionGroup="xn:ManagedElementOptionallyContainedNrmClass">
  <complexType>
    <complexContent>
      <extension base="xn:NrmClass">
        <sequence>
          <element name="attributes">
            <complexType>
              <all>
                <element name="userLabel" type="string"/>
                <element name="vnfParametersList" type="xn:vnfParametersListType" minOccurs="0"/>
                <element name="pLMNidList" type="en:PLMNidList"/>
                <element name="sBIFqdn" type="string"/>
                <element name="cNSIIdList" type="ngc:CNSIIdList"/>
                <element name="snssaiList" type="ngc:SnssaiList" minOccurs="0"/>
                <element name="priority" type="integer" minOccurs="0"/>
                <element name="measurements" type="xn:MeasurementTypesAndGPsList" minOccurs="0"/>
                <element name="managedNFProfile" type="ngc:managedNFProfile" minOccurs="0"/>
                <element name="commModelList" type="ngc:CommModelList" minOccurs="1"/>
              </all>
            </complexType>
          </element>
          <choice minOccurs="0" maxOccurs="unbounded">
            <element ref="ngc:EP_N27"/>
            <element ref="ngc:EP_N31"/>
            <element ref="xn:VsDataContainer"/>
            <element ref="xn:MeasurementControl"/>
          </choice>
        </sequence>
      </extension>
    </complexContent>
  </complexType>
</element>

<element name="SMSFunction" substitutionGroup="xn:ManagedElementOptionallyContainedNrmClass">
  <complexType>
    <complexContent>
      <extension base="xn:NrmClass">
        <sequence>
          <element name="attributes">
            <complexType>
              <all>
                <element name="userLabel" type="string"/>
                <element name="vnfParametersList" type="xn:vnfParametersListType" minOccurs="0"/>
                <element name="pLMNidList" type="en:PLMNidList"/>
                <element name="sBIFqdn" type="string"/>
                <element name="priority" type="integer" minOccurs="0"/>
                <element name="measurements" type="xn:MeasurementTypesAndGPsList" minOccurs="0"/>
                <element name="managedNFProfile" type="ngc:managedNFProfile" minOccurs="0"/>
                <element name="commModelList" type="ngc:CommModelList" minOccurs="1"/>
              </all>
            </complexType>
          </element>
          <choice minOccurs="0" maxOccurs="unbounded">
            <element ref="ngc:EP_N20"/>
            <element ref="ngc:EP_N21"/>
            <element ref="ngc:EP_MAP_SMSC"/>
            <element ref="xn:VsDataContainer"/>
            <element ref="xn:MeasurementControl"/>
          </choice>
        </sequence>
      </extension>
    </complexContent>
  </complexType>
</element>

```

```

<element name="LMFFunction" substitutionGroup="xn:ManagedElementOptionallyContainedNrmClass">
  <complexType>
    <complexContent>
      <extension base="xn:NrmClass">
        <sequence>
          <element name="attributes">
            <complexType>
              <all>
                <element name="userLabel" type="string"/>
                <element name="vnfParametersList" type="xn:vnfParametersListType" minOccurs="0"/>
                <element name="pLMNidList" type="en:PLMNidList"/>
                <element name="priority" type="integer" minOccurs="0"/>
                <element name="measurements" type="xn:MeasurementTypesAndGPsList" minOccurs="0"/>
                <element name="managedNFProfile" type="ngc:managedNFProfile" minOccurs="0"/>
                <element name="commModelList" type="ngc:CommModelList" minOccurs="1"/>
              </all>
            </complexType>
          </element>
          <choice minOccurs="0" maxOccurs="unbounded">
            <element ref="ngc:EP_NLS"/>
            <element ref="xn:VsDataContainer"/>
            <element ref="xn:MeasurementControl"/>
          </choice>
        </sequence>
      </extension>
    </complexContent>
  </complexType>
</element>

<element name="NGEIRFunction" substitutionGroup="xn:ManagedElementOptionallyContainedNrmClass">
  <complexType>
    <complexContent>
      <extension base="xn:NrmClass">
        <sequence>
          <element name="attributes">
            <complexType>
              <all>
                <element name="userLabel" type="string"/>
                <element name="vnfParametersList" type="xn:vnfParametersListType" minOccurs="0"/>
                <element name="pLMNidList" type="en:PLMNidList"/>
                <element name="sBTFqdn" type="string"/>
                <element name="snssaiList" type="ngc:SnssaiList" minOccurs="0"/>
                <element name="priority" type="integer" minOccurs="0"/>
                <element name="measurements" type="xn:MeasurementTypesAndGPsList" minOccurs="0"/>
                <element name="managedNFProfile" type="ngc:managedNFProfile" minOccurs="0"/>
                <element name="commModelList" type="ngc:CommModelList" minOccurs="1"/>
              </all>
            </complexType>
          </element>
          <choice minOccurs="0" maxOccurs="unbounded">
            <element ref="ngc:EP_N17"/>
            <element ref="xn:VsDataContainer"/>
            <element ref="xn:MeasurementControl"/>
          </choice>
        </sequence>
      </extension>
    </complexContent>
  </complexType>
</element>

<element name="SEPPFunction" substitutionGroup="xn:ManagedElementOptionallyContainedNrmClass">
  <complexType>
    <complexContent>
      <extension base="xn:NrmClass">
        <sequence>
          <element name="attributes">
            <complexType>
              <all>
                <element name="userLabel" type="string"/>
                <element name="vnfParametersList" type="xn:vnfParametersListType" minOccurs="0"/>
                <element name="pLMNid" type="en:PLMNid"/>
                <element name="priority" type="integer" minOccurs="0"/>
                <element name="sEPPType" type="nn:SEPPType"/>
                <element name="sEPPId" type="integer"/>
                <element name="fqdn" type="string"/>
                <element name="measurements" type="xn:MeasurementTypesAndGPsList" minOccurs="0"/>
              </all>
            </complexType>
          </element>
        </sequence>
      </extension>
    </complexContent>
  </complexType>
</element>

```

```

    <choice minOccurs="0" maxOccurs="unbounded">
      <element ref="ngc:EP_N32"/>
      <element ref="xn:VsDataContainer"/>
      <element ref="xn:MeasurementControl"/>
    </choice>
  </sequence>
</extension>
</complexContent>
</complexType>
</element>
<element name="ExternalSEPPFunction"
substitutionGroup="xn:ManagedElementOptionallyContainedNrmClass">
  <complexType>
    <complexContent>
      <extension base="xn:NrmClass">
        <sequence>
          <element name="attributes">
            <complexType>
              <all>
                <element name="userLabel" type="string"/>
                <element name="vnfParametersList" type="xn:vnfParametersListType" minOccurs="0"/>
                <element name="pLMNId" type="en:PLMNId"/>
                <element name="priority" type="integer" minOccurs="0"/>
                <element name="sEPPId" type="integer"/>
                <element name="fqdn" type="string"/>
                <element name="measurements" type="xn:MeasurementTypesAndGPsList" minOccurs="0"/>
              </all>
            </complexType>
          </element>
          <choice minOccurs="0" maxOccurs="unbounded">
            <element ref="ngc:EP_N32"/>
            <element ref="xn:VsDataContainer"/>
            <element ref="xn:MeasurementControl"/>
          </choice>
        </sequence>
      </extension>
    </complexContent>
  </complexType>
</element>
<element name="NWDAFFunction" substitutionGroup="xn:ManagedElementOptionallyContainedNrmClass">
  <complexType>
    <complexContent>
      <extension base="xn:NrmClass">
        <sequence>
          <element name="attributes">
            <complexType>
              <all>
                <element name="userLabel" type="string"/>
                <element name="vnfParametersList" type="xn:vnfParametersListType" minOccurs="0"/>
                <element name="pLMNIdList" type="en:PLMNIdList"/>
                <element name="sBIFqdn" type="string"/>
                <element name="snssaiList" type="ngc:SnssaiList" minOccurs="0"/>
                <element name="priority" type="integer" minOccurs="0"/>
                <element name="measurements" type="xn:MeasurementTypesAndGPsList" minOccurs="0"/>
                <element name="managedNFProfile" type="ngc:managedNFProfile" minOccurs="0"/>
                <element name="commModelList" type="ngc:CommModelList" minOccurs="1"/>
              </all>
            </complexType>
          </element>
          <choice minOccurs="0" maxOccurs="unbounded">
            <element ref="xn:VsDataContainer"/>
            <element ref="xn:MeasurementControl"/>
          </choice>
        </sequence>
      </extension>
    </complexContent>
  </complexType>
</element>
<element name="SCPFunction" substitutionGroup="xn:ManagedElementOptionallyContainedNrmClass">
  <complexType>
    <complexContent>
      <extension base="xn:NrmClass">
        <sequence>
          <element name="attributes">
            <complexType>
              <all>
                <element name="userLabel" type="string"/>

```



```

        <element name="vnfParametersList" type="xn:vnfParametersListType" minOccurs="0"/>
        <element name="priority" type="integer" minOccurs="0"/>
        <element name="measurements" type="xn:MeasurementTypesAndGPsList" minOccurs="0"/>
        <element name="supportedFuncList" type="ngc:SupportedFuncList"/>
        <element name="address" type="string"/>
      </all>
    </complexType>
  </element>
  <choice minOccurs="0" maxOccurs="unbounded">
    <element ref="xn:VsDataContainer"/>
    <element ref="xn:MeasurementControl"/>
  </choice>
</sequence>
</extension>
</complexContent>
</complexType>
</element>

<element name="NEFFunction" substitutionGroup="xn:ManagedElementOptionallyContainedNrmClass">
  <complexType>
    <complexContent>
      <extension base="xn:NrmClass">
        <sequence>
          <element name="attributes">
            <complexType>
              <all>
                <element name="userLabel" type="string"/>
                <element name="vnfParametersList" type="xn:vnfParametersListType" minOccurs="0"/>
                <element name="priority" type="integer" minOccurs="0"/>
                <element name="measurements" type="xn:MeasurementTypesAndGPsList" minOccurs="0"/>
                <element name="sBIFqdn" type="string"/>
                <element name="snssaiList" type="ngc:SnssaiList" minOccurs="0"/>
                <element name="managedNFProfile" type="ngc:ManagedNFProfile"/>
                <element name="capabilitylist" type="ngc:CapabilityList"/>
                <element name="isINEF" type="boolean"/>
                <element name="isCAPIFSup" type="boolean"/>
              </all>
            </complexType>
          </element>
          <choice minOccurs="0" maxOccurs="unbounded">
            <element ref="xn:VsDataContainer"/>
            <element ref="xn:MeasurementControl"/>
          </choice>
        </sequence>
      </extension>
    </complexContent>
  </complexType>
</element>

<element name="EP_N2">
  <complexType>
    <complexContent>
      <extension base="xn:NrmClass">
        <sequence>
          <element name="attributes" minOccurs="0">
            <complexType>
              <all>
                <!-- Inherited attributes from EP_RP -->
                <element name="farEndEntity" type="xn:dn" minOccurs="0"/>
                <element name="userLabel" type="string" minOccurs="0"/>
                <!-- End of inherited attributes from EP_RP -->
                <element name="localAddress" type="ngc:LocalEndPoint" minOccurs="0"/>
                <element name="remoteAddress" type="ngc:RemoteEndPoint" minOccurs="0"/>
              </all>
            </complexType>
          </element>
          <choice minOccurs="0" maxOccurs="unbounded">
            <element ref="xn:VsDataContainer"/>
          </choice>
        </sequence>
      </extension>
    </complexContent>
  </complexType>
</element>

<element name="EP_N3">
  <complexType>
    <complexContent>

```

```

<extension base="xn:NrmClass">
  <sequence>
    <element name="attributes" minOccurs="0">
      <complexType>
        <all>
          <!-- Inherited attributes from EP_RP -->
          <element name="farEndEntity" type="xn:dn" minOccurs="0"/>
          <element name="userLabel" type="string" minOccurs="0"/>
          <!-- End of inherited attributes from EP_RP -->
          <element name="localAddress" type="ngc:LocalEndPoint" minOccurs="0"/>
          <element name="remoteAddress" type="ngc:RemoteEndPoint" minOccurs="0"/>
        </all>
      </complexType>
    </element>
    <choice minOccurs="0" maxOccurs="unbounded">
      <element ref="xn:VsDataContainer"/>
    </choice>
  </sequence>
</extension>
</complexContent>
</complexType>
</element>
<element name="EP_N4">
  <complexType>
    <complexContent>
      <extension base="xn:NrmClass">
        <sequence>
          <element name="attributes" minOccurs="0">
            <complexType>
              <all>
                <!-- Inherited attributes from EP_RP -->
                <element name="farEndEntity" type="xn:dn" minOccurs="0"/>
                <element name="userLabel" type="string" minOccurs="0"/>
                <!-- End of inherited attributes from EP_RP -->
                <element name="localAddress" type="ngc:LocalEndPoint" minOccurs="0"/>
                <element name="remoteAddress" type="ngc:RemoteEndPoint" minOccurs="0"/>
              </all>
            </complexType>
          </element>
          <choice minOccurs="0" maxOccurs="unbounded">
            <element ref="xn:VsDataContainer"/>
          </choice>
        </sequence>
      </extension>
    </complexContent>
  </complexType>
</element>
<element name="EP_N5">
  <complexType>
    <complexContent>
      <extension base="xn:NrmClass">
        <sequence>
          <element name="attributes" minOccurs="0">
            <complexType>
              <all>
                <!-- Inherited attributes from EP_RP -->
                <element name="farEndEntity" type="xn:dn" minOccurs="0"/>
                <element name="userLabel" type="string" minOccurs="0"/>
                <!-- End of inherited attributes from EP_RP -->
                <element name="localAddress" type="ngc:LocalEndPoint" minOccurs="0"/>
                <element name="remoteAddress" type="ngc:RemotePoint" minOccurs="0"/>
              </all>
            </complexType>
          </element>
          <choice minOccurs="0" maxOccurs="unbounded">
            <element ref="xn:VsDataContainer"/>
          </choice>
        </sequence>
      </extension>
    </complexContent>
  </complexType>
</element>
<element name="EP_N6">
  <complexType>
    <complexContent>
      <extension base="xn:NrmClass">

```

```

<sequence>
  <element name="attributes" minOccurs="0">
    <complexType>
      <all>
        <!-- Inherited attributes from EP_RP -->
        <element name="farEndEntity" type="xn:dn" minOccurs="0"/>
        <element name="userLabel" type="string" minOccurs="0"/>
        <!-- End of inherited attributes from EP_RP -->
        <element name="localAddress" type="ngc:LocalEndPoint" minOccurs="0"/>
        <element name="remoteAddress" type="ngc:RemotePoint" minOccurs="0"/>
      </all>
    </complexType>
  </element>
  <choice minOccurs="0" maxOccurs="unbounded">
    <element ref="xn:VsDataContainer"/>
  </choice>
</sequence>
</extension>
</complexContent>
</complexType>
</element>

<element name="EP_N7">
  <complexType>
    <complexContent>
      <extension base="xn:NrmClass">
        <sequence>
          <element name="attributes" minOccurs="0">
            <complexType>
              <all>
                <!-- Inherited attributes from EP_RP -->
                <element name="farEndEntity" type="xn:dn" minOccurs="0"/>
                <element name="userLabel" type="string" minOccurs="0"/>
                <!-- End of inherited attributes from EP_RP -->
                <element name="localAddress" type="ngc:LocalEndPoint" minOccurs="0"/>
                <element name="remoteAddress" type="ngc:RemotePoint" minOccurs="0"/>
              </all>
            </complexType>
          </element>
          <choice minOccurs="0" maxOccurs="unbounded">
            <element ref="xn:VsDataContainer"/>
          </choice>
        </sequence>
      </extension>
    </complexContent>
  </complexType>
</element>

<element name="EP_N8">
  <complexType>
    <complexContent>
      <extension base="xn:NrmClass">
        <sequence>
          <element name="attributes" minOccurs="0">
            <complexType>
              <all>
                <!-- Inherited attributes from EP_RP -->
                <element name="farEndEntity" type="xn:dn" minOccurs="0"/>
                <element name="userLabel" type="string" minOccurs="0"/>
                <!-- End of inherited attributes from EP_RP -->
                <element name="localAddress" type="ngc:LocalEndPoint" minOccurs="0"/>
                <element name="remoteAddress" type="ngc:RemotePoint" minOccurs="0"/>
              </all>
            </complexType>
          </element>
          <choice minOccurs="0" maxOccurs="unbounded">
            <element ref="xn:VsDataContainer"/>
          </choice>
        </sequence>
      </extension>
    </complexContent>
  </complexType>
</element>

<element name="EP_N9">
  <complexType>
    <complexContent>
      <extension base="xn:NrmClass">

```

```

    <sequence>
      <element name="attributes" minOccurs="0">
        <complexType>
          <all>
            <!-- Inherited attributes from EP_RP -->
            <element name="farEndEntity" type="xn:dn" minOccurs="0"/>
            <element name="userLabel" type="string" minOccurs="0"/>
            <!-- End of inherited attributes from EP_RP -->
            <element name="localAddress" type="ngc:LocalEndPoint" minOccurs="0"/>
            <element name="remoteAddress" type="ngc:RemoteEndPoint" minOccurs="0"/>
          </all>
        </complexType>
      </element>
      <choice minOccurs="0" maxOccurs="unbounded">
        <element ref="xn:VsDataContainer"/>
      </choice>
    </sequence>
  </extension>
</complexType>
</element>

<element name="EP_N10">
  <complexType>
    <complexContent>
      <extension base="xn:NrmClass">
        <sequence>
          <element name="attributes" minOccurs="0">
            <complexType>
              <all>
                <!-- Inherited attributes from EP_RP -->
                <element name="farEndEntity" type="xn:dn" minOccurs="0"/>
                <element name="userLabel" type="string" minOccurs="0"/>
                <!-- End of inherited attributes from EP_RP -->
                <element name="localAddress" type="ngc:LocalEndPoint" minOccurs="0"/>
                <element name="remoteAddress" type="ngc:Remote" minOccurs="0"/>
              </all>
            </complexType>
          </element>
          <choice minOccurs="0" maxOccurs="unbounded">
            <element ref="xn:VsDataContainer"/>
          </choice>
        </sequence>
      </extension>
    </complexContent>
  </complexType>
</element>

<element name="EP_N11">
  <complexType>
    <complexContent>
      <extension base="xn:NrmClass">
        <sequence>
          <element name="attributes" minOccurs="0">
            <complexType>
              <all>
                <!-- Inherited attributes from EP_RP -->
                <element name="farEndEntity" type="xn:dn" minOccurs="0"/>
                <element name="userLabel" type="string" minOccurs="0"/>
                <!-- End of inherited attributes from EP_RP -->
                <element name="localAddress" type="ngc:LocalEndPoint" minOccurs="0"/>
                <element name="remoteAddress" type="ngc:Remote" minOccurs="0"/>
              </all>
            </complexType>
          </element>
          <choice minOccurs="0" maxOccurs="unbounded">
            <element ref="xn:VsDataContainer"/>
          </choice>
        </sequence>
      </extension>
    </complexContent>
  </complexType>
</element>

<element name="EP_N12">
  <complexType>
    <complexContent>
      <extension base="xn:NrmClass">

```

```

    <sequence>
      <element name="attributes" minOccurs="0">
        <complexType>
          <all>
            <!-- Inherited attributes from EP_RP -->
            <element name="farEndEntity" type="xn:dn" minOccurs="0"/>
            <element name="userLabel" type="string" minOccurs="0"/>
            <!-- End of inherited attributes from EP_RP -->
            <element name="localAddress" type="ngc:LocalEndPoint" minOccurs="0"/>
            <element name="remoteAddress" type="ngc:RemoteEndPoint" minOccurs="0"/>
          </all>
        </complexType>
      </element>
      <choice minOccurs="0" maxOccurs="unbounded">
        <element ref="xn:VsDataContainer"/>
      </choice>
    </sequence>
  </extension>
</complexType>
</element>

<element name="EP_N13">
  <complexType>
    <complexContent>
      <extension base="xn:NrmClass">
        <sequence>
          <element name="attributes" minOccurs="0">
            <complexType>
              <all>
                <!-- Inherited attributes from EP_RP -->
                <element name="farEndEntity" type="xn:dn" minOccurs="0"/>
                <element name="userLabel" type="string" minOccurs="0"/>
                <!-- End of inherited attributes from EP_RP -->
                <element name="localAddress" type="ngc:LocalEndPoint" minOccurs="0"/>
                <element name="remoteAddress" type="ngc:RemoteEndPoint" minOccurs="0"/>
              </all>
            </complexType>
          </element>
          <choice minOccurs="0" maxOccurs="unbounded">
            <element ref="xn:VsDataContainer"/>
          </choice>
        </sequence>
      </extension>
    </complexContent>
  </complexType>
</element>

<element name="EP_N14">
  <complexType>
    <complexContent>
      <extension base="xn:NrmClass">
        <sequence>
          <element name="attributes" minOccurs="0">
            <complexType>
              <all>
                <!-- Inherited attributes from EP_RP -->
                <element name="farEndEntity" type="xn:dn" minOccurs="0"/>
                <element name="userLabel" type="string" minOccurs="0"/>
                <!-- End of inherited attributes from EP_RP -->
                <element name="localAddress" type="ngc:LocalEndPoint" minOccurs="0"/>
                <element name="remoteAddress" type="ngc:RemoteEndPoint" minOccurs="0"/>
              </all>
            </complexType>
          </element>
          <choice minOccurs="0" maxOccurs="unbounded">
            <element ref="xn:VsDataContainer"/>
          </choice>
        </sequence>
      </extension>
    </complexContent>
  </complexType>
</element>

<element name="EP_N15">
  <complexType>
    <complexContent>
      <extension base="xn:NrmClass">

```

```

<sequence>
  <element name="attributes" minOccurs="0">
    <complexType>
      <all>
        <!-- Inherited attributes from EP_RP -->
        <element name="farEndEntity" type="xn:dn" minOccurs="0"/>
        <element name="userLabel" type="string" minOccurs="0"/>
        <!-- End of inherited attributes from EP_RP -->
        <element name="localAddress" type="ngc:LocalEndPoint" minOccurs="0"/>
        <element name="remoteAddress" type="ngc:RemoteEndPoint" minOccurs="0"/>
      </all>
    </complexType>
  </element>
  <choice minOccurs="0" maxOccurs="unbounded">
    <element ref="xn:VsDataContainer"/>
  </choice>
</sequence>
</extension>
</complexContent>
</complexType>
</element>

<element name="EP_N16">
  <complexType>
    <complexContent>
      <extension base="xn:NrmClass">
        <sequence>
          <element name="attributes" minOccurs="0">
            <complexType>
              <all>
                <!-- Inherited attributes from EP_RP -->
                <element name="farEndEntity" type="xn:dn" minOccurs="0"/>
                <element name="userLabel" type="string" minOccurs="0"/>
                <!-- End of inherited attributes from EP_RP -->
                <element name="localAddress" type="ngc:Local" minOccurs="0"/>
                <element name="remoteAddress" type="ngc:RemotePoint" minOccurs="0"/>
              </all>
            </complexType>
          </element>
          <choice minOccurs="0" maxOccurs="unbounded">
            <element ref="xn:VsDataContainer"/>
          </choice>
        </sequence>
      </extension>
    </complexContent>
  </complexType>
</element>

<element name="EP_N17">
  <complexType>
    <complexContent>
      <extension base="xn:NrmClass">
        <sequence>
          <element name="attributes" minOccurs="0">
            <complexType>
              <all>
                <!-- Inherited attributes from EP_RP -->
                <element name="farEndEntity" type="xn:dn" minOccurs="0"/>
                <element name="userLabel" type="string" minOccurs="0"/>
                <!-- End of inherited attributes from EP_RP -->
                <element name="localAddress" type="ngc:LocalEndPoint" minOccurs="0"/>
                <element name="remoteAddress" type="ngc:RemotePoint" minOccurs="0"/>
              </all>
            </complexType>
          </element>
          <choice minOccurs="0" maxOccurs="unbounded">
            <element ref="xn:VsDataContainer"/>
          </choice>
        </sequence>
      </extension>
    </complexContent>
  </complexType>
</element>

<element name="EP_N20">
  <complexType>
    <complexContent>
      <extension base="xn:NrmClass">

```

```

    <sequence>
      <element name="attributes" minOccurs="0">
        <complexType>
          <all>
            <!-- Inherited attributes from EP_RP -->
            <element name="farEndEntity" type="xn:dn" minOccurs="0"/>
            <element name="userLabel" type="string" minOccurs="0"/>
            <!-- End of inherited attributes from EP_RP -->
            <element name="localAddress" type="ngc:Local" minOccurs="0"/>
            <element name="remoteAddress" type="ngc:RemotePoint" minOccurs="0"/>
          </all>
        </complexType>
      </element>
      <choice minOccurs="0" maxOccurs="unbounded">
        <element ref="xn:VsDataContainer"/>
      </choice>
    </sequence>
  </extension>
</complexType>
</element>

<element name="EP_N21">
  <complexType>
    <complexContent>
      <extension base="xn:NrmClass">
        <sequence>
          <element name="attributes" minOccurs="0">
            <complexType>
              <all>
                <!-- Inherited attributes from EP_RP -->
                <element name="farEndEntity" type="xn:dn" minOccurs="0"/>
                <element name="userLabel" type="string" minOccurs="0"/>
                <!-- End of inherited attributes from EP_RP -->
                <element name="localAddress" type="ngc:Local" minOccurs="0"/>
                <element name="remoteAddress" type="ngc:RemotePoint" minOccurs="0"/>
              </all>
            </complexType>
          </element>
          <choice minOccurs="0" maxOccurs="unbounded">
            <element ref="xn:VsDataContainer"/>
          </choice>
        </sequence>
      </extension>
    </complexContent>
  </complexType>
</element>

<element name="EP_N22">
  <complexType>
    <complexContent>
      <extension base="xn:NrmClass">
        <sequence>
          <element name="attributes" minOccurs="0">
            <complexType>
              <all>
                <!-- Inherited attributes from EP_RP -->
                <element name="farEndEntity" type="xn:dn" minOccurs="0"/>
                <element name="userLabel" type="string" minOccurs="0"/>
                <!-- End of inherited attributes from EP_RP -->
                <element name="localAddress" type="ngc:LocalEndPoint" minOccurs="0"/>
                <element name="remoteAddress" type="ngc:RemoteEndPoint" minOccurs="0"/>
              </all>
            </complexType>
          </element>
          <choice minOccurs="0" maxOccurs="unbounded">
            <element ref="xn:VsDataContainer"/>
          </choice>
        </sequence>
      </extension>
    </complexContent>
  </complexType>
</element>

<element name="EP_N26">
  <complexType>
    <complexContent>
      <extension base="xn:NrmClass">

```

```

<sequence>
  <element name="attributes" minOccurs="0">
    <complexType>
      <all>
        <!-- Inherited attributes from EP_RP -->
        <element name="farEndEntity" type="xn:dn" minOccurs="0"/>
        <element name="userLabel" type="string" minOccurs="0"/>
        <!-- End of inherited attributes from EP_RP -->
        <element name="localAddress" type="ngc:LocalEndPoint" minOccurs="0"/>
        <element name="remoteAddress" type="ngc:RemoteEndPoint" minOccurs="0"/>
      </all>
    </complexType>
  </element>
  <choice minOccurs="0" maxOccurs="unbounded">
    <element ref="xn:VsDataContainer"/>
  </choice>
</sequence>
</extension>
</complexContent>
</complexType>
</element>

<element name="EP_N27">
<complexType>
  <complexContent>
    <extension base="xn:NrmClass">
      <sequence>
        <element name="attributes" minOccurs="0">
          <complexType>
            <all>
              <!-- Inherited attributes from EP_RP -->
              <element name="farEndEntity" type="xn:dn" minOccurs="0"/>
              <element name="userLabel" type="string" minOccurs="0"/>
              <!-- End of inherited attributes from EP_RP -->
              <element name="localAddress" type="ngc:LocalEndPoint" minOccurs="0"/>
              <element name="remoteAddress" type="ngc:RemoteEndPoint" minOccurs="0"/>
            </all>
          </complexType>
        </element>
        <choice minOccurs="0" maxOccurs="unbounded">
          <element ref="xn:VsDataContainer"/>
        </choice>
      </sequence>
    </extension>
  </complexContent>
</complexType>
</element>

<element name="EP_N31">
<complexType>
  <complexContent>
    <extension base="xn:NrmClass">
      <sequence>
        <element name="attributes" minOccurs="0">
          <complexType>
            <all>
              <!-- Inherited attributes from EP_RP -->
              <element name="farEndEntity" type="xn:dn" minOccurs="0"/>
              <element name="userLabel" type="string" minOccurs="0"/>
              <!-- End of inherited attributes from EP_RP -->
              <element name="localAddress" type="ngc:LocalEndPoint" minOccurs="0"/>
              <element name="remoteAddress" type="ngc:RemoteEndPoint" minOccurs="0"/>
            </all>
          </complexType>
        </element>
        <choice minOccurs="0" maxOccurs="unbounded">
          <element ref="xn:VsDataContainer"/>
        </choice>
      </sequence>
    </extension>
  </complexContent>
</complexType>
</element>

<element name="EP_N32">
<complexType>
  <complexContent>
    <extension base="xn:NrmClass">
      <sequence>

```



```

<element name="attributes" minOccurs="0">
  <complexType>
    <all>
      <!-- Inherited attributes from EP_RP -->
      <element name="farEndEntity" type="xn:dn" minOccurs="0"/>
      <element name="userLabel" type="string" minOccurs="0"/>
      <!-- End of inherited attributes from EP_RP -->
      <element name="localAddress" type="ngc:LocalEndPoint" minOccurs="0"/>
      <element name="remoteAddress" type="ngc:RemoteEndPoint" minOccurs="0"/>
      <element name="remotePlmnId" type="en:PLMNid"/>
      <element name="remoteSeppAddress" type="string"/>
      <element name="remoteSeppId" type="integer" minOccurs="0"/>
      <element name="n32cParas" type="string" minOccurs="0"/>
      <element name="n32fPolicy" type="string" minOccurs="0"/>
      <element name="withIPX" type="boolean"/>
    </all>
  </complexType>
</element>
<choice minOccurs="0" maxOccurs="unbounded">
  <element ref="xn:VsDataContainer"/>
</choice>
</sequence>
</extension>
</complexContent>
</complexType>
</element>

<element name="EP_S5C" <complexType>
  <complexContent>
    <extension base="xn:NrmClass">
      <sequence>
        <element name="attributes" minOccurs="0">
          <complexType>
            <all>
              <!-- Inherited attributes from EP_RP -->
              <element name="farEndEntity" type="xn:dn" minOccurs="0"/>
              <element name="userLabel" type="string" minOccurs="0"/>
              <!-- End of inherited attributes from EP_RP -->
              <element name="localAddress" type="ngc:LocalEndPoint" minOccurs="0"/>
              <element name="remoteAddress" type="ngc:RemoteEndPoint" minOccurs="0"/>
            </all>
          </complexType>
        </element>
        <choice minOccurs="0" maxOccurs="unbounded">
          <element ref="xn:VsDataContainer"/>
        </choice>
      </sequence>
    </extension>
  </complexContent>
</complexType>
</element>

<element name="EP_S5U">
  <complexType>
    <complexContent>
      <extension base="xn:NrmClass">
        <sequence>
          <element name="attributes" minOccurs="0">
            <complexType>
              <all>
                <!-- Inherited attributes from EP_RP -->
                <element name="farEndEntity" type="xn:dn" minOccurs="0"/>
                <element name="userLabel" type="string" minOccurs="0"/>
                <!-- End of inherited attributes from EP_RP -->
                <element name="localAddress" type="ngc:LocalEndPoint" minOccurs="0"/>
                <element name="remoteAddress" type="ngc:RemoteEndPoint" minOccurs="0"/>
              </all>
            </complexType>
          </element>
          <choice minOccurs="0" maxOccurs="unbounded">
            <element ref="xn:VsDataContainer"/>
          </choice>
        </sequence>
      </extension>
    </complexContent>
  </complexType>
</element>

```

```

<element name="EP_Rx">
  <complexType>
    <complexContent>
      <extension base="xn:NrmClass">
        <sequence>
          <element name="attributes" minOccurs="0">
            <complexType>
              <all>
                <!-- Inherited attributes from EP_RP -->
                <element name="farEndEntity" type="xn:dn" minOccurs="0"/>
                <element name="userLabel" type="string" minOccurs="0"/>
                <!-- End of inherited attributes from EP_RP -->
                <element name="localAddress" type="ngc:LocalEndPoint" minOccurs="0"/>
                <element name="remoteAddress" type="ngc:RemoteEndPoint" minOccurs="0"/>
              </all>
            </complexType>
          </element>
          <choice minOccurs="0" maxOccurs="unbounded">
            <element ref="xn:VsDataContainer"/>
          </choice>
        </sequence>
      </extension>
    </complexContent>
  </complexType>
</element>

<element name="EP_MAP_SMSC">
  <complexType>
    <complexContent>
      <extension base="xn:NrmClass">
        <sequence>
          <element name="attributes" minOccurs="0">
            <complexType>
              <all>
                <!-- Inherited attributes from EP_RP -->
                <element name="farEndEntity" type="xn:dn" minOccurs="0"/>
                <element name="userLabel" type="string" minOccurs="0"/>
                <!-- End of inherited attributes from EP_RP -->
                <element name="localAddress" type="ngc:LocalEndPoint" minOccurs="0"/>
                <element name="remoteAddress" type="ngc:RemoteEndPoint" minOccurs="0"/>
              </all>
            </complexType>
          </element>
          <choice minOccurs="0" maxOccurs="unbounded">
            <element ref="xn:VsDataContainer"/>
          </choice>
        </sequence>
      </extension>
    </complexContent>
  </complexType>
</element>

<element name="EP_NLS">
  <complexType>
    <complexContent>
      <extension base="xn:NrmClass">
        <sequence>
          <element name="attributes" minOccurs="0">
            <complexType>
              <all>
                <!-- Inherited attributes from EP_RP -->
                <element name="farEndEntity" type="xn:dn" minOccurs="0"/>
                <element name="userLabel" type="string" minOccurs="0"/>
                <!-- End of inherited attributes from EP_RP -->
                <element name="localAddress" type="ngc:LocalEndPoint" minOccurs="0"/>
                <element name="remoteAddress" type="ngc:RemoteEndPoint" minOccurs="0"/>
              </all>
            </complexType>
          </element>
          <choice minOccurs="0" maxOccurs="unbounded">
            <element ref="xn:VsDataContainer"/>
          </choice>
        </sequence>
      </extension>
    </complexContent>
  </complexType>
</element>

```

```

<element name="EP_NLG">
  <complexType>
    <complexContent>
      <extension base="xn:NrmClass">
        <sequence>
          <element name="attributes" minOccurs="0">
            <complexType>
              <all>
                <!-- Inherited attributes from EP_RP -->
                <element name="farEndEntity" type="xn:dn" minOccurs="0"/>
                <element name="userLabel" type="string" minOccurs="0"/>
                <!-- End of inherited attributes from EP_RP -->
                <element name="localAddress" type="ngc:LocalEndPoint" minOccurs="0"/>
                <element name="remoteAddress" type="ngc:RemoteEndPoint" minOccurs="0"/>
              </all>
            </complexType>
          </element>
          <choice minOccurs="0" maxOccurs="unbounded">
            <element ref="xn:VsDataContainer"/>
          </choice>
        </sequence>
      </extension>
    </complexContent>
  </complexType>
</element>

<element name="FiveQiDscpMappingSet">
  <complexType>
    <complexContent>
      <extension base="xn:NrmClass">
        <sequence>
          <element name="attributes">
            <complexType>
              <all>
                <element name="fiveQiDscpMappingList" type="ngc:FiveQiDscpMappingList"/>
              </all>
            </complexType>
          </element>
          <choice minOccurs="0" maxOccurs="unbounded">
            <element ref="xn:VsDataContainer"/>
          </choice>
        </sequence>
      </extension>
    </complexContent>
  </complexType>
</element>

<element name="Configurable5QISet" substitutionGroup="xn:SubNetworkOptionallyContainedNrmClass">
  <complexType>
    <complexContent>
      <extension base="xn:NrmClass">
        <sequence>
          <element name="attributes">
            <complexType>
              <all>
                <element name="configurable5QIs" type="ngc:FiveQIList"/>
              </all>
            </complexType>
          </element>
          <choice minOccurs="0" maxOccurs="unbounded">
            <element ref="xn:VsDataContainer"/>
          </choice>
        </sequence>
      </extension>
    </complexContent>
  </complexType>
</element>

<element name="Dynamic5QISet" substitutionGroup="xn:SubNetworkOptionallyContainedNrmClass">
  <complexType>
    <complexContent>
      <extension base="xn:NrmClass">
        <sequence>
          <element name="attributes">
            <complexType>
              <all>
                <element name="dynamic5QIs" type="ngc:FiveQIList"/>
              </all>
            </complexType>
          </element>
          <choice minOccurs="0" maxOccurs="unbounded">
            <element ref="xn:VsDataContainer"/>
          </choice>
        </sequence>
      </extension>
    </complexContent>
  </complexType>
</element>

```

```

    </all>
  </complexType>
</element>
<choice minOccurs="0" maxOccurs="unbounded">
  <element ref="xn:VsDataContainer" />
</choice>
</sequence>
</extension>
</complexContent>
</complexType>
</element>

<element name="GtpUPPathQoSMonitoringControl">
  <complexType>
    <complexContent>
      <extension base="xn:NrmClass">
        <sequence>
          <element name="attributes">
            <complexType>
              <all>
                <element name="gtpUPPathQoSMonitoringState" type="ngc:
GtpUPPathQoSMonitoringStateType" />
                <element name="gtpUPPathMonitoredSNSSAIs" type="ngc:SnssaiList" />
                <element name="monitoredDSCPs" type="ngc:DscpList" />
                <element name="isEventTriggeredGtpUPPathMonitoringSupported" type="boolean" />
                <element name="isPeriodicGtpUMonitoringSupported" type="boolean" />
                <element name="isImmediateGtpUMonitoringSupported" type="boolean" />
                <element name="gtpUPPathDelayThresholds" type="ngc:GtpUPPathDelayThresholdsType"
minOccurs="0" />
                <element name="gtpUPPathMinimumWaitTime" type="integer" minOccurs="0" />
                <element name="gtpUPPathMeasurementPeriod" type="integer" minOccurs="0" />
              </all>
            </complexType>
          </element>
          <choice minOccurs="0" maxOccurs="unbounded">
            <element ref="xn:VsDataContainer" />
          </choice>
        </sequence>
      </extension>
    </complexContent>
  </complexType>
</element>

<element name="QFQoSMonitoringControl">
  <complexType>
    <complexContent>
      <extension base="xn:NrmClass">
        <sequence>
          <element name="attributes">
            <complexType>
              <all>
                <element name="qFQoSMonitoringState" type="ngc:QFQoSMonitoringStateType" />
                <element name="qFMonitoredSNSSAIs" type="ngc:SnssaiList" />
                <element name="qFMonitored5QIs" type="ngc:FiveqiList" />
                <element name="isEventTriggeredQFMonitoringSupported" type="boolean" />
                <element name="isPeriodicQFMonitoringSupported" type="boolean" />
                <element name="isSessionReleasedQFMonitoringSupported" type="boolean" />
                <element name="qFPacketDelayThresholds" type="ngc:QFPacketDelayThresholdsType"
minOccurs="0" />
                <element name="qFMinimumWaitTime" type="integer" minOccurs="0" />
                <element name="qFMeasurementPeriod" type="integer" minOccurs="0" />
              </all>
            </complexType>
          </element>
          <choice minOccurs="0" maxOccurs="unbounded">
            <element ref="xn:VsDataContainer" />
          </choice>
        </sequence>
      </extension>
    </complexContent>
  </complexType>
</element>

<element name="PredefinedPccRuleSet">
  <complexType>
    <complexContent>
      <extension base="xn:NrmClass">

```

```
<sequence>
  <element name="attributes">
    <complexType>
      <all>
        <element name="predefinedPccRules" type="ngc:PccRuleList"/>
      </all>
    </complexType>
  </element>
  <choice minOccurs="0" maxOccurs="unbounded">
    <element ref="xn:VsDataContainer"/>
  </choice>
</sequence>
</extension>
</complexContent>
</complexType>
</element>
</schema>
```

---

# Annex G (normative): OpenAPI definition of the 5GC NRM

## G.1 General

This annex contains the OpenAPI definition of the NR NRM in YAML format.

The Information Service (IS) of the NR NRM is defined in clause 4.

Mapping rules to produce the OpenAPI definition based on the IS are defined in 3GPP TS 32.160 [47].

---

## G.2 Void

---

## G.3 Void

---

## G.4 Solution Set (SS) definitions

### G.4.1 Void

### G.4.2 Void

### G.4.3 OpenAPI document "TS28541\_5GcNrm.yaml"

```
openapi: 3.0.1
info:
  title: 3GPP 5GC NRM
  version: 16.18.0
  description: >-
    OAS 3.0.1 specification of the 5GC NRM
    © 2023, 3GPP Organizational Partners (ARIB, ATIS, CCSA, ETSI, TSDSI, TTA, TTC).
    All rights reserved.
externalDocs:
  description: 3GPP TS 28.541; 5G NRM, 5GC NRM
  url: http://www.3gpp.org/ftp/Specs/archive/28_series/28.541/
paths: {}
components:
  schemas:

#----- Definition of types-----

AmfIdentifier:
  type: object
  description: 'AmfIdentifier comprise of amfRegionId, amfSetId and amfPointer'
  properties:
    amfRegionId:
      $ref: '#/components/schemas/AmfRegionId'
    amfSetId:
      $ref: '#/components/schemas/AmfSetId'
    amfPointer:
      $ref: '#/components/schemas/AmfPointer'
AmfRegionId:
  type: integer
  description: AmfRegionId is defined in TS 23.003
  maximum: 255
```

```

AmfSetId:
  type: string
  description: AmfSetId is defined in TS 23.003
  maximum: 1023
AmfPointer:
  type: integer
  description: AmfPointer is defined in TS 23.003
  maximum: 63
IpEndPoint:
  type: object
  properties:
    ipv4Address:
      $ref: 'TS28623_ComDefs.yaml#/components/schemas/Ipv4Addr'
    ipv6Address:
      $ref: 'TS28623_ComDefs.yaml#/components/schemas/Ipv6Addr'
    ipv6Prefix:
      $ref: 'TS28623_ComDefs.yaml#/components/schemas/Ipv6Prefix'
    transport:
      $ref: 'TS28623_GenericNrm.yaml#/components/schemas/TransportProtocol'
    port:
      type: integer
NFProfileList:
  type: array
  description: List of NF profile
  items:
    $ref: '#/components/schemas/NFProfile'
NFProfile:
  type: object
  description: 'NF profile stored in NRF, defined in TS 29.510'
  properties:
    nFInstanceId:
      type: string
      description: uuid of NF instance
    nFType:
      $ref: 'TS28623_GenericNrm.yaml#/components/schemas/NFType'
    nFStatus:
      $ref: '#/components/schemas/NFStatus'
    plmn:
      $ref: 'TS28623_ComDefs.yaml#/components/schemas/PlmnId'
    sNssais:
      $ref: 'TS28541_NrNrm.yaml#/components/schemas/Snssai'
    fqdn:
      $ref: 'TS28623_ComDefs.yaml#/components/schemas/Fqdn'
    interPlmnFqdn:
      $ref: 'TS28623_ComDefs.yaml#/components/schemas/Fqdn'
    nfServices:
      type: array
      items:
        $ref: '#/components/schemas/NFService'
NFService:
  type: object
  description: NF Service is defined in TS 29.510
  properties:
    serviceInstanceId:
      type: string
    serviceName:
      type: string
    version:
      type: string
    schema:
      type: string
    fqdn:
      $ref: 'TS28623_ComDefs.yaml#/components/schemas/Fqdn'
    interPlmnFqdn:
      $ref: 'TS28623_ComDefs.yaml#/components/schemas/Fqdn'
    ipEndPoints:
      type: array
      items:
        $ref: '#/components/schemas/IpEndPoint'
    apiPrefix:
      type: string
    allowedPlmns:
      $ref: 'TS28623_ComDefs.yaml#/components/schemas/PlmnId'
    allowedNFTypes:
      type: array
      items:
        $ref: 'TS28623_GenericNrm.yaml#/components/schemas/NFType'
    allowedNssais:

```

```

    type: array
    items:
      $ref: 'TS28541_NrNrm.yaml#/components/schemas/Snssai'
NFStatus:
  type: string
  description: any of enumerated value
  enum:
    - REGISTERED
    - SUSPENDED
CNSIIdList:
  type: array
  items:
    $ref: '#/components/schemas/CNSIId'
CNSIId:
  type: string
  description: CNSI Id is defined in TS 29.531, only for Core Network
TACLlist:
  type: array
  items:
    $ref: 'TS28623_GenericNrm.yaml#/components/schemas/Tac'
WeightFactor:
  type: integer
UdmInfo:
  type: object
  properties:
    nFSrvGroupId:
      type: string
AusfInfo:
  type: object
  properties:
    nFSrvGroupId:
      type: string
UpfInfo:
  type: object
  properties:
    smfServingAreas:
      type: string
AmfInfo:
  type: object
  properties:
    priority:
      type: integer
SupportedDataSetId:
  type: string
  description: any of enumerated value
  enum:
    - SUBSCRIPTION
    - POLICY
    - EXPOSURE
    - APPLICATION
Udrinfo:
  type: object
  properties:
    supportedDataSetIds:
      type: array
      items:
        $ref: '#/components/schemas/SupportedDataSetId'
    nFSrvGroupId:
      type: string
NFInfo:
  oneOf:
    - $ref: '#/components/schemas/UdmInfo'
    - $ref: '#/components/schemas/AusfInfo'
    - $ref: '#/components/schemas/UpfInfo'
    - $ref: '#/components/schemas/AmfInfo'
    - $ref: '#/components/schemas/Udrinfo'
ManagedNFProfile:
  type: object
  properties:
    nfInstanceID:
      type: string
    nfType:
      $ref: 'TS28623_GenericNrm.yaml#/components/schemas/NFType'
    authzInfo:
      type: string
    hostAddr:
      $ref: 'TS28623_ComDefs.yaml#/components/schemas/HostAddr'
    locality:

```



```
    type: string
  nFInfo:
    $ref: '#/components/schemas/NFInfo'
  capacity:
    type: integer
SEPPTType:
  type: string
  description: any of enumerated value
  enum:
    - CSEPP
    - PSEPP
SupportedFunc:
  type: object
  properties:
    function:
      type: string
    policy:
      type: string
SupportedFuncList:
  type: array
  items:
    $ref: '#/components/schemas/SupportedFunc'
CommModelType:
  type: string
  description: any of enumerated value
  enum:
    - DIRECT_COMMUNICATION_WO_NRF
    - DIRECT_COMMUNICATION_WITH_NRF
    - INDIRECT_COMMUNICATION_WO_DEDICATED_DISCOVERY
    - INDIRECT_COMMUNICATION_WITH_DEDICATED_DISCOVERY
CommModel:
  type: object
  properties:
    groupId:
      type: integer
    commModelType:
      $ref: '#/components/schemas/CommModelType'
    targetNFServiceList:
      $ref: 'TS28623_ComDefs.yaml#/components/schemas/DnList'
    commModelConfiguration:
      type: string
CommModelList:
  type: array
  items:
    $ref: '#/components/schemas/CommModel'
CapabilityList:
  type: array
  items:
    type: string
FiveQIDscpMapping:
  type: object
  properties:
    fiveQIValues:
      type: array
      items:
        type: integer
    dscp:
      type: integer
SnssaiList:
  type: array
  items:
    $ref: 'TS28541_NrNrm.yaml#/components/schemas/Snssai'

PacketErrorRate:
  type: object
  properties:
    scalar:
      type: integer
    exponent:
      type: integer
FiveQICharacteristics:
  type: object
  properties:
    fiveQIValue:
      type: integer
    resourceType:
      type: string
    enum:
```

```
- GBR
- NON_GBR
- DELAY_CRITICAL_GBR
priorityLevel:
  type: integer
packetDelayBudget:
  type: integer
packetErrorRate:
  $ref: '#/components/schemas/PacketErrorRate'
averagingWindow:
  type: integer
maximumDataBurstVolume:
  type: integer

GtpUPathDelayThresholdsType:
  type: object
  properties:
    n3AveragePacketDelayThreshold:
      type: integer
    n3MinPacketDelayThreshold:
      type: integer
    n3MaxPacketDelayThreshold:
      type: integer
    n9AveragePacketDelayThreshold:
      type: integer
    n9MinPacketDelayThreshold:
      type: integer
    n9MaxPacketDelayThreshold:
      type: integer
QFPacketDelayThresholdsType:
  type: object
  properties:
    thresholdDl:
      type: integer
    thresholdUl:
      type: integer
    thresholdRtt:
      type: integer

QosData:
  type: object
  properties:
    qosId:
      type: string
    fiveQIValue:
      type: integer
    maxbrUl:
      $ref: 'TS29571_CommonData.yaml#/components/schemas/BitRateRm'
    maxbrDl:
      $ref: 'TS29571_CommonData.yaml#/components/schemas/BitRateRm'
    gbrUl:
      $ref: 'TS29571_CommonData.yaml#/components/schemas/BitRateRm'
    gbrDl:
      $ref: 'TS29571_CommonData.yaml#/components/schemas/BitRateRm'
    arp:
      $ref: 'TS29571_CommonData.yaml#/components/schemas/Arp'
    qosNotificationControl:
      type: boolean
    reflectiveQos:
      type: boolean
    sharingKeyDl:
      type: string
    sharingKeyUl:
      type: string
    maxPacketLossRateDl:
      $ref: 'TS29571_CommonData.yaml#/components/schemas/PacketLossRateRm'
    maxPacketLossRateUl:
      $ref: 'TS29571_CommonData.yaml#/components/schemas/PacketLossRateRm'
    extMaxDataBurstVol:
      $ref: 'TS29571_CommonData.yaml#/components/schemas/ExtMaxDataBurstVolRm'

QosDataList:
  type: array
  items:
    $ref: '#/components/schemas/QosData'

SteeringMode:
```

```

type: object
properties:
  steerModeValue:
    $ref: 'TS29512_Npcf_SMPolicyControl.yaml#/components/schemas/SteerModeValue'
  active:
    $ref: 'TS29571_CommonData.yaml#/components/schemas/AccessType'
  standby:
    $ref: 'TS29571_CommonData.yaml#/components/schemas/AccessTypeRm'
  threeGLoad:
    $ref: 'TS29571_CommonData.yaml#/components/schemas/Uinteger'
  prioAcc:
    $ref: 'TS29571_CommonData.yaml#/components/schemas/AccessType'

TrafficControlData:
type: object
properties:
  tcId:
    type: string
  flowStatus:
    $ref: 'TS29514_Npcf_PolicyAuthorization.yaml#/components/schemas/FlowStatus'
  redirectInfo:
    $ref: 'TS29512_Npcf_SMPolicyControl.yaml#/components/schemas/RedirectInformation'
  addRedirectInfo:
    type: array
    items:
      $ref: 'TS29512_Npcf_SMPolicyControl.yaml#/components/schemas/RedirectInformation'
    minItems: 1
  muteNotif:
    type: boolean
  trafficSteeringPolIdDl:
    type: string
    nullable: true
  trafficSteeringPolIdUl:
    type: string
    nullable: true
  routeToLocs:
    type: array
    items:
      $ref: 'TS29571_CommonData.yaml#/components/schemas/RouteToLocation'
  traffCorreInd:
    type: boolean
  upPathChgEvent:
    $ref: 'TS29512_Npcf_SMPolicyControl.yaml#/components/schemas/UpPathChgEvent'
  steerFun:
    $ref: 'TS29512_Npcf_SMPolicyControl.yaml#/components/schemas/SteeringFunctionality'
  steerModeDl:
    $ref: '#/components/schemas/SteeringMode'
  steerModeUl:
    $ref: '#/components/schemas/SteeringMode'
  mulAccCtrl:
    $ref: 'TS29512_Npcf_SMPolicyControl.yaml#/components/schemas/MulticastAccessControl'

TrafficControlDataList:
type: array
items:
  $ref: '#/components/schemas/TrafficControlData'

PccRule:
type: object
properties:
  pccRuleId:
    type: string
    description: Univocally identifies the PCC rule within a PDU session.
  flowInfoList:
    type: array
    items:
      $ref: 'TS29512_Npcf_SMPolicyControl.yaml#/components/schemas/FlowInformation'
  applicationId:
    type: string
  appDescriptor:
    $ref: 'TS29512_Npcf_SMPolicyControl.yaml#/components/schemas/ApplicationDescriptor'
  contentVersion:
    $ref: 'TS29514_Npcf_PolicyAuthorization.yaml#/components/schemas/ContentVersion'
  precedence:
    $ref: 'TS29571_CommonData.yaml#/components/schemas/Uinteger'
  afSigProtocol:
    $ref: 'TS29512_Npcf_SMPolicyControl.yaml#/components/schemas/AfSigProtocol'
  isAppRelocatable:

```

```

    type: boolean
  isUeAddrPreserved:
    type: boolean
  qosData:
    type: array
    items:
      $ref: '#/components/schemas/QosDataList'
  altQosParams:
    type: array
    items:
      $ref: '#/components/schemas/QosDataList'
  trafficControlData:
    type: array
    items:
      $ref: '#/components/schemas/TrafficControlDataList'
  conditionData:
    $ref: 'TS29512_Npcf_SMPolicyControl.yaml#/components/schemas/ConditionData'
  tscaiInputDl:
    $ref: 'TS29514_Npcf_PolicyAuthorization.yaml#/components/schemas/TscaiInputContainer'
  tscaiInputUl:
    $ref: 'TS29514_Npcf_PolicyAuthorization.yaml#/components/schemas/TscaiInputContainer'

```

#----- Definition of concrete IOCs -----

```

MnS:
  oneOf:
    - type: object
      properties:
        SubNetwork:
          $ref: '#/components/schemas/SubNetwork-Multiple'
    - type: object
      properties:
        ManagedElement:
          $ref: '#/components/schemas/ManagedElement-Multiple'

SubNetwork-Single:
  allOf:
    - $ref: 'TS28623_GenericNrm.yaml#/components/schemas/Top'
    - type: object
      properties:
        attributes:
          allOf:
            - $ref: 'TS28623_GenericNrm.yaml#/components/schemas/SubNetwork-Attr'
    - $ref: 'TS28623_GenericNrm.yaml#/components/schemas/SubNetwork-ncO'
    - type: object
      properties:
        SubNetwork:
          $ref: '#/components/schemas/SubNetwork-Multiple'
        ManagedElement:
          $ref: '#/components/schemas/ManagedElement-Multiple'
        ExternalAmfFunction:
          $ref: '#/components/schemas/ExternalAmfFunction-Multiple'
        ExternalNrfFunction:
          $ref: '#/components/schemas/ExternalNrfFunction-Multiple'
        ExternalNssfFunction:
          $ref: '#/components/schemas/ExternalNssfFunction-Multiple'
        AmfSet:
          $ref: '#/components/schemas/AmfSet-Multiple'
        AmfRegion:
          $ref: '#/components/schemas/AmfRegion-Multiple'
        Configurable5QISet:
          $ref: '#/components/schemas/Configurable5QISet-Multiple'
        Dynamic5QISet:
          $ref: '#/components/schemas/Dynamic5QISet-Multiple'

ManagedElement-Single:
  allOf:
    - $ref: 'TS28623_GenericNrm.yaml#/components/schemas/Top'
    - type: object
      properties:
        attributes:
          allOf:
            - $ref: 'TS28623_GenericNrm.yaml#/components/schemas/ManagedElement-Attr'
    - $ref: 'TS28623_GenericNrm.yaml#/components/schemas/ManagedElement-ncO'
    - type: object
      properties:
        AmfFunction:
          $ref: '#/components/schemas/AmfFunction-Multiple'

```

```

SmfFunction:
  $ref: '#/components/schemas/SmfFunction-Multiple'
UpfFunction:
  $ref: '#/components/schemas/UpfFunction-Multiple'
N3iwfFunction:
  $ref: '#/components/schemas/N3iwfFunction-Multiple'
PcfFunction:
  $ref: '#/components/schemas/PcfFunction-Multiple'
AusfFunction:
  $ref: '#/components/schemas/AusfFunction-Multiple'
UdmFunction:
  $ref: '#/components/schemas/UdmFunction-Multiple'
UdrFunction:
  $ref: '#/components/schemas/UdrFunction-Multiple'
UdsfFunction:
  $ref: '#/components/schemas/UdsfFunction-Multiple'
NrfFunction:
  $ref: '#/components/schemas/NrfFunction-Multiple'
NssfFunction:
  $ref: '#/components/schemas/NssfFunction-Multiple'
SmsfFunction:
  $ref: '#/components/schemas/SmsfFunction-Multiple'
LmfFunction:
  $ref: '#/components/schemas/LmfFunction-Multiple'
NgeirFunction:
  $ref: '#/components/schemas/NgeirFunction-Multiple'
SeppFunction:
  $ref: '#/components/schemas/SeppFunction-Multiple'
NwdafFunction:
  $ref: '#/components/schemas/NwdafFunction-Multiple'
ScpFunction:
  $ref: '#/components/schemas/ScpFunction-Multiple'
NefFunction:
  $ref: '#/components/schemas/NefFunction-Multiple'
Configurable5QISet:
  $ref: '#/components/schemas/Configurable5QISet-Multiple'
Dynamic5QISet:
  $ref: '#/components/schemas/Dynamic5QISet-Multiple'

AmfFunction-Single:
  allOf:
    - $ref: 'TS28623_GenericNrm.yaml#/components/schemas/Top'
    - type: object
      properties:
        attributes:
          allOf:
            - $ref: 'TS28623_GenericNrm.yaml#/components/schemas/ManagedFunction-Attr'
            - type: object
              properties:
                plmnIdList:
                  $ref: 'TS28541_NrNrm.yaml#/components/schemas/PlmnIdList'
                amfIdentifier:
                  $ref: '#/components/schemas/AmfIdentifier'
                sBIFqdn:
                  type: string
                weightFactor:
                  $ref: '#/components/schemas/WeightFactor'
                snssaiList:
                  $ref: '#/components/schemas/SnssaiList'
                amfSetRef:
                  $ref: 'TS28623_ComDefs.yaml#/components/schemas/Dn'
                managedNFProfile:
                  $ref: '#/components/schemas/ManagedNFProfile'
                commModelList:
                  $ref: '#/components/schemas/CommModelList'
    - $ref: 'TS28623_GenericNrm.yaml#/components/schemas/ManagedFunction-ncO'
    - type: object
      properties:
        EP_N2:
          $ref: '#/components/schemas/EP_N2-Multiple'
        EP_N8:
          $ref: '#/components/schemas/EP_N8-Multiple'
        EP_N11:
          $ref: '#/components/schemas/EP_N11-Multiple'
        EP_N12:
          $ref: '#/components/schemas/EP_N12-Multiple'
        EP_N14:
          $ref: '#/components/schemas/EP_N14-Multiple'

```

```
EP_N15:
  $ref: '#/components/schemas/EP_N15-Multiple'
EP_N17:
  $ref: '#/components/schemas/EP_N17-Multiple'
EP_N20:
  $ref: '#/components/schemas/EP_N20-Multiple'
EP_N22:
  $ref: '#/components/schemas/EP_N22-Multiple'
EP_N26:
  $ref: '#/components/schemas/EP_N26-Multiple'
EP_NLS:
  $ref: '#/components/schemas/EP_NLS-Multiple'
EP_NLG:
  $ref: '#/components/schemas/EP_NLG-Multiple'
AmfSet-Single:
  allOf:
    - $ref: 'TS28623_GenericNrm.yaml#/components/schemas/Top'
    - type: object
      properties:
        attributes:
          allOf:
            - $ref: 'TS28623_GenericNrm.yaml#/components/schemas/ManagedFunction-Attr'
            - type: object
              properties:
                plmnIdList:
                  $ref: 'TS28541_NrNrm.yaml#/components/schemas/PlmnIdList'
                nRTACList:
                  $ref: '#/components/schemas/TACList'
                amfSetId:
                  $ref: '#/components/schemas/AmfSetId'
                snssaiList:
                  $ref: '#/components/schemas/SnssaiList'
                amFRegionRef:
                  $ref: 'TS28623_ComDefs.yaml#/components/schemas/Dn'
                amFSetMemberList:
                  $ref: 'TS28623_ComDefs.yaml#/components/schemas/DnList'
AmfRegion-Single:
  allOf:
    - $ref: 'TS28623_GenericNrm.yaml#/components/schemas/Top'
    - type: object
      properties:
        attributes:
          allOf:
            - $ref: 'TS28623_GenericNrm.yaml#/components/schemas/ManagedFunction-Attr'
            - type: object
              properties:
                plmnIdList:
                  $ref: 'TS28541_NrNrm.yaml#/components/schemas/PlmnIdList'
                nRTACList:
                  $ref: '#/components/schemas/TACList'
                amfRegionId:
                  $ref: '#/components/schemas/AmfRegionId'
                snssaiList:
                  $ref: '#/components/schemas/SnssaiList'
                amFSetListRef:
                  $ref: 'TS28623_ComDefs.yaml#/components/schemas/DnList'
SmfFunction-Single:
  allOf:
    - $ref: 'TS28623_GenericNrm.yaml#/components/schemas/Top'
    - type: object
      properties:
        attributes:
          allOf:
            - $ref: 'TS28623_GenericNrm.yaml#/components/schemas/ManagedFunction-Attr'
            - type: object
              properties:
                plmnIdList:
                  $ref: 'TS28541_NrNrm.yaml#/components/schemas/PlmnIdList'
                nRTACList:
                  $ref: '#/components/schemas/TACList'
                sBIFqdn:
                  type: string
                snssaiList:
                  $ref: '#/components/schemas/SnssaiList'
                managedNFProfile:
                  $ref: '#/components/schemas/ManagedNFProfile'
                commModelList:
                  $ref: '#/components/schemas/CommModelList'
```

```

    configurable5QISetRef:
      $ref: 'TS28623_ComDefs.yaml#/components/schemas/Dn'
    dynamic5QISetRef:
      $ref: 'TS28623_ComDefs.yaml#/components/schemas/Dn'
  - $ref: 'TS28623_GenericNrm.yaml#/components/schemas/ManagedFunction-ncO'
  - type: object
    properties:
      EP_N4:
        $ref: '#/components/schemas/EP_N4-Multiple'
      EP_N7:
        $ref: '#/components/schemas/EP_N7-Multiple'
      EP_N10:
        $ref: '#/components/schemas/EP_N10-Multiple'
      EP_N11:
        $ref: '#/components/schemas/EP_N11-Multiple'
      EP_N16:
        $ref: '#/components/schemas/EP_N16-Multiple'
      EP_S5C:
        $ref: '#/components/schemas/EP_S5C-Multiple'
      FiveQIDscpMappingSet:
        $ref: '#/components/schemas/FiveQIDscpMappingSet-Single'
      GtpUPPathQoSMonitoringControl:
        $ref: '#/components/schemas/GtpUPPathQoSMonitoringControl-Single'
      QFQoSMonitoringControl:
        $ref: '#/components/schemas/QFQoSMonitoringControl-Single'
      PredefinedPccRuleSet:
        $ref: '#/components/schemas/PredefinedPccRuleSet-Single'

UpfFunction-Single:
  allOf:
  - $ref: 'TS28623_GenericNrm.yaml#/components/schemas/Top'
  - type: object
    properties:
      attributes:
        allOf:
        - $ref: 'TS28623_GenericNrm.yaml#/components/schemas/ManagedFunction-Attr'
        - type: object
          properties:
            plmnIdList:
              $ref: 'TS28541_NrNrm.yaml#/components/schemas/PlmnIdList'
            nRTACList:
              $ref: '#/components/schemas/TACList'
            snssaiList:
              $ref: '#/components/schemas/SnssaiList'
            managedNFProfile:
              $ref: '#/components/schemas/ManagedNFProfile'
            commModelList:
              $ref: '#/components/schemas/CommModelList'
  - $ref: 'TS28623_GenericNrm.yaml#/components/schemas/ManagedFunction-ncO'
  - type: object
    properties:
      EP_N3:
        $ref: '#/components/schemas/EP_N3-Multiple'
      EP_N4:
        $ref: '#/components/schemas/EP_N4-Multiple'
      EP_N6:
        $ref: '#/components/schemas/EP_N6-Multiple'
      EP_N9:
        $ref: '#/components/schemas/EP_N9-Multiple'
      EP_S5U:
        $ref: '#/components/schemas/EP_S5U-Multiple'

N3iwfFunction-Single:
  allOf:
  - $ref: 'TS28623_GenericNrm.yaml#/components/schemas/Top'
  - type: object
    properties:
      attributes:
        allOf:
        - $ref: 'TS28623_GenericNrm.yaml#/components/schemas/ManagedFunction-Attr'
        - type: object
          properties:
            plmnIdList:
              $ref: 'TS28541_NrNrm.yaml#/components/schemas/PlmnIdList'
            commModelList:
              $ref: '#/components/schemas/CommModelList'
  - $ref: 'TS28623_GenericNrm.yaml#/components/schemas/ManagedFunction-ncO'
  - type: object

```

```

    properties:
      EP_N3:
        $ref: '#/components/schemas/EP_N3-Multiple'
      EP_N4:
        $ref: '#/components/schemas/EP_N4-Multiple'
PcfFunction-Single:
  allOf:
  - $ref: 'TS28623_GenericNrm.yaml#/components/schemas/Top'
  - type: object
    properties:
      attributes:
        allOf:
        - $ref: 'TS28623_GenericNrm.yaml#/components/schemas/ManagedFunction-Attr'
        - type: object
          properties:
            plmnIdList:
              $ref: 'TS28541_NrNrm.yaml#/components/schemas/PlmnIdList'
            sBIFqdn:
              type: string
            snssaiList:
              $ref: '#/components/schemas/SnssaiList'
            managedNFProfile:
              $ref: '#/components/schemas/ManagedNFProfile'
            commModelList:
              $ref: '#/components/schemas/CommModelList'
            configurable5QISetRef:
              $ref: 'TS28623_ComDefs.yaml#/components/schemas/Dn'
            dynamic5QISetRef:
              $ref: 'TS28623_ComDefs.yaml#/components/schemas/Dn'
  - $ref: 'TS28623_GenericNrm.yaml#/components/schemas/ManagedFunction-ncO'
  - type: object
    properties:
      EP_N5:
        $ref: '#/components/schemas/EP_N5-Multiple'
      EP_N7:
        $ref: '#/components/schemas/EP_N7-Multiple'
      EP_N15:
        $ref: '#/components/schemas/EP_N15-Multiple'
      EP_N16:
        $ref: '#/components/schemas/EP_N16-Multiple'
      EP_Rx:
        $ref: '#/components/schemas/EP_Rx-Multiple'
      PredefinedPccRuleSet:
        $ref: '#/components/schemas/PredefinedPccRuleSet-Single'
AusfFunction-Single:
  allOf:
  - $ref: 'TS28623_GenericNrm.yaml#/components/schemas/Top'
  - type: object
    properties:
      attributes:
        allOf:
        - $ref: 'TS28623_GenericNrm.yaml#/components/schemas/ManagedFunction-Attr'
        - type: object
          properties:
            plmnIdList:
              $ref: 'TS28541_NrNrm.yaml#/components/schemas/PlmnIdList'
            sBIFqdn:
              type: string
            snssaiList:
              $ref: '#/components/schemas/SnssaiList'
            managedNFProfile:
              $ref: '#/components/schemas/ManagedNFProfile'
            commModelList:
              $ref: '#/components/schemas/CommModelList'
  - $ref: 'TS28623_GenericNrm.yaml#/components/schemas/ManagedFunction-ncO'
  - type: object
    properties:
      EP_N12:
        $ref: '#/components/schemas/EP_N12-Multiple'
      EP_N13:
        $ref: '#/components/schemas/EP_N13-Multiple'
UdmFunction-Single:
  allOf:
  - $ref: 'TS28623_GenericNrm.yaml#/components/schemas/Top'
  - type: object
    properties:

```



```

    attributes:
      allOf:
        - $ref: 'TS28623_GenericNrm.yaml#/components/schemas/ManagedFunction-Attr'
        - type: object
      properties:
        plmnIdList:
          $ref: 'TS28541_NrNrm.yaml#/components/schemas/PlmnIdList'
        sBIFqdn:
          type: string
        snssaiList:
          $ref: '#/components/schemas/SnssaiList'
        managedNFProfile:
          $ref: '#/components/schemas/ManagedNFProfile'
        commModelList:
          $ref: '#/components/schemas/CommModelList'
  - $ref: 'TS28623_GenericNrm.yaml#/components/schemas/ManagedFunction-ncO'
  - type: object
  properties:
    EP_N8:
      $ref: '#/components/schemas/EP_N8-Multiple'
    EP_N10:
      $ref: '#/components/schemas/EP_N10-Multiple'
    EP_N13:
      $ref: '#/components/schemas/EP_N13-Multiple'
UdrFunction-Single:
  allOf:
    - $ref: 'TS28623_GenericNrm.yaml#/components/schemas/Top'
    - type: object
  properties:
    attributes:
      allOf:
        - $ref: 'TS28623_GenericNrm.yaml#/components/schemas/ManagedFunction-Attr'
        - type: object
      properties:
        plmnIdList:
          $ref: 'TS28541_NrNrm.yaml#/components/schemas/PlmnIdList'
        sBIFqdn:
          type: string
        snssaiList:
          $ref: '#/components/schemas/SnssaiList'
        managedNFProfile:
          $ref: '#/components/schemas/ManagedNFProfile'
UdsfFunction-Single:
  allOf:
    - $ref: 'TS28623_GenericNrm.yaml#/components/schemas/Top'
    - type: object
  properties:
    attributes:
      allOf:
        - $ref: 'TS28623_GenericNrm.yaml#/components/schemas/ManagedFunction-Attr'
        - type: object
      properties:
        plmnIdList:
          $ref: 'TS28541_NrNrm.yaml#/components/schemas/PlmnIdList'
        sBIFqdn:
          type: string
        snssaiList:
          $ref: '#/components/schemas/SnssaiList'
        managedNFProfile:
          $ref: '#/components/schemas/ManagedNFProfile'
NrfFunction-Single:
  allOf:
    - $ref: 'TS28623_GenericNrm.yaml#/components/schemas/Top'
    - type: object
  properties:
    attributes:
      allOf:
        - $ref: 'TS28623_GenericNrm.yaml#/components/schemas/ManagedFunction-Attr'
        - type: object
      properties:
        plmnIdList:
          $ref: 'TS28541_NrNrm.yaml#/components/schemas/PlmnIdList'
        sBIFqdn:
          type: string
        cNSIIdList:
          $ref: '#/components/schemas/CNSIIdList'
        nFProfileList:
          $ref: '#/components/schemas/NFProfileList'

```

```

        snssaiList:
          $ref: '#/components/schemas/SnssaiList'
      - $ref: 'TS28623_GenericNrm.yaml#/components/schemas/ManagedFunction-ncO'
      - type: object
        properties:
          EP_N27:
            $ref: '#/components/schemas/EP_N27-Multiple'
NssfFunction-Single:
  allOf:
    - $ref: 'TS28623_GenericNrm.yaml#/components/schemas/Top'
    - type: object
      properties:
        attributes:
          allOf:
            - $ref: 'TS28623_GenericNrm.yaml#/components/schemas/ManagedFunction-Attr'
            - type: object
              properties:
                plmnIdList:
                  $ref: 'TS28541_NrNrm.yaml#/components/schemas/PlmnIdList'
                sBIFqdn:
                  type: string
                cNSIIdList:
                  $ref: '#/components/schemas/CNSIIdList'
                managedNFProfile:
                  $ref: '#/components/schemas/ManagedNFProfile'
                snssaiList:
                  $ref: '#/components/schemas/SnssaiList'
                commModelList:
                  $ref: '#/components/schemas/CommModelList'
    - $ref: 'TS28623_GenericNrm.yaml#/components/schemas/ManagedFunction-ncO'
    - type: object
      properties:
        EP_N22:
          $ref: '#/components/schemas/EP_N22-Multiple'
        EP_N31:
          $ref: '#/components/schemas/EP_N31-Multiple'
        EP_N34:
          $ref: '#/components/schemas/EP_N34-Multiple'
SmsfFunction-Single:
  allOf:
    - $ref: 'TS28623_GenericNrm.yaml#/components/schemas/Top'
    - type: object
      properties:
        attributes:
          allOf:
            - $ref: 'TS28623_GenericNrm.yaml#/components/schemas/ManagedFunction-Attr'
            - type: object
              properties:
                plmnIdList:
                  $ref: 'TS28541_NrNrm.yaml#/components/schemas/PlmnIdList'
                sBIFqdn:
                  type: string
                managedNFProfile:
                  $ref: '#/components/schemas/ManagedNFProfile'
                commModelList:
                  $ref: '#/components/schemas/CommModelList'
    - $ref: 'TS28623_GenericNrm.yaml#/components/schemas/ManagedFunction-ncO'
    - type: object
      properties:
        EP_N20:
          $ref: '#/components/schemas/EP_N20-Multiple'
        EP_N21:
          $ref: '#/components/schemas/EP_N21-Multiple'
        EP_MAP_SMSC:
          $ref: '#/components/schemas/EP_MAP_SMSC-Multiple'
LmfFunction-Single:
  allOf:
    - $ref: 'TS28623_GenericNrm.yaml#/components/schemas/Top'
    - type: object
      properties:
        attributes:
          allOf:
            - $ref: 'TS28623_GenericNrm.yaml#/components/schemas/ManagedFunction-Attr'
            - type: object
              properties:
                plmnIdList:
                  $ref: 'TS28541_NrNrm.yaml#/components/schemas/PlmnIdList'
                managedNFProfile:

```

```

        $ref: '#/components/schemas/ManagedNFProfile'
      commModelList:
        $ref: '#/components/schemas/CommModelList'
    - $ref: 'TS28623_GenericNrm.yaml#/components/schemas/ManagedFunction-ncO'
    - type: object
      properties:
        EP_NLS:
          $ref: '#/components/schemas/EP_NLS-Multiple'
NgeirFunction-Single:
  allOf:
    - $ref: 'TS28623_GenericNrm.yaml#/components/schemas/Top'
    - type: object
      properties:
        attributes:
          allOf:
            - $ref: 'TS28623_GenericNrm.yaml#/components/schemas/ManagedFunction-Attr'
            - type: object
              properties:
                plmnIdList:
                  $ref: 'TS28541_NrNrm.yaml#/components/schemas/PlmnIdList'
                sBIFqdn:
                  type: string
                snssaiList:
                  $ref: '#/components/schemas/SnssaiList'
                managedNFProfile:
                  $ref: '#/components/schemas/ManagedNFProfile'
                commModelList:
                  $ref: '#/components/schemas/CommModelList'
    - $ref: 'TS28623_GenericNrm.yaml#/components/schemas/ManagedFunction-ncO'
    - type: object
      properties:
        EP_N17:
          $ref: '#/components/schemas/EP_N17-Multiple'
SeppFunction-Single:
  allOf:
    - $ref: 'TS28623_GenericNrm.yaml#/components/schemas/Top'
    - type: object
      properties:
        attributes:
          allOf:
            - $ref: 'TS28623_GenericNrm.yaml#/components/schemas/ManagedFunction-Attr'
            - type: object
              properties:
                plmnId:
                  $ref: 'TS28623_ComDefs.yaml#/components/schemas/PlmnId'
                sEPPType:
                  $ref: '#/components/schemas/SEPPType'
                sEPPId:
                  type: integer
                fqdn:
                  $ref: 'TS28623_ComDefs.yaml#/components/schemas/Fqdn'
    - $ref: 'TS28623_GenericNrm.yaml#/components/schemas/ManagedFunction-ncO'
    - type: object
      properties:
        EP_N32:
          $ref: '#/components/schemas/EP_N32-Multiple'
NwdafFunction-Single:
  allOf:
    - $ref: 'TS28623_GenericNrm.yaml#/components/schemas/Top'
    - type: object
      properties:
        attributes:
          allOf:
            - $ref: 'TS28623_GenericNrm.yaml#/components/schemas/ManagedFunction-Attr'
            - type: object
              properties:
                plmnIdList:
                  $ref: 'TS28541_NrNrm.yaml#/components/schemas/PlmnIdList'
                sBIFqdn:
                  type: string
                snssaiList:
                  $ref: '#/components/schemas/SnssaiList'
                managedNFProfile:
                  $ref: '#/components/schemas/ManagedNFProfile'
                commModelList:
                  $ref: '#/components/schemas/CommModelList'
    - $ref: 'TS28623_GenericNrm.yaml#/components/schemas/ManagedFunction-ncO'
    - type: object

```

```

    properties:
      EP_N34:
        $ref: '#/components/schemas/EP_N34-Multiple'
ScpFunction-Single:
  allOf:
  - $ref: 'TS28623_GenericNrm.yaml#/components/schemas/Top'
  - type: object
    properties:
      attributes:
        allOf:
        - $ref: 'TS28623_GenericNrm.yaml#/components/schemas/ManagedFunction-Attr'
        - type: object
          properties:
            supportedFuncList:
              $ref: '#/components/schemas/SupportedFuncList'
            address:
              $ref: 'TS28623_ComDefs.yaml#/components/schemas/HostAddr'
  - $ref: 'TS28623_GenericNrm.yaml#/components/schemas/ManagedFunction-ncO'
NefFunction-Single:
  allOf:
  - $ref: 'TS28623_GenericNrm.yaml#/components/schemas/Top'
  - type: object
    properties:
      attributes:
        allOf:
        - $ref: 'TS28623_GenericNrm.yaml#/components/schemas/ManagedFunction-Attr'
        - type: object
          properties:
            sBIFqdn:
              type: string
            snssaiList:
              $ref: '#/components/schemas/SnssaiList'
            managedNFProfile:
              $ref: '#/components/schemas/ManagedNFProfile'
            capabilityList:
              $ref: '#/components/schemas/CapabilityList'
            isCAPFISup:
              type: boolean
  - $ref: 'TS28623_GenericNrm.yaml#/components/schemas/ManagedFunction-ncO'
ExternalAmfFunction-Single:
  allOf:
  - $ref: 'TS28623_GenericNrm.yaml#/components/schemas/Top'
  - type: object
    properties:
      attributes:
        allOf:
        - $ref: 'TS28623_GenericNrm.yaml#/components/schemas/ManagedFunction-Attr'
        - type: object
          properties:
            plmnIdList:
              $ref: 'TS28541_NrNrm.yaml#/components/schemas/PlmnIdList'
            amfIdentifier:
              $ref: '#/components/schemas/AmfIdentifier'
ExternalNrfFunction-Single:
  allOf:
  - $ref: 'TS28623_GenericNrm.yaml#/components/schemas/Top'
  - type: object
    properties:
      attributes:
        allOf:
        - $ref: 'TS28623_GenericNrm.yaml#/components/schemas/ManagedFunction-Attr'
        - type: object
          properties:
            plmnIdList:
              $ref: 'TS28541_NrNrm.yaml#/components/schemas/PlmnIdList'
ExternalNssfFunction-Single:
  allOf:
  - $ref: 'TS28623_GenericNrm.yaml#/components/schemas/Top'
  - type: object
    properties:
      attributes:
        allOf:
        - $ref: 'TS28623_GenericNrm.yaml#/components/schemas/ManagedFunction-Attr'
        - type: object
          properties:
            plmnIdList:
              $ref: 'TS28541_NrNrm.yaml#/components/schemas/PlmnIdList'

```

```
ExternalSeppFunction-Single:
  allOf:
    - $ref: 'TS28623_GenericNrm.yaml#/components/schemas/Top'
    - type: object
      properties:
        attributes:
          allOf:
            - $ref: 'TS28623_GenericNrm.yaml#/components/schemas/ManagedFunction-Attr'
            - type: object
              properties:
                plmnId:
                  $ref: 'TS28623_ComDefs.yaml#/components/schemas/PlmnId'
                sEPPID:
                  type: integer
                fqdn:
                  $ref: 'TS28623_ComDefs.yaml#/components/schemas/Fqdn'

EP_N2-Single:
  allOf:
    - $ref: 'TS28623_GenericNrm.yaml#/components/schemas/Top'
    - type: object
      properties:
        attributes:
          allOf:
            - $ref: 'TS28623_GenericNrm.yaml#/components/schemas/EP_RP-Attr'
            - type: object
              properties:
                localAddress:
                  $ref: 'TS28541_NrNrm.yaml#/components/schemas/LocalAddress'
                remoteAddress:
                  $ref: 'TS28541_NrNrm.yaml#/components/schemas/RemoteAddress'

EP_N3-Single:
  allOf:
    - $ref: 'TS28623_GenericNrm.yaml#/components/schemas/Top'
    - type: object
      properties:
        attributes:
          allOf:
            - $ref: 'TS28623_GenericNrm.yaml#/components/schemas/EP_RP-Attr'
            - type: object
              properties:
                localAddress:
                  $ref: 'TS28541_NrNrm.yaml#/components/schemas/LocalAddress'
                remoteAddress:
                  $ref: 'TS28541_NrNrm.yaml#/components/schemas/RemoteAddress'
                epTransportRefs:
                  $ref: 'TS28623_ComDefs.yaml#/components/schemas/DnList'

EP_N4-Single:
  allOf:
    - $ref: 'TS28623_GenericNrm.yaml#/components/schemas/Top'
    - type: object
      properties:
        attributes:
          allOf:
            - $ref: 'TS28623_GenericNrm.yaml#/components/schemas/EP_RP-Attr'
            - type: object
              properties:
                localAddress:
                  $ref: 'TS28541_NrNrm.yaml#/components/schemas/LocalAddress'
                remoteAddress:
                  $ref: 'TS28541_NrNrm.yaml#/components/schemas/RemoteAddress'

EP_N5-Single:
  allOf:
    - $ref: 'TS28623_GenericNrm.yaml#/components/schemas/Top'
    - type: object
      properties:
        attributes:
          allOf:
            - $ref: 'TS28623_GenericNrm.yaml#/components/schemas/EP_RP-Attr'
            - type: object
              properties:
                localAddress:
                  $ref: 'TS28541_NrNrm.yaml#/components/schemas/LocalAddress'
                remoteAddress:
                  $ref: 'TS28541_NrNrm.yaml#/components/schemas/RemoteAddress'

EP_N6-Single:
  allOf:
```

```
- $ref: 'TS28623_GenericNrm.yaml#/components/schemas/Top'
- type: object
  properties:
    attributes:
      allOf:
        - $ref: 'TS28623_GenericNrm.yaml#/components/schemas/EP_RP-Attr'
        - type: object
          properties:
            localAddress:
              $ref: 'TS28541_NrNrm.yaml#/components/schemas/LocalAddress'
            remoteAddress:
              $ref: 'TS28541_NrNrm.yaml#/components/schemas/RemoteAddress'
EP_N7-Single:
  allOf:
    - $ref: 'TS28623_GenericNrm.yaml#/components/schemas/Top'
    - type: object
      properties:
        attributes:
          allOf:
            - $ref: 'TS28623_GenericNrm.yaml#/components/schemas/EP_RP-Attr'
            - type: object
              properties:
                localAddress:
                  $ref: 'TS28541_NrNrm.yaml#/components/schemas/LocalAddress'
                remoteAddress:
                  $ref: 'TS28541_NrNrm.yaml#/components/schemas/RemoteAddress'
EP_N8-Single:
  allOf:
    - $ref: 'TS28623_GenericNrm.yaml#/components/schemas/Top'
    - type: object
      properties:
        attributes:
          allOf:
            - $ref: 'TS28623_GenericNrm.yaml#/components/schemas/EP_RP-Attr'
            - type: object
              properties:
                localAddress:
                  $ref: 'TS28541_NrNrm.yaml#/components/schemas/LocalAddress'
                remoteAddress:
                  $ref: 'TS28541_NrNrm.yaml#/components/schemas/RemoteAddress'
EP_N9-Single:
  allOf:
    - $ref: 'TS28623_GenericNrm.yaml#/components/schemas/Top'
    - type: object
      properties:
        attributes:
          allOf:
            - $ref: 'TS28623_GenericNrm.yaml#/components/schemas/EP_RP-Attr'
            - type: object
              properties:
                localAddress:
                  $ref: 'TS28541_NrNrm.yaml#/components/schemas/LocalAddress'
                remoteAddress:
                  $ref: 'TS28541_NrNrm.yaml#/components/schemas/RemoteAddress'
EP_N10-Single:
  allOf:
    - $ref: 'TS28623_GenericNrm.yaml#/components/schemas/Top'
    - type: object
      properties:
        attributes:
          allOf:
            - $ref: 'TS28623_GenericNrm.yaml#/components/schemas/EP_RP-Attr'
            - type: object
              properties:
                localAddress:
                  $ref: 'TS28541_NrNrm.yaml#/components/schemas/LocalAddress'
                remoteAddress:
                  $ref: 'TS28541_NrNrm.yaml#/components/schemas/RemoteAddress'
EP_N11-Single:
  allOf:
    - $ref: 'TS28623_GenericNrm.yaml#/components/schemas/Top'
    - type: object
      properties:
        attributes:
          allOf:
            - $ref: 'TS28623_GenericNrm.yaml#/components/schemas/EP_RP-Attr'
            - type: object
              properties:
```

```
        localAddress:
          $ref: 'TS28541_NrNrm.yaml#/components/schemas/LocalAddress'
        remoteAddress:
          $ref: 'TS28541_NrNrm.yaml#/components/schemas/RemoteAddress'
EP_N12-Single:
  allOf:
    - $ref: 'TS28623_GenericNrm.yaml#/components/schemas/Top'
    - type: object
      properties:
        attributes:
          allOf:
            - $ref: 'TS28623_GenericNrm.yaml#/components/schemas/EP_RP-Attr'
            - type: object
              properties:
                localAddress:
                  $ref: 'TS28541_NrNrm.yaml#/components/schemas/LocalAddress'
                remoteAddress:
                  $ref: 'TS28541_NrNrm.yaml#/components/schemas/RemoteAddress'
EP_N13-Single:
  allOf:
    - $ref: 'TS28623_GenericNrm.yaml#/components/schemas/Top'
    - type: object
      properties:
        attributes:
          allOf:
            - $ref: 'TS28623_GenericNrm.yaml#/components/schemas/EP_RP-Attr'
            - type: object
              properties:
                localAddress:
                  $ref: 'TS28541_NrNrm.yaml#/components/schemas/LocalAddress'
                remoteAddress:
                  $ref: 'TS28541_NrNrm.yaml#/components/schemas/RemoteAddress'
EP_N14-Single:
  allOf:
    - $ref: 'TS28623_GenericNrm.yaml#/components/schemas/Top'
    - type: object
      properties:
        attributes:
          allOf:
            - $ref: 'TS28623_GenericNrm.yaml#/components/schemas/EP_RP-Attr'
            - type: object
              properties:
                localAddress:
                  $ref: 'TS28541_NrNrm.yaml#/components/schemas/LocalAddress'
                remoteAddress:
                  $ref: 'TS28541_NrNrm.yaml#/components/schemas/RemoteAddress'
EP_N15-Single:
  allOf:
    - $ref: 'TS28623_GenericNrm.yaml#/components/schemas/Top'
    - type: object
      properties:
        attributes:
          allOf:
            - $ref: 'TS28623_GenericNrm.yaml#/components/schemas/EP_RP-Attr'
            - type: object
              properties:
                localAddress:
                  $ref: 'TS28541_NrNrm.yaml#/components/schemas/LocalAddress'
                remoteAddress:
                  $ref: 'TS28541_NrNrm.yaml#/components/schemas/RemoteAddress'
EP_N16-Single:
  allOf:
    - $ref: 'TS28623_GenericNrm.yaml#/components/schemas/Top'
    - type: object
      properties:
        attributes:
          allOf:
            - $ref: 'TS28623_GenericNrm.yaml#/components/schemas/EP_RP-Attr'
            - type: object
              properties:
                localAddress:
                  $ref: 'TS28541_NrNrm.yaml#/components/schemas/LocalAddress'
                remoteAddress:
                  $ref: 'TS28541_NrNrm.yaml#/components/schemas/RemoteAddress'
EP_N17-Single:
  allOf:
    - $ref: 'TS28623_GenericNrm.yaml#/components/schemas/Top'
    - type: object
```

```
properties:
  attributes:
    allOf:
      - $ref: 'TS28623_GenericNrm.yaml#/components/schemas/EP_RP-Attr'
      - type: object
        properties:
          localAddress:
            $ref: 'TS28541_NrNrm.yaml#/components/schemas/LocalAddress'
          remoteAddress:
            $ref: 'TS28541_NrNrm.yaml#/components/schemas/RemoteAddress'

EP_N20-Single:
  allOf:
    - $ref: 'TS28623_GenericNrm.yaml#/components/schemas/Top'
    - type: object
      properties:
        attributes:
          allOf:
            - $ref: 'TS28623_GenericNrm.yaml#/components/schemas/EP_RP-Attr'
            - type: object
              properties:
                localAddress:
                  $ref: 'TS28541_NrNrm.yaml#/components/schemas/LocalAddress'
                remoteAddress:
                  $ref: 'TS28541_NrNrm.yaml#/components/schemas/RemoteAddress'

EP_N21-Single:
  allOf:
    - $ref: 'TS28623_GenericNrm.yaml#/components/schemas/Top'
    - type: object
      properties:
        attributes:
          allOf:
            - $ref: 'TS28623_GenericNrm.yaml#/components/schemas/EP_RP-Attr'
            - type: object
              properties:
                localAddress:
                  $ref: 'TS28541_NrNrm.yaml#/components/schemas/LocalAddress'
                remoteAddress:
                  $ref: 'TS28541_NrNrm.yaml#/components/schemas/RemoteAddress'

EP_N22-Single:
  allOf:
    - $ref: 'TS28623_GenericNrm.yaml#/components/schemas/Top'
    - type: object
      properties:
        attributes:
          allOf:
            - $ref: 'TS28623_GenericNrm.yaml#/components/schemas/EP_RP-Attr'
            - type: object
              properties:
                localAddress:
                  $ref: 'TS28541_NrNrm.yaml#/components/schemas/LocalAddress'
                remoteAddress:
                  $ref: 'TS28541_NrNrm.yaml#/components/schemas/RemoteAddress'

EP_N26-Single:
  allOf:
    - $ref: 'TS28623_GenericNrm.yaml#/components/schemas/Top'
    - type: object
      properties:
        attributes:
          allOf:
            - $ref: 'TS28623_GenericNrm.yaml#/components/schemas/EP_RP-Attr'
            - type: object
              properties:
                localAddress:
                  $ref: 'TS28541_NrNrm.yaml#/components/schemas/LocalAddress'
                remoteAddress:
                  $ref: 'TS28541_NrNrm.yaml#/components/schemas/RemoteAddress'

EP_N27-Single:
  allOf:
    - $ref: 'TS28623_GenericNrm.yaml#/components/schemas/Top'
    - type: object
      properties:
        attributes:
          allOf:
            - $ref: 'TS28623_GenericNrm.yaml#/components/schemas/EP_RP-Attr'
            - type: object
```



```

    properties:
      localAddress:
        $ref: 'TS28541_NrNrm.yaml#/components/schemas/LocalAddress'
      remoteAddress:
        $ref: 'TS28541_NrNrm.yaml#/components/schemas/RemoteAddress'

EP_N31-Single:
  allOf:
    - $ref: 'TS28623_GenericNrm.yaml#/components/schemas/Top'
    - type: object
      properties:
        attributes:
          allOf:
            - $ref: 'TS28623_GenericNrm.yaml#/components/schemas/EP_RP-Attr'
            - type: object
              properties:
                localAddress:
                  $ref: 'TS28541_NrNrm.yaml#/components/schemas/LocalAddress'
                remoteAddress:
                  $ref: 'TS28541_NrNrm.yaml#/components/schemas/RemoteAddress'

EP_N32-Single:
  allOf:
    - $ref: 'TS28623_GenericNrm.yaml#/components/schemas/Top'
    - type: object
      properties:
        attributes:
          allOf:
            - $ref: 'TS28623_GenericNrm.yaml#/components/schemas/EP_RP-Attr'
            - type: object
              properties:
                remotePlmnId:
                  $ref: 'TS28623_ComDefs.yaml#/components/schemas/PlmnId'
                remoteSeppAddress:
                  $ref: 'TS28623_ComDefs.yaml#/components/schemas/HostAddr'
                remoteSeppId:
                  type: integer
                n32cParas:
                  type: string
                n32fPolicy:
                  type: string
                withIPX:
                  type: boolean

EP_N34-Single:
  allOf:
    - $ref: 'TS28623_GenericNrm.yaml#/components/schemas/Top'
    - type: object
      properties:
        attributes:
          allOf:
            - $ref: 'TS28623_GenericNrm.yaml#/components/schemas/EP_RP-Attr'
            - type: object
              properties:
                localAddress:
                  $ref: 'TS28541_NrNrm.yaml#/components/schemas/LocalAddress'
                remoteAddress:
                  $ref: 'TS28541_NrNrm.yaml#/components/schemas/RemoteAddress'

EP_S5C-Single:
  allOf:
    - $ref: 'TS28623_GenericNrm.yaml#/components/schemas/Top'
    - type: object
      properties:
        attributes:
          allOf:
            - $ref: 'TS28623_GenericNrm.yaml#/components/schemas/EP_RP-Attr'
            - type: object
              properties:
                localAddress:
                  $ref: 'TS28541_NrNrm.yaml#/components/schemas/LocalAddress'
                remoteAddress:
                  $ref: 'TS28541_NrNrm.yaml#/components/schemas/RemoteAddress'

EP_S5U-Single:
  allOf:
    - $ref: 'TS28623_GenericNrm.yaml#/components/schemas/Top'
    - type: object
      properties:
        attributes:
          allOf:

```

```
- $ref: 'TS28623_GenericNrm.yaml#/components/schemas/EP_RP-Attr'
- type: object
  properties:
    localAddress:
      $ref: 'TS28541_NrNrm.yaml#/components/schemas/LocalAddress'
    remoteAddress:
      $ref: 'TS28541_NrNrm.yaml#/components/schemas/RemoteAddress'
EP_Rx-Single:
  allOf:
  - $ref: 'TS28623_GenericNrm.yaml#/components/schemas/Top'
  - type: object
    properties:
      attributes:
        allOf:
        - $ref: 'TS28623_GenericNrm.yaml#/components/schemas/EP_RP-Attr'
        - type: object
          properties:
            localAddress:
              $ref: 'TS28541_NrNrm.yaml#/components/schemas/LocalAddress'
            remoteAddress:
              $ref: 'TS28541_NrNrm.yaml#/components/schemas/RemoteAddress'
EP_MAP_SMSC-Single:
  allOf:
  - $ref: 'TS28623_GenericNrm.yaml#/components/schemas/Top'
  - type: object
    properties:
      attributes:
        allOf:
        - $ref: 'TS28623_GenericNrm.yaml#/components/schemas/EP_RP-Attr'
        - type: object
          properties:
            localAddress:
              $ref: 'TS28541_NrNrm.yaml#/components/schemas/LocalAddress'
            remoteAddress:
              $ref: 'TS28541_NrNrm.yaml#/components/schemas/RemoteAddress'
EP_NLS-Single:
  allOf:
  - $ref: 'TS28623_GenericNrm.yaml#/components/schemas/Top'
  - type: object
    properties:
      attributes:
        allOf:
        - $ref: 'TS28623_GenericNrm.yaml#/components/schemas/EP_RP-Attr'
        - type: object
          properties:
            localAddress:
              $ref: 'TS28541_NrNrm.yaml#/components/schemas/LocalAddress'
            remoteAddress:
              $ref: 'TS28541_NrNrm.yaml#/components/schemas/RemoteAddress'
EP_NLG-Single:
  allOf:
  - $ref: 'TS28623_GenericNrm.yaml#/components/schemas/Top'
  - type: object
    properties:
      attributes:
        allOf:
        - $ref: 'TS28623_GenericNrm.yaml#/components/schemas/EP_RP-Attr'
        - type: object
          properties:
            localAddress:
              $ref: 'TS28541_NrNrm.yaml#/components/schemas/LocalAddress'
            remoteAddress:
              $ref: 'TS28541_NrNrm.yaml#/components/schemas/RemoteAddress'
FiveQiDscpMappingSet-Single:
  allOf:
  - $ref: 'TS28623_GenericNrm.yaml#/components/schemas/Top'
  - type: object
    properties:
      attributes:
        allOf:
        - type: object
          properties:
            FiveQiDscpMappingList:
              type: array
              items:
                $ref: '#/components/schemas/FiveQiDscpMapping'
```

```
Configurable5QISet-Single:
  allOf:
    - $ref: 'TS28623_GenericNrm.yaml#/components/schemas/Top'
    - type: object
      properties:
        attributes:
          allOf:
            - type: object
              properties:
                configurable5QIs:
                  type: array
                  items:
                    $ref: '#/components/schemas/FiveQICharacteristics'

Dynamic5QISet-Single:
  allOf:
    - $ref: 'TS28623_GenericNrm.yaml#/components/schemas/Top'
    - type: object
      properties:
        attributes:
          allOf:
            - type: object
              properties:
                dynamic5QIs:
                  type: array
                  items:
                    $ref: '#/components/schemas/FiveQICharacteristics'

GtpUPPathQoSMonitoringControl-Single:
  allOf:
    - $ref: 'TS28623_GenericNrm.yaml#/components/schemas/Top'
    - type: object
      properties:
        attributes:
          allOf:
            - type: object
              properties:
                gtpUPPathQoSMonitoringState:
                  type: string
                  enum:
                    - ENABLED
                    - DISABLED
                gtpUPPathMonitoredSNSSAIs:
                  type: array
                  items:
                    $ref: 'TS28541_NrNrm.yaml#/components/schemas/Snssai'
                monitoredDSCPs:
                  type: array
                  items:
                    type: integer
                    minimum: 0
                    maximum: 255
                isEventTriggeredGtpUPPathMonitoringSupported:
                  type: boolean
                isPeriodicGtpUMonitoringSupported:
                  type: boolean
                isImmediateGtpUMonitoringSupported:
                  type: boolean
                gtpUPPathDelayThresholds:
                  $ref: '#/components/schemas/GtpUPPathDelayThresholdsType'
                gtpUPPathMinimumWaitTime:
                  type: integer
                gtpUPPathMeasurementPeriod:
                  type: integer

QFQoSMonitoringControl-Single:
  allOf:
    - $ref: 'TS28623_GenericNrm.yaml#/components/schemas/Top'
    - type: object
      properties:
        attributes:
          allOf:
            - type: object
              properties:
                qFQoSMonitoringState:
                  type: string
                  enum:
                    - ENABLED
```

```

    - DISABLED
  qFMonitoredSNSSAIs:
    type: array
    items:
      $ref: 'TS28541_NrNrm.yaml#/components/schemas/Snssai'
  qFMonitored5QIs:
    type: array
    items:
      type: integer
      minimum: 0
      maximum: 255
  isEventTriggeredQFMonitoringSupported:
    type: boolean
  isPeriodicQFMonitoringSupported:
    type: boolean
  isSessionReleasedQFMonitoringSupported:
    type: boolean
  qFPacketDelayThresholds:
    $ref: '#/components/schemas/QFPacketDelayThresholdsType'
  qFMinimumWaitTime:
    type: integer
  qFMeasurementPeriod:
    type: integer

```

PredefinedPccRuleSet-Single:

```

  allOf:
    - $ref: 'TS28623_GenericNrm.yaml#/components/schemas/Top'
    - type: object
      properties:
        attributes:
          allOf:
            - type: object
              properties:
                predefinedPccRules:
                  type: array
                  items:
                    $ref: '#/components/schemas/PccRule'

```

#----- Definition of JSON arrays for name-contained IOCs -----

```

SubNetwork-Multiple:
  type: array
  items:
    $ref: '#/components/schemas/SubNetwork-Single'
ManagedElement-Multiple:
  type: array
  items:
    $ref: '#/components/schemas/ManagedElement-Single'
AmfFunction-Multiple:
  type: array
  items:
    $ref: '#/components/schemas/AmfFunction-Single'
SmfFunction-Multiple:
  type: array
  items:
    $ref: '#/components/schemas/SmfFunction-Single'
UpfFunction-Multiple:
  type: array
  items:
    $ref: '#/components/schemas/UpfFunction-Single'
N3iwfFunction-Multiple:
  type: array
  items:
    $ref: '#/components/schemas/N3iwfFunction-Single'
PcfFunction-Multiple:
  type: array
  items:
    $ref: '#/components/schemas/PcfFunction-Single'
AusfFunction-Multiple:
  type: array
  items:
    $ref: '#/components/schemas/AusfFunction-Single'
UdmFunction-Multiple:
  type: array
  items:
    $ref: '#/components/schemas/UdmFunction-Single'
UdrFunction-Multiple:
  type: array

```

```
    items:
      $ref: '#/components/schemas/UdrFunction-Single'
UdsfFunction-Multiple:
  type: array
  items:
    $ref: '#/components/schemas/UdsfFunction-Single'
NrfFunction-Multiple:
  type: array
  items:
    $ref: '#/components/schemas/NrfFunction-Single'
NssfFunction-Multiple:
  type: array
  items:
    $ref: '#/components/schemas/NssfFunction-Single'
SmsfFunction-Multiple:
  type: array
  items:
    $ref: '#/components/schemas/SmsfFunction-Single'
LmfFunction-Multiple:
  type: array
  items:
    $ref: '#/components/schemas/LmfFunction-Single'
NgeirFunction-Multiple:
  type: array
  items:
    $ref: '#/components/schemas/NgeirFunction-Single'
SeppFunction-Multiple:
  type: array
  items:
    $ref: '#/components/schemas/SeppFunction-Single'
NwdafFunction-Multiple:
  type: array
  items:
    $ref: '#/components/schemas/NwdafFunction-Single'
ScpFunction-Multiple:
  type: array
  items:
    $ref: '#/components/schemas/ScpFunction-Single'
NefFunction-Multiple:
  type: array
  items:
    $ref: '#/components/schemas/NefFunction-Single'

ExternalAmfFunction-Multiple:
  type: array
  items:
    $ref: '#/components/schemas/ExternalAmfFunction-Single'
ExternalNrfFunction-Multiple:
  type: array
  items:
    $ref: '#/components/schemas/ExternalNrfFunction-Single'
ExternalNssfFunction-Multiple:
  type: array
  items:
    $ref: '#/components/schemas/ExternalNssfFunction-Single'
ExternalSeppFunction-Multiple:
  type: array
  items:
    $ref: '#/components/schemas/ExternalSeppFunction-Single'

AmfSet-Multiple:
  type: array
  items:
    $ref: '#/components/schemas/AmfSet-Single'
AmfRegion-Multiple:
  type: array
  items:
    $ref: '#/components/schemas/AmfRegion-Single'

EP_N2-Multiple:
  type: array
  items:
    $ref: '#/components/schemas/EP_N2-Single'
EP_N3-Multiple:
  type: array
  items:
    $ref: '#/components/schemas/EP_N3-Single'
EP_N4-Multiple:
```

```
    type: array
    items:
      $ref: '#/components/schemas/EP_N4-Single'
  EP_N5-Multiple:
    type: array
    items:
      $ref: '#/components/schemas/EP_N5-Single'
  EP_N6-Multiple:
    type: array
    items:
      $ref: '#/components/schemas/EP_N6-Single'
  EP_N7-Multiple:
    type: array
    items:
      $ref: '#/components/schemas/EP_N7-Single'
  EP_N8-Multiple:
    type: array
    items:
      $ref: '#/components/schemas/EP_N8-Single'
  EP_N9-Multiple:
    type: array
    items:
      $ref: '#/components/schemas/EP_N9-Single'
  EP_N10-Multiple:
    type: array
    items:
      $ref: '#/components/schemas/EP_N10-Single'
  EP_N11-Multiple:
    type: array
    items:
      $ref: '#/components/schemas/EP_N11-Single'
  EP_N12-Multiple:
    type: array
    items:
      $ref: '#/components/schemas/EP_N12-Single'
  EP_N13-Multiple:
    type: array
    items:
      $ref: '#/components/schemas/EP_N13-Single'
  EP_N14-Multiple:
    type: array
    items:
      $ref: '#/components/schemas/EP_N14-Single'
  EP_N15-Multiple:
    type: array
    items:
      $ref: '#/components/schemas/EP_N15-Single'
  EP_N16-Multiple:
    type: array
    items:
      $ref: '#/components/schemas/EP_N16-Single'
  EP_N17-Multiple:
    type: array
    items:
      $ref: '#/components/schemas/EP_N17-Single'

  EP_N20-Multiple:
    type: array
    items:
      $ref: '#/components/schemas/EP_N20-Single'
  EP_N21-Multiple:
    type: array
    items:
      $ref: '#/components/schemas/EP_N21-Single'
  EP_N22-Multiple:
    type: array
    items:
      $ref: '#/components/schemas/EP_N22-Single'

  EP_N26-Multiple:
    type: array
    items:
      $ref: '#/components/schemas/EP_N26-Single'
  EP_N27-Multiple:
    type: array
    items:
      $ref: '#/components/schemas/EP_N27-Single'
```

```

EP_N31-Multiple:
  type: array
  items:
    $ref: '#/components/schemas/EP_N31-Single'
EP_N32-Multiple:
  type: array
  items:
    $ref: '#/components/schemas/EP_N32-Single'
EP_N34-Multiple:
  type: array
  items:
    $ref: '#/components/schemas/EP_N34-Single'
EP_S5C-Multiple:
  type: array
  items:
    $ref: '#/components/schemas/EP_S5C-Single'
EP_S5U-Multiple:
  type: array
  items:
    $ref: '#/components/schemas/EP_S5U-Single'
EP_Rx-Multiple:
  type: array
  items:
    $ref: '#/components/schemas/EP_Rx-Single'
EP_MAP_SMSC-Multiple:
  type: array
  items:
    $ref: '#/components/schemas/EP_MAP_SMSC-Single'
EP_NLS-Multiple:
  type: array
  items:
    $ref: '#/components/schemas/EP_NLS-Single'
EP_NLG-Multiple:
  type: array
  items:
    $ref: '#/components/schemas/EP_NLG-Single'
Configurable5QISet-Multiple:
  type: array
  items:
    $ref: '#/components/schemas/Configurable5QISet-Single'
Dynamic5QISet-Multiple:
  type: array
  items:
    $ref: '#/components/schemas/Dynamic5QISet-Single'

```

#----- Definitions in TS 28.541 for TS 28.532 -----

```

resources-5gcNrm:
  oneOf:
    - $ref: '#/components/schemas/MnS'

    - $ref: '#/components/schemas/SubNetwork-Single'
    - $ref: '#/components/schemas/ManagedElement-Single'
    - $ref: '#/components/schemas/AmfFunction-Single'
    - $ref: '#/components/schemas/SmfFunction-Single'
    - $ref: '#/components/schemas/UpfFunction-Single'
    - $ref: '#/components/schemas/N3iwfFunction-Single'
    - $ref: '#/components/schemas/PcfFunction-Single'
    - $ref: '#/components/schemas/AusfFunction-Single'
    - $ref: '#/components/schemas/UdmFunction-Single'
    - $ref: '#/components/schemas/UdrFunction-Single'
    - $ref: '#/components/schemas/UdsfFunction-Single'
    - $ref: '#/components/schemas/NrfFunction-Single'
    - $ref: '#/components/schemas/NssfFunction-Single'
    - $ref: '#/components/schemas/SmsfFunction-Single'
    - $ref: '#/components/schemas/LmfFunction-Single'
    - $ref: '#/components/schemas/NgeirFunction-Single'
    - $ref: '#/components/schemas/SeppFunction-Single'
    - $ref: '#/components/schemas/NwdafFunction-Single'
    - $ref: '#/components/schemas/ScpFunction-Single'
    - $ref: '#/components/schemas/NefFunction-Single'

    - $ref: '#/components/schemas/ExternalAmfFunction-Single'
    - $ref: '#/components/schemas/ExternalNrfFunction-Single'
    - $ref: '#/components/schemas/ExternalNssfFunction-Single'
    - $ref: '#/components/schemas/ExternalSeppFunction-Single'

```

- \$ref: '#/components/schemas/AmfSet-Single'
- \$ref: '#/components/schemas/AmfRegion-Single'
- \$ref: '#/components/schemas/QFQoSMonitoringControl-Single'
- \$ref: '#/components/schemas/GtpUPathQoSMonitoringControl-Single'
  
- \$ref: '#/components/schemas/EP\_N2-Single'
- \$ref: '#/components/schemas/EP\_N3-Single'
- \$ref: '#/components/schemas/EP\_N4-Single'
- \$ref: '#/components/schemas/EP\_N5-Single'
- \$ref: '#/components/schemas/EP\_N6-Single'
- \$ref: '#/components/schemas/EP\_N7-Single'
- \$ref: '#/components/schemas/EP\_N8-Single'
- \$ref: '#/components/schemas/EP\_N9-Single'
- \$ref: '#/components/schemas/EP\_N10-Single'
- \$ref: '#/components/schemas/EP\_N11-Single'
- \$ref: '#/components/schemas/EP\_N12-Single'
- \$ref: '#/components/schemas/EP\_N13-Single'
- \$ref: '#/components/schemas/EP\_N14-Single'
- \$ref: '#/components/schemas/EP\_N15-Single'
- \$ref: '#/components/schemas/EP\_N16-Single'
- \$ref: '#/components/schemas/EP\_N17-Single'
  
- \$ref: '#/components/schemas/EP\_N20-Single'
- \$ref: '#/components/schemas/EP\_N21-Single'
- \$ref: '#/components/schemas/EP\_N22-Single'
  
- \$ref: '#/components/schemas/EP\_N26-Single'
- \$ref: '#/components/schemas/EP\_N27-Single'
  
- \$ref: '#/components/schemas/EP\_N31-Single'
- \$ref: '#/components/schemas/EP\_N32-Single'
- \$ref: '#/components/schemas/EP\_N34-Single'
  
- \$ref: '#/components/schemas/EP\_S5C-Single'
- \$ref: '#/components/schemas/EP\_S5U-Single'
- \$ref: '#/components/schemas/EP\_Rx-Single'
- \$ref: '#/components/schemas/EP\_MAP\_SMSC-Single'
- \$ref: '#/components/schemas/EP\_NLS-Single'
- \$ref: '#/components/schemas/EP\_NLG-Single'
- \$ref: '#/components/schemas/Configurable5QISet-Single'
- \$ref: '#/components/schemas/FiveQIDscpMappingSet-Single'
- \$ref: '#/components/schemas/PredefinedPccRuleSet-Single'
- \$ref: '#/components/schemas/Dynamic5QISet-Single'



---

# Annex H (normative): YANG definitions for 5GC

## H.1 General

This annex contains the YANG definitions for the 5GC NRM, in accordance with 5GC information model definitions specified in clause 4.

---

## H.2 Void

---

## H.3 Void

---

## H.4 Void

---

## H.5 Modules

### H.5.1 module `_3gpp-5g-common-yang-types.yang`

```
<CODE BEGINS>
module _3gpp-5g-common-yang-types {
  yang-version 1.1;
  namespace "urn:3gpp:sa5:_3gpp-5g-common-yang-types";
  prefix "type5g3gpp";

  import _3gpp-common-yang-types { prefix types3gpp; }

  organization "3GPP SA5";
  contact "https://www.3gpp.org/DynaReport/TSG-WG--S5--officials.htm?Itemid=464";
  description "The model defines common types for 5G networks and
    network slicing.";
  reference "3GPP TS 28.541";

  revision 2021-08-04 { reference S5-214052/CR-0517; }
  revision 2020-11-05 { reference CR-0411 ; }
  revision 2019-10-20 { reference "Initial version."; }

  grouping SNssai {
    description
      "Single Network Slice Selection Assistance Information(S-NSSAI)";
    reference "3GPP TS 23.003";

    leaf sd {
      description "Slice Differentiator
        If not needed, the value can be set to FFFFFFFF.";
      type string{
        length 6;
        pattern '[a-zA-F0-9]*';
      }
      reference "3GPP TS 23.003";
    }
  }

  leaf sst {
```

```
    type uint8;
    description "Slice/Service Type.
    Values 0 to 127 belong to standardized SST range and are defined in
    3GPP TS 23.501. Values 128 to 255 belong to operator-specific range.";
  }
}

grouping PLMNInfo {
  description "The PLMNInfo data type define a S-NSSAI member in a specific
  PLMNId, and it have two attributes PLMNId and S-NSSAI (PLMNId, S-NSSAI).
  The PLMNId represents a data type that is comprised of mcc
  (mobile country code) and mnc (mobile network code), (See TS 23.003
  subclause 2.2 and 12.1) and S-NSSAI represents an data type, that is
  comprised of an SST (Slice/Service type) and an optional
  SD (Slice Differentiator) field";
  uses types3gpp:PLMNId;
  uses SNssai;
}

typedef CommModelType {
  reference "3GPP TS 23501";
  type enumeration {
    enum DIRECT_COMMUNICATION_WO_NRF {
      value 0;
      description "Directly communicate to other pre-configured NF service.";
    }

    enum DIRECT_COMMUNICATION_WITH_NRF {
      value 1;
      description "Directly communicate to other NF service discovered
      by NRF.";
    }

    enum INDIRECT_COMMUNICATION_WO_DEDICATED_DISCOVERY {
      value 2;
      description "Communicate to pre-configured other NF service through
      SCP as a proxy.";
    }

    enum INDIRECT_COMMUNICATION_WITH_DEDICATED_DISCOVERY {
      value 3;
      description "Communication to NF service discovered by NRF through SCP
      as a proxy.";
    }
  }
}

grouping CommModel {
  leaf groupId {
    type uint16;
  }
  leaf commModelType {
    type CommModelType;
  }
  leaf-list targetNFServiceList {
    type types3gpp:DistinguishedName;
  }
  leaf commModelConfiguration {
    type string;
  }
}

grouping SupportedFunc {
  leaf function {
    type string;
  }
  leaf policy {
    type string;
  }
}

typedef EnergySavingLoadThresholdT {
  type uint32 {
    range 0..10000;
  }
  units 1/10000;
}
```

```

typedef EnergySavingTimeDurationT {
    type uint32 {
        range 0..900;
    }
    units seconds;
}

typedef PhysCellID {
    type uint32 {
        range "0..1007";
    }
    reference "clause 7.4.2 of TS 38.211";
}

typedef UTC24TimeOfDayT {
    description "Time of day in HH:MM or H:MM 24-hour format per UTC
    time zone.";
    type string {
        pattern "(([01]?[0-9])|(2[0-3])):([0-5][0-9])";
    }
}

typedef DayOfWeekT {
    type enumeration {
        enum Monday;
        enum Tuesday;
        enum Wednesday;
        enum Thursday;
        enum Friday;
        enum Saturday;
        enum Sunday;
    }
}
}
<CODE ENDS>

```

## H.5.1a module \_3gpp-5gc-nrm-affunction.yang

```

<CODE BEGINS>
module _3gpp-5gc-nrm-affunction {
    yang-version 1.1;

    namespace urn:3gpp:sa5:_3gpp-5gc-nrm-affunction;
    prefix af3gpp;

    import _3gpp-common-managed-function { prefix mf3gpp; }
    import _3gpp-common-managed-element { prefix me3gpp; }
    import _3gpp-common-top { prefix top3gpp; }

    organization "3gpp SA5";
    description "This IOC is defined only to describe the IOCs representing
    its interaction interface with 5GC (i.e. EP_Rx and EP_N5).
    It has no attributes defined.";
    reference "3GPP TS 28.541";

    revision 2019-10-28 { reference S5-193518 ; }

    revision 2019-05-15 {
        description "initial revision";
    }

    grouping AFFunctionGrp {
        uses mf3gpp:ManagedFunctionGrp;
    }

    augment "/me3gpp:ManagedElement" {
        list AFFunction {
            description "5G Core AF Function";
            reference "3GPP TS 28.541";
            key id;
            uses top3gpp:Top_Grp;
            container attributes {
                uses AFFunctionGrp;
            }
        }
    }
}

```

```

}
<CODE ENDS>

```

## H.5.2 module \_3gpp-5gc-nrm-amffunction.yang

```

<CODE BEGINS>
module _3gpp-5gc-nrm-amffunction {
  yang-version 1.1;
  namespace urn:3gpp:sa5:_3gpp-5gc-nrm-amffunction;
  prefix amf3gpp;

  import _3gpp-common-managed-function { prefix mf3gpp; }
  import _3gpp-common-managed-element { prefix me3gpp; }
  import _3gpp-common-yang-types { prefix types3gpp; }
  import _3gpp-5g-common-yang-types { prefix types5g3gpp; }
  import ietf-inet-types { prefix inet; }
  import _3gpp-common-top { prefix top3gpp; }

  organization "3gpp SA5";
  contact "https://www.3gpp.org/DynaReport/TSG-WG--S5--officials.htm?Itemid=464";
  description "AMFFunction derived from basic ManagedFunction.";

  revision 2020-11-05 { reference CR-0411 ; }
  revision 2019-10-25 { reference "S5-194457 S5-193518"; }
  revision 2019-05-31 { reference "Ericsson refactoring."; }
  revision 2018-08-07 { reference "Initial revision"; }

  grouping AMFFunctionGrp {
    description "Represents the AMFFunction IOC";
    uses mf3gpp:ManagedFunctionGrp;

    list pLMNidList {
      min-elements 1;
      description "A list of PLMN identifiers (Mobile Country Code and Mobile
        Network Code).";
      key "mcc mnc";
      uses types3gpp:PLMNid;
    }

    container aMFIdentifier {
      presence true;
      description "An AMF identifier, comprising an AMF Region ID, an
        AMF Set ID and an AMF Pointer.";
      uses types3gpp:AmfIdentifier;
    }

    leaf sBIFQDN {
      description "The FQDN of the registered NF instance in the
        service-based interface.";
      type inet:domain-name;
    }

    list sNSSAList {
      min-elements 1;
      description "List of S-NSSAIs the managed object is capable of supporting.
        (Single Network Slice Selection Assistance Information)
        An S-NSSAI has an SST (Slice/Service type) and an optional SD
        (Slice Differentiator) field.";
      reference "3GPP TS 23.003";
      key "sd sst";
      uses types5g3gpp:SNssai;
    }

    list managedNFProfile {
      key idx;
      min-elements 1;
      max-elements 1;
      uses types3gpp:ManagedNFProfile;
    }

    list commModelList {
      min-elements 1;
      key "groupId";
      description "Specifies a list of commModel. It can be used by NF and
        NF services to interact with each other in 5G Core network ";
      reference "3GPP TS 23.501";
      uses types5g3gpp:CommModel;
    }
  }
}

```

```

    }
  }
  augment "/me3gpp:ManagedElement" {
    list AMFFunction {
      description "5G Core AMF Function";
      reference "3GPP TS 28.541";
      key id;
      uses top3gpp:Top_Grp;
      container attributes {
        uses AMFFunctionGrp;
      }
      uses mf3gpp:ManagedFunctionContainedClasses;
    }
  }
}
<CODE ENDS>

```

### H.5.3 module \_3gpp-5gc-nrm-amfregion.yang

```

<CODE BEGINS>
module _3gpp-5gc-nrm-amfregion {
  yang-version 1.1;
  namespace urn:3gpp:sa5:_3gpp-5gc-nrm-amfregion;
  prefix amfr3gpp;

  import _3gpp-common-yang-types { prefix types3gpp; }
  import _3gpp-common-subnetwork { prefix subnet3gpp; }
  import _3gpp-common-top { prefix top3gpp; }
  import _3gpp-common-managed-function { prefix mf3gpp; }
  import _3gpp-5g-common-yang-types { prefix types5g3gpp; }

  organization "3gpp SA5";
  contact "https://www.3gpp.org/DynaReport/TSG-WG--S5--officials.htm?Itemid=464";
  description "This IOC represents the AMF Region which consists one or
    multiple AMF Sets.";

  revision 2020-11-05 { reference CR-0411 ; }
  revision 2019-10-28 { reference S5-193518 ; }
  revision 2019-06-11 { reference "Ericsson refactoring." ; }

  grouping AMFRegionGrp {
    description "Represents the AMFRegion IOC";
    uses mf3gpp:ManagedFunctionGrp;

    list pLMNIdList {
      description "List of at most six entries of PLMN Identifiers, but at
        least one (the primary PLMN Id).
        The PLMN Identifier is composed of a Mobile Country Code (MCC)
        and a Mobile Network Code (MNC).";

      min-elements 1;
      max-elements 6;
      key "mcc mnc";
      uses types3gpp:PLMNId;
    }

    leaf-list nRTACList {
      description "List of Tracking Area Codes (legacy TAC or extended TAC)
        where the represented management function is serving.";
      reference "TS 38.413 clause 9.3.3.10";

      min-elements 1;
      config false;
      type types3gpp:Tac;
    }

    list sNSSAIList {
      description "List of S-NSSAIs the managed object is capable of supporting.
        (Single Network Slice Selection Assistance Information)
        An S-NSSAI has an SST (Slice/Service type) and an optional SD
        (Slice Differentiator) field.";
      //conditional support only if the network slicing feature is supported.
      reference "3GPP TS 23.003";
      key "sd sst";
      uses types5g3gpp:SNssai;
    }
  }
}

```

```

leaf aMFRegionId {
  description "Represents the AMF Region ID, which identifies the region.";
  mandatory true;
  type types3gpp:AmfRegionId;
}

leaf-list aMFSet {
  description "The AMFSet that the AFMRegion is associated with.";
  min-elements 1;
  type instance-identifier;
}

augment "/subnet3gpp:SubNetwork" {
  list AMFRegion {
    description "5G Core AMFRegion IOC";
    reference "3GPP TS 28.541";
    key id;
    uses top3gpp:Top_Grp;
    container attributes {
      uses AMFRegionGrp;
    }
    uses mf3gpp:ManagedFunctionContainedClasses;
  }
}
}
<CODE ENDS>

```

## H.5.4 module \_3gpp-5gc-nrm-amfset.yang

```

<CODE BEGINS>
module _3gpp-5gc-nrm-amfset {
  yang-version 1.1;
  namespace urn:3gpp:sa5:_3gpp-5gc-nrm-amfset;
  prefix amfset3gpp;

  import _3gpp-common-yang-types { prefix types3gpp; }
  import _3gpp-common-subnetwork { prefix subnet3gpp; }
  import _3gpp-common-top { prefix top3gpp; }
  import _3gpp-common-managed-function { prefix mf3gpp; }
  import _3gpp-5g-common-yang-types { prefix types5g3gpp; }

  organization "3gpp SA5";
  contact "https://www.3gpp.org/DynaReport/TSG-WG--S5--officials.htm?Itemid=464";
  description "This IOC represents the AMF Set which consists of some AMFs
  that serve a given area and Network Slice.";

  revision 2020-11-05 { reference CR-0411 ; }
  revision 2019-10-28 { reference S5-193518 ; }
  revision 2019-06-11 { reference "Ericsson refactoring." ; }

  grouping AMFSetGrp {
    description "Represents the AMFSet IOC";
    uses mf3gpp:ManagedFunctionGrp;

    list pLMNIdList {
      description "List of at most six entries of PLMN Identifiers, but at
      least one (the primary PLMN Id). The PLMN Identifier is composed
      of a Mobile Country Code (MCC) and a Mobile Network Code (MNC).";

      min-elements 1;
      max-elements 6;
      key "mcc mnc";
      uses types3gpp:PLMNId;
    }

    leaf-list nRTACList {
      description "List of Tracking Area Codes (legacy TAC or extended TAC)
      where the represented management function is serving.";
      reference "TS 38.413 clause 9.3.3.10";
      min-elements 1;
      config false;
      type types3gpp:Tac;
    }

    list sNSSAList {

```

```

    description "List of S-NSSAIs the managed object is capable of supporting.
    (Single Network Slice Selection Assistance Information)
    An S-NSSAI has an SST (Slice/Service type) and an optional SD
    (Slice Differentiator) field.";
    //conditional support only if the network slicing feature is supported.
    reference "3GPP TS 23.003";
    key "sd sst";
    uses types5g3gpp:SNssai;
}

leaf aMFRegion {
    description "The AMFRegion that the AFMSet is associated with.";
    type instance-identifier;
}

leaf-list aMFSetMemberList {
    description "List of DNS of AMFFunction instances of the AMFSet.";
    min-elements 1;
    max-elements 1;
    type types3gpp:DistinguishedName;
}
}

augment "/subnet3gpp:SubNetwork" {
    list AMFSet {
        description "5G Core AMFSet IOC";
        reference "3GPP TS 28.541";
        key id;
        uses top3gpp:Top_Grp;
        container attributes {
            uses AMFSetGrp;
        }
        uses mf3gpp:ManagedFunctionContainedClasses;
    }
}
}
}
<CODE ENDS>

```

## H.5.5 module \_3gpp-5gc-nrm-ausffunction.yang

```

<CODE BEGINS>
module _3gpp-5gc-nrm-ausffunction {
    yang-version 1.1;

    namespace urn:3gpp:sa5:_3gpp-5gc-nrm-ausffunction;
    prefix ausf3gpp;

    import _3gpp-common-managed-function { prefix mf3gpp; }
    import _3gpp-common-managed-element { prefix me3gpp; }
    import ietf-inet-types { prefix inet; }
    import _3gpp-5g-common-yang-types { prefix types5g3gpp; }
    import _3gpp-common-yang-types { prefix types3gpp; }
    import _3gpp-common-top { prefix top3gpp; }

    organization "3gpp SA5";
    contact "https://www.3gpp.org/DynaReport/TSG-WG--S5--officials.htm?Itemid=464";
    description "This IOC represents the AUSF function in 5GC. For more
    information about the AUSF, see 3GPP TS 23.501.";
    reference "3GPP TS 28.541";

    revision 2020-11-05 { reference CR-0411 ; }
    revision 2019-10-25 { reference "S5-194457 S5-193518"; }
    revision 2019-05-22 {reference "initial revision"; }

    grouping AUSFFuntionGrp {
        description "Represents the AUSFFuntion IOC";
        uses mf3gpp:ManagedFunctionGrp;

        list pLMNidList {
            description "List of at most six entries of PLMN Identifiers, but at
            least one (the primary PLMN Id).
            The PLMN Identifier is composed of a Mobile Country Code (MCC) and
            a Mobile Network Code (MNC).";

            min-elements 1;
            max-elements 6;
        }
    }
}

```

```

    key "mcc mnc";
    uses types3gpp:PLMNId;
  }

  leaf sBIFQDN {
    description "The FQDN of the registered NF instance in the
      service-based interface.";
    type inet:domain-name;
  }

  list sNSSAIIList {
    description "List of S-NSSAIs the managed object is capable of supporting.
      (Single Network Slice Selection Assistance Information)
      An S-NSSAI has an SST (Slice/Service type) and an optional SD
      (Slice Differentiator) field.";
    //optional support
    reference "3GPP TS 23.003";
    key "sd sst";
    uses types5g3gpp:SNssai;
  }

  list managedNFProfile {
    key idx;
    min-elements 1;
    max-elements 1;
    uses types3gpp:ManagedNFProfile;
  }

  list commModelList {
    min-elements 1;
    key "groupId";
    description "Specifies a list of commModel. It can be used by NF and
      NF services to interact with each other in 5G Core network ";
    reference "3GPP TS 23.501";
    uses types5g3gpp:CommModel;
  }
}

augment "/me3gpp:ManagedElement" {
  list AUSFFunction {
    description "5G Core AUSF Function";
    reference "3GPP TS 28.541";
    key id;
    uses top3gpp:Top_Grp;
    container attributes {
      uses AUSFFuntionGrp;
    }
    uses mf3gpp:ManagedFunctionContainedClasses;
  }
}
}
<CODE ENDS>

```

## H.5.6 module \_3gpp-5gc-nrm-dnfunction.yang

```

<CODE BEGINS>
module _3gpp-5gc-nrm-dnfunction {
  yang-version 1.1;

  namespace urn:3gpp:sa5_3gpp-5gc-nrm-dnfunction;
  prefix dn3gpp;

  import _3gpp-common-managed-function { prefix mf3gpp; }
  import _3gpp-common-managed-element { prefix me3gpp; }
  import _3gpp-common-top { prefix top3gpp; }

  organization "3gpp SA5";
  description "This IOC is defined only to describe the IOCs representing
    Data Network (DN) interaction interface with 5GC (i.e. EP_N6).
    It has no attributes defined.";
  reference "3GPP TS 28.541";

  revision 2019-10-28 { reference S5-193518 ; }

  revision 2019-05-15 {
    description "initial revision";
  }
}

```



```

    }

    grouping DNFunctionGrp {
        uses mf3gpp:ManagedFunctionGrp;
    }

    augment "/me3gpp:ManagedElement" {
        list DNFunction {
            description "5G Core DN Function";
            reference "3GPP TS 28.541";
            key id;
            uses top3gpp:Top_Grp;
            container attributes {
                uses DNFunctionGrp;
            }
            uses mf3gpp:ManagedFunctionContainedClasses;
        }
    }
}
<CODE ENDS>

```

## H.5.7 module \_3gpp-5gc-nrm-ep.yang

```

<CODE BEGINS>
module _3gpp-5gc-nrm-ep {
    yang-version 1.1;
    namespace "urn:3gpp:tsg:sa5:nrm:_3gpp-5gc-nrm-ep";
    prefix "cep3gpp";

    import _3gpp-common-ep-rp { prefix eprp3gpp; }
    import _3gpp-common-managed-element { prefix me3gpp; }
    import _3gpp-5gc-nrm-afffunction { prefix af3gpp; }
    import _3gpp-5gc-nrm-amffunction { prefix amf3gpp; }
    import _3gpp-5gc-nrm-ausffunction { prefix ausf3gpp; }
    import _3gpp-5gc-nrm-dnfunction { prefix dn3gpp; }
    import _3gpp-5gc-nrm-lmffunction { prefix lmf3gpp; }
    import _3gpp-5gc-nrm-n3iwffunction { prefix n3iwf3gpp; }
    import _3gpp-5gc-nrm-ngeirfunction { prefix ngeir3gpp; }
    import _3gpp-5gc-nrm-nrffunction { prefix nrf3gpp; }
    import _3gpp-5gc-nrm-nssffunction { prefix nssf3gpp; }
    import _3gpp-5gc-nrm-pcffunction { prefix pcf3gpp; }
    import _3gpp-5gc-nrm-seppfunction { prefix sepp3gpp; }
    import _3gpp-5gc-nrm-smffunction { prefix smf3gpp; }
    import _3gpp-5gc-nrm-smsffunction { prefix smsf3gpp; }
    import _3gpp-5gc-nrm-udmfunction { prefix udm3gpp; }
    import _3gpp-5gc-nrm-upffunction { prefix upf3gpp; }
    import _3gpp-common-yang-types { prefix types3gpp; }
    import _3gpp-common-top { prefix top3gpp; }
    import ietf-inet-types { prefix inet; }

    organization "3GPP SA5";
    description "Defines the YANG mapping of the 5GC related endpoint
        Information Object Classes (IOCs) that are part of the 5G Core
        Network Resource Model.";
    reference "3GPP TS 28.541";

    revision 2019-11-18 {
        description "Ericsson refactoring.";
    }

    revision 2018-07-31 {
        description "Initial revision";
    }

    grouping EP_N2Grp {
        uses eprp3gpp:EP_Common;
    }

    grouping EP_N3Grp {
        uses eprp3gpp:EP_Common;
    }

    grouping EP_N4Grp {
        uses eprp3gpp:EP_Common;
    }

    grouping EP_N5Grp {

```

```
    uses eprp3gpp:EP_Common;
}

grouping EP_N6Grp {
    uses eprp3gpp:EP_Common;
}

grouping EP_N7Grp {
    uses eprp3gpp:EP_Common;
}

grouping EP_N8Grp {
    uses eprp3gpp:EP_Common;
}

grouping EP_N9Grp {
    uses eprp3gpp:EP_Common;
}

grouping EP_N10Grp {
    uses eprp3gpp:EP_Common;
}

grouping EP_N11Grp {
    uses eprp3gpp:EP_Common;
}

grouping EP_N12Grp {
    uses eprp3gpp:EP_Common;
}

grouping EP_N13Grp {
    uses eprp3gpp:EP_Common;
}

grouping EP_N14Grp {
    uses eprp3gpp:EP_Common;
}

grouping EP_N15Grp {
    uses eprp3gpp:EP_Common;
}

grouping EP_N16Grp {
    uses eprp3gpp:EP_Common;
}

grouping EP_N17Grp {
    uses eprp3gpp:EP_Common;
}

grouping EP_N20Grp {
    uses eprp3gpp:EP_Common;
}

grouping EP_N21Grp {
    uses eprp3gpp:EP_Common;
}

grouping EP_N22Grp {
    uses eprp3gpp:EP_Common;
}

grouping EP_N26Grp {
    uses eprp3gpp:EP_Common;
}

grouping EP_N27Grp {
    uses eprp3gpp:EP_Common;
}

grouping EP_N31Grp {
    uses eprp3gpp:EP_Common;
}

grouping EP_N32Grp {
    uses eprp3gpp:EP_Common;
    container remotePlmnId {
```

```
        description "PLMN Identifiers of the remote sepp.  
        The PLMN Identifier is composed of a Mobile Country Code (MCC) and a Mobile  
Network Code (MNC).";  
        uses types3gpp:PLMNId;  
    }  
  
    leaf remoteSeppAddress {  
        description "The host address of the SEPP.";  
        type inet:host;  
    }  
  
    leaf remoteSeppId {  
        type uint16;  
    }  
  
    leaf n32cParas {  
        type string;  
    }  
  
    leaf n32fPolicy {  
        type string;  
    }  
  
    leaf withIPX {  
        type boolean;  
    }  
}  
  
grouping EP_S5CGrp {  
    uses eprp3gpp:EP_Common;  
}  
  
grouping EP_S5UGrp {  
    uses eprp3gpp:EP_Common;  
}  
  
grouping EP_RxGrp {  
    uses eprp3gpp:EP_Common;  
}  
  
grouping EP_MAP_SMSCGrp {  
    uses eprp3gpp:EP_Common;  
}  
  
grouping EP_NLSGrp {  
    uses eprp3gpp:EP_Common;  
}  
  
grouping EP_NLGGrp {  
    uses eprp3gpp:EP_Common;  
}  
  
grouping EP_SBI_IPXGrp {  
    uses eprp3gpp:EP_Common;  
    leaf-list sBIService {  
        min-elements 1;  
        config false;  
        type string;  
    }  
}  
  
augment "/me3gpp:ManagedElement/af3gpp:AFFunction" {  
    list EP_N6 {  
        description "Represents the EP_N6 IOC.";  
        key id;  
        uses top3gpp:Top_Grp;  
        container attributes {  
            uses EP_N6Grp;  
        }  
    }  
  
    list EP_Rx {  
        description "Represents the EP_Rx IOC.";  
        key id;  
        uses top3gpp:Top_Grp;  
        container attributes {  
            uses EP_RxGrp;  
        }  
    }  
}
```

```
    }  
  }  
  
  augment "/me3gpp:ManagedElement/amf3gpp:AMFFunction" {  
    list EP_N2 {  
      description "Represents the EP_N2 IOC.";  
      key id;  
      uses top3gpp:Top_Grp;  
      container attributes {  
        uses EP_N2Grp;  
      }  
    }  
  
    list EP_N8 {  
      description "Represents the EP_N8 IOC.";  
      key id;  
      uses top3gpp:Top_Grp;  
      container attributes {  
        uses EP_N8Grp;  
      }  
    }  
  
    list EP_N11 {  
      description "Represents the EP_N11 IOC.";  
      key id;  
      uses top3gpp:Top_Grp;  
      container attributes {  
        uses EP_N11Grp;  
      }  
    }  
  
    list EP_N12 {  
      description "Represents the EP_N12 IOC.";  
      key id;  
      uses top3gpp:Top_Grp;  
      container attributes {  
        uses EP_N12Grp;  
      }  
    }  
  
    list EP_N14 {  
      description "Represents the EP_N14 IOC.";  
      key id;  
      uses top3gpp:Top_Grp;  
      container attributes {  
        uses EP_N14Grp;  
      }  
    }  
  
    list EP_N15 {  
      description "Represents the EP_N15 IOC.";  
      key id;  
      uses top3gpp:Top_Grp;  
      container attributes {  
        uses EP_N15Grp;  
      }  
    }  
  
    list EP_N17 {  
      description "Represents the EP_N17 IOC.";  
      key id;  
      uses top3gpp:Top_Grp;  
      container attributes {  
        uses EP_N17Grp;  
      }  
    }  
  
    list EP_N20 {  
      description "Represents the EP_N20 IOC.";  
      key id;  
      uses top3gpp:Top_Grp;  
      container attributes {  
        uses EP_N20Grp;  
      }  
    }  
  
    list EP_N22 {  
      description "Represents the EP_N22 IOC.";
```

```
    key id;
    uses top3gpp:Top_Grp;
    container attributes {
        uses EP_N22Grp;
    }
}

list EP_N26 {
    description "Represents the EP_N26 IOC.";
    key id;
    uses top3gpp:Top_Grp;
    container attributes {
        uses EP_N26Grp;
    }
}

list EP-NLS {
    description "Represents the EP-NLS IOC.";
    key id;
    uses top3gpp:Top_Grp;
    container attributes {
        uses EP-NLSGrp;
    }
}

list EP-NLG {
    description "Represents the EP-NLG IOC.";
    key id;
    uses top3gpp:Top_Grp;
    container attributes {
        uses EP-NLGGrp;
    }
}
}

augment "/me3gpp:ManagedElement/ausf3gpp:AUSFFunction" {
    list EP_N12 {
        description "Represents the EP_N12 IOC.";
        key id;
        uses top3gpp:Top_Grp;
        container attributes {
            uses EP_N12Grp;
        }
    }

    list EP_N13 {
        description "Represents the EP_N13 IOC.";
        key id;
        uses top3gpp:Top_Grp;
        container attributes {
            uses EP_N13Grp;
        }
    }
}

augment "/me3gpp:ManagedElement/dn3gpp:DNFunction" {
    list EP_N6 {
        description "Represents the EP_N6 IOC.";
        key id;
        uses top3gpp:Top_Grp;
        container attributes {
            uses EP_N6Grp;
        }
    }
}

augment "/me3gpp:ManagedElement/lmf3gpp:LMFFunction" {
    list EP-NLS {
        description "Represents the EP-NLS IOC.";
        key id;
        uses top3gpp:Top_Grp;
        container attributes {
            uses EP-NLSGrp;
        }
    }
}

augment "/me3gpp:ManagedElement/n3iwf3gpp:N3IWFFunction" {
```

```
list EP_N2 {
  description "Represents the EP_N2 IOC.";
  key id;
  uses top3gpp:Top_Grp;
  container attributes {
    uses EP_N2Grp;
  }
}

list EP_N3 {
  description "Represents the EP_N3 IOC.";
  key id;
  uses top3gpp:Top_Grp;
  container attributes {
    uses EP_N3Grp;
  }
}

augment "/me3gpp:ManagedElement/ngeir3gpp:NGEIRFunction" {
  list EP_N17 {
    description "Represents the EP_N17 IOC.";
    key id;
    uses top3gpp:Top_Grp;
    container attributes {
      uses EP_N17Grp;
    }
  }
}

augment "/me3gpp:ManagedElement/nrf3gpp:NRFFunction" {
  list EP_N27 {
    description "Represents the EP_N27 IOC.";
    key id;
    uses top3gpp:Top_Grp;
    container attributes {
      uses EP_N26Grp;
    }
  }
}

augment "/me3gpp:ManagedElement/nssf3gpp:NSSFFunction" {
  list EP_N22 {
    description "Represents the EP_N22 IOC.";
    key id;
    uses top3gpp:Top_Grp;
    container attributes {
      uses EP_N22Grp;
    }
  }

  list EP_N31 {
    description "Represents the EP_N31 IOC.";
    key id;
    uses top3gpp:Top_Grp;
    container attributes {
      uses EP_N31Grp;
    }
  }
}

augment "/me3gpp:ManagedElement/pcf3gpp:PCFFunction" {
  list EP_N5 {
    description "Represents the EP_N5 IOC.";
    key id;
    uses top3gpp:Top_Grp;
    container attributes {
      uses EP_N5Grp;
    }
  }

  list EP_N7 {
    description "Represents the EP_N7 IOC.";
    key id;
    uses top3gpp:Top_Grp;
    container attributes {
      uses EP_N7Grp;
    }
  }
}
```

```
    }
  }

  list EP_N15 {
    description "Represents the EP_N15 IOC.";
    key id;
    uses top3gpp:Top_Grp;
    container attributes {
      uses EP_N15Grp;
    }
  }

  list EP_N16 {
    description "Represents the EP_N16 IOC.";
    key id;
    uses top3gpp:Top_Grp;
    container attributes {
      uses EP_N16Grp;
    }
  }

  list EP_Rx {
    description "Represents the EP_Rx IOC.";
    key id;
    uses top3gpp:Top_Grp;
    container attributes {
      uses EP_RxGrp;
    }
  }
}

augment "/me3gpp:ManagedElement/sepp3gpp:SEPPFunction" {
  list EP_N32 {
    description "Represents the EP_N32 IOC.";
    key id;
    uses top3gpp:Top_Grp;
    container attributes {
      uses EP_N32Grp;
    }
  }
}

augment "/me3gpp:ManagedElement/smsf3gpp:SMSFFunction" {
  list EP_N20 {
    description "Represents the EP_20 IOC.";
    key id;
    uses top3gpp:Top_Grp;
    container attributes {
      uses EP_N20Grp;
    }
  }

  list EP_N21 {
    description "Represents the EP_N21 IOC.";
    key id;
    uses top3gpp:Top_Grp;
    container attributes {
      uses EP_N21Grp;
    }
  }

  list EP_MAP_SMSC {
    description "Represents the EP_MAP_SMSC IOC.";
    key id;
    uses top3gpp:Top_Grp;
    container attributes {
      uses EP_MAP_SMSCGrp;
    }
  }
}

augment "/me3gpp:ManagedElement/smf3gpp:SMFFunction" {
  list EP_N4 {
    description "Represents the EP_N4 IOC.";
    key id;
    uses top3gpp:Top_Grp;
    container attributes {
      uses EP_N4Grp;
    }
  }
}
```

```
    }
  }

  list EP_N7 {
    description "Represents the EP_N7 IOC.";
    key id;
    uses top3gpp:Top_Grp;
    container attributes {
      uses EP_N7Grp;
    }
  }

  list EP_N10 {
    description "Represents the EP_N10 IOC.";
    key id;
    uses top3gpp:Top_Grp;
    container attributes {
      uses EP_N10Grp;
    }
  }

  list EP_N11 {
    description "Represents the EP_N11 IOC.";
    key id;
    uses top3gpp:Top_Grp;
    container attributes {
      uses EP_N11Grp;
    }
  }

  list EP_N16 {
    description "Represents the EP_N16 IOC.";
    key id;
    uses top3gpp:Top_Grp;
    container attributes {
      uses EP_N16Grp;
    }
  }

  list EP_S5C {
    description "Represents the EP_S5C IOC.";
    key id;
    uses top3gpp:Top_Grp;
    container attributes {
      uses EP_S5CGrp;
    }
  }
}

augment "/me3gpp:ManagedElement/udm3gpp:UDMFunction" {
  list EP_N8 {
    description "Represents the EP_N8 IOC.";
    key id;
    uses top3gpp:Top_Grp;
    container attributes {
      uses EP_N8Grp;
    }
  }

  list EP_N10 {
    description "Represents the EP_N10 IOC.";
    key id;
    uses top3gpp:Top_Grp;
    container attributes {
      uses EP_N10Grp;
    }
  }

  list EP_N13 {
    description "Represents the EP_N13 IOC.";
    key id;
    uses top3gpp:Top_Grp;
    container attributes {
      uses EP_N13Grp;
    }
  }
}
}
```



```

augment "/me3gpp:ManagedElement/upf3gpp:UPFFunction" {
  list EP_N4 {
    description "Represents the EP_N4 IOC.";
    key id;
    uses top3gpp:Top_Grp;
    container attributes {
      uses EP_N4Grp;
    }
  }

  list EP_N3 {
    description "Represents the EP_N3 IOC.";
    key id;
    uses top3gpp:Top_Grp;
    container attributes {
      uses EP_N3Grp;
    }
  }

  list EP_N9 {
    description "Represents the EP_N9 IOC.";
    key id;
    uses top3gpp:Top_Grp;
    container attributes {
      uses EP_N9Grp;
    }
  }

  list EP_S5U {
    description "Represents the EP_S5U IOC.";
    key id;
    uses top3gpp:Top_Grp;
    container attributes {
      uses EP_S5UGrp;
    }
  }

  list EP_EP_N6 {
    description "Represents the EP_N6 IOC.";
    key id;
    uses top3gpp:Top_Grp;
    container attributes {
      uses EP_N6Grp;
    }
  }
}
}
}
<CODE ENDS>

```

## H.5.8 module \_3gpp-5gc-nrm-externalnrffunction.yang

```

<CODE BEGINS>
module _3gpp-5gc-nrm-externalnrffunction {
  yang-version 1.1;
  namespace urn:3gpp:sa5:_3gpp-5gc-nrm-externalnrffunction;
  prefix extnrf3gpp;

  import _3gpp-common-yang-types { prefix types3gpp; }
  import _3gpp-common-subnetwork { prefix subnet3gpp; }
  import _3gpp-common-top { prefix top3gpp; }
  import _3gpp-common-managed-function { prefix mf3gpp; }

  description "This IOC represents external NRF function controlled by another management domain.";

  revision 2019-10-28 { reference S5-193518 ; }
  revision 2019-06-11 {
    description "Ericsson refactoring.";
  }

  grouping ExternalNRFFunctionGrp {
    uses mf3gpp:ManagedFunctionGrp;

    list pLMNidList {
      description "List of at most six entries of PLMN Identifiers, but at least one (the primary PLMN Id).";
    }
  }
}

```

```

        The PLMN Identifier is composed of a Mobile Country Code (MCC) and a Mobile
Network Code (MNC).";
    min-elements 1;
    max-elements 6;
    key "mcc mnc";
    uses types3gpp:PLMNId;
}
}

augment "/subnet3gpp:SubNetwork" {
    list ExternalNRFFunction {
        description "5G Core External NRF Function";
        reference "3GPP TS 28.541";
        key id;
        uses top3gpp:Top_Grp;
        container attributes {
            uses ExternalNRFFunctionGrp;
        }
        uses mf3gpp:ManagedFunctionContainedClasses;    }
}
}
<CODE ENDS>

```

## H.5.9 module \_3gpp-5gc-nrm-externalnssffunction.yang

```

<CODE BEGINS>
module _3gpp-5gc-nrm-externalnssffunction {
    yang-version 1.1;
    namespace urn:3gpp:sa5:_3gpp-5gc-nrm-externalnssffunction;
    prefix extnssf3gpp;

    import _3gpp-common-yang-types { prefix types3gpp; }
    import _3gpp-common-subnetwork { prefix subnet3gpp; }
    import _3gpp-common-top { prefix top3gpp; }
    import _3gpp-common-managed-function { prefix mf3gpp; }

    description "This IOC represents external NSSF function controlled by another management domain.";

    revision 2019-10-28 { reference S5-193518 ; }
    revision 2019-06-11 {
        description "Ericsson refactoring.";
    }

    grouping ExternalNSSFFunctionGrp {
        uses mf3gpp:ManagedFunctionGrp;

        list pLMNIdList {
            description "List of at most six entries of PLMN Identifiers, but at least one (the primary
PLMN Id).
                The PLMN Identifier is composed of a Mobile Country Code (MCC) and a Mobile
Network Code (MNC).";
            min-elements 1;
            max-elements 6;
            key "mcc mnc";
            uses types3gpp:PLMNId;
        }
    }

    augment "/subnet3gpp:SubNetwork" {
        list ExternalNSSFFunction {
            description "5G Core External NSSF Function";
            reference "3GPP TS 28.541";
            key id;
            uses top3gpp:Top_Grp;
            container attributes {
                uses ExternalNSSFFunctionGrp;
            }
            uses mf3gpp:ManagedFunctionContainedClasses;
        }
    }
}
<CODE ENDS>

```

## H.5.10 module \_3gpp-5gc-nrm-lmffunction.yang

```

<CODE BEGINS>

```

```

module _3gpp-5gc-nrm-lmffunction {
  yang-version 1.1;

  namespace urn:3gpp:sa5:_3gpp-5gc-nrm-lmffunction;
  prefix lmf3gpp;

  import _3gpp-common-managed-function { prefix mf3gpp; }
  import _3gpp-common-managed-element { prefix me3gpp; }
  import _3gpp-common-yang-types { prefix types3gpp; }
  import _3gpp-5g-common-yang-types { prefix types5g3gpp; }
  import _3gpp-common-top { prefix top3gpp; }

  organization "3gpp SA5";
  description "This IOC represents the LMF function defined in 3GPP TS 23.501.";
  reference "3GPP TS 28.541";

  revision 2019-10-25 { reference "S5-194457 S5193518"; }

  revision 2019-05-15 {
    description "initial revision";
    reference "Based on
      3GPP TS 28.541";
  }

  grouping LMFFunctionGrp {
    uses mf3gpp:ManagedFunctionGrp;

    list pLMNIdList {
      description "List of at most six entries of PLMN Identifiers, but at least one (the primary
        PLMN Id).
          The PLMN Identifier is composed of a Mobile Country Code (MCC) and a Mobile
        Network Code (MNC).";

      min-elements 1;
      max-elements 6;
      key "mcc mnc";
      uses types3gpp:PLMNId;
    }

    list managedNFProfile {
      key idx;
      min-elements 1;
      uses types3gpp:ManagedNFProfile;
    }

    list commModelList {
      min-elements 1;
      key "groupId";
      uses types5g3gpp:CommModel;
    }
  }

  augment "/me3gpp:ManagedElement" {
    list LMFFunction {
      description "5G Core LMF Function";
      reference "3GPP TS 28.541";
      key id;
      uses top3gpp:Top_Grp;
      container attributes {
        uses LMFFunctionGrp;
      }
      uses mf3gpp:ManagedFunctionContainedClasses;
    }
  }
}
<CODE ENDS>

```

## H.5.11 module \_3gpp-5gc-nrm-n3iwffunction.yang

```

<CODE BEGINS>
module _3gpp-5gc-nrm-n3iwffunction {
  yang-version 1.1;

  namespace urn:3gpp:sa5:_3gpp-5gc-nrm-n3iwffunction;
  prefix n3iwf3gpp;

  import _3gpp-common-managed-function { prefix mf3gpp; }

```

```

import _3gpp-common-managed-element { prefix me3gpp; }
import _3gpp-common-yang-types { prefix types3gpp; }
import _3gpp-5g-common-yang-types { prefix types5g3gpp; }
import _3gpp-common-top { prefix top3gpp; }

organization "3gpp SA5";
description "This IOC represents the N3IWF function which is used to enable non-3GPP
access networks connected to the 5GC. For more information about the N3IWF, see 3GPP
TS 23.501.";
reference "3GPP TS 28.541";

revision 2019-10-28 { reference S5-193518 ; }
revision 2019-05-22 {
  description "initial revision";
}

grouping N3IWFFunctionGrp {
  uses mf3gpp:ManagedFunctionGrp;

  list pLMNIdList {
    description "List of at most six entries of PLMN Identifiers, but at least one (the primary
PLMN Id).
                The PLMN Identifier is composed of a Mobile Country Code (MCC) and a Mobile
Network Code (MNC).";

    min-elements 1;
    max-elements 6;
    key "mcc mnc";
    uses types3gpp:PLMNId;
  }

  list commModelList {
    min-elements 1;
    key "groupId";
    uses types5g3gpp:CommModel;
  }
}

augment "/me3gpp:ManagedElement" {
  list N3IWFFunction {
    description "5G Core N3IWF Function";
    reference "3GPP TS 28.541";
    key id;
    uses top3gpp:Top_Grp;
    container attributes {
      uses N3IWFFunctionGrp;
    }
    uses mf3gpp:ManagedFunctionContainedClasses;
  }
}
}
}
<CODE ENDS>

```

## H.5.12 module \_3gpp-5gc-nrm-nfprofile.yang

```

<CODE BEGINS>
module _3gpp-5gc-nrm-nfprofile {
  yang-version 1.1;

  namespace urn:3gpp:sa5:_3gpp-5gc-nrm-nfprofile;
  prefix nfp3gpp;

  import _3gpp-common-yang-types { prefix types3gpp; }
  import ietf-inet-types { prefix inet; }
  import ietf-yang-types { prefix yang; }
  import _3gpp-5gc-nrm-nfservice { prefix nfs3gpp; }

  organization "3gpp SA5";
  description "NF profile class.";
  reference "3GPP TS 29.510";

  revision 2019-06-17 {
    description "initial revision";
  }

  grouping NFProfileGrp {
    leaf nfInstanceID {

```

```

    description "String uniquely identifying a NF instance.";
    mandatory true;
    type string;
}

leaf nfType {
    description "Type of Network Function.";
    mandatory true;
    type types3gpp:NfType;
}

leaf nfStatus {
    description "Status of the NF Instance.";
    mandatory true;
    type NFStatus;
}

leaf heartBeatTimer {
    description "Time in seconds expected between 2 consecutive heart-beat messages from
        an NF Instance to the NRF. It may be included in the registration request.
        When present in the request it shall contain the heartbeat time proposed by the
NF service consumer.";
    //conditional support
    type uint16;
}

list plmnList {
    description "PLMN(s) of the Network Function.
        This IE shall be present if this information is available for the NF.
        If not provided, PLMN ID(s) of the PLMN of the NRF are assumed for the NF.";

    //conditional support
    min-elements 1;
    key "mcc mnc";
    uses types3gpp:PLMNId;
}

list sNssais { //is the key unique
    description "S-NSSAIs of the Network Function. If not provided, the NF can serve any S-NSSAI.
        When present this IE represents the list of S-NSSAIs supported in all the PLMNs
listed in the plmnList IE.";
    min-elements 1;
    //optional support
    key "sst sd";
    uses Snssai;
}

list perPlmnSnssaiList {
    description "This IE may be included when the list of S-NSSAIs supported by the NF for each
PLMN it is supporting is different.
        When present, this IE shall include the S-NSSAIs supported by the Network
Function
        for each PLMN supported by the Network Function. When present, this IE shall
override sNssais IE.";
    min-elements 1;
    //optional support
    key idx; //no obvious leaf to use as a key
    leaf idx { type uint32; }
    uses PlmnSnssai;
}

leaf-list nsiList {
    description "NSI identities of the Network Function.
        If not provided, the NF can serve any NSI.";
    //optional support
    min-elements 1;
    type string;
}

leaf fqdn {
    description "FQDN of the Network Function. For AMF, the FQDN registered with the NRF
        shall be that of the AMF Name.";
    //conditional support
    type inet:domain-name;
}

leaf interPlmnFqdn {
    description "If the NF needs to be discoverable by other NFs in a different PLMN,
```

```

        then an FQDN that is used for inter-PLMN routing is specified.";
//conditional support
type inet:domain-name;
}

leaf-list ipv4Addresses {
description "IPv4 address(es) of the Network Function.";
min-elements 1;
//conditional support
type inet:ipv4-address;
}

leaf-list ipv6Addresses {
description "IPv6 address(es) of the Network Function.";
min-elements 1;
//conditional support
type inet:ipv6-address;
}

list allowedPlmns {
description "PLMNs allowed to access the NF instance.
If not provided, any PLMN is allowed to access the NF.";

min-elements 1;
//optional support
key "mcc mnc";
uses types3gpp:PLMNid;
}

leaf-list allowedNfTypes {
description "Type of the NFs allowed to access the NF instance.
If not provided, any NF type is allowed to access the NF.";
min-elements 1;
//optional support
type types3gpp:NfType;
}

leaf-list allowedNfDomains {
description "Pattern representing the NF domain names allowed to access the NF instance.
If not provided, any NF domain is allowed to access the NF.";
min-elements 1;
//optional support
type string;
}

list allowedNssais { //is the key unique
description "S-NSSAI of the allowed slices to access the NF instance.
If not provided, any slice is allowed to access the NF.";
min-elements 1;
//optional support
key "sst sd";
uses Snssai;
}

leaf priority {
description "Priority (relative to other NFs of the same type) in the range of 0-65535, to be
used for NF selection;
lower values indicate a higher priority. If priority is also present in the
nfServiceList parameters,
those will have precedence over this value. The NRF may overwrite the received
priority value when exposing
an NFProfile with the Nnrf_NFDiscovery service.";
//optional support
type uint16;
}

leaf capacity {
description "Static capacity information in the range of 0-65535, expressed as a weight
relative to other NF instances of the same type; if capacity is also present
in the nfServiceList parameters, those will have precedence over this value.";
//optional support
type uint16;
}

leaf load {
description "Dynamic load information, ranged from 0 to 100, indicates the current load
percentage of the NF.";
//optional support

```

```
    type types3gpp:Load;
  }

  leaf locality {
    description "Operator defined information about the location of the NF instance (e.g.
geographic location, data center).";
    //optional support
    type string;
  }

  grouping udrInfo {
    //optional support

    leaf groupId {
      description "Identity of the UDR group that is served by the UDR instance.
        If not provided, the UDR instance does not pertain to any UDR group.";
      //optional support
      type string;
    }

    list supiRanges {
      description "List of ranges of SUPI's whose profile data is available in the UDR instance.";
      key "start end pattern";
      min-elements 1;
      //optional support
      uses SupiRange;
    }

    list gpsiRanges {
      description "List of ranges of GPSIs whose profile data is available in the UDR instance.";
      key "start end pattern";
      min-elements 1;
      //optional support
      uses IdentityRange;
    }

    list externalGroupIdentifiersRanges {
      description "List of ranges of external groups whose profile data is available in the UDR
instance.";
      key "start end pattern";
      min-elements 1;
      //optional support
      uses IdentityRange;
    }

    leaf-list supportedDataSets {
      description "List of supported data sets in the UDR instance.
        If not provided, the UDR supports all data sets.";
      min-elements 1;
      //optional support
      type DataSetId;
    }
  }

  grouping udmInfo {
    //optional support

    leaf groupId {
      description "Identity of the UDM group that is served by the UDM instance.
        If not provided, the UDM instance does not pertain to any UDM group.";
      //optional support
      type string;
    }

    list supiRanges {
      description "List of ranges of SUPI's whose profile data is available in the UDM instance.";
      key "start end pattern";
      min-elements 1;
      //optional support
      uses SupiRange;
    }

    list gpsiRanges {
      description "List of ranges of GPSIs whose profile data is available in the UDM instance.";
      key "start end pattern";
      min-elements 1;
      //optional support
      uses IdentityRange;
    }
  }
}
```

```

    }

    list externalGroupIdentifiersRanges {
      description "List of ranges of external groups whose profile data is available in the UDM
instance.";
      key "start end pattern";
      min-elements 1;
      //optional support
      uses IdentityRange;
    }

    leaf-list routingIndicators {
      description "List of Routing Indicator information that allows to route network signalling
with SUCI
to the UDM instance. If not provided, the UDM can serve any Routing Indicator.
Pattern: '^[0-9]{1,4}$'.";
      //optional support
      min-elements 1;
      type string;
    }
  }

  grouping ausfInfo {
    //optional support

    leaf groupId {
      description "Identity of the AUSF group. If not provided, the AUSF instance does not pertain
to any AUSF group.";
      //optional support
      type string;
    }

    list supiRanges {
      description "List of ranges of SUPIs that can be served by the AUSF instance. If not
provided, the AUSF can serve any SUPI.";
      key "start end pattern";
      min-elements 1;
      //optional support
      uses SupiRange;
    }

    leaf-list routingIndicators {
      description "List of Routing Indicator information that allows to route network signalling
with SUCI
Indicator.
to the AUSF instance. If not provided, the AUSF can serve any Routing
Indicator.
Pattern: '^[0-9]{1,4}$'.";
      //optional support
      min-elements 1;
      type string;
    }
  }

  grouping amfInfo {
    //optional support

    leaf amfRegionId {
      description "AMF region identifier";
      type string;
    }

    leaf amfSetId {
      description "AMF set identifier";
      type string;
    }

    list guamiList {
      description "List of supported GUAMIs.";

      key idx; //no obvious leaf to use as a key
      leaf idx { type uint32; }

      min-elements 1;
      uses Guami;
    }

    list taiList {
      description "The list of TAIs the AMF can serve. It may contain the non-3GPP access TAI.

```



The absence of this attribute and the taiRangeList attribute indicate that the AMF can be selected for any TAI in the serving network.";

```

key idx; //no obvious leaf to use as a key
leaf idx { type uint32; }

//optional support
min-elements 1;
uses Tai;
}

list taiRangeList {
description "The range of TAIs the AMF can serve. The absence of this attribute and the
taiList
attribute indicate that the AMF can be selected for any TAI in the serving
network.";
//optional support
min-elements 1;
key idx; //no obvious leaf to use as a key
leaf idx { type uint32; }
uses TaiRange;
}

list backupInfoAmfFailure {
description "List of GUAMIs for which the AMF acts as a backup for AMF failure.";

key idx; //no obvious leaf to use as a key
leaf idx { type uint32; }

//optional support
min-elements 1;
uses Guami;
}

list backupInfoAmfRemoval {
description "List of GUAMIs for which the AMF acts as a backup for planned AMF removal.";

key idx; //no obvious leaf to use as a key
leaf idx { type uint32; }

//optional support
min-elements 1;
uses Guami;
}

list n2InterfaceAmfInfo {
description "N2 interface information of the AMF. This information needs not be sent in NF
Discovery responses.
It may be used by the NRF to update the DNS for AMF discovery by the 5G Access
Network.";
//optional support
max-elements 1;
key idx; //no obvious leaf to use as a key
leaf idx { type uint32; }
uses N2InterfaceAmfInfo;
}
}

grouping smfInfo {
//optional support

list sNssaiSmfInfoList {
description "List of parameters supported by the SMF per S-NSSAI.";
min-elements 1;
key idx; //no obvious leaf to use as a key
leaf idx { type uint32; }
uses sNssaiSmfInfoItem;
}

list taiList {
description "The list of TAIs the SMF can serve. It may contain the non-3GPP access TAI.
The absence of this attribute and the taiRangeList attribute indicate that
the SMF can be selected for any TAI in the serving network.";

key idx; //no obvious leaf to use as a key
leaf idx { type uint32; }

```

```

        //optional support
        min-elements 1;
        uses Tai;
    }

    list taiRangeList {
        description "The range of TAIs the SMF can serve. The absence of this attribute and the
taiList
        attribute indicate that the SMF can be selected for any TAI in the serving
network.";
        //optional support
        min-elements 1;
        key idx; //no obvious leaf to use as a key
        leaf idx { type uint32; }
        uses TaiRange;
    }

    leaf pgwFqdn {
        description "The FQDN of the PGW if the SMF is a combined SMF/PGW-C.";
        //optional support
        type inet:domain-name;
    }

    leaf-list accessType {
        description "If included, this IE shall contain the access type (3GPP_ACCESS and/or
NON_3GPP_ACCESS) supported by the SMF.
        If not included, it shall be assumed the both access types are supported.";
        //conditional support
        min-elements 1;
        max-elements 2;
        type AccessType;
    }
}

grouping upfInfo {
    //optional support

    list sNssaiUpfInfoList {
        description "List of parameters supported by the UPF per S-NSSAI.";
        min-elements 1;
        key idx; //no obvious leaf to use as a key
        leaf idx { type uint32; }
        uses SnsaiUpfInfoItem;
    }

    leaf-list smfServingArea {
        description "The SMF service area(s) the UPF can serve.
        If not provided, the UPF can serve any SMF service area.";
        //optional support
        min-elements 1;
        type string;
    }

    list interfaceUpfInfo {
        description "List of User Plane interfaces configured on the UPF. When this IE is provided
in the NF Discovery response,
        the NF Service Consumer (e.g. SMF) may use this information for UPF
selection.";
        key idx; //no obvious leaf to use as a key
        leaf idx { type uint32; }

        //optional support
        min-elements 1;
        uses InterfaceUpfInfoItem;
    }

    leaf iwkEpsInd {
        description "Indicates whether interworking with EPS is supported by the UPF.
        true: Supported
        false (default): Not Supported";
        //optional support
        type boolean;
    }
}

```

```

    leaf-list pduSessionTypes {
      description "List of PDU session type(s) supported by the UPF. The absence of this attribute
indicates that the UPF can be selected
      for any PDU session type.";

      //optional support
      min-elements 1;
      type PduSessionType;
    }
  }

  grouping pcfInfo {
    //optional support

    leaf-list dnnList {
      description "DNNs supported by the PCF.
      If not provided, the PCF can serve any DNN.";

      //optional support
      min-elements 1;
      type string;
    }

    list supiRanges {
      description "List of ranges of SUPIs that can be served by the PCF instance. If not
provided, the PCF can serve any SUPI.";
      key "start end pattern";
      min-elements 1;
      //optional support
      uses SupiRange;
    }

    leaf rxDiamHost {
      description "This IE shall be present if the PCF supports Rx interface.
      When present, this IE shall indicate the Diameter host of the Rx interface for
the PCF.
      Pattern: '^[A-Za-z0-9]+(-[A-Za-z0-9]+).)+[a-z]{2,}$'. ";

      //conditional support
      type string;
    }

    leaf rxDiamRealm {
      description "This IE shall be present if the PCF supports Rx interface.
      When present, this IE shall indicate the Diameter realm of the Rx interface for
the PCF.
      Pattern: '^[A-Za-z0-9]+(-[A-Za-z0-9]+).)+[a-z]{2,}$'. ";

      //conditional support
      type string;
    }
  }

  grouping bsfInfo {
    //optional support

    list ipv4AddressRanges {
      description "List of ranges of IPv4 addresses handled by BSF.
      If not provided, the BSF can serve any IPv4 address.";
      //optional support
      key "start end";
      uses types3gpp:Ipv4AddressRange;
    }

    leaf-list dnnList {
      description "List of DNNs handled by the BSF
      If not provided, the BSF can serve any DNN.";

      //optional support
      min-elements 1;
      type string;
    }

    leaf-list ipDomainList {
      description "List of IPv4 address domains, as described in subclause 6.2 of 3GPP TS 29.513,
handled by the BSF.
      If not provided, the BSF can serve any IP domain.";
      //optional support

```

```
    min-elements 1;
    type string;
  }

  list ipv6PrefixRanges {
    description "List of ranges of IPv6 prefixes handled by the BSF.
      If not provided, the BSF can serve any IPv6 prefix.";
    //optional support
    key "start end";
    uses types3gpp:Ipv6PrefixRange;
  }
}

grouping chfInfo {
  //optional support

  list supiRangeList {
    description "List of ranges of SUPIs that can be served by the CHF instance. If not
provided, the CHF can serve any SUPI.";
    key "start end pattern";
    min-elements 1;
    //optional support
    uses SupiRange;
  }

  list gpsiRangeList {
    description "List of ranges of GPSI that can be served by the CHF instance. If not provided,
the CHF can serve any GPSI.";
    key "start end pattern";
    min-elements 1;
    //optional support
    uses IdentityRange;
  }

  list plmnRangeList {
    description "List of ranges of PLMNs (including the PLMN IDs of the CHF instance) that can
be served by the CHF instance.
      If not provided, the CHF can serve any PLMN.";
    min-elements 1;
    //optional support
    key "mcc mnc";
    uses types3gpp:PLMNId;
  }
}

grouping nrfInfoGrp {
  //optional support

  list servedUdrInfo {
    description "This attribute contains all the udrInfo attributes locally configured in the
NRF or the NRF received during NF registration.";
    //optional support

    key nfInstanceID;
    leaf nfInstanceID {
      description "String uniquely identifying a NF instance.";
      type string;
    }

    min-elements 1;
    uses udrInfo;
  }

  list servedUdmInfo {
    description "This attribute contains all the udmInfo attributes locally configured in the
NRF or the NRF received during NF registration.";
    //optional support

    key nfInstanceID;
    leaf nfInstanceID {
      description "String uniquely identifying a NF instance.";
      type string;
    }

    min-elements 1;
    uses udmInfo;
  }
}
```

```
list servedAusfInfo {
  description "This attribute contains all the ausfInfo attributes locally configured in the
NRF or the NRF received during NF registration.";
  //optional support

  key nfInstanceID;
  leaf nfInstanceID {
    description "String uniquely identifying a NF instance.";
    type string;
  }

  min-elements 1;
  uses ausfInfo;
}

list servedAmfInfo {
  description "This attribute contains all the amfInfo attributes locally configured in the
NRF or the NRF received during NF registration.";
  //optional support

  key nfInstanceID;
  leaf nfInstanceID {
    description "String uniquely identifying a NF instance.";
    type string;
  }

  min-elements 1;
  uses amfInfo;
}

list servedSmfInfo {
  description "This attribute contains all the smfInfo attributes locally configured in the
NRF or the NRF received during NF registration.";
  //optional support

  key nfInstanceID;
  leaf nfInstanceID {
    description "String uniquely identifying a NF instance.";
    type string;
  }

  min-elements 1;
  uses smfInfo;
}

list servedUpfInfo {
  description "This attribute contains all the upfInfo attributes locally configured in the
NRF or the NRF received during NF registration.";
  //optional support

  key nfInstanceID;
  leaf nfInstanceID {
    description "String uniquely identifying a NF instance.";
    type string;
  }

  min-elements 1;
  uses upfInfo;
}

list servedPcfInfo {
  description "This attribute contains all the pcfInfo attributes locally configured in the NRF
or the NRF received during NF registration.";
  //optional support

  key nfInstanceID;
  leaf nfInstanceID {
    description "String uniquely identifying a NF instance.";
    type string;
  }

  min-elements 1;
  uses pcfInfo;
}

list servedBsfInfo {
```

```

    description "This attribute contains all the bsfInfo attributes locally configured in the NRF
or the NRF received during NF registration.";
    //optional support

    key nfInstanceID;
    leaf nfInstanceID {
        description "String uniquely identifying a NF instance.";
        type string;
    }

    min-elements 1;
    uses bsfInfo;
}

list servedChfInfo {
    description "This attribute contains all the bsfInfo attributes locally configured in the
NRF or the NRF received during NF registration.";
    //optional support

    key nfInstanceID;
    leaf nfInstanceID {
        description "String uniquely identifying a NF instance.";
        type string;
    }

    min-elements 1;
    uses chfInfo;
}

list nrfInfo {
    key idx; //no obvious leaf to use as a key
    leaf idx { type uint32; }
    max-elements 1;
    uses nrfInfoGrp;
}

leaf customInfo {
    description "Specific data for custom Network Functions.";
    type string;
}

leaf recoveryTime {
    description "Timestamp when the NF was (re)started.";
    //optional support
    type yang:date-and-time;
}

leaf nfServicePersistence {
    description "If present, and set to true, it indicates that the different service instances of
a same NF Service in this NF instance,
        supporting a same API version, are capable to persist their resource state in
shared storage and therefore these resources
        are available after a new NF service instance supporting the same API version is
selected by a NF Service Consumer (see 3GPP TS 23.527).
        Otherwise, it indicates that the NF Service Instances of a same NF Service are
not capable to share resource state inside the NF Instance.";

    //optional support
    type boolean;
}

list nfServices {
    description "List of NF Service Instances. It shall include the services produced by the NF
that can be discovered by other NFs.";
    key serviceInstanceID;
    //optional support
    min-elements 1;
    uses nfs3gpp:NFServiceGrp;
}

leaf nfProfileChangesSupportInd {
    description "NF Profile Changes Support Indicator. This IE may be present in the NFRegister or
NFUpdate (NF Profile Complete Replacement) request and shall be absent in the response.
        true: the NF Service Consumer supports receiving NF Profile Changes in the
response.
        false (default): the NF Service Consumer does not support receiving NF Profile
Changes in the response.";
}

```

```

    //optional support
    type boolean;
}

leaf nfProfileChangesInd {
    description "NF Profile Changes Indicator. This IE shall be absent in the request to the NRF
and may be included by the NRF in NFRegister or NFUpdate (NF Profile Complete Replacement) response.
    true: the NF Profile contains NF Profile changes.
    false (default): complete NF Profile.";
}

//optional support
type boolean;
}

list defaultNotificationSubscriptions {
    description "Notification endpoints for different notification types.";
    key notificationType;
    //optional support
    min-elements 1;
    uses types3gpp:DefaultNotificationSubscription;
}
}

typedef NFStatus {
    type enumeration {
        enum REGISTERED;
        enum SUSPENDED;
    }
}

typedef DataSetId {
    type enumeration {
        enum SUBSCRIPTION;
        enum POLICY;
        enum EXPOSURE;
        enum APPLICATION;
    }
}

grouping SupiRange {
    leaf start {
        description "First value identifying the start of a SUPI range. To be used when the range of
SUPI's can be represented as a numeric range (e.g., IMSI ranges).";
        type string {
            pattern '^[0-9]+$';
        }
    }

    leaf end {
        description "Last value identifying the end of a SUPI range. To be used when the range of
SUPI's can be represented as a numeric range (e.g. IMSI ranges).";
        type string {
            pattern '^[0-9]+$';
        }
    }

    leaf pattern {
        description "Pattern representing the set of SUPI's belonging to this range.
A SUPI value is considered part of the range if and only if the SUPI string fully
matches the regular expression.";
        type string;
    }
}

grouping IdentityRange {
    leaf start {
        description "First value identifying the start of an identity range. To be used when the range
of identities can be represented as a numeric range (e.g., MSISDN ranges).";
        type string {
            pattern '^[0-9]+$';
        }
    }

    leaf end {
        description "Last value identifying the end of an identity range. To be used when the range of
identities can be represented as a numeric range (e.g. MSISDN ranges).";
        type string {

```

```

        pattern '^[0-9]+$';
    }
}

leaf pattern {
    description "Pattern representing the set of identities belonging to this range.
        An identity value is considered part of the range if and only if the identity
string fully matches the regular expression.";
    type string;
}

grouping TacRange {
    leaf start {
        description "First value identifying the start of a TAC range, to be used when the range of
TAC's can be represented as a hexadecimal range (e.g., TAC ranges).";
        type string {
            pattern '^[A-Fa-f0-9]{4}|[A-Fa-f0-9]{6}$';
        }
    }

    leaf end {
        description "Last value identifying the end of a TAC range, to be used when the range of TAC's
can be represented as a hexadecimal range (e.g. TAC ranges).";
        type string {
            pattern '^[A-Fa-f0-9]{4}|[A-Fa-f0-9]{6}$';
        }
    }

    leaf pattern {
        description "Pattern representing the set of TAC's belonging to this range.";
        type string;
    }
}

grouping SnssaiUpfInfoItem {
    list sNssai { //is the key unique
        description "Supported S-NSSAI.";
        min-elements 1;
        max-elements 1;
        key "sst sd";
        uses Snssai;
    }

    list dnnUpfInfoList {
        description "List of parameters supported by the UPF per DNN.";
        min-elements 1;
        key dnn;
        uses DnnUpfInfoItem;
    }
}

grouping DnnUpfInfoItem {
    leaf dnn {
        description "String representing a Data Network.";
        mandatory true;
        type string;
    }

    leaf-list dnaiList {
        description "List of Data network access identifiers supported by the UPF for this DNN.
        The absence of this attribute indicates that the UPF can be selected for this DNN
for any DNAI.";
        min-elements 1;
        type string; //dnai is the type but its only a string with desc: DNAI (Data network access
identifier), is this needed as its own typedef or string is ok
    }

    leaf-list pduSessionTypes {
        description "List of PDU session type(s) supported by the UPF for a specific DNN.";
        min-elements 1;
        type PduSessionType;
    }
}

grouping Snssai {
    leaf sst {
        description "Unsigned integer, within the range 0 to 255, representing the Slice/Service Type.

```



```

        It indicates the expected Network Slice behaviour in terms of features and
services.";
    mandatory true;
    type uint32;
}

leaf sd {
    description "3-octet string, representing the Slice Differentiator, in hexadecimal
representation.";
    //optional
    type string {
        pattern '^[A-Fa-f0-9]{6}$';
    }
}

reference "3GPP TS 29.571";
}

typedef PduSessionType {
    type enumeration {
        enum IPV4;
        enum IPV6;
        enum IPV4V6;
        enum UNSTRUCTURED;
        enum ETHERNET;
    }
}

grouping Guami {
    list plmnId {
        description "PLMN Identity.";
        min-elements 1;
        max-elements 1;
        key "mcc mnc";
        uses types3gpp:PLMNId;
    }

    list amfId {
        description "AMF Identity.";
        min-elements 1;
        max-elements 1;
        key "amfRegionId amfSetId amfPointer";
        uses types3gpp:AmfIdentifier;
    }
}

grouping Tai {
    list plmnId {
        description "PLMN Identity.";
        min-elements 1;
        max-elements 1;
        key "mcc mnc";
        uses types3gpp:PLMNId;
    }

    leaf tac { type types3gpp:Tac; }
}

grouping InterfaceUpfInfoItem {
    leaf interfaceType {
        description "User Plane interface type.";
        mandatory true;
        type UPIInterfaceType;
    }

    ///At least one of the addressing parameters (ipv4address, ipv6address or endpointFqdn) shall be
included in the InterfaceUpfInfoItem.
    choice address {
        case ipv4EndpointAddresses {
            leaf-list ipv4EndpointAddresses {
                description "Available endpoint IPv4 address(es) of the User Plane interface.";
                //conditional support
                min-elements 1;
                type inet:ipv4-address;
            }
        }

        case ipv6EndpointAddresses {

```

```

    leaf-list ipv6EndpointAddresses {
      description "Available endpoint IPv6 address(es) of the User Plane interface.";
      //conditional support
      min-elements 1;
      type inet:ipv6-address;
    }
  }

  case endpointFqdn {
    leaf endpointFqdn {
      description "FQDN of available endpoint of the User Plane interface.";
      //conditional support
      type inet:domain-name;
    }
  }
}

leaf networkInstance {
  description "Network Instance associated to the User Plane interface.";
  //optional support
  type string;
}

typedef UPIInterfaceType {
  type enumeration {
    enum N3;
    enum N6;
    enum N9;
  }
}

grouping TaiRange {
  list plmnId {
    description "PLMN ID related to the TacRange.";
    min-elements 1;
    max-elements 1;
    key "mcc mnc";
    uses types3gpp:PLMNId;
  }

  list tacRangeList { //is this key unique
    description "The range of the TACs.";
    min-elements 1;
    key "start end";
    uses TacRange;
  }
}

typedef AccessType {
  type enumeration {
    enum 3GPP_ACCESS;
    enum NON_3GPP_ACCESS;
  }
}

grouping N2InterfaceAmfInfo {
  //At least one of the addressing parameters (ipv4address or ipv6address) shall be included.
  choice address {
    case ipv4EndpointAddress {
      leaf-list ipv4EndpointAddress {
        description "Available AMF endpoint IPv4 address(es) for N2.";
        //conditional support
        min-elements 1;
        type inet:ipv4-address;
      }
    }

    case ipv6EndpointAddress {
      leaf-list ipv6EndpointAddress {
        description "Available AMF endpoint IPv6 address(es) for N2.";
        //conditional support
        min-elements 1;
        type inet:ipv6-address;
      }
    }
  }
}

```

```

    leaf amfName {
      description "AMF name.";
      type string;
    }
  }

  grouping sNssaiSmfInfoItem {
    list sNssai { //is the key unique
      description "Supported S-NSSAI.";
      min-elements 1;
      max-elements 1;
      key "sst sd";
      uses Snssai;
    }

    list dnnSmfInfoList { //is the key unique
      description "List of parameters supported by the SMF per DNN.";
      min-elements 1;
      key dnn;
      uses DnnSmfInfoItem;
    }
  }

  grouping DnnSmfInfoItem {
    leaf dnn {
      description "Supported DNN.";
      mandatory true;
      type string;
    }
  }

  grouping PlmnSnssai {
    list plmnId {
      description "PLMN ID for which list of supported S-NSSAI(s) is provided.";
      min-elements 1;
      max-elements 1;
      key "mcc mnc";
      uses types3gpp:PLMNId;
    }

    list sNssaiList { //is the key unique
      description "The specific list of S-NSSAIs supported by the given PLMN.";
      min-elements 1;
      key "sst sd";
      uses Snssai;
    }
  }
}
<CODE ENDS>

```

## H.5.13 module \_3gpp-5gc-nrm-nfservice.yang

```

<CODE BEGINS>
module _3gpp-5gc-nrm-nfservice {
  yang-version 1.1;

  namespace urn:3gpp:sa5:_3gpp-5gc-nrm-nfservice;
  prefix nfs3gpp;

  import _3gpp-common-yang-types { prefix types3gpp; }
  import ietf-yang-types { prefix yang; }
  import ietf-inet-types { prefix inet; }
  import _3gpp-5g-common-yang-types { prefix types5g3gpp; }

  organization "3gpp SA5";
  contact "https://www.3gpp.org/DynaReport/TSG-WG--S5--officials.htm?Itemid=464";
  description "NF service class.";
  reference "3GPP TS 29.510";

  revision 2020-11-05 { reference CR-0411 ; }
  revision 2019-06-17 { reference "initial revision"; }

  grouping NFServiceGrp {
    description "Represents the NFService IOC";
    leaf serviceInstanceID {
      description
        "Unique ID of the service instance within a given NF Instance.";
    }
  }
}

```

```
    mandatory true;
    type string;
  }

  leaf serviceName {
    description "Name of the service instance (e.g. 'nudm-sdm').";
    mandatory true;
    type ServiceName;
  }

  list versions { //check in review if key is ok (unique)
    description "API versions supported by the NF Service and if available,
      the corresponding retirement date of the NF Service.";
    min-elements 1;
    key "apiVersionInUri apiFullVersion";
    uses NFServiceVersion;
  }

  leaf scheme {
    description "URI scheme (e.g. 'http', 'https').";
    mandatory true;
    type UriScheme;
  }

  leaf nfServiceStatus {
    description "Status of the NF Service Instance.";
    mandatory true;
    type NFServiceStatus;
  }

  leaf fqdn {
    description "FQDN of the NF Service Instance.";
    //optional support
    type inet:domain-name;
  }

  leaf interPlmnFqdn {
    description "If the NF service needs to be discoverable by other NFs in a
      different PLMN, then an FQDN that is used for inter PLMN routing.";
    //optional support
    type inet:domain-name;
  }

  list ipEndPoints {
    description "IP address(es) and port information of the Network Function
      (including IPv4 and/or IPv6 address) where the service is listening
      for incoming service requests.";
    //optional support

    key idx;
    leaf idx {
      type string;
    }
    min-elements 1;
    uses ipEndPoint;
  }

  leaf apiPrefix {
    description "Optional path segment(s) used to construct the {apiRoot}
      variable of the different API URIs.";
    //optional support
    type string;
  }

  list defaultNotificationSubscriptions {
    description "Notification endpoints for different notification types.";
    key notificationType;
    //optional support
    min-elements 1;
    uses types3gpp:DefaultNotificationSubscription;
  }

  list allowedPlmns {
    description "PLMNs allowed to access the service instance.
      The absence of this attribute indicates that any PLMN is allowed to
      access the service instance.";

    min-elements 1;
```

```
//optional support
key "mcc mnc";
uses types3gpp:PLMNId;
}

leaf-list allowedNfTypes {
  description "Type of the NFs allowed to access the service instance.
  The absence of this attribute indicates that any NF type is allowed
  to access the service instance.";

  min-elements 1;
  //optional support
  type types3gpp:NfType;
}

leaf-list allowedNfDomains {
  description "Pattern representing the NF domain names allowed to
  access the service instance.";
  //optional support
  min-elements 1;
  type string;
}

list allowedNssais {
  description "S-NSSAI of the allowed slices to access the service instance.
  The absence of this attribute indicates that any slice is allowed to
  access the service instance.";
  min-elements 1;
  //optional support
  key "sd sst";
  uses types5g3gpp:SNssai; }

leaf priority {
  description "Priority (relative to other services of the same type)
  in the range of 0-65535, to be used for NF Service selection; lower
  values indicate a higher priority.";
  //optional support
  type uint16;
}

leaf capacity {
  description "Static capacity information in the range of 0-65535,
  expressed as a weight relative to other services of the same type.";
  //optional support
  type uint16;
}

leaf load {
  description "Dynamic load information, ranged from 0 to 100,
  indicates the current load percentage of the NF Service.";
  //optional support
  type types3gpp:Load;
}

leaf recoveryTime {
  description "Timestamp when the NF was (re)started.";
  //optional support
  type yang:date-and-time;
}

list chfServiceInfo { //is the key unique
  description "Specific data for a CHF service instance.";
  //optional support
  max-elements 1;
  key "primaryChfServiceInstance secondaryChfServiceInstance";
  uses ChfServiceInfo;
}

leaf supportedFeatures {
  description "Supported Features of the NF Service instance.";
  //optional support
  type SupportedFeatures;
}
}

typedef SupportedFeatures {
  type string {
    pattern '[A-Fa-f0-9]*';
  }
}
```

```
    }
  }

  grouping ipEndPoint {
    choice address {
      leaf ipv4Address {
        type inet:ipv4-address;
      }

      leaf ipv6Address {
        type inet:ipv6-address;
      }

      leaf ipv6Prefix {
        type inet:ipv6-prefix;
      }
    }

    leaf transport {
      type TransportProtocol;
    }

    leaf port {
      type uint16;
    }
  }

  typedef TransportProtocol {
    type enumeration {
      enum TCP;
      enum STCP;
      enum UDP;
    }
  }

  grouping NFServiceVersion {
    leaf apiVersionInUri {
      mandatory true;
      type string;
    }

    leaf apiFullVersion {
      mandatory true;
      type string;
    }

    leaf expiry {
      //optional to support
      type yang:date-and-time;
    }
  }

  typedef ServiceName {
    type enumeration {
      enum NNRF_NFM;
      enum NNRF_DISC;
      enum NUDM_SDM;
      enum NUDM_UECM;
      enum NUDM_UEAU;
      enum NUDM_EE;
      enum NUDM_PP;
      enum NAMF_COMM;
      enum NAMF_EVTS;
      enum NAMF_MT;
      enum NAMF_LOC;
      enum NSMF_PDUSESSION;
      enum NSMF_EVENT-EXPOSURE;
      enum NAUSF_AUTH;
      enum NAUSF_SORPROTECTION;
      enum NNEF_PFDMANAGEMENT;
      enum NPCF_AM-POLICY-CONTROL;
      enum NPCF_SMPOLICYCONTROL;
      enum NPCF_POLICYAUTHORIZATION;
      enum NPCF_BDTPOLICYCONTROL;
      enum NPCF_EVENTEXPOSURE;
      enum NPCF_UE_POLICY_CONTROL;
      enum NSMSF_SMS;
      enum NNSF_NSSELECTION;
    }
  }
```

```

    enum NSSF_NSSAI_AVAILABILITY;
    enum NUDR_DR;
    enum NLMF_LOC;
    enum N5G_EIR_EIC;
    enum NBSF_MANAGEMENT;
    enum NCHF_SPENDINGLIMITCONTROL;
    enum NCHF_CONVERGEDCHARGING;
    enum NNWDAF_EVENTSSUBSCRIPTION;
    enum NNWDAF_ANALYTICSINFO;
  }
}

typedef UriScheme {
  type enumeration {
    enum HTTP;
    enum HTTPS;
  }
}

typedef NFSERVICESTATUS {
  type enumeration {
    enum REGISTERED;
    enum SUSPENDED;
    enum UNDISCOVERABLE;
  }
}

grouping ChfServiceInfo {
  leaf primaryChfServiceInstance {
    description "Shall be present if the CHF service instance serves as a
      secondary CHF instance of another primary CHF service instance.";
    //conditional to support
    type string;
  }

  leaf secondaryChfServiceInstance {
    description "Shall be present if the CHF service instance serves as a
      primary CHF instance of another secondary CHF service instance.";
    //conditional to support
    type string;
  }
}
}
<CODE ENDS>

```

## H.5.14 module \_3gpp-5gc-nrm-ngeirfunction.yang

```

<CODE BEGINS>
module _3gpp-5gc-nrm-ngeirfunction {
  yang-version 1.1;

  namespace urn:3gpp:sa5:_3gpp-5gc-nrm-ngeirfunction;
  prefix ngeir3gpp;

  import _3gpp-common-managed-function { prefix mf3gpp; }
  import _3gpp-common-managed-element { prefix me3gpp; }
  import _3gpp-common-yang-types { prefix types3gpp; }
  import _3gpp-5g-common-yang-types { prefix types5g3gpp; }
  import _3gpp-common-top { prefix top3gpp; }

  organization "3gpp SA5";
  contact "https://www.3gpp.org/DynaReport/TSG-WG--S5--officials.htm?Itemid=464";
  description "This IOC represents the 5G-EIR function in 5GC. For more
    information about the 5G-EIR, see 3GPP TS 23.501.";
  reference "3GPP TS 28.541";

  revision 2020-11-05 { reference CR-0411 ; }
  revision 2019-10-25 { reference "S5-194457 S5-195427 S5-193518"; }
  revision 2019-05-15 {reference "initial revision"; }

  grouping NGEIRFunctionGrp {
    description "Represents the NGEIRFunction IOC";
    uses mf3gpp:ManagedFunctionGrp;

    list pLMNIdList {
      description "List of at most six entries of PLMN Identifiers, but at
        least one (the primary PLMN Id).

```

```

    The PLMN Identifier is composed of a Mobile Country Code (MCC) and
    a Mobile Network Code (MNC).";

    min-elements 1;
    max-elements 6;
    key "mcc mnc";
    uses types3gpp:PLMNid;
}

list sNSSAList {
    description "List of S-NSSAIs the managed object is capable of supporting.
        (Single Network Slice Selection Assistance Information)
        An S-NSSAI has an SST (Slice/Service type) and an optional SD
        (Slice Differentiator) field.";
    //optional support
    reference "3GPP TS 23.003";
    key "sd sst";
    uses types5g3gpp:SNssai;
}

list managedNFProfile {
    key idx;
    min-elements 1;
    max-elements 1;
    uses types3gpp:ManagedNFProfile;
}

list commModelList {
    min-elements 1;
    key "groupId";
    description "Specifies a list of commModel. It can be used by NF and
        NF services to interact with each other in 5G Core network ";
    reference "3GPP TS 23.501";
    uses types5g3gpp:CommModel;
}
}

augment "/me3gpp:ManagedElement" {
    list NGEIRFunction {
        description "5G Core NGEIR Function";
        reference "3GPP TS 28.541";
        key id;
        uses top3gpp:Top_Grp;
        container attributes {
            uses NGEIRFunctionGrp;
        }
        uses mf3gpp:ManagedFunctionContainedClasses;
    }
}
}
}
<CODE ENDS>

```

## H.5.15 module \_3gpp-5gc-nrm-nrffunction.yang

```

<CODE BEGINS>
module _3gpp-5gc-nrm-nrffunction {
    yang-version 1.1;

    namespace urn:3gpp:sa5:_3gpp-5gc-nrm-nrffunction;
    prefix nrf3gpp;

    import _3gpp-common-managed-function { prefix mf3gpp; }
    import _3gpp-common-managed-element { prefix me3gpp; }
    import ietf-inet-types { prefix inet; }
    import _3gpp-common-yang-types { prefix types3gpp; }
    import _3gpp-5gc-nrm-nfprofile { prefix nfp3gpp; }
    import _3gpp-common-top { prefix top3gpp; }
    import _3gpp-5g-common-yang-types { prefix types5g3gpp; }

    organization "3gpp SA5";
    contact "https://www.3gpp.org/DynaReport/TSG-WG--S5--officials.htm?Itemid=464";
    description "This IOC represents the NRF function in 5GC.
        For more information about the NRF, see 3GPP TS 23.501 [2].";
    reference "3GPP TS 28.541";

    revision 2020-11-05 { reference CR-0411 ; }
    revision 2020-08-03 { reference "CR-0321"; }
}

```



```

revision 2019-10-28 { reference S5-193518 ; }
revision 2019-05-15 { reference "initial revision"; }

grouping NRFFunctionGrp {
  description "Represents the NRFFunction IOC";
  uses mf3gpp:ManagedFunctionGrp;

  list pLMNidList {
    description "List of at most six entries of PLMN Identifiers, but at
      least one (the primary PLMN Id).
      The PLMN Identifier is composed of a Mobile Country Code (MCC) and a
      Mobile Network Code (MNC).";

    min-elements 1;
    max-elements 6;
    key "mcc mnc";
    uses types3gpp:PLMNid;
  }

  leaf sBIFQDN {
    description "The FQDN of the registered NF instance in the service-based
      interface.";
    type inet:domain-name;
  }

  leaf-list cNSIIDList {
    description "NSI ID. NSI ID is an identifier for identifying the Core
      Network part of a Network Slice instance when multiple Network Slice
      instances of the same Network Slice are deployed, and there is a need
      to differentiate between them in the 5GC, see clause 3.1 of TS 23.501
      and subclause 6.1.6.2.7 of 3GPP TS 29.531";
    type string;
  }

  list sNSSAIIList {
    description "List of S-NSSAIs the managed object is capable of supporting.
      (Single Network Slice Selection Assistance Information)
      An S-NSSAI has an SST (Slice/Service type) and an optional SD
      (Slice Differentiator) field.";
    //optional support
    reference "3GPP TS 23.003";
    key "sd sst";
    uses types5g3gpp:SNssai;
  }

  list nFProfileList {
    description "Set of NFProfile(s) to be registered in the NRF instance.";
    //optional support
    key nfInstanceID;
    uses nfp3gpp:NFProfileGrp;
  }
}

augment "/me3gpp:ManagedElement" {
  list NRFFunction {
    description "5G Core NRF Function";
    reference "3GPP TS 28.541";
    key id;
    uses top3gpp:Top_Grp;
    container attributes {
      uses NRFFunctionGrp;
    }
    uses mf3gpp:ManagedFunctionContainedClasses;
  }
}
}
<CODE ENDS>

```

## H.5.16 module \_3gpp-5gc-nrm-nssffunction.yang

```

<CODE BEGINS>
module _3gpp-5gc-nrm-nssffunction {
  yang-version 1.1;

  namespace urn:3gpp:sa5:_3gpp-5gc-nrm-nssffunction;
  prefix nssf3gpp;

```

```

import _3gpp-common-managed-function { prefix mf3gpp; }
import _3gpp-common-managed-element { prefix me3gpp; }
import ietf-inet-types { prefix inet; }
import _3gpp-common-yang-types { prefix types3gpp; }
import _3gpp-common-top { prefix top3gpp; }
import _3gpp-5g-common-yang-types { prefix types5g3gpp; }

organization "3gpp SA5";
contact "https://www.3gpp.org/DynaReport/TSG-WG--S5--officials.htm?Itemid=464";
description "This IOC represents the NSSF function in 5GC. For more
information about the NSSF, see 3GPP TS 23.501.";
reference "3GPP TS 28.541";

revision 2020-11-05 { reference CR-0411 ; }
revision 2020-08-03 { reference "CR-0321"; }
revision 2019-10-25 { reference "S5-194457 S5-195427 S5-193518"; }
revision 2019-05-15 { reference "initial revision"; }

grouping NSSFFunctionGrp {
description "Represents the NSSFFunction IOC";
uses mf3gpp:ManagedFunctionGrp;

list pLMNIdList {
description "List of at most six entries of PLMN Identifiers, but at least
one (the primary PLMN Id).
The PLMN Identifier is composed of a Mobile Country Code (MCC) and a
Mobile Network Code (MNC).";

min-elements 1;
max-elements 6;
key "mcc mnc";
uses types3gpp:PLMNId;
}

leaf sBIFQDN {
description "The FQDN of the registered NF instance in the service-based
interface.";
type inet:domain-name;
}

list sNSSAIList {
description "List of S-NSSAIs the managed object is capable of supporting.
(Single Network Slice Selection Assistance Information)
An S-NSSAI has an SST (Slice/Service type) and an optional SD
(Slice Differentiator) field.";

reference "3GPP TS 23.003";
key "sd sst";
uses types5g3gpp:SNssai;
}

leaf-list cNSIIdList {
description "NSI ID. NSI ID is an identifier for identifying the Core
Network part of a Network Slice instance when multiple Network Slice
instances of the same Network Slice are deployed, and there is a need
to differentiate between them in the 5GC, see clause 3.1 of TS 23.501
and subclause 6.1.6.2.7 of 3GPP TS 29.531";
type string;
}

list managedNFProfile {
key idx;
min-elements 1;
max-elements 1;
uses types3gpp:ManagedNFProfile;
}
}

augment "/me3gpp:ManagedElement" {
list NSSFFunction {
description "5G Core NSSF Function";
reference "3GPP TS 28.541";
key id;
uses top3gpp:Top_Grp;
container attributes {
uses NSSFFunctionGrp;
}
}
uses mf3gpp:ManagedFunctionContainedClasses;
}

```

```

    }
  }
}
<CODE ENDS>

```

## H.5.17 module \_3gpp-5gc-nrm-nwdaffunction.yang

```

<CODE BEGINS>
module _3gpp-5gc-nrm-nwdaffunction {
  yang-version 1.1;

  namespace urn:3gpp:sa5:_3gpp-5gc-nrm-nwdaffunction;
  prefix nwdaf3gpp;

  import _3gpp-common-managed-function { prefix mf3gpp; }
  import _3gpp-common-managed-element { prefix me3gpp; }
  import ietf-inet-types { prefix inet; }
  import _3gpp-common-yang-types { prefix types3gpp; }
  import _3gpp-5g-common-yang-types { prefix types5g3gpp; }
  import _3gpp-common-top { prefix top3gpp; }

  organization "3gpp SA5";
  contact "https://www.3gpp.org/DynaReport/TSG-WG--S5--officials.htm?Itemid=464";
  description "This IOC represents the NWDAF function in 5GC. For more
    information about the NWDAF, see 3GPP TS 23.501.";
  reference "3GPP TS 28.541";

  revision 2020-11-05 { reference CR-0411 ; }
  revision 2019-10-25 { reference "S5-194457 S5-195427 S5-193518"; }

  revision 2019-05-15 {reference "initial revision"; }

  grouping NWDAFFunctionGrp {
    description "Represents the NWDAFFunction IOC";
    uses mf3gpp:ManagedFunctionGrp;

    list pLMNidList {
      description "List of at most six entries of PLMN Identifiers, but at
        least one (the primary PLMN Id).
        The PLMN Identifier is composed of a Mobile Country Code (MCC) and a
        Mobile Network Code (MNC).";

      min-elements 1;
      max-elements 6;
      key "mcc mnc";
      uses types3gpp:PLMNid;
    }

    leaf sBIFQDN {
      description "The FQDN of the registered NF instance in the service-based
        interface.";
      type inet:domain-name;
    }

    list sNSSAIIList {
      description "List of S-NSSAIs the managed object is capable of supporting.
        (Single Network Slice Selection Assistance Information)
        An S-NSSAI has an SST (Slice/Service type) and an optional SD
        (Slice Differentiator) field.";

      //optional support
      reference "3GPP TS 23.003";
      key "sd sst";
      uses types5g3gpp:SNssai;
    }

    list managedNFProfile {
      key idx;
      min-elements 1;
      max-elements 1;
      uses types3gpp:ManagedNFProfile;
    }

    list commModelList {
      min-elements 1;
      key "groupId";
      description "Specifies a list of commModel. It can be used by NF and
        NF services to interact with each other in 5G Core network ";
    }
  }
}

```



```

    key "sd sst";
    uses types5g3gpp:SNssai;
  }

  list managedNFProfile {
    key idx;
    min-elements 1;
    max-elements 1;
    uses types3gpp:ManagedNFProfile;
  }
  list commModelList {
    min-elements 1;
    key "groupId";
    description "Specifies a list of commModel. It can be used by NF and
      NF services to interact with each other in 5G Core network ";
    reference "3GPP TS 23.501";
    uses types5g3gpp:CommModel;
  }
  leaf dynamic5QISetRef {
    type types3gpp:DistinguishedName;
    description "DN of the Dynamic5QISet that the PCFFunction supports
      (is associated to).";
  }
  leaf configurable5QISetRef {
    type types3gpp:DistinguishedName;
    description "DN of the Configurable5QISet that the PCFFunction supports
      (is associated to).";
  }
}

augment "/me3gpp:ManagedElement" {
  list PCFFunction {
    description "5G Core PCF Function";
    reference "3GPP TS 28.541";
    key id;
    uses top3gpp:Top_Grp;
    container attributes {
      uses PCFFuntionGrp;
    }
    uses mf3gpp:ManagedFunctionContainedClasses;
  }
}
}
<CODE ENDS>

```

## H.5.19 module \_3gpp-5gc-nrm-seppfunction.yang

```

<CODE BEGINS>
module _3gpp-5gc-nrm-seppfunction {
  yang-version 1.1;

  namespace urn:3gpp:sa5:_3gpp-5gc-nrm-seppfunction;
  prefix sepp3gpp;

  import _3gpp-common-managed-function { prefix mf3gpp; }
  import _3gpp-common-managed-element { prefix me3gpp; }
  import _3gpp-common-yang-types { prefix types3gpp; }
  import _3gpp-common-top { prefix top3gpp; }
  import ietf-inet-types { prefix inet; }

  organization "3gpp SA5";
  description "This IOC represents the SEPP function which support message filtering
    and policing on inter-PLMN control plane interface. For more information about the
    SEPP, see 3GPP TS 23.501.";
  reference "3GPP TS 28.541";

  revision 2020-08-03 { reference "CR-0321"; }
  revision 2019-10-28 { reference S5-193518 ; }

  typedef SEPPType {
    reference "3GPP TS 23501";
    type enumeration {
      enum CSEPP {
        value 0;
        description "consumer SEPP";
      }
    }
  }
}

```

```

    enum PSEPP {
      value 1;
      description "producer SEPP";
    }
  }
}

grouping SEPPFunctionGrp {
  uses mf3gpp:ManagedFunctionGrp;

  container pLMNId {
    description "PLMN Identifiers of the sepp.
      The PLMN Identifier is composed of a Mobile Country Code (MCC) and a Mobile
Network Code (MNC).";
    uses types3gpp:PLMNId;
  }

  leaf sEPPTYPE {
    type sepp3gpp:SEPPType;
  }

  leaf sEPPID {
    type uint16;
  }

  leaf fqdn {
    description "The domain name of the SEPP.";
    type inet:domain-name;
  }
}

augment "/me3gpp:ManagedElement" {
  list SEPPFunction {
    description "5G Core SEPP Function";
    reference "3GPP TS 28.541";
    key id;
    uses top3gpp:Top_Grp;
    container attributes {
      uses SEPPFunctionGrp;
    }
    uses mf3gpp:ManagedFunctionContainedClasses;
  }
}
<CODE ENDS>

```

## H.5.19 module \_3gpp-5gc-nrm-externalseppfunction.yang

```

<CODE BEGINS>
module _3gpp-5gc-nrm-externalseppfunction {
  yang-version 1.1;

  namespace urn:3gpp:sa5:_3gpp-5gc-nrm-externalseppfunction;
  prefix extsepp3gpp;

  import _3gpp-common-managed-function { prefix mf3gpp; }
  import _3gpp-common-managed-element { prefix me3gpp; }
  import _3gpp-common-yang-types { prefix types3gpp; }
  import _3gpp-common-top { prefix top3gpp; }
  import ietf-inet-types { prefix inet; }

  organization "3gpp SA5";
  description "This IOC represents the external SEPP function which support message filtering
    and policing on inter-PLMN control plane interface. For more information about the
SEPP, see 3GPP TS 23.501.";
  reference "3GPP TS 28.541";

  revision 2019-11-17 {
    description "initial revision";
    reference "Based on
      3GPP TS 28.541";
  }

  grouping ExternalSEPPFunctionGrp {
    uses mf3gpp:ManagedFunctionGrp;
  }
}

```

```

    container pLMNId {
      description "PLMN Identifiers of the sepp.
        The PLMN Identifier is composed of a Mobile Country Code (MCC) and a Mobile
Network Code (MNC).";
      uses types3gpp:PLMNId;
    }

    leaf sEPPId {
      type uint16;
    }

    leaf fqdn {
      description "The domain name of the SEPP.";
      type inet:domain-name;
    }
  }

  augment "/me3gpp:ManagedElement" {
    list ExternalSEPPFunction {
      description "5G Core SEPP Function";
      reference "3GPP TS 28.541";
      key id;
      uses top3gpp:Top_Grp;
      container attributes {
        uses ExternalSEPPFunctionGrp;
      }
    }
  }
}
<CODE ENDS>

```

## H.5.20 module \_3gpp-5gc-nrm-smffunction

```

<CODE BEGINS>
module _3gpp-5gc-nrm-smffunction {
  yang-version 1.1;
  namespace urn:3gpp:sa5:_3gpp-5gc-nrm-smffunction;
  prefix smf3gpp;

  import _3gpp-common-managed-function { prefix mf3gpp; }
  import _3gpp-common-managed-element { prefix me3gpp; }
  import _3gpp-common-yang-types { prefix types3gpp; }
  import _3gpp-5g-common-yang-types { prefix types5g3gpp; }
  import ietf-inet-types { prefix inet; }
  import _3gpp-common-top { prefix top3gpp; }

  organization "3gpp SA5";
  contact "https://www.3gpp.org/DynaReport/TSG-WG--S5--officials.htm?Itemid=464";
  description "SMFFunction derived from basic ManagedFunction.";

  revision 2020-11-05 { reference CR-0411 ; }
  revision 2020-08-06 { reference "CR-0333"; }
  revision 2020-06-03 { reference "CR-0286"; }
  revision 2019-10-25 { reference "S5-194457 S5-193518"; }
  revision 2019-05-31 {reference "Ericsson refactoring."; }
  revision 2018-08-07 { reference "Initial revision"; }

  grouping SMFFunctionGrp {
    description "Represents the SMFFuntion IOC";
    uses mf3gpp:ManagedFunctionGrp;

    list pLMNIdList {
      min-elements 1;
      description "A list of PLMN identifiers (Mobile Country Code and Mobile
        Network Code).";
      key "mcc mnc";
      uses types3gpp:PLMNId;
    }

    leaf-list nRTACLList {
      description "List of Tracking Area Codes (legacy TAC or extended TAC)
        where the represented management function is serving.";
      reference "TS 38.413 clause 9.3.3.10";
      min-elements 1;
      config false;
      type types3gpp:Tac;
    }
  }
}

```

```

}

leaf sBIFQDN {
  description "The FQDN of the registered NF instance in the service-based
  interface.";
  type inet:domain-name;
}

list sNSSAIIList {
  description "List of S-NSSAIs the managed object is capable of supporting.
  (Single Network Slice Selection Assistance Information)
  An S-NSSAI has an SST (Slice/Service type) and an optional SD
  (Slice Differentiator) field.";
  reference "3GPP TS 23.003";
  key "sd sst";
  uses types5g3gpp:SNssai;
}

list managedNFProfile {
  key idx;
  min-elements 1;
  max-elements 1;
  uses types3gpp:ManagedNFProfile;
}

list commModelList {
  min-elements 1;
  key "groupId";
  description "Specifies a list of commModel. It can be used by NF and
  NF services to interact with each other in 5G Core network ";
  reference "3GPP TS 23.501";
  uses types5g3gpp:CommModel;
}

leaf configurable5QISetRef {
  type types3gpp:DistinguishedName;
  description "DN of the Configurable5QISet that the SMFFunction supports
  (is associated to).";
}

leaf dynamic5QISetRef {
  type types3gpp:DistinguishedName;
  description "DN of the Dynamic5QISet that the SMFFunction supports
  (is associated to).";
}
}

augment "/me3gpp:ManagedElement" {
  list SMFFunction {
    description "5G Core SMF Function";
    reference "3GPP TS 28.541";
    key id;
    uses top3gpp:Top_Grp;
    container attributes {
      uses SMFFunctionGrp;
    }
    uses mf3gpp:ManagedFunctionContainedClasses;
  }
}
}
<CODE ENDS>

```

## H.5.21 module \_3gpp-5gc-nrm-smsffunction.yang

```

<CODE BEGINS>
module _3gpp-5gc-nrm-smsffunction {
  yang-version 1.1;

  namespace urn:3gpp:sa5:_3gpp-5gc-nrm-smsffunction;
  prefix smsf3gpp;

  import _3gpp-common-managed-function { prefix mf3gpp; }
  import _3gpp-common-managed-element { prefix me3gpp; }
  import _3gpp-common-yang-types { prefix types3gpp; }
  import _3gpp-5g-common-yang-types { prefix types5g3gpp; }
  import _3gpp-common-top { prefix top3gpp; }

```



```

organization "3gpp SA5";
description "This IOC represents the SMSF function defined in 3GPP TS 23.501.";
reference "3GPP TS 28.541";

revision 2019-10-25 { reference "S5-194457 S5-195427 S5-193518"; }

revision 2019-05-15 {
  description "initial revision";
}

grouping SMSFFunctionGrp {
  uses mf3gpp:ManagedFunctionGrp;

  list pLMNIdList {
    description "List of at most six entries of PLMN Identifiers, but at least one (the primary
    PLMN Id).
    The PLMN Identifier is composed of a Mobile Country Code (MCC) and a Mobile
    Network Code (MNC).";

    min-elements 1;
    max-elements 6;
    key "mcc mnc";
    uses types3gpp:PLMNId;
  }

  list managedNFProfile {
    key idx;
    min-elements 1;
    uses types3gpp:ManagedNFProfile;
  }

  list commModelList {
    min-elements 1;
    key "groupId";
    uses types5g3gpp:CommModel;
  }
}

augment "/me3gpp:ManagedElement" {
  list SMSFFunction {
    description "5G Core SMSF Function";
    reference "3GPP TS 28.541";
    key id;
    uses top3gpp:Top_Grp;
    container attributes {
      uses SMSFFunctionGrp;
    }
    uses mf3gpp:ManagedFunctionContainedClasses;
  }
}
}
<CODE ENDS>

```

## H.5.22 module \_3gpp-5gc-nrm-udmfunction.yang

```

<CODE BEGINS>
module _3gpp-5gc-nrm-udmfunction {
  yang-version 1.1;

  namespace urn:3gpp:sa5:_3gpp-5gc-nrm-udmfunction;
  prefix udm3gpp;

  import _3gpp-common-managed-function { prefix mf3gpp; }
  import _3gpp-common-managed-element { prefix me3gpp; }
  import ietf-inet-types { prefix inet; }
  import _3gpp-common-yang-types { prefix types3gpp; }
  import _3gpp-5g-common-yang-types { prefix types5g3gpp; }
  import _3gpp-common-top { prefix top3gpp; }

  organization "3gpp SA5";
  contact "https://www.3gpp.org/DynaReport/TSG-WG--S5--officials.htm?Itemid=464";
  description "This IOC represents the UDM function in 5GC. For more
  information about the UDM, see 3GPP TS 23.501.";
  reference "3GPP TS 28.541";

  revision 2020-11-05 { reference CR-0411 ; }
}

```

```

revision 2019-10-25 { reference "S5-194457 S5-195427 S5-193518"; }
revision 2019-05-22 { reference "initial revision";}

grouping UDMFunctionGrp {
  description "Represents the UDMFunction IOC";
  uses mf3gpp:ManagedFunctionGrp;

  list pLMNIdList {
    description "List of at most six entries of PLMN Identifiers, but at
      least one (the primary PLMN Id).
      The PLMN Identifier is composed of a Mobile Country Code (MCC) and a
      Mobile Network Code (MNC).";

    min-elements 1;
    max-elements 6;
    key "mcc mnc";
    uses types3gpp:PLMNId;
  }

  leaf sBIFQDN {
    description "The FQDN of the registered NF instance in the service-based
      interface.";
    type inet:domain-name;
  }

  list sNSSAIDList {
    description "List of S-NSSAIs the managed object is capable of supporting.
      (Single Network Slice Selection Assistance Information)
      An S-NSSAI has an SST (Slice/Service type) and an optional SD
      (Slice Differentiator) field.";
    //optional support
    reference "3GPP TS 23.003";
    key "sd sst";
    uses types5g3gpp:SNssai;
  }

  list managedNFProfile {
    key idx;
    min-elements 1;
    max-elements 1;
    uses types3gpp:ManagedNFProfile;
  }

  list commModelList {
    min-elements 1;
    key "groupId";
    description "Specifies a list of commModel. It can be used by NF and
      NF services to interact with each other in 5G Core network ";
    reference "3GPP TS 23.501";
    uses types5g3gpp:CommModel;
  }
}

augment "/me3gpp:ManagedElement" {
  list UDMFunction {
    description "5G Core UDM Function";
    reference "3GPP TS 28.541";
    key id;
    uses top3gpp:Top_Grp;
    container attributes {
      uses UDMFunctionGrp;
    }
    uses mf3gpp:ManagedFunctionContainedClasses;
  }
}
}
<CODE ENDS>

```

## H.5.23 module \_3gpp-5gc-nrm-udrfunction.yang

```

<CODE BEGINS>
module _3gpp-5gc-nrm-udrfunction {
  yang-version 1.1;

  namespace urn:3gpp:sa5:_3gpp-5gc-nrm-udrfunction;
  prefix udr3gpp;

```

```

import _3gpp-common-managed-function { prefix mf3gpp; }
import _3gpp-common-managed-element { prefix me3gpp; }
import ietf-inet-types { prefix inet; }
import _3gpp-common-yang-types { prefix types3gpp; }
import _3gpp-common-top { prefix top3gpp; }
import _3gpp-5g-common-yang-types { prefix types5g3gpp; }

organization "3gpp SA5";
contact "https://www.3gpp.org/DynaReport/TSG-WG--S5--officials.htm?Itemid=464";
description "This IOC represents the UDR function in 5G. For more information
  about the UDR, see 3GPP TS 23.501.";
reference "3GPP TS 28.541";

revision 2020-11-05 { reference CR-0411 ; }
revision 2019-10-25 { reference "S5-194457 S5-195427 S5-193518"; }
revision 2019-05-22 { reference "initial revision"; }

grouping UDRFunctionGrp {
  description "Represents the UDRFunction IOC";
  uses mf3gpp:ManagedFunctionGrp;

  list pLMNidList {
    description "List of at most six entries of PLMN Identifiers, but at
      least one (the primary PLMN Id).
      The PLMN Identifier is composed of a Mobile Country Code (MCC) and a
      Mobile Network Code (MNC).";

    min-elements 1;
    max-elements 6;
    key "mcc mnc";
    uses types3gpp:PLMNid;
  }

  leaf sBIFQDN {
    description "The FQDN of the registered NF instance in the service-based
      interface.";
    type inet:domain-name;
  }

  list sNSSAList {
    description "List of S-NSSAIs the managed object is capable of supporting.
      (Single Network Slice Selection Assistance Information)
      An S-NSSAI has an SST (Slice/Service type) and an optional SD
      (Slice Differentiator) field.";

    //optional support
    reference "3GPP TS 23.003";
    key "sd sst";
    uses types5g3gpp:SNssai;
  }

  list managedNFProfile {
    key idx;
    min-elements 1;
    max-elements 1;
    uses types3gpp:ManagedNFProfile;
  }
}

augment "/me3gpp:ManagedElement" {
  list UDRFunction {
    description "5G Core UDR Function";
    reference "3GPP TS 28.541";
    key id;
    uses top3gpp:Top_Grp;
    container attributes {
      uses UDRFunctionGrp;
    }
    uses mf3gpp:ManagedFunctionContainedClasses;
  }
}
}
}
<CODE ENDS>

```

## H.5.24 module \_3gpp-5gc-nrm-udsffunction.yang

```

<CODE BEGINS>
module _3gpp-5gc-nrm-udsffunction {

```

```

yang-version 1.1;

namespace urn:3gpp:sa5:_3gpp-5gc-nrm-udsffunction;
prefix udsf3gpp;

import _3gpp-common-managed-function { prefix mf3gpp; }
import _3gpp-common-managed-element { prefix me3gpp; }
import ietf-inet-types { prefix inet; }
import _3gpp-common-yang-types { prefix types3gpp; }
import _3gpp-common-top { prefix top3gpp; }
import _3gpp-5g-common-yang-types { prefix types5g3gpp; }

organization "3gpp SA5";
contact "https://www.3gpp.org/DynaReport/TSG-WG--S5--officials.htm?Itemid=464";
description "This IOC represents the UDSF function which can be interacted
  with any other 5GC NF defined in 3GPP TS 23.501.";
reference "3GPP TS 28.541";

revision 2020-11-05 { reference CR-0411 ; }
revision 2019-10-25 { reference "S5-194457 S5-195427 S5-193518"; }
revision 2019-05-22 { reference "initial revision"; }

grouping UDSFFuntionGrp {
  description "Represents the UDSFFuntion IOC";
  uses mf3gpp:ManagedFunctionGrp;

  list pLMNidList {
    description "List of at most six entries of PLMN Identifiers, but at
      least one (the primary PLMN Id).
      The PLMN Identifier is composed of a Mobile Country Code (MCC) and a
      Mobile Network Code (MNC).";

    min-elements 1;
    max-elements 6;
    key "mcc mnc";
    uses types3gpp:PLMNid;
  }

  leaf sBIFQDN {
    description "The FQDN of the registered NF instance in the
      service-based interface.";
    type inet:domain-name;
  }

  list sNSSAIList {
    description "List of S-NSSAIs the managed object is capable of supporting.
      (Single Network Slice Selection Assistance Information)
      An S-NSSAI has an SST (Slice/Service type) and an optional SD
      (Slice Differentiator) field.";

    //optional support
    reference "3GPP TS 23.003";
    key "sd sst";
    uses types5g3gpp:SNssai;
  }

  list managedNFProfile {
    key idx;
    min-elements 1;
    max-elements 1;
    description "Managed Network Function profile";
    reference "3GPP TS 23.501";
    uses types3gpp:ManagedNFProfile;
  }
}

augment "/me3gpp:ManagedElement" {
  list UDSFFuntion {
    description "5G Core UDSF Function";
    reference "3GPP TS 28.541";
    key id;
    uses top3gpp:Top_Grp;
    container attributes {
      uses UDSFFuntionGrp;
    }
    uses mf3gpp:ManagedFunctionContainedClasses;
  }
}
}
<CODE ENDS>

```

## H.5.25 module \_3gpp-5gc-nrm-upffunction.yang

```

<CODE BEGINS>
module _3gpp-5gc-nrm-upffunction {
  yang-version 1.1;
  namespace urn:3gpp:sa5:_3gpp-5gc-nrm-upffunction;
  prefix upf3gpp;

  import _3gpp-common-managed-function { prefix mf3gpp; }
  import _3gpp-common-managed-element { prefix me3gpp; }
  import _3gpp-common-yang-types { prefix types3gpp; }
  import _3gpp-5g-common-yang-types { prefix types5g3gpp; }
  import _3gpp-common-top { prefix top3gpp; }

  organization "3GPP SA5";
  contact "https://www.3gpp.org/DynaReport/TSG-WG--S5--officials.htm?Itemid=464";
  description "UPFFunction derived from basic ManagedFunction.";
  reference "3GPP TS 28.541 5G Network Resource Model (NRM)";

  revision 2020-11-05 { reference CR-0411 ; }
  revision 2019-10-25 { reference "S5-194457 S5-193518"; }
  revision 2019-05-31 { reference "Ericsson refactoring."; }
  revision 2018-08-07 { reference "Initial revision"; }

  grouping UPFFunctionGrp {
    description "Represents the UPFFunction IOC";
    uses mf3gpp:ManagedFunctionGrp;

    list pLMNidList {
      description "A list of PLMN identifiers (Mobile Country Code and Mobile
        Network Code).";
      min-elements 1;
      key "mcc mnc";
      uses types3gpp:PLMNid;
    }

    leaf-list nRTACList {
      description "List of Tracking Area Codes (legacy TAC or extended TAC)
        where the represented management function is serving.";
      reference "TS 38.413 clause 9.3.3.10";
      min-elements 1;
      config false;
      type types3gpp:Tac;
    }

    list sNSSAIIList {
      description "List of S-NSSAIs the managed object is capable of supporting.
        (Single Network Slice Selection Assistance Information)
        An S-NSSAI has an SST (Slice/Service type) and an optional SD
        (Slice Differentiator) field.";
      reference "3GPP TS 23.003";
      key "sd sst";
      uses types5g3gpp:SNssai;
    }

    list managedNFProfile {
      key idx;
      min-elements 1;
      max-elements 1;
      reference "3GPP TS 23.003";
      uses types3gpp:ManagedNFProfile;
    }

    leaf-list supportedBMOList {
      type string;
      description "List of supported BMOs (Bridge Managed Objects) required
        for integration with TSN system.";
    }
  }

  augment /me3gpp:ManagedElement {
    list UPFFunction {
      description "5G Core UPF Function";
      reference "3GPP TS 28.541";
      key id;
      uses top3gpp:Top_Grp;
      container attributes {

```

```

        uses UPFFunctionGrp;
    }
    uses mf3gpp:ManagedFunctionContainedClasses;
}
}
}
<CODE ENDS>

```

## H.5.26 module \_3gpp-5gc-nrm-scpfunction.yang

```

<CODE BEGINS>
module _3gpp-5gc-nrm-scpfunction {
    yang-version 1.1;

    namespace urn:3gpp:sa5:_3gpp-5gc-nrm-scpfunction;
    prefix scp3gpp;

    import _3gpp-common-managed-function { prefix mf3gpp; }
    import _3gpp-common-managed-element { prefix me3gpp; }
    import ietf-inet-types { prefix inet; }
    import _3gpp-5g-common-yang-types { prefix types5g3gpp; }
    import _3gpp-common-top { prefix top3gpp; }

    organization "3gpp SA5";
    description "This IOC represents the SCP function in 5GC. For more information about the SCP, see
3GPP TS 23.501.";
    reference "3GPP TS 28.541";

    revision 2019-10-20 {
        description "initial revision";
        reference "Based on
3GPP TS 28.541";
    }

    grouping SCPFunctionGrp {
        uses mf3gpp:ManagedFunctionGrp;

        leaf address {
            description "The host address of the SCP.";
            type inet:host;
        }

        list supportedFuncList {
            min-elements 1;
            key "function";
            uses types5g3gpp:SupportedFunc;
        }
    }

    augment "/me3gpp:ManagedElement" {
        list SCPFunction {
            description "5G Core SCP Function";
            reference "3GPP TS 28.541";
            key id;
            uses top3gpp:Top_Grp;
            container attributes {
                uses SCPFunctionGrp;
            }
        }
    }
}
<CODE ENDS>

```

## H.5.27 module \_3gpp-5gc-nrm-neffunction.yang

```

<CODE BEGINS>
module _3gpp-5gc-nrm-neffunction {
    yang-version 1.1;

    namespace urn:3gpp:sa5:_3gpp-5gc-nrm-neffunction;
    prefix nef3gpp;

    import _3gpp-common-managed-function { prefix mf3gpp; }

```

```

import _3gpp-common-managed-element { prefix me3gpp; }
import ietf-inet-types { prefix inet; }
import _3gpp-common-top { prefix top3gpp; }
import _3gpp-5g-common-yang-types { prefix types5g3gpp; }

organization "3gpp SA5";
contact "https://www.3gpp.org/DynaReport/TSG-WG--S5--officials.htm?Itemid=464";
description "This IOC represents the NEF function in 5GC. For more
  information about the NEF, see 3GPP TS 23.501.";
reference "3GPP TS 28.541";

revision 2020-11-05 { reference CR-0411 ; }
revision 2019-10-20 { reference "initial revision"; }

grouping NEFFunctionGrp {
  description "Represents the NEFFunction IOC";
  uses mf3gpp:ManagedFunctionGrp;

  leaf sBIFQDN {
    description "The FQDN of the registered NF instance in the
      service-based interface.";
    type inet:domain-name;
  }

  list sNSSAIList {
    description "List of S-NSSAIs the managed object is capable of supporting.
      (Single Network Slice Selection Assistance Information)
      An S-NSSAI has an SST (Slice/Service type) and an optional SD
      (Slice Differentiator) field.";
    key "sd sst";
    uses types5g3gpp:SNssai;
  }

  leaf-list capabilityList {
    description "List of supported capabilities of the NEF.";
    reference "3GPP TS 23.003";
    type string;
  }

  leaf isCAPIFSup {
    type boolean;
  }
}

augment "/me3gpp:ManagedElement" {
  list NEFFunction {
    description "5G Core NEF Function";
    reference "3GPP TS 28.541";
    key id;
    uses top3gpp:Top_Grp;
    container attributes {
      uses NEFFunctionGrp;
    }
  }
}
}
}
<CODE ENDS>

```

## H.5.28 module \_3gpp-5gc-nrm-QFQoSMonitoringControl.yang

```

<CODE BEGINS>
module _3gpp-5gc-nrm-QFQoSMonitoringControl {
  yang-version 1.1;

  namespace urn:3gpp:sa5:_3gpp-5gc-nrm-QFQoSMonitoringControl;
  prefix qFQMCtrl3gpp;

  import _3gpp-common-managed-element { prefix me3gpp; }
  import _3gpp-5gc-nrm-smfunction { prefix smf3gpp; }
  import _3gpp-common-top { prefix top3gpp; }
  import _3gpp-5g-common-yang-types { prefix types5g3gpp; }

  organization "3gpp SA5";
  contact "https://www.3gpp.org/DynaReport/TSG-WG--S5--officials.htm?Itemid=464";
  description "This IOC represents the capabilities and properties for control

```

```
of QoS monitoring per QoS flow per UE for URLLC service defined
in 3GPP TS 23.501.";
reference "3GPP TS 28.541";

revision 2020-11-05 { reference CR-0411 ; }
revision 2020-08-03 { reference "CR-0321"; }
revision 2020-04-10 { reference "S5-202101"; }

grouping QFPacketDelayThresholdsTypeGrp {
  description "Represents the QFPacketDelayThresholdsType";
  leaf thresholdDl {
    type uint32;
    units milliseconds;
    description "Downlink threshold";
  }

  leaf thresholdUl {
    type uint32;
    units milliseconds;
    description "Uplink threshold";
  }

  leaf thresholdRtt {
    type uint32;
    units milliseconds;
    description "Round trip threshold";
  }
}

grouping QFQoSMonitoringControlGrp {
  description "Represents the QFQoSMonitoringControl IOC.";
  reference "3GPP TS 28.541";

  leaf qFQoSMonitoringState {
    description "The state of QoS monitoring per QoS flow per UE.";
    mandatory true;
    type enumeration {
      enum ENABLED;
      enum DISABLED;
    }
  }

  list qFMonitoredSNSSAIs {
    description "The S-NSSAIs for which the QoS monitoring per QoS flow
      per UE is to be performed.";
    reference "3GPP TS 23.003";
    key "sd sst";
    uses types5g3gpp:SNssai;
  }

  leaf-list qFMonitored5QIs {
    description "The 5QIs for which the QoS monitoring per QoS flow
      per UE is to be performed.";
    reference "3GPP TS 23.501";
    type uint32 {
      range "0..255";
    }
  }

  leaf isEventTriggeredQFMonitoringSupported {
    description "It indicates whether the event based QoS monitoring
      reporting per QoS flow per UE is supported.";
    mandatory true;
    reference "3GPP TS 29.244";
    type boolean;
  }

  leaf isPeriodicQFMonitoringSupported {
    description "It indicates whether the periodic QoS monitoring reporting
      per QoS flow per UE is supported.";
    mandatory true;
    reference "3GPP TS 29.244";
    type boolean;
  }

  leaf isSessionReleasedQFMonitoringSupported {
    description "It indicates whether the session release based QoS monitoring
```



```

        reporting per QoS flow per UE is supported.";
        mandatory true;
        reference "3GPP TS 29.244";
        type boolean;
    }

    list qFPacketDelayThresholds {
        key "idx";
        min-elements 1;
        max-elements 1;
        description "It specifies the thresholds for reporting the packet delay
            between PSA and UE for QoS monitoring per QoS flow per UE.";

        leaf idx { type uint32 ; }
        uses QFPacketDelayThresholdsTypeGrp;
    }

    leaf qFMinimumWaitTime {
        description "It specifies the minimum waiting time (in seconds) between
            two consecutive reports for event triggered QoS monitoring reporting
            per QoS flow per UE.";
        type uint32;
    }

    leaf qFMeasurementPeriod {
        description "It specifies the period (in seconds) for reporting the
            packet delay for QoS monitoring per QoS flow per UE.";
        type uint32;
    }
}

augment "/me3gpp:ManagedElement/smf3gpp:SMFFunction" {

    list QFQoSMonitoringControl {
        description "Represents the QFQoSMonitoringControl IOC.";
        reference "3GPP TS 28.541";
        key id;
        uses top3gpp:Top_Grp;
        container attributes {
            uses QFQoSMonitoringControlGrp;
        }
    }
}
}
}
}
<CODE ENDS>

```

## H.5.29 module \_3gpp-5gc-nrm-GtpUPathQoSMonitoringControl.yang

```

<CODE BEGINS>
module _3gpp-5gc-nrm-GtpUPathQoSMonitoringControl {
    yang-version 1.1;

    namespace urn:3gpp:sa5:_3gpp-5gc-nrm-GtpUPathQoSMonitoringControl;
    prefix gupqmc3gpp;

    import _3gpp-common-managed-element { prefix me3gpp; }
    import _3gpp-5g-common-yang-types { prefix types5g3gpp; }
    import _3gpp-5gc-nrm-smffunction { prefix smf3gpp; }
    import _3gpp-common-top { prefix top3gpp; }

    organization "3gpp SA5";
    contact "https://www.3gpp.org/DynaReport/TSG-WG--S5--officials.htm?Itemid=464";
    description "This IOC represents the capabilities and properties for control
        of GTP-U path QoS monitoring defined in 3GPP TS 23.501.";
    reference "3GPP TS 28.541";

    revision 2021-01-25 { reference CR-0453; }
    revision 2020-11-05 { reference CR-0411 ; }
    revision 2020-09-30 { reference "CR-0377"; }
    revision 2020-08-03 { reference "CR-0321"; }
    revision 2020-04-10 { reference "S5-202103"; }

    grouping GtpUPathDelayThresholdsType {
        description "Thresholds for reporting the packet delay for GTP-U path QoS
            monitoring ";
    }
}

```

```
reference "3GPP TS 29.244";
leaf n3AveragePacketDelayThreshold {
  mandatory true;
  type uint32;
}
leaf n3MinPacketDelayThreshold {
  mandatory true;
  type uint32;
}
}
leaf n3MaxPacketDelayThreshold {
  mandatory true;
  type uint32;
}
}
leaf n9AveragePacketDelayThreshold {
  mandatory true;
  type uint32;
}
}
leaf n9MinPacketDelayThreshold {
  mandatory true;
  type uint32;
}
}
leaf n9MaxPacketDelayThreshold {
  mandatory true;
  type uint32;
}
}
}
grouping GtpUPathQoSMonitoringControlGrp {
  description "Represents the GtpUPathQoSMonitoringControl IOC.";

  leaf gtpUPathQoSMonitoringState {
    description "The state of GTP-U path QoS monitoring.";
    mandatory true;
    type enumeration {
      enum ENABLED;
      enum DISABLED;
    }
  }
}

list gtpUPathMonitoredSNSSAIs {
  key "sd sst";
  description "The S-NSSAIs for which the the GTP-U path QoS monitoring is
to be performed.";
  reference "3GPP TS 23.003";
  uses types5g3gpp:SNssai;
}

leaf-list monitoredDSCPs {
  description "The DSCPs for which the GTP-U path QoS monitoring is to be
performed.";
  reference "3GPP TS 29.244";
  type uint32;
}

leaf isEventTriggeredGtpUPathMonitoringSupported {
  description "It indicates whether the event triggered GTP-U path QoS
monitoring reporting based on thresholds is supported.";
  mandatory true;
  reference "3GPP TS 29.244";
  type boolean;
}

leaf isPeriodicGtpUMonitoringSupported {
  description "It indicates whether the periodic GTP-U path QoS monitoring
reporting is supported.";
  mandatory true;
  reference "3GPP TS 29.244";
  type boolean;
}

leaf isImmediateGtpUMonitoringSupported {
  description "It indicates whether the immediate GTP-U path QoS monitoring
reporting is supported.";
  mandatory true;
  reference "3GPP TS 29.244";
  type boolean;
}
}
```

```

list gtpUPathDelayThresholds {
  key n3AveragePacketDelayThreshold;
  // if max-elements is increased later, the key may need to be modified
  min-elements 1;
  max-elements 1;
  description "It specifies the thresholds for reporting the packet delay
  for the GTO-U path QoS monitoring.";
  uses GtpUPathDelayThresholdsType;
}

leaf gtpUPathMinimumWaitTime {
  description "It specifies the minimum waiting time (in seconds) between
  two consecutive reports for event triggered GTP-U path QoS monitoring
  reporting.";
  type uint32;
}

leaf gtpUPathMeasurementPeriod {
  description "It specifies the period (in seconds) for reporting the packet
  delay for GTP-U path QoS monitoring.";
  type uint32;
}

augment "/me3gpp:ManagedElement/smf3gpp:SMFFunction" {

  list GtpUPathQoSMonitoringControl {
    description "Specifies the capabilities and properties for control of
    GTP-U path QoS monitoring. For more information about the GTP-U path
    QoS monitoring.";
    reference "3GPP TS 23.501";
    key id;
    uses top3gpp:Top_Grp;
    container attributes {
      uses GtpUPathQoSMonitoringControlGrp;
    }
  }
}
}
<CODE ENDS>

```

## H.5.30 module \_3gpp-5gc-nrm-Configurable5QISet.yang

```

<CODE BEGINS>
module _3gpp-5gc-nrm-configurable5qiset {
  yang-version 1.1;

  namespace urn:3gpp:sa5:_3gpp-5gc-nrm-configurable5qiset;
  prefix Conf5QIs3gpp;

  import _3gpp-common-top { prefix top3gpp; }
  import _3gpp-common-managed-element { prefix me3gpp; }
  import _3gpp-common-subnetwork { prefix subnet3gpp; }

  organization "3gpp SA5";
  contact "https://www.3gpp.org/DynaReport/TSG-WG--S5--officials.htm?Itemid=464";
  description "This IOC represents the configurable 5QIs, including
  their QoS characteristics, that need to be pre-configured
  (and configurable) to the 5G NFs.";
  reference "3GPP TS 28.541";

  revision 2022-04-29 { reference "CR-0730"; }
  revision 2020-08-03 { reference "CR-0321"; }
  revision 2020-06-03 { reference "CR-0286"; }

  grouping PacketErrorRate {
    leaf scalar {
      type uint32 {
        range 0..9 ;
      }
      mandatory true;
      description "The Packet Error Rate of a 5QI expressed as Scalar x 10-k
      where k is the Exponent.";
    }
    leaf exponent {
      type uint32 {

```

```
    range 0..9 ;
  }
  mandatory true;
  description "The Packet Error Rate of a 5QI expressed as Scalar x 10-k,
    where k is the Exponent.";
}
}

grouping FiveQICharacteristics {
  leaf fiveQIValue {
    type uint32 {
      range 0..255 ;
    }
    mandatory true;
    description "Identifies the 5QI value.";
  }

  leaf resourceType {
    type enumeration {
      enum GBR;
      enum NON_GBR;
    }
    mandatory true;
    description "It indicates the Resource Type of a 5QI, as specified
      in TS 23.501 ";
  }

  leaf priorityLevel {
    type uint32 {
      range 0..127 ;
    }
  }

  leaf packetDelayBudget {
    type uint32 {
      range 0..1023 ;
    }
    description "Indicates the Packet Delay Budget (in unit of 0.5ms)of a 5QI,
      as specified in TS 23.501 ";
  }

  list packetErrorRate {
    key "scalar exponent";
    min-elements 0;
    max-elements 1;
    uses PacketErrorRate;
    reference "TS 23.501";
  }

  leaf averagingWindow {
    type uint32 {
      range 0..4095 ;
    }
    units ms;
    reference "TS 23.501";
  }

  leaf maximumDataBurstVolume {
    type uint32{
      range 0..4095 ;
    }
    units byte;
  }
}

grouping Configurable5QISetGrp {
  description "Represents the Configurable5QISet IOC.";
  list configurable5QIs {
    key "fiveQIValue";
    uses FiveQICharacteristics;
  }
}

grouping Configurable5QISetSubtree {
  list Configurable5QISet {
    description "Specifies the non-standardized 5QIs, including their QoS
      characteristics, that need to be pre-configured (and configurable) to
      the 5G NFs, see 3GPP TS 23.501.";
```

```

    key id;
    uses top3gpp:Top_Grp;
    container attributes {
        uses Configurable5QISetGrp;
    }
}
}

augment "/subnet3gpp:SubNetwork" {
    uses Configurable5QISetSubtree;
}

augment "/me3gpp:ManagedElement" {
    uses Configurable5QISetSubtree;
}
}

```

<CODE ENDS>

## H.5.31 module \_3gpp-5gc-nrm-FiveQiDscpMappingSet.yang

<CODE BEGINS>

```

module _3gpp-5gc-nrm-FiveQiDscpMappingSet {
    yang-version 1.1;

    namespace urn:3gpp:sa5:_3gpp-5gc-nrm-FiveQiDscpMappingSet;
    prefix FiveQiDscpMapping3gpp;

    import _3gpp-common-top { prefix top3gpp; }
    import _3gpp-common-managed-element { prefix me3gpp; }
    import _3gpp-5gc-nrm-smfunction { prefix smf3gpp; }

    organization "3gpp SA5";
    contact "https://www.3gpp.org/DynaReport/TSG-WG--S5--officials.htm?Itemid=464";
    description " This IOC represents the set of mapping between 5QIs and DSCP.";
    reference "3GPP TS 28.541";

    revision 2020-08-03 { reference "CR-0321"; }
    revision 2020-05-27 { reference "CR-0287"; }

    grouping FiveQiDscpMapping {
        leaf-list fiveQIValues {
            type uint32 {
                range 0..255 ;
            }
            min-elements 1;
            description " Identifies the 5QI values that are mapped to a same DSCP, as specified in TS
28.541.";
        }

        leaf dscp {
            type uint32 {
                range 0..255 ;
            }
            mandatory true;
        }
    }

    grouping FiveQiDscpMappingSetGrp {
        description "Represents the FiveQiDscpMappingSet IOC.";
        list FiveQiDscpMappingList {
            key "dscp";
            uses FiveQiDscpMapping;
        }
    }

    grouping FiveQiDscpMappingSetSubtree {
        list FiveQiDscpMappingSet {
            description "Specifies the mapping between 5QIs and DSCPs.";
            key id;
            uses top3gpp:Top_Grp;
            container attributes {
                uses FiveQiDscpMappingSetGrp;
            }
        }
    }
}

```

```

augment "/me3gpp:ManagedElement/smf3gpp:SMFFunction" {
  uses FiveQIDscpMappingSetSubtree;
}
}
<CODE ENDS>

```

## H.5.32 module \_3gpp-5gc-nrm-PredefinedPccRuleSet.yang

```

<CODE BEGINS>
module _3gpp-5gc-nrm-predefinedpccruleset {
  yang-version 1.1;

  namespace urn:3gpp:sa5:_3gpp-5gc-nrm-predefinedpccruleset;
  prefix PrePcRul3gpp;

  import _3gpp-common-managed-element { prefix me3gpp; }
  import _3gpp-common-top { prefix top3gpp; }
  import _3gpp-5gc-nrm-smffunction { prefix smf3gpp; }
  import _3gpp-5gc-nrm-pcfunction { prefix pcf3gpp; }
  import ietf-yang-types { prefix yang; }

  organization "3gpp SA5";
  contact "https://www.3gpp.org/DynaReport/TSG-WG--S5--officials.htm?Itemid=464";
  description "This IOC represents the predefined PCC rules, which are
    configured to SMF and referenced by PCF.";
  reference "3GPP TS 28.541";

  revision 2021-01-25 { reference "CR-0453"; }
  revision 2020-09-30 { reference "CR-0377"; }
  revision 2020-08-21 { reference "CR-0330"; }

  grouping TscalInputContainer {
    description "It specifies the transports TSCAI input parameters for TSC
      traffic at the ingress interface of the DS-TT/UE for a PCC rule.";
    reference "3GPP TS 29.512";
    leaf periodicity {
      type uint32;
      description "It identifies the time period between the start of two bursts
        in reference to the TSN GM.";
      reference "3GPPTS 29.571.";
    }
    leaf burstArrivalTime {
      type yang:date-and-time;
      description "It Indicates the arrival time (in date-time format) of the
        data burst in reference to the TSN GM.";
      reference "3GPPTS 29.571.";
    }
  }

  grouping ConditionData {
    description "It specifies the specifies the condition data for a PCC rule.";
    leaf condId {
      type string;
      mandatory true;
      description "It uniquely identifies the condition data.";
    }
    leaf activationTime {
      type yang:date-and-time;
      description " It indicates the time (in date-time format) when the
        decision data shall be activated.";
      reference "3GPPTS 29.512 and TS 29.571.";
    }
    leaf deactivationTime {
      type yang:date-and-time;
      description "It indicates the time (in date-time format) when the decision
        data shall be deactivatedTS 29.512 and TS 29.571.";
    }
    leaf accessType {
      type enumeration {
        enum 3GPP_ACCESS;
        enum NON_3GPP_ACCESS;
      }
      description "It provides the condition of access type of the UE when the
        session AMBR shall be enforced.";
      reference "3GPPTS 29.512.";
    }
    leaf ratType {

```

```

    type enumeration {
      enum NR;
      enum EUTRA;
      enum WLAN;
      enum VIRTUAL;
      enum NBIOT;
      enum WIRELINE;
      enum WIRELINE_CABLE;
      enum WIRELINE_BBF;
      enum LTE-M;
      enum NR_U;
      enum EUTRA_U;
      enum TRUSTED_N3GA;
      enum TRUSTED_WLAN;
      enum UTRA;
      enum GERA;
    }
    description "It provides the condition of RAT type of the UE when the
      session AMBR shall be enforced.";
    reference "3GPPTS 29.512 and TS 29.571.";
  }
}

grouping SteeringMode {
  description "It specifies the traffic distribution rule, see TS 29.512.";
  leaf steerModeValue {
    type enumeration {
      enum ACTIVE_STANDBY;
      enum LOAD_BALANCING;
      enum SMALLEST_DELAY;
      enum PRIORITY_BASED;
    }
    mandatory true;
    description "It indicates the value of the steering mode, see TS 29.512.";
  }
  leaf active {
    type enumeration {
      enum 3GPP_ACCESS;
      enum NON_3GPP_ACCESS;
    }
    description "It indicates the active access, see TS 29.571.";
  }
  leaf standby {
    type enumeration {
      enum 3GPP_ACCESS;
      enum NON_3GPP_ACCESS;
    }
    description "It indicates the Standby access, see TS 29.571.";
  }
  leaf threeGLoad {
    type uint8 {
      range 0..100;
    }
    description "It indicates the traffic load to steer to the 3GPP Access
      expressed in one percent.";
  }
  leaf prioAcc {
    type enumeration {
      enum 3GPP_ACCESS;
      enum NON_3GPP_ACCESS;
    }
    description "It indicates the high priority access.";
    reference "3GPPTS 29.571.";
  }
}

grouping UpPathChgEvent {
  description "It specifies the information about the AF subscriptions of the
    UP path change.";
  reference "TS 29.512";
  leaf notificationUri {
    type string;
    mandatory true;
    description "It provides notification address (Uri) of AF receiving the
      event notification.";
  }
  leaf notifCorreId {
    type string;
  }
}

```

```
    mandatory true;
    description "It is used to set the value of Notification Correlation ID in
    the notification sent by the SMF, see TS 29.512.";
  }
  leaf dnaiChgType {
    type enumeration {
      enum EARLY;
      enum EARLY_LATE;
      enum LATE;
    }
    mandatory true;
    description "It indicates the type of DNAI change, see TS 29.512.";
  }
  leaf afAckInd {
    type boolean;
    default false;
    description "It identifies whether the AF acknowledgement of UP path
    event notification is expected.";
  }
}

grouping RouteInformation {
  description "It specifies the traffic routing information.";
  leaf ipv4Addr {
    type string;
    description "It defines the Ipv4 address of the tunnel end point in the
    data network, formatted in the dotted decimal notation.";
  }
  leaf ipv6Addr {
    type string;
    description "It defines the Ipv6 address of the tunnel end point in
    the data network.";
  }
  leaf portNumber {
    type uint32;
    mandatory true;
    description " It defines the UDP port number of the tunnel end point in
    the data network, see TS 29.571.";
  }
}

grouping RouteToLocation {
  description "It specifies a list of location which the traffic shall be
  routed to for the AF request.";
  leaf dnai {
    type string;
    mandatory true;
    description "It represents the DNAI (Data network access identifier.");
    reference "3GPPTS 23.501.";
  }
  container routeInfo{
    description "It provides the traffic routing information.";
    uses RouteInformation;
  }
  leaf routeProfId {
    type string;
    description "It identifies the routing profile.";
  }
}

grouping RedirectInformaton {
  description "It specifies the redirect information for traffic control in
  the PCC rule.";
  leaf redirectEnabled {
    type boolean;
    mandatory true;
    description "It indicates whether the redirect instruction is enabled.";
  }
  leaf redirectAddressType {
    type enumeration {
      enum IPV4_ADDR;
      enum IPV6_ADDR;
      enum URL;
      enum SIP_URI;
    }
    mandatory true;
    description "It indicates the type of redirect address.";
    reference "3GPPTS 29.512.";
  }
}
```



```
    }
    leaf redirectServerAddress {
      type string;
      mandatory true;
      description "It indicates the address of the redirect server.";
    }
  }
}

grouping TrafficControlDataInformation {
  description "It specifies the traffic control data for a service
  flow of a PCC rule.";
  leaf tcId {
    type string;
    mandatory true;
    description "It univocally identifies the traffic control policy data
    within a PDU session.";
  }
  leaf flowStatus {
    type enumeration {
      enum ENABLED-UPLINK;
      enum ENABLED-DOWNLINK;
      enum ENABLED;
      enum DISABLED;
      enum REMOVED;
    }
    mandatory true;
    description "It represents whether the service data flow(s) are enabled
    or disabled.";
  }
  container redirectInfo {
    description "It contains the redirect information indicating
    whether the detected application traffic should be redirected to another
    controlled address.";
    uses RedirectInformaton;
  }
  container addRedirectInfo {
    description "It contains the additional redirect information indicating
    whether the detected application traffic should be redirected to another
    controlled address.";
    list redirectInfo {
      description "The list of redirect information indicating whether the
      detected application traffic should be redirected to another
      controlled address.";
      key "redirectServerAddress";
      uses RedirectInformaton;
    }
  }
  leaf muteNotif {
    type boolean;
    default false;
    description "It indicates whether applicat'on's start or stop notification
    is to be muted.";
  }
  leaf trafficSteeringPolIdDl {
    type string;
    description "It references to a pre-configured traffic steering policy for
    downlink traffic at the SMF, see TS 29.512.";
  }
  leaf trafficSteeringPolIdUl {
    type string;
    description "It references to a pre-configured traffic steering policy for
    uplink traffic at the SMF, see TS 29.512.";
  }
  container routeToLocs {
    description "It provides a list of location which the traffic shall be
    routed to for the AF request.";
    list routeToLoc {
      description "The list of location which the traffic shall be routed to
      for the AF request.";
      key "dnai";
      uses RouteToLocation;
    }
  }
}
uses UpPathChgEvent;
leaf steerFun {
  type enumeration {
    enum MPTCP;
    enum ATSSS_LL;
  }
}
```

```
    }
    description "It indicates the applicable traffic steering functionality.";
    reference "3GPPTS 29.512.";
  }
  container steerModeDl {
    description "It provides the traffic distribution rule across 3GPP and
      Non-3GPP accesses to apply for downlink traffic.";
    uses SteeringMode;
  }
  container steerModeUl {
    description "It provides the traffic distribution rule across 3GPP and
      Non-3GPP accesses to apply for uplink traffic.";
    uses SteeringMode;
  }
  leaf mulAccCtrl {
    type enumeration {
      enum ALLOWED;
      enum NOT_ALLOWED;
    }
    description "It indicates whether the service data flow, corresponding to
      the service data flow template, is allowed or not allowed.";
  }
}

grouping ARP {
  description "It specifies the allocation and retention priority of a QoS
    control policy.";
  leaf priorityLevel {
    type uint8 {
      range 1..15;
    }
    mandatory true;
    description "It defines the relative importance of a resource request.";
  }
  leaf preemptCap {
    type enumeration {
      enum NOT_PREEMPT;
      enum MAY_PREEMPT;
    }
    mandatory true;
    description "It defines whether a service data flow may get resources that
      were already assigned to another service data flow with a lower priority
      level.";
  }
  leaf preemptVuln {
    type enumeration {
      enum NOT_PREEMPTABLE;
      enum PREEMPTABLE;
    }
    mandatory true;
    description "It defines whether a service data flow may lose the resources
      assigned to it in order to admit a service data flow with higher
      priority level.";
  }
}

grouping QoSDataInformation {
  description "It specifies the QoS control policy data for a service flow
    of a PCC rule.";
  leaf qosId {
    type string;
    mandatory true;
    description "It identifies the QoS control policy data for a PCC rule.";
  }
  leaf fiveQIValue {
    type uint8 {
      range 0..255;
    }
    description "It indicates the 5QI value.";
  }
  leaf maxbrUl {
    type string;
    description "It represents the maximum uplink bandwidth.";
  }
  leaf maxbrDl {
    type string;
    description "It represents the maximum downlink bandwidth.";
  }
}
```

```

leaf gbrUl {
  type string;
  description "It represents the guaranteed uplink bandwidth.";
}
leaf gbrDl {
  type string;
  description "It represents the guaranteed downlink bandwidth.";
}
uses ARP;
leaf qosNotificationControl {
  type boolean;
  default false;
  description "It indicates whether notifications are requested from 3GPP
  NG-RAN when the GFBR can no longer (or again) be guaranteed for a
  QoS Flow during the lifetime of the QoS Flow.";
}
leaf reflectiveQos {
  type boolean;
  default false;
  description "Indicates whether the QoS information is reflective for the
  corresponding non-GBR service data flow";
}
leaf sharingKeyDl {
  type string;
  description "It indicates, by containing the same value, what PCC rules
  may share resource in downlink direction.";
}
leaf sharingKeyUl {
  type string;
  description "It indicates, by containing the same value, what PCC rules
  may share resource in uplink direction.";
}
leaf maxPacketLossRateDl {
  type uint16 {
    range 0..1000;
  }
  description "It indicates the downlink maximum rate for lost packets that
  can be tolerated for the service data flow.";
}
leaf maxPacketLossRateUl {
  type uint16 {
    range 0..1000;
  }
  description "It indicates the uplink maximum rate for lost packets that
  can be tolerated for the service data flow.";
}
leaf extMaxDataBurstVol {
  type uint32 {
    range 4096..2000000;
  }
  description "It denotes the largest amount of data that is required to
  be transferred within a period of 5G-AN PDB, see TS 29.512.";
}
}

grouping EthFlowDescription {
  description "It describes an Ethernet flow.";
  leaf destMacAddr {
    type string;
    mandatory true;
    description "It specifies the destination MAC address formatted in the
    hexadecimal. .";
    reference "clause 1.1 and clause 2.1 of IETF RFC 7042.";
  }
  leaf ethType {
    type string;
    mandatory true;
    description "A two-octet string that represents the Ethertype.";
    reference " IEEE 802.3 and IETF RFC 7042in hexadecimal representation.";
  }
  leaf fDesc {
    type string;
    description "It contains the flow description for the Uplink or Downlink
    IP flow. It shall be present when the ethtype is IP.";
  }
  leaf fDir {
    type enumeration {
      enum DOWNLINK;
    }
  }
}

```

```

    enum UPLINK;
  }
  mandatory true;
  description "It indicates the packet filter direction.";
}
leaf sourceMacAddr {
  type string;
  mandatory true;
  description "It specifies the source MAC address formatted in the
  hexadecimal notation.";
  reference "clause 1.1 and clause 2.1 of IETF RFC 7042";
}
leaf-list vlanTags {
  type string;
  description "It specifies the Customer-VLAN and/or Service-VLAN tags
  containing the VID, PCP/DEI fields as defined in IEEE 802.1Qand
  IETF RFC 7042. The first/lower instance in the array stands for the
  Customer-VLAN tag and the second/higher instance in the array stands
  for the Service-VLAN tag.";
}
leaf srcMacAddrEnd {
  type string;
  description "It specifies the source MAC address end. If this attribute
  is present, the sourceMacAddr attribute specifies the source MAC address
  start. E.g. srcMacAddrEnd with value 00-10-A4-23-3E-FE and sourceMacAddr
  with value 00-10-A4-23-3E-02 means all MAC addresses
  from 00-10-A4-23-3E-02 up to and including 00-10-A4-23-3E-FE.";
}
leaf destMacAddrEnd {
  type string;
  description "It specifies the destination MAC address end. If this
  attribute is present, the destMacAddr attribute specifies the
  destination MAC address start.";
}
}
grouping FlowInformation {
  description "It specifies the flow information of a PCC rule.";
  leaf flowDescription {
    type string;
    mandatory true;
    description "It defines a packet filter for an IP flow.";
  }
  uses EthFlowDescription;
  leaf packFiltId {
    type string;
    mandatory true;
    description "It is the identifier of the packet filter.";
  }
  leaf packetFilterUsage {
    type boolean;
    default false;
    description "It indicates if the packet shall be sent to the UE.";
  }
  leaf tosTrafficClass {
    type string;
    mandatory true;
    description "It contains the Ipv4 Type-of-Service and mask field or the
    Ipv6 Traffic-Class field and mask field.";
  }
  leaf spi {
    type string;
    mandatory true;
    description "It is the security parameter index of the IPSec packet.";
    reference "IETF RFC 4301";
  }
  leaf flowLabel {
    type string;
    description "It specifies the Ipv6 flow label header field.";
  }
  leaf flowDirection {
    type enumeration {
      enum DOWNLINK;
      enum UPLINK;
      enum BIDIRECTIONAL;
      enum UNSPECIFIED;
    }
    mandatory true;
  }
}

```

```
        description "It indicates the direction/directions that a filter is
        applicable.";
    }
}

grouping PccRule {
    description "It specifies the PCC rule, see TS 29.512.";
    leaf pccRuleId {
        type string;
        mandatory true;
        description "It identifies the PCC rule.";
    }
    container flowInfoList {
        description "It is a list of IP flow packet filter information.";
        list flowInfo {
            description "The list of IP flow packet filter information.";
            key "packFiltId";
            uses FlowInformation;
        }
    }
    leaf applicationId {
        type string;
        default false;
        description "A reference to the application detection filter configured
        at the UPF.";
    }
    leaf appDescriptor {
        type string;
        description "It is the ATSSS rule application descriptor.";
    }
    leaf contentVersion {
        type uint8;
        description "Indicates the content version of the PCC rule.";
    }
    leaf precedence {
        type uint8 {
            range 0..255;
        }
        description "It indicates the order in which this PCC rule is applied
        relative to other PCC rules within the same PDU session.";
    }
    leaf afSigProtocol {
        type enumeration {
            enum NO_INFORMATION;
            enum SIP;
        }
        description "Indicates the protocol used for signalling between the UE
        and the AF, the default value is NO_INFORMATION.";
    }
    leaf isAppRelocatable {
        type boolean;
        default false;
        description "It indicates the application relocation possibility, the
        default value is NO_INFORMATION.";
    }
    leaf isUeAddrPreserved {
        type boolean;
        default false;
        description "It Indicates whether UE IP address should be preserved.";
    }
    container qosData {
        description "It contains the QoS control policy data for a PCC rule.";
        list qosDataInfo {
            description "The list of QoS control policy data.";
            key "qosId";
            uses QoSDataInformation;
        }
    }
    container altQoSParams {
        description "It contains the QoS control policy data for the
        Alternative QoS parameter sets of the service data flow.";
        list qosDataInfo {
            description "The list of QoS control policy data.";
            key "qosId";
            uses QoSDataInformation;
        }
    }
}
container trafficControlData {
```

```

    description "It contains the traffic control policy data for a PCC rule.";
    list trafficControlDataInfo {
      description "The list of traffic control policy data.";
      key "tcId";
      uses TrafficControlDataInformation;
    }
  }
  uses ConditionData;
  container tscaiInputUl {
    description "It contains transports TSCAI input parameters for
      TSC traffic at the ingress interface of the DS-TT/UE
      (uplink flow direction).";
    uses TscaiInputContainer;
  }
  container tscaiInputDl {
    description "It contains transports TSCAI input parameters for TSC traffic
      at the ingress of the NW-TT (downlink flow direction).";
    uses TscaiInputContainer;
  }
}

grouping PredefinedPccRuleSetGrp {
  description "Represents the PredefinedPccRuleSet IOC.";
  list PredefinedPccRules {
    description "The list of predefined PCC rules.";
    key "pccRuleId";
    uses PccRule;
  }
}

grouping PredefinedPccRuleSetSubtree {
  description "It specifies the PredefinedPccRuleSet IOC with inherited
    attributes.";
  list PredefinedPccRuleSet {
    description "Specifies the predefined PCC rules.";
    key "id";
    uses top3gpp:Top_Grp;
    container attributes {
      description "It contains the attributes defined specifically in the
        PredefinedPccRuleSet IOC.";
      uses PredefinedPccRuleSetGrp;
    }
  }
}

augment "/me3gpp:ManagedElement/smf3gpp:SMFFunction" {
  description "It specifies the containment relation of PredefinedPccRuleSet
    MOI with SMFFunction MOI.";
  uses PredefinedPccRuleSetSubtree;
}

augment "/me3gpp:ManagedElement/pcf3gpp:PCFFunction" {
  description "It specifies the containment relation of PredefinedPccRuleSet
    MOI with PCFFunction MOI.";
  uses PredefinedPccRuleSetSubtree;
}
}
<CODE ENDS>

```

## H.5.33 module \_3gpp-5gc-nrm-dynamic5QISet.yang

```

<CODE BEGINS>
module _3gpp-5gc-nrm-dynamic5qiset {
  yang-version 1.1;

  namespace urn:3gpp:sa5:_3gpp-5gc-nrm-dynamic5qiset;
  prefix dyn5QIs3gpp;

  import _3gpp-common-top { prefix top3gpp; }
  import _3gpp-common-subnetwork { prefix subnet3gpp; }
  import _3gpp-common-managed-element { prefix me3gpp; }
  import _3gpp-5gc-nrm-configurable5qiset { prefix Conf5QIs3gpp; }

  organization "3gpp SA5";
  contact "https://www.3gpp.org/DynaReport/TSG-WG--S5--officials.htm?Itemid=464";
  description "This IOC represents the dynamic 5QIs including their QoS

```

```
    characteristics.";
    reference "3GPP TS 28.541";

    revision 2020-09-30 { reference "CR-0377"; }
    revision 2020-08-06 { reference "CR-0333"; }

    grouping Dynamic5QISetGrp {
        description "Represents the Dynamic5QISet IOC.";
        list dynamic5QIs {
            key "fiveQIValue";
            description "Represents the Dynamic5QISet IOC.";
            uses Conf5QIs3gpp:FiveQICharacteristics;
        }
    }

    grouping Dynamic5QISetSubtree {
        description "Helps augmenting Dynamic5QISet into multiple places.";
        list Dynamic5QISet {
            description "Specifies the dynamic 5QIs including their QoS
                characteristics, see 3GPP TS 23.501.";
            key "id";
            uses top3gpp:Top_Grp;
            container attributes {
                uses Dynamic5QISetGrp;
            }
        }
    }

    augment "/subnet3gpp:SubNetwork" {
        uses Dynamic5QISetSubtree;
    }

    augment "/me3gpp:ManagedElement" {
        uses Dynamic5QISetSubtree;
    }
}
<CODE ENDS>
```

---

## H.6 Void

---

## H.7 Mount information

If the class ManagedElement and the underlying hierarchy is contained under a SubNetwork all YANG modules containing IOCs that can be contained under the ManagedElement directly or under other IOCs contained by the ManagedElement and the YANG module for ManagedElement itself shall be mounted at the mountpoint "children-of-SubNetwork" in the YANG module \_3gpp-common-subnetwork.

See IETF RFC 8528 [45] that describes the mechanism that adds the schema trees defined by a set of YANG modules onto a mount point defined in the schema tree in another YANG module.

---

# Annex I (normative): XML definitions for network slice

## I.1 General

This annex contains the XML definitions for the network slice NRM, in accordance with network slice NRM Information Model definitions specified in clause 6.

---

## I.2 Architectural features

The overall architectural feature of network slice information model is specified in clause 6, this clause specifies features that are specific to the Schema definitions.

The XML definitions of the present document specify the schema for a configuration content, which can be included in a configuration file for Bulk configuration management operations.

---

## I.3 Mapping

### I.3.1 General mapping

An IOC maps to an XML element of the same name as the IOC's name in the Information Model. An IOC attribute maps to a sub-element of the corresponding IOC's XML element, and the name of this sub-element is the same as the attribute's name in the Information Model.

### I.3.2 Information Object Class (IOC) mapping

The mapping is not present in the current version of the present document.

---

## I.4 Solution Set (SS) definitions

### I.4.1 XML definition structure

The overall description of the file format of configuration data XML files is provided by 3GPP TS 32.616 [33].

This annex defines the NRM-specific XML schema sliceNrm.xsd for the network slice Information Model defined in clause 6.

XML schema sliceNrm.xsd explicitly declares NRM-specific XML element types for the related NRM.

The definition of those NRM-specific XML element types complies with the generic mapping rules defined in 3GPP TS 32.616 [33].

### I.4.2 Graphical representation

The graphical representation is not present in the current version of the present document.



## 1.4.3 XML schema "sliceNrm.xsd"

```

<?xml version="1.0" encoding="UTF-8"?>
<!--
  3GPP TS 28.541 network slice Network Resource Model
  XML schema definition
  sliceNrm.xsd
-->
<schema xmlns="http://www.w3.org/2001/XMLSchema"
  xmlns:xn="http://www.3gpp.org/ftp/specs/archive/28_series/28.623#genericNrm"
  xmlns:sl="http://www.3gpp.org/ftp/specs/archive/28_series/28.541#sliceNrm"
  xmlns:nn="http://www.3gpp.org/ftp/specs/archive/28_series/28.541#nrNrm"
  xmlns:ngc="http://www.3gpp.org/ftp/specs/archive/28_series/28.541#ngcNrm"
  xmlns:en="http://www.3gpp.org/ftp/specs/archive/28_series/28.659#eutranNrm"
  xmlns:sm="http://www.3gpp.org/ftp/specs/archive/28_series/28.626#stateManagementIRP"
  targetNamespace="http://www.3gpp.org/ftp/specs/archive/28_series/28.541#sliceNrm"
  elementFormDefault="qualified">
  <import namespace="http://www.3gpp.org/ftp/specs/archive/28_series/28.623#genericNrm"/>
  <import namespace="http://www.3gpp.org/ftp/specs/archive/28_series/28.541#nrNrm"/>
  <import namespace="http://www.3gpp.org/ftp/specs/archive/28_series/28.541#ngcNrm"/>
  <import namespace="http://www.3gpp.org/ftp/specs/archive/28_series/28.659#eutranNrm"/>
  <import namespace="http://www.3gpp.org/ftp/specs/archive/28_series/28.626#stateManagementIRP"/>

  <simpleType name="MobilityLevel">
    <restriction base="string">
      <enumeration value="STATIONARY"/>
      <enumeration value="NOMADIC"/>
      <enumeration value="RESTRICTED MOBILITY"/>
      <enumeration value="FULLY MOBILITY"/>
    </restriction>
  </simpleType>
  <simpleType name="SharingLevel">
    <restriction base="string">
      <enumeration value="SHARED"/>
      <enumeration value="NON-SHARED"/>
    </restriction>
  </simpleType>
  <simpleType name="Category">
    <restriction base="string">
      <enumeration value="character"/>
      <enumeration value="scalability"/>
    </restriction>
  </simpleType>

  <simpleType name="Tagging">
    <restriction base="string">
      <enumeration value="performance"/>
      <enumeration value="function"/>
      <enumeration value="operation"/>
    </restriction>
  </simpleType>

  <simpleType name="Exposure">
    <restriction base="string">
      <enumeration value="API"/>
      <enumeration value="KPI"/>
    </restriction>
  </simpleType>

  <complexType name="ServAttrCom">
    <sequence>
      <element name="category" type="sl:Category"/>
      <element name="tagging" type="sl:Tagging" minOccurs="0" maxOccurs="3"/>
      <element name="exposure" type="sl:Exposure" minOccurs="0"/>
    </sequence>
  </complexType >

  <simpleType name="DelayToleranceSupport">
    <restriction base="string">
      <enumeration value="NOT SUPPORTED"/>
      <enumeration value="SUPPORTED"/>
    </restriction>
  </simpleType>

  <simpleType name="DeterministicCommAvailability">
    <restriction base="string">
      <enumeration value="NOT SUPPORTED"/>

```

```

    <enumeration value="SUPPORTED" />
  </restriction>
</simpleType>

<simpleType name="UserMgmtOpenSupport">
  <restriction base="string">
    <enumeration value="NOT SUPPORTED" />
    <enumeration value="SUPPORTED" />
  </restriction>
</simpleType>

<simpleType name="V2XCommModelsV2XMode">
  <restriction base="string">
    <enumeration value="NOT SUPPORTED" />
    <enumeration value="SUPPORTED BY NR" />
  </restriction>
</simpleType>

<complexType name="DelayTolerance">
  <sequence>
    <element name="servAttrCom" type="sl:ServAttrCom" />
    <element name="support" type="sl:DelayToleranceSupport" />
  </sequence>
</complexType>

<complexType name="DeterministicComm">
  <sequence>
    <element name="servAttrCom" type="sl:ServAttrCom" />
    <element name="availability" type="sl:DeterministicCommAvailability" />
    <element name="periodicityList" type="string" />
  </sequence>
</complexType>

<complexType name="DLThpt">
  <sequence>
    <element name="servAttrCom" type="sl:ServAttrCom" />
    <element name="guaThpt" type="float" />
    <element name="maxThpt" type="float" />
  </sequence>
</complexType>

<complexType name="ULThpt">
  <sequence>
    <element name="servAttrCom" type="sl:ServAttrCom" />
    <element name="guaThpt" type="float" minOccurs="0" />
    <element name="maxThpt" type="float" minOccurs="0" />
  </sequence>
</complexType>

<complexType name="MaxPktSize">
  <sequence>
    <element name="servAttrCom" type="sl:ServAttrCom" />
    <element name="maxsize" type="integer" />
  </sequence>
</complexType>

<complexType name="KPIMonitoring">
  <sequence>
    <element name="servAttrCom" type="sl:ServAttrCom" />
    <element name="kPIList" type="string" />
  </sequence>
</complexType>

<complexType name="UserMgmtOpen">
  <sequence>
    <element name="servAttrCom" type="sl:ServAttrCom" />
    <element name="support" type="sl:UserMgmtOpenSupport" />
  </sequence>
</complexType>

<complexType name="V2XCommMode">
  <sequence>
    <element name="servAttrCom" type="sl:ServAttrCom" />
    <element name="v2XMode" type="sl:V2XCommModelsV2XMode" />
  </sequence>
</complexType>

```

```

<complexType name="TermDensity">
  <sequence>
    <choice minOccurs="1" maxOccurs="1">
      <element name="servAttrCom" type="sl:ServAttrCom"/>
      <element name="density" type="integer"/>
    </choice>
  </sequence>
</complexType>

<complexType name="ServiceProfile">
  <sequence>
    <element name="serviceProfileId" type="string"/>
    <element name="sNSSAIIList" type="ngc:SnssaiList"/>
    <element name="pLMNIdList" type="en:PLMNIdList"/>
    <element name="maxNumberOfUEs" type="long" minOccurs="0"/>
    <element name="latency" type="integer" minOccurs="0"/>
    <element name="uEMobilityLevel" type="integer" minOccurs="0"/>
    <element name="resourceSharingLevel" type="integer" minOccurs="0"/>
    <element name="sst" type="ngc:Sst"/>
    <element name="availability" type="float" minOccurs="0"/>
    <element name="delayTolerance" type="sl:DelayTolerance" minOccurs="0"/>
    <element name="deterministicComm" type="sl:DeterministicComm" minOccurs="0"/>
    <element name="dLThptPerSlice" type="sl:DLThpt" minOccurs="0"/>
    <element name="dLThptPerUE" type="sl:DLThpt" minOccurs="0"/>
    <element name="uLThptPerSlice" type="sl:ULThpt" minOccurs="0"/>
    <element name="uLThptPerUE" type="sl:ULThpt" minOccurs="0"/>
    <element name="maxPktSize" type="sl:MaxPktSize" minOccurs="0"/>
    <element name="maxNumberOfConns" type="sl:MaxNumberOfConns" minOccurs="0"/>
    <element name="kPIMonitoring" type="sl:KPIMonitoring" minOccurs="0"/>
    <element name="userMgmtOpen" type="sl:UserMgmtOpen" minOccurs="0"/>
    <element name="v2XCommModels" type="sl:V2XCommMode" minOccurs="0"/>
    <element name="coverageArea" type="string" minOccurs="0"/>
    <element name="termDensity" type="sl:TermDensity" minOccurs="0"/>
    <element name="activityFactor" type="float" minOccurs="0"/>
    <element name="uESpeed" type="integer" minOccurs="0"/>
    <element name="jitter" type="integer" minOccurs="0"/>
    <element name="survivalTime" type="string" minOccurs="0"/>
    <element name="reliability" type="string" minOccurs="0"/>
  </sequence>
</complexType>
<complexType name="ServiceProfileList">
  <sequence>
    <element name="serviceProfile" type="sl:ServiceProfile"/>
  </sequence>
</complexType>

<complexType name="SliceProfile">
  <sequence>
    <element name="sliceProfileId" type="string"/>
    <element name="sNSSAIIList" type="ngc:SnssaiList"/>
    <element name="pLMNIdList" type="en:PLMNIdList"/>
    <element name="perfReq" type="sl:PerfReq"/>
    <element name="maxNumberOfUEs" type="long" minOccurs="0"/>
    <element name="coverageAreaTAList" type="ngc:NrTACList" minOccurs="0"/>
    <element name="latency" type="integer" minOccurs="0"/>
    <element name="uEMobilityLevel" type="sl:MobilityLevel" minOccurs="0"/>
    <element name="resourceSharingLevel" type="integer" minOccurs="0"/>
  </sequence>
</complexType>
<complexType name="SliceProfileList">
  <sequence>
    <element name="sliceProfile" type="sl:SliceProfile"/>
  </sequence>
</complexType>
<complexType name="NsInfo">
  <!-- Refer to definitions in subclause 8.3.3.2.2 of ETSI NFV IFA013 -->
  <sequence>
    <element name="nsInstanceId" type="string"/>
    <element name="nsName" type="string"/>
    <element name="description" type="string"/>
  </sequence>
</complexType>

<element name="NetworkSlice" substitutionGroup="xn:SubNetworkOptionallyContainedNrmClass">
  <complexType>
    <complexContent>
      <extension base="xn:NrmClass">

```

```

    <sequence>
      <element name="attributes">
        <complexType>
          <all>
            <!-- Inherited attributes from SubNetwork -->
            <element name="dnPrefix" type="string" minOccurs="0"/>
            <element name="userLabel" type="string"/>
            <element name="userDefinedNetworkType" type="string"/>
            <element name="setOfMcc" type="string" minOccurs="0"/>
            <element name="measurements" type="xn:MeasurementTypesAndGPsList" minOccurs="0"/>
            <!-- End of inherited attributes from SubNetwork -->

            <element name="operationalState" type="sm:operationalStateType"/>
            <element name="administrativeState" type="sm:administrativeStateType"/>
            <element name="serviceProfileList" type="sl:ServiceProfileList"/>
          </all>
        </complexType>
      </element>
      <choice minOccurs="0" maxOccurs="unbounded">
        <element ref="xn:MeasurementControl"/>
      </choice>
    </sequence>
  </extension>
</complexContent>
</complexType>
</element>
<element name="NetworkSliceSubnet" substitutionGroup="xn:SubNetworkOptionallyContainedNrmClass">
  <complexType>
    <complexContent>
      <extension base="xn:NrmClass">
        <sequence>
          <element name="attributes">
            <complexType>
              <all>
                <!-- Inherited attributes from SubNetwork -->
                <element name="dnPrefix" type="string" minOccurs="0"/>
                <element name="userLabel" type="string"/>
                <element name="userDefinedNetworkType" type="string"/>
                <element name="setOfMcc" type="string" minOccurs="0"/>
                <element name="measurements" type="xn:MeasurementTypesAndGPsList" minOccurs="0"/>
                <!-- End of inherited attributes from SubNetwork -->

                <element name="operationalState" type="sm:operationalStateType"/>
                <element name="administrativeState" type="sm:administrativeStateType"/>
                <element name="nsInfo" type="sl:NsInfo" minOccurs="0"/>
                <element name="sliceProfileList" type="sl:SliceProfileList"/>
                <element name="managedFunctionRef" type="xn:dnlist"/>
                <element name="networkSliceSubnetRef" type="xn:dnlist"/>
              </all>
            </complexType>
          </element>
          <choice minOccurs="0" maxOccurs="unbounded">
            <element ref="xn:MeasurementControl"/>
          </choice>
        </sequence>
      </extension>
    </complexContent>
  </complexType>
</element>
</schema>

```

---

# Annex J (normative): OpenAPI definition of the Slice NRM

## J.1 General

This annex contains the OpenAPI definition of the Slice NRM in YAML format.

The Information Service (IS) of the NR NRM is defined in clause 6.

Mapping rules to produce the OpenAPI definition based on the IS are defined in 3GPP TS 32.160 [47].

---

## J.2 Void

---

## J.3 Void

---

## J.4 Solution Set (SS) definitions

### J.4.1 Void

### J.4.2 Void

### J.4.3 OpenAPI document "TS28541\_SliceNrm.yaml"

```
openapi: 3.0.1
info:
  title: Slice NRM
  version: 16.16.0
  description: >-
    OAS 3.0.1 specification of the Slice NRM
    @ 2023, 3GPP Organizational Partners (ARIB, ATIS, CCSA, ETSI, TSDSI, TTA, TTC).
    All rights reserved.
externalDocs:
  description: 3GPP TS 28.541; 5G NRM, Slice NRM
  url: http://www.3gpp.org/ftp/Specs/archive/28_series/28.541/
paths: {}
components:
  schemas:

#----- Type definitions -----

Float:
  type: number
  format: float
MobilityLevel:
  type: string
  enum:
    - STATIONARY
    - NOMADIC
    - RESTRICTED_MOBILITY
    - FULL_MOBILITY
SharingLevel:
  type: string
  enum:
    - SHARED
```

```

- NON_SHARED
NetworkSliceSharingIndicator:
  type: string
  enum:
    - SHARED
    - NON_SHARED
PerfReqEmbb:
  type: object
  properties:
    expDataRateDL:
      type: number
    expDataRateUL:
      type: number
    areaTrafficCapDL:
      type: number
    areaTrafficCapUL:
      type: number
    userDensity:
      type: number
    activityFactor:
      type: number
PerfReqEmbbList:
  type: array
  items:
    $ref: '#/components/schemas/PerfReqEmbb'
PerfReqUrllc:
  type: object
  properties:
    cSAvailabilityTarget:
      type: number
    cSReliabilityMeanTime:
      type: string
    expDataRate:
      type: number
    msgSizeByte:
      type: string
    transferIntervalTarget:
      type: string
    survivalTime:
      type: string
PerfReqUrllcList:
  type: array
  items:
    $ref: '#/components/schemas/PerfReqUrllc'
PerfReq:
  oneOf:
    - $ref: '#/components/schemas/PerfReqEmbbList'
    - $ref: '#/components/schemas/PerfReqUrllcList'
Category:
  type: string
  enum:
    - CHARACTER
    - SCALABILITY
Tagging:
  type: array
  items:
    type: string
    enum:
      - PERFORMANCE
      - FUNCTION
      - OPERATION

Exposure:
  type: string
  enum:
    - API
    - KPI
ServAttrCom:
  type: object
  properties:
    category:
      $ref: '#/components/schemas/Category'
    tagging:
      $ref: '#/components/schemas/Tagging'
    exposure:
      $ref: '#/components/schemas/Exposure'
Support:

```

```
    type: string
    enum:
      - NOT_SUPPORTED
      - SUPPORTED
  DelayTolerance:
    type: object
    properties:
      servAttrCom:
        $ref: '#/components/schemas/ServAttrCom'
      support:
        $ref: '#/components/schemas/Support'
  DeterministicComm:
    type: object
    properties:
      servAttrCom:
        $ref: '#/components/schemas/ServAttrCom'
      availability:
        $ref: '#/components/schemas/Support'
      periodicityList:
        type: array
        items:
          type: integer
  DLThptPerSlice:
    type: object
    properties:
      servAttrCom:
        $ref: '#/components/schemas/ServAttrCom'
      guaThpt:
        $ref: '#/components/schemas/Float'
      maxThpt:
        $ref: '#/components/schemas/Float'
  DLThptPerUE:
    type: object
    properties:
      servAttrCom:
        $ref: '#/components/schemas/ServAttrCom'
      guaThpt:
        $ref: '#/components/schemas/Float'
      maxThpt:
        $ref: '#/components/schemas/Float'
  ULThptPerSlice:
    type: object
    properties:
      servAttrCom:
        $ref: '#/components/schemas/ServAttrCom'
      guaThpt:
        $ref: '#/components/schemas/Float'
      maxThpt:
        $ref: '#/components/schemas/Float'
  ULThptPerUE:
    type: object
    properties:
      servAttrCom:
        $ref: '#/components/schemas/ServAttrCom'
      guaThpt:
        $ref: '#/components/schemas/Float'
      maxThpt:
        $ref: '#/components/schemas/Float'
  MaxPktSize:
    type: object
    properties:
      servAttrCom:
        $ref: '#/components/schemas/ServAttrCom'
      maxsize:
        type: integer
  MaxNumberOfConns:
    type: object
    properties:
      servAttrCom:
        $ref: '#/components/schemas/ServAttrCom'
      nOfConn:
        type: integer
  KPIMonitoring:
    type: object
    properties:
      servAttrCom:
        $ref: '#/components/schemas/ServAttrCom'
      kPIList:
```

```

    type: array
    items:
      type: string
  UserMgmtOpen:
    type: object
    properties:
      servAttrCom:
        $ref: '#/components/schemas/ServAttrCom'
      support:
        $ref: '#/components/schemas/Support'
  V2XCommMode:
    type: object
    properties:
      servAttrCom:
        $ref: '#/components/schemas/ServAttrCom'
      v2XMode:
        $ref: '#/components/schemas/Support'
  TermDensity:
    type: object
    properties:
      servAttrCom:
        $ref: '#/components/schemas/ServAttrCom'
      density:
        type: integer
  NsInfo:
    type: object
    properties:
      nsInstanceId:
        type: string
      nsName:
        type: string
  ServiceProfile:
    type: object
    properties:
      serviceProfileId:
        type: string
      plmnInfoList:
        $ref: 'TS28541_NrNrm.yaml#/components/schemas/PlmnInfoList'
      maxNumberOfUEs:
        type: number
      latency:
        type: number
      uEMobilityLevel:
        $ref: '#/components/schemas/MobilityLevel'
      sst:
        $ref: 'TS28541_NrNrm.yaml#/components/schemas/Sst'
      networkSliceSharingIndicator:
        $ref: '#/components/schemas/NetworkSliceSharingIndicator'
      availability:
        type: number
      delayTolerance:
        $ref: '#/components/schemas/DelayTolerance'
      deterministicComm:
        $ref: '#/components/schemas/DeterministicComm'
      dLThptPerSlice:
        $ref: '#/components/schemas/DLThptPerSlice'
      dLThptPerUE:
        $ref: '#/components/schemas/DLThptPerUE'
      uLThptPerSlice:
        $ref: '#/components/schemas/ULThptPerSlice'
      uLThptPerUE:
        $ref: '#/components/schemas/ULThptPerUE'
      maxPktSize:
        $ref: '#/components/schemas/MaxPktSize'
      maxNumberOfConns:
        $ref: '#/components/schemas/MaxNumberOfConns'
      kPIMonitoring:
        $ref: '#/components/schemas/KPIMonitoring'
      userMgmtOpen:
        $ref: '#/components/schemas/UserMgmtOpen'
      v2XCommMode:
        $ref: '#/components/schemas/V2XCommMode'
      coverageArea:
        type: array
        items:
          type: string
      termDensity:
        $ref: '#/components/schemas/TermDensity'

```



```

    activityFactor:
      $ref: '#/components/schemas/Float'
    uESpeed:
      type: integer
    jitter:
      type: integer
    survivalTime:
      type: string
    reliability:
      type: string
  SliceProfile:
    type: object
    properties:
      sliceProfileId:
        type: string

    plmnInfoList:
      $ref: 'TS28541_NrNrm.yaml#/components/schemas/PlmnInfoList'
    perfReq:
      $ref: '#/components/schemas/PerfReq'
    maxNumberOfUEs:
      type: number
    coverageAreaTAList:
      type: array
      items:
        $ref: 'TS28623_GenericNrm.yaml#/components/schemas/Tai'
    latency:
      type: number
    uEMobilityLevel:
      $ref: '#/components/schemas/MobilityLevel'
    resourceSharingLevel:
      $ref: '#/components/schemas/SharingLevel'

  IPAddress:
    oneOf:
      - $ref: 'TS28623_ComDefs.yaml#/components/schemas/Ipv4Addr'
      - $ref: 'TS28623_ComDefs.yaml#/components/schemas/Ipv6Addr'
  ServiceProfileList:
    type: array
    items:
      $ref: '#/components/schemas/ServiceProfile'

  SliceProfileList:
    type: array
    items:
      $ref: '#/components/schemas/SliceProfile'

#----- Definition of concrete IOCs -----

  MnS:
    oneOf:
      - type: object
        properties:
          SubNetwork:
            $ref: '#/components/schemas/SubNetwork-Multiple'
      # - type: object
      #   properties:
      #     ManagedElement:
      #       $ref: '#/components/schemas/ManagedElement-Multiple'

  SubNetwork-Single:
    allOf:
      - $ref: 'TS28623_GenericNrm.yaml#/components/schemas/Top'
      - type: object
        properties:
          attributes:
            allOf:
              - $ref: 'TS28623_GenericNrm.yaml#/components/schemas/SubNetwork-Attr'
      - $ref: 'TS28623_GenericNrm.yaml#/components/schemas/SubNetwork-nc0'
      - type: object
        properties:
          SubNetwork:
            $ref: '#/components/schemas/SubNetwork-Multiple'
          NetworkSlice:
            $ref: '#/components/schemas/NetworkSlice-Multiple'
          NetworkSlicesSubnet:
            $ref: '#/components/schemas/NetworkSliceSubnet-Multiple'
          EP_Transport:

```

```

    $ref: '#/components/schemas/EP_Transport-Multiple'

NetworkSlice-Single:
  allOf:
    - $ref: 'TS28623_GenericNrm.yaml#/components/schemas/Top'
    - type: object
      properties:
        attributes:
          allOf:
            - type: object
              properties:
                networkSliceSubnetRef:
                  $ref: 'TS28623_ComDefs.yaml#/components/schemas/Dn'
                operationalState:
                  $ref: 'TS28623_ComDefs.yaml#/components/schemas/OperationalState'
                administrativeState:
                  $ref: 'TS28623_ComDefs.yaml#/components/schemas/AdministrativeState'
                serviceProfileList:
                  $ref: '#/components/schemas/ServiceProfileList'

NetworkSliceSubnet-Single:
  allOf:
    - $ref: 'TS28623_GenericNrm.yaml#/components/schemas/Top'
    - type: object
      properties:
        attributes:
          allOf:
            - type: object
              properties:
                managedFunctionRefList:
                  $ref: 'TS28623_ComDefs.yaml#/components/schemas/DnList'
                networkSliceSubnetRefList:
                  $ref: 'TS28623_ComDefs.yaml#/components/schemas/DnList'
                operationalState:
                  $ref: 'TS28623_ComDefs.yaml#/components/schemas/OperationalState'
                administrativeState:
                  $ref: 'TS28623_ComDefs.yaml#/components/schemas/AdministrativeState'
                nsInfo:
                  $ref: '#/components/schemas/NsInfo'
                sliceProfileList:
                  $ref: '#/components/schemas/SliceProfileList'
                epTransportRefList:
                  $ref: 'TS28623_ComDefs.yaml#/components/schemas/DnList'
                priorityLabel:
                  type: integer

EP_Transport-Single:
  allOf:
    - $ref: 'TS28623_GenericNrm.yaml#/components/schemas/Top'
    - type: object
      properties:
        attributes:
          type: object
          properties:
            ipAddress:
              $ref: '#/components/schemas/IpAddress'
            logicInterfaceId:
              type: string
            nextHopInfo:
              type: string
            qosProfile:
              type: string
            epApplicationRefs:
              $ref: 'TS28623_ComDefs.yaml#/components/schemas/DnList'

#----- Definition of JSON arrays for name-contained IOCs -----
SubNetwork-Multiple:
  type: array
  items:
    $ref: '#/components/schemas/SubNetwork-Single'

NetworkSlice-Multiple:
  type: array
  items:
    $ref: '#/components/schemas/NetworkSlice-Single'

NetworkSliceSubnet-Multiple:
  type: array
  items:
    $ref: '#/components/schemas/NetworkSliceSubnet-Single'

```

```
EP_Transport-Multiple:
  type: array
  items:
    $ref: '#/components/schemas/EP_Transport-Single'
```

#----- Definitions in TS 28.541 for TS 28.532 -----

```
resources-sliceNrm:
  oneOf:
    - $ref: '#/components/schemas/MnS'

    - $ref: '#/components/schemas/SubNetwork-Single'
    - $ref: '#/components/schemas/NetworkSlice-Single'
    - $ref: '#/components/schemas/NetworkSliceSubnet-Single'
    - $ref: '#/components/schemas/EP_Transport-Single'
```

## Annex K (normative):

Void

# Annex L (normative): Relation of GSMA GST, ServiceProfile and SliceProfile

## L.1 General

This annex describes the relation between GSMA GST[50] and information model ServiceProfile and SliceProfile.

## L.2 GSMA GST, ServiceProfile and sliceProfile

The GSMA GST is used as the SLA information for the communication between the NSC (e.g. vertical industry) and the NSP. The SLA requirements can be fulfilled from management aspect and control aspect in a coordinated way. The SLS includes ServiceProfile information model.

As shown in figure L.2.1, the GST [50] is translated and used as input to NRM ServiceProfile, the ServiceProfile can be translated to corresponding requirements for dedicated domains. For example, 5GC SliceProfile is used to carry 5GC domain requirements, NG-RAN SliceProfile is used to carry NG-RAN domain requirements, and TN requirements are translated and provide to TN domain. Some of the information in 5GC SliceProfile and NG-RAN SliceProfile translated to configurable parameters of network function for the control plane SLA support purpose.

NOTE: how to do the translation is out of the scope of the present document.

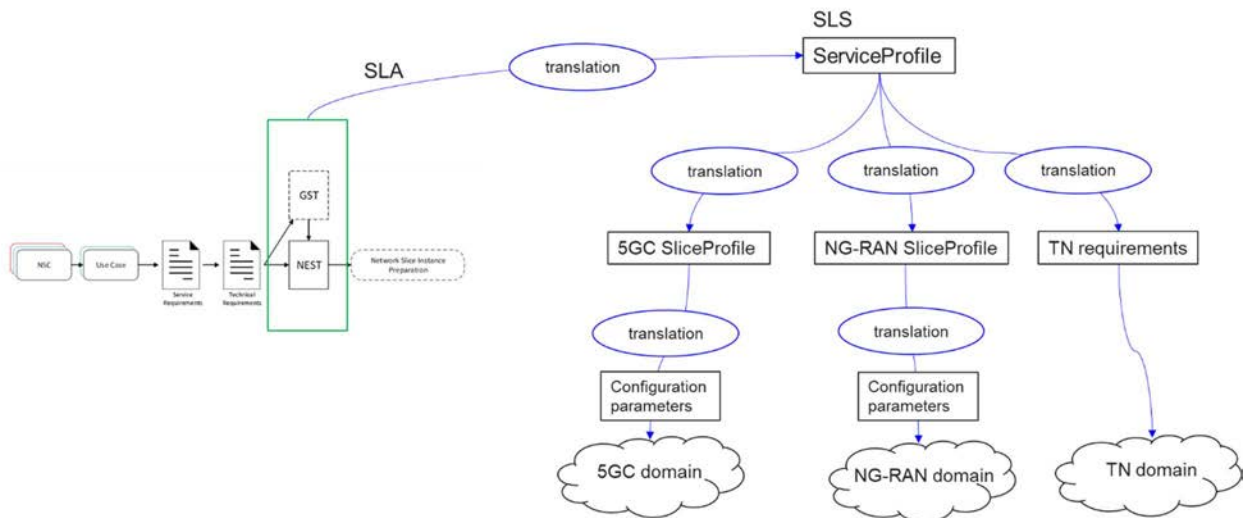


Figure L.2-1 Relation between GSMA GST, ServiceProfile and SliceProfile

# Annex M (normative): Managed NF Service state handling

## M.1 Combined state diagram for a Managed NF Service

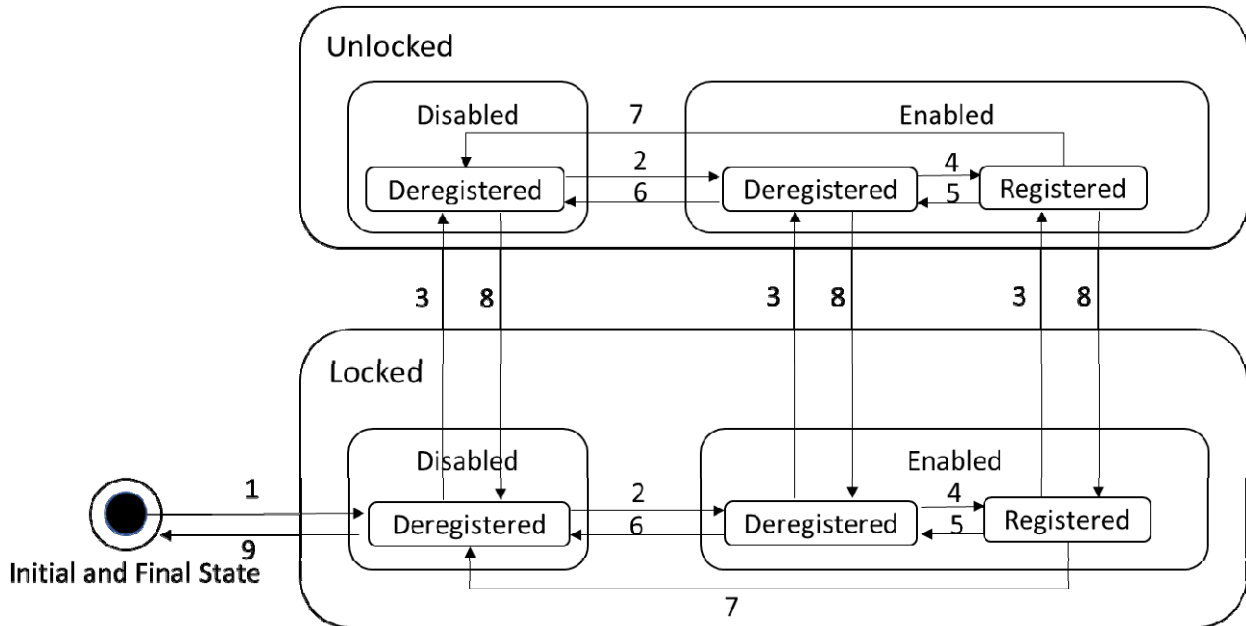


Figure M.1-1: Combined Managed NF Service state diagram

Table M.1-1: The Managed NF Service state transition table

Trigger number	The state transition events and actions
1	Event: Received information of deployment of a Network Function (NF) service. Action: Create a ManagedNFService instance (MSI) whose(Administrative/Operational/Registration) are set to Locked/Disabled/Deregistered.
2	Event: Received information of positive state change of the NF service. Action: Set the Operational state of the MSI to Enabled.
3	Event: Received CM operation to unlock the NF Service or the NF. Action: Set the Administrative state of the MSI to Unlocked.  Note: Changing Administrative state on NF service level is optional
4	Event: Received information that the NF Service is registered to an NRF either by the NF itself or by an OAM system on behalf of the NF. Action: Set the registration state of the MSI to Registered.
5	Event: Received information that the NF Service is deregistered from the NRF either by the NF itself or by an OAM system on behalf of the NF. Action: Set registration state of the MSI to Deregistered.
6	Event: Received information that the NF Service is unavailable because of, for example, limitation of resource or other exceptions. Action: Set the Operational state of the MSI to Disabled.
7	Event: Received information that the NF Service is unavailable. Action: Deregister the NF Service on behalf of the NF, and set the registration state of the MSI to Deregistered.

8	Event: Received CM operation to lock the NF Service or the NF. Action: Set the Administrative state of the MSI to Locked.  Note: Changing Administrative state on NF service level is optional
9	Event: Received information that the NF Service is terminated or deleted, Action: Delete the MSI and set its state to NULL.

## Annex N (informative): Mapping between GSMA GST and ServiceProfile

Table N-1 shows the mapping from the GSMA GST, see reference [50] to the ServiceProfile which can be found in clause 6.3.3 of the present document.

**Table N-1: Mapping between GSMA GST and ServiceProfile**

GSMA GST attribute name [50]	GST reference location [50]	ServiceProfile attribute	Clause number (see NOTE)
Availability	3.4.1	availability	6.4.1
Area of service	3.4.2	coverageArea	6.4.1
Delay tolerance	3.4.3	delayTolerance	6.4.1 and 6.3.7
Deterministic communication	3.4.4	deterministicComm	6.4.1
Maximum supported packet size	3.4.11	MaxPktSize	6.4.1 and 6.3.11
Downlink throughput per network slice	3.4.5	dLThptPerSlice	6.4.1 and 6.3.9
Uplink throughput per network slice	3.4.31	uLThptPerSlice	6.4.1 and 6.3.9
Downlink maximum throughput per UE	3.4.6	dLThptPerUE	6.4.1 and 6.3.9
Uplink maximum throughput per UE	3.4.32	uLThptPerUE	6.4.1 and 6.3.9
Energy efficiency	3.4.7	NA	NA
Performance monitoring	3.4.18	kPIMonitoring	6.4.1 and 6.3.14
Number of connections	3.4.16	maxNumberOfConns	6.4.1 and 6.3.12
Number of terminals	3.4.17	maxNumberOfUEs	6.4.1 and 6.3.38
NB-IoT support	3.4.14	NA	NA
Positioning support	3.4.20	NA	NA
Radiospectrum	3.4.21	NA	NA
Simultaneous use of the network slice	3.4.25	NA	NA
Synchronicity	3.4.29	NA	NA
Terminal density	3.4.30	termDensity	6.4.1 and 6.3.17
Supported device velocity	3.4.28	uESpeed	6.4.1
User management openness	3.4.33	userMgmtOpen	6.4.1 and 6.3.14
V2X communication mode	3.4.35	v2XCommModels	6.4.1 and 6.3.16
Latency from (last) UPF to Application Server	3.4.36	NA	NA
Network Slice Specific Authentication and Authorization (NSSAA) Required	3.4.37	NA	NA
Slice quality of service parameters	3.4.26	NA	NA
Performance prediction	3.4.19	NA	NA
User data access	3.4.34	NA	NA
Isolation level	3.4.9	NA	NA
Group communication support	3.4.8	NA	NA
Mission critical support	3.4.12	NA	NA
MMTel support	3.4.13	NA	NA
Network Slice Customer network functions	3.4.15	NA	NA
Monitoring and analytics	3.4.23	NA	NA
Session and Service Continuity support	3.4.24	NA	NA
Support for non-IP traffic	3.4.27	NA	NA
NOTE: The attribute definitions can be found in clause 6.4, there where the attribute is defined by a custom data type the clause for the data type definition is also mentioned.			





## Annex O (informative): Change history

Change history							
Date	Meeting	TDoc	CR	Rev	Cat	Subject/Comment	New version
2018-09	SA#81					Upgrade to change control version	15.0.0
2018-09	SA#81					EdiHelp review	15.0.1
2018-12	SA#82	SP-181046	0001	1	F	Fix issues raised by EditHelp	15.1.0
2018-12	SA#82	SP-181046	0002	2	F	Update NR Stage 2 definition to align with TS 37.340 for MR-DC	15.1.0
2018-12	SA#82	SP-181046	0003	1	F	Update NRM Stage 2 definition to align with TS 23.501 for 5G architecture	15.1.0
2018-12	SA#82	SP-181046	0005	1	F	Update Stage 3 XML definition of NR to align with Stage 2 content	15.1.0
2018-12	SA#82	SP-181046	0006	1	F	Update Stage 3 JSON definition of NR to align with Stage 2 content	15.1.0
2018-12	SA#82	SP-181046	0007	1	F	Update Stage 3 YANG definition of NR to align with Stage 2 content	15.1.0
2018-12	SA#82	SP-181046	0008	1	F	Update Stage 3 XML definition of 5GC to align with Stage 2 content	15.1.0
2018-12	SA#82	SP-181046	0009	1	F	Update Stage 3 JSON definition of 5GC to align with Stage 2 content	15.1.0
2018-12	SA#82	SP-181046	0011	1	F	Update stage 3 XML definition of NS to align with Stage 2 content	15.1.0
2018-12	SA#82	SP-181046	0012	1	F	Update Stage 3 JSON definition of NS to align with Stage 2 content	15.1.0
2018-12	SA#82	SP-181046	0013	1	F	Update stage 3 YANG definition of NS to align with Stage 2 content	15.1.0
2018-12	SA#82	SP-181046	0014	1	F	Correct the term sNSSAList and nRTAclList	15.1.0
2018-12	SA#82	SP-181046	0015	1	F	Update the inheritance hierarchy figure for NR NRM to include BWP IOC and NRSectorCarrier IOC	15.1.0
2018-12	SA#82	SP-181046	0016	1	F	Change the term nCGI to nCI	15.1.0
2018-12	SA#82	SP-181046	0019	1	F	Align properties of cell state	15.1.0
2018-12	SA#82	SP-181046	0021	1	F	Add missing attribute definition and condition	15.1.0
2018-12	SA#82	SP-181047	0022	1	F	Add missing detail definition for attribute	15.1.0
2018-12	SA#82	SP-181047	0023	1	F	Adding missing attribute, and correction of reference	15.1.0
2018-12	SA#82	SP-181043	0025	-	F	Remove NSSF from the abbreviations	15.1.0
2018-12	SA#82	SP-181046	0027	-	F	Replace symbol for network slice state management	15.1.0
2018-12	SA#82	SP-181046	0031	1	F	Remove the ExternalENBFunction definition	15.1.0
2018-12	SA#82	SP-181046	0033	1	F	Align the management of external function and cell with TS 28.658	15.1.0
2018-12	SA#82	SP-181156	0034	1	F	Update NR NRM with Cell Relation	15.1.0
2018-12	SA#82	SP-181156	0038	3	F	RRM Policy enhancements	15.1.0
2018-12	SA#82	SP-181156	0039	1	F	Fix containment issue in YANG definition	15.1.0
2018-12	SA#82	SP-181156	0040	-	F	Implement minor corrections	15.1.0
2018-12	SA#82	SP-181042	0041	-	F	Update Stage 3 NRM for RRM Policy enhancements	15.1.0
2019-03	SA#83	SP-190121	0043	1	F	Align NR attributes definition related to SSB with corresponding NG-RAN IE definition	15.2.0
2019-03	SA#83	SP-190121	0044	1	F	Correct the use of nCI and PLMN	15.2.0
2019-03	SA#83	SP-190121	0045	-	F	Remove duplicate definition for ExternalNRCellCU	15.2.0
2019-03	SA#83	SP-190121	0046	2	F	Correct class diagram for view on external entities	15.2.0
2019-03	SA#83	SP-190121	0047	1	F	Correct the definition for resourceSharingLevel	15.2.0
2019-03	SA#83	SP-190121	0048	1	F	Correction of references	15.2.0
2019-03	SA#83	SP-190121	0052	1	F	Align the term mFidList and constituentNSSIIdList	15.2.0
2019-03	SA#83	SP-190121	0053	1	F	Correct the definition of nSSIId	15.2.0
2019-03	SA#83	SP-190121	0054	1	F	Add missing attribute constraint for class definition of NSSFFunction	15.2.0
2019-03	SA#83	SP-190121	0055	1	F	Correct attribute constraints for RRMpolicy related attributes in NRCellCU	15.2.0
2019-03	SA#83	SP-190121	0057	-	F	Correct cardinality of End Point (EP) to target	15.2.0
2019-03	SA#83	SP-190121	0058	0	F	Correct Import table	15.2.0
2019-03	SA#83	SP-190121	0059	-	F	Remove ExternalNRCellCU.pLMNIdList	15.2.0

Change history							
Date	Meeting	TDoc	CR	Rev	Cat	Subject/Comment	New version
2019-03	SA#83	SP-190121	0060	-	F	Use 'bS' (not 'bs') to prefix all BS (base station) attributes	15.2.0
2019-03	SA#83	SP-190121	0061	1	F	Correction of State attributes descriptions	15.2.0
2019-03	SA#83	SP-190121	0062	-	F	Update 5G JSON Solution Set to align with generic NRM	15.2.0
2019-03	SA#83	SP-190121	0063	1	F	Update YANG Solution Set to align with Stage 2 definition	15.2.0
2019-03	SA#83	SP-190121	0064	1	F	Update Information Service to fix Network Slice modeling issue	15.2.0
2019-03	SA#83	SP-190121	0065	1	F	Update Solution Set to fix Network Slice modeling issue	15.2.0
2019-03	SA#83	SP-190121	0066	1	F	Add availability in service profile of network slice resource model	15.2.0
2019-03	SA#83	SP-190121	0068	1	F	Add sST attribute to ServiceProfile	15.2.0
2019-03	SA#83	SP-190121	0069	1	F	Update to sST attribute stage 3	15.2.0
2019-03	SA#83	SP-190149	0073	2	F	Replace CoverageAreaTAList type definition	16.0.0
2019-03	SA#83	SP-190149	0074	1	F	Name datatypes SliceProfile and ServiceProfile	16.0.0
2019-03	SA#83	SP-190149	0075	1	F	Add datatype definition for S-NSSAI	16.0.0
2019-03	SA#83	SP-190149	0076	1	F	Remove incomplete description for TAC	16.0.0
2019-03	SA#83	SP-190149	0079	1	F	Name datatype RRMPolicyRatio2	16.0.0
2019-06	SA#84	SP-190374	0083	-	A	Remove attribute availabilityStatus in NRCellDU IOC	16.1.0
2019-06	SA#84	SP-190373	0085	1	F	Correct the definition for nsInfo	16.1.0
2019-06	SA#84	SP-190374	0088	1	A	Update Information Service of NR to fix unclear Note issue	16.1.0
2019-06	SA#84	SP-190373	0096	2	A	Correct the use of plmnIdList	16.1.0
2019-06	SA#84	SP-190373	0098	1	F	Add missing clauses to RRMPolicyRatio2 data type	16.1.0
2019-06	SA#84	SP-190373	0099	1	F	Update RRMPolicyRatio2 data type name in stage 3	16.1.0
2019-06	SA#84	SP-190373	0102	-	F	Fix the implementation errors	16.1.0
2019-09	SA#85	SP-190745	0089	2	B	Update 5GC Information Service to align with Managed Service Definition	16.2.0
2019-09	SA#85	SP-190743	0107	1	A	Correct description for NR deployment scenario	16.2.0
2019-09	SA#85	SP-190743	0109	1	A	Correct NR NRM model to be applicable for all NG-RAN architecture	16.2.0
2019-09	SA#85	SP-190745	0114	1	C	Support NF Profile management	16.2.0
2019-09	SA#85	SP-190743	0121	1	A	Clarification of sNSSAList attribute	16.2.0
2019-09	SA#85	SP-190744	0123	-	A	Remove pLMNid from GNBDUFunction	16.2.0
2019-09	SA#85	SP-190743	0126	2	A	Update class definition with inheritance information	16.2.0
2019-09	SA#85	SP-190743	0128	1	A	Correct description of NRCellICU and NRCellDU to be applicable for all deployment scenarios	16.2.0
2019-09	SA#85	SP-190743	0130	-	A	Correct XML solution set for NR	16.2.0
2019-09	SA#85	SP-190743	0132	-	A	Correct XML solution set for Network slice	16.2.0
2019-09	SA#85	SP-190750	0133	1	F	Clarification on slice model	16.2.0
2019-09	SA#85	SP-190743	0142	1	A	Add YANG mount info	16.2.0
2019-09	SA#85	SP-190743	0143	-	A	Add YANG solution	16.2.0
2019-09	SA#85	SP-190745	0149	1	F	generate JSON definition for 5GC NRM based on new style guideline	16.2.0
2019-09	SA#85	SP-190744	0150	1	A	Fix NR NRM to add missed ID info	16.2.0
2019-09	SA#85	SP-190744	0152	-	F	XML Solution Set for 5GC	16.2.0
2019-09	SA#85	SP-190744	0154	-	A	Correct ETSI NFV reference	16.2.0
2019-09	SA#85	SP-190744	0157	1	A	generate JSON definition for Slice NRM based on new style guideline	16.2.0
2019-09	SA#85	SP-190744	0158	1	A	generate JSON definition for NR NRM based on new style guideline	16.2.0
2019-12	SA#86	SP-191159	0146	3	F	To syn up with v1540 stage 2	16.3.0
2019-12	SA#86	SP-191173	0156	2	A	Correct Import table	16.3.0
2019-12	SA#86	SP-191166	0161	1	C	Extensions to PCF and UPF IOCs for support of TSC (Time Sensitive Communication)	16.3.0
2019-12	SA#86	SP-191166	0166	1	F	Correct XML solution set for NR	16.3.0
2019-12	SA#86	SP-191166	0167	1	F	Correct Network slice NRM	16.3.0
2019-12	SA#86	SP-191173	0168	2	A	Correct NR TAC attribute property	16.3.0
2019-12	SA#86	SP-191173	0170	-	A	Correction of the duplicated IOC NSSFunction in daigram	16.3.0

Change history							
Date	Meeting	TDoc	CR	Rev	Cat	Subject/Comment	New version
2019-12	SA#86	SP-191173	0172	-	A	Correction of the wrong IOC names in transport view diagram---Not implemented, wrong baseline (MCC)	16.3.0
2019-12	SA#86	SP-191166	0175	2	F	XML Solution Set for 5GC	16.3.0
2019-12	SA#86	SP-191170	0177	3	C	Update on slice NRM	16.3.0
2019-12	SA#86	SP-191170	0178	2	B	Add relation of GST and profiles	16.3.0
2019-12	SA#86	SP-191166	0180	3	F	Update SEPP Stage 2 definition in 5GC NRM	16.3.0
2019-12	SA#86	SP-191166	0182	1	C	Add NEF Stage 2 definition in 5GC NRM	16.3.0
2019-12	SA#86	SP-191166	0184	1	C	Add SCP Stage 2 definition in 5GC NRM	16.3.0
2019-12	SA#86	SP-191166	0185	-	C	Add Stage 3 definitions of 5GC NRM to align with stage 2	16.3.0
2019-12	SA#86	SP-191166	0186	1	C	Support communication model in 5GC NF - Stage 2	16.3.0
2019-12	SA#86	SP-191166	0192	1	F	Fix merging errors of the specification	16.3.0
2019-12	SA#86	SP-191166	0195	-	C	Add State Handling diagram for NF service	16.3.0
2019-12	SA#86	SP-191166	0197	-	B	Updates to YANG SS	16.3.0
2019-12	SA#86	SP-191170	0198	1	C	Update XML definitions of ServiceProfile NRM	16.3.0
2019-12	SA#86	SP-191170	0199	2	C	Update JSON definitions of ServiceProfile NRM	16.3.0
2019-12	SA#86	SP-191166	0200	1	C	Add managedNFProfile definition for ngc NRM - stage3	16.3.0
2019-12	SA#86	SP-191166	0202	2	B	Add the RIM monitoring parameters for remote interference management	16.3.0
2019-12	SA#86	SP-191166	0212	2	F	Correct Network slice NRM	16.3.0
2019-12	SA#86	SP-191166	0213	-	F	Update SEPP Stage 3 definition in 5GC NRM	16.3.0
2019-12	SA#86	SP-191180	0222	2	B	Management of NR ANR, Stage 2	16.3.0
2019-12	SA#86	SP-191180	0223	-	B	Management of NR ANR, Stage 3	16.3.0
2019-12	SA#86	SP-191173	0226	1	A	Add Stages 2 NRM Info Model definitions for beam managed object classes	16.3.0
2019-12	SA#86	SP-191173	0227	-	A	Add Stages 2 NRM Info Model definitions for beam managed object classes	16.3.0
2020-03	SA#87E	SP-200169	0163	4	F	Correct the parameter sNSSAList	16.4.0
2020-03	SA#87E	SP-200169	0179	3	C	Update of RRM Policy	16.4.0
2020-03	SA#87E	SP-200169	0235	-	F	Correction of reference	16.4.0
2020-03	SA#87E	SP-200169	0239	1	F	Update the NR NRM to align with NG-RAN overview architecture	16.4.0
2020-03	SA#87E	SP-200169	0241	-	F	Some correction on the NR NRM	16.4.0
2020-03	SA#87E	SP-200169	0242	-	F	Fix merging errors of the specification	16.4.0
2020-03	SA#87E	SP-200169	0243	1	F	Update NRM attribute definitions	16.4.0
2020-03	SA#87E	SP-200233	0245	2	B	Add the RIM parameters for remote interference management	16.4.0
2020-03	SA#87E	SP-200234	0248	1	F	Update on slice NRM and solution sets	16.4.0
2020-03	SA#87E	SP-200234	0250	1	F	Update of GNBCUUPFunction NRM	16.4.0
2020-03	SA#87E	SP-200232	0253	2	B	Add Stage 3 NRM Info Model definitions for RRM Policy and PLMNInfo related CRs	16.4.0
2020-03	SA#87E	SP-200178	0254	1	F	Correct CR implementation errors	16.4.0
2020-03	SA#87E	SP-200235	0255	1	F	Add OpenAPI definitions required by the ProvMnS	16.4.0
2020-03	SA#87E	SP-200169	0258		F	Correct errors in yang solution set	16.4.0
2020-03	SA#87E					Correction of implementation errors	16.4.1
2020-06	SA#88-e	SP-200489	0259	1	F	Update on the RRMpolicyRatio	16.5.0
2020-06	SA#88-e	SP-200493	0260	-	F	Replace DN with better identifier for whitelists and blacklists management	16.5.0
2020-06	SA#88-e	SP-200603	0261	1	B	Add IOC for control of QoS monitoring per QoS flow per UE	16.5.0
2020-06	SA#88-e	SP-200604	0262	1	B	Add IOC for control of GTP-U path QoS monitoring	16.5.0
2020-06	SA#88-e	SP-200489	0263	1	F	Correction of reference	16.5.0
2020-06	SA#88-e	SP-200493	0268	-	B	ANR management for EN-DC architecture	16.5.0
2020-06	SA#88-e	SP-200484	0269	1	F	Clarification on network slice related identifiers	16.5.0
2020-06	SA#88-e	SP-200484	0270	-	F	Stage 3 update for clarification on network slice related identifiers	16.5.0
2020-06	SA#88-e	SP-200484	0274	1	F	Correct sNSSAI definition in XML solution set	16.5.0
2020-06	SA#88-e	SP-200484	0275	1	F	Clarify the NR NRM used for different deployment scenarios	16.5.0
2020-06	SA#88-e	SP-200484	0278	-	F	Add missing notification types to the definition of common notifications	16.5.0
2020-06	SA#88-e	SP-200491	0279	1	A	Update on NRCellIDU	16.5.0

Change history							
Date	Meeting	TDoc	CR	Rev	Cat	Subject/Comment	New version
2020-06	SA#88-e	SP-200491	0281	1	A	Update Clause 4.2.1.2 Inheritance UML diagram	16.5.0
2020-06	SA#88-e	SP-200490	0283	2	B	new NRM fragment to support RIM stage 2	16.5.0
2020-06	SA#88-e	SP-200490	0284	1	B	new NRM fragment to support RIM stage 3	16.5.0
2020-06	SA#88-e	SP-200489	0285	-	F	Update stage 3 on the RRMpolicyRatio	16.5.0
2020-06	SA#88-e	SP-200605	0286	2	B	Add IOC for configurable 5QIs	16.5.0
2020-06	SA#88-e	SP-200490	0287	1	B	Add IOC for 5QI to DSCP mapping	16.5.0
2020-06	SA#88-e	SP-200493	0289	-	B	Stage3 add the NRM fragment for SON management	16.5.0
2020-06	SA#88-e	SP-200493	0290	-	B	ANR management for EN-DC architecture	16.5.0
2020-06	SA#88-e	SP-200493	0291	1	B	Add the NRM fragment for SON management	16.5.0
2020-06	SA#88-e	SP-200490	0293	-	F	Add CommModelList NRM definition	16.5.0
2020-06	SA#88-e	SP-200490	0294	1	F	Update NRM attribute definitions	16.5.0
2020-06	SA#88-e	SP-200490	0295	1	F	Correct NRM definition in XML solution	16.5.0
2020-06	SA#88-e	SP-200485	0300	1	F	Clarification on the relation of GST, ServiceProfile and SliceProfile	16.5.0
2020-06	SA#88-e	SP-200496	0301	1	B	Add ES coverage relation in NRCellRelation	16.5.0
2020-06	SA#88-e	SP-200490	0302	-	F	Update the decription for RRMPolicy_ and resourceType	16.5.0
2020-06	SA#88-e	SP-200490	0303	-	F	Update definition for attribute localAddress in EP_RP IOC	16.5.0
2020-06	SA#88-e	SP-200486	0305	1	A	Correction of references	16.5.0
2020-06	SA#88-e	SP-200485	0306	1	F	add transport information and slice mapping on backhaul endpoints	16.5.0
2020-06	SA#88-e	SP-200485	0307	-	F	add transport information and slice mapping on backhaul endpoints stage 3	16.5.0
2020-06	SA#88-e	SP-200490	0312	1	F	Update SliceProfile attributes solution 1	16.5.0
2020-06	SA#88-e	SP-200490	0315	1	B	Add configuredMaxTxEIRP on NRSectorCarrier	16.5.0
2020-06	SA#88-e	SP-200490	0316	-	B	Stage 3 Add configuredMaxTxEIRP on NRSectorCarrier	16.5.0
2020-06	SA#88-e	SP-200490	0318	-	F	Update NRM YANG for 28.541	16.5.0
2020-06	SA#88-e	SP-200496	0319	-	B	Add ES coverage relation in NRCellRelation Stage 3	16.5.0
2020-06	SA#88-e	SP-200612	0320	1	F	Update openAPI for NRCellRelation and NRFreqRelation	16.5.0
2020-09	SA#89-e	SP-200729	0321	-	F	Correction of NRM YANG errors	16.6.0
2020-09	SA#89-e	SP-200729	0322	1	F	Correct on NR NRM	16.6.0
2020-09	SA#89-e	SP-200729	0323	-	F	Correct the openAPI definition for NR NRM	16.6.0
2020-09	SA#89-e	SP-200730	0325	-	A	Correct on frequency related IOC	16.6.0
2020-09	SA#89-e	SP-200729	0329	1	B	Add IOC for predefined PCC rules	16.6.0
2020-09	SA#89-e	SP-200729	0330	2	B	Add IOC for predefined PCC rules	16.6.0
2020-09	SA#89-e	SP-200729	0331	-	B	Enable PCF to support configurable 5QIs	16.6.0
2020-09	SA#89-e	SP-200729	0332	-	B	Add IOC for dynamic 5QIs - stage 2	16.6.0
2020-09	SA#89-e	SP-200729	0333	-	B	Add IOC for dynamic 5QIs - stage 3	16.6.0
2020-09	SA#89-e	SP-200729	0334	-	B	Add TCE mapping info in GNBCUCPFfunction	16.6.0
2020-09	SA#89-e	SP-200729	0335	-	B	Add TCE mapping info in openAPI solution	16.6.0
2020-09	SA#89-e	SP-200729	0336	-	F	Add missing definitions for perfReq	16.6.0
2020-09	SA#89-e	SP-200754	0338	1	F	Delete supportedAccessTech to align with GST	16.6.0
2020-09	SA#89-e	SP-200724	0339	-	F	Correction on duplicated annex numbering	16.6.0
2020-09	SA#89-e	SP-200729	0345	-	F	Update NRM attribute definitions	16.6.0
2020-09	SA#89-e	SP-200749	0362	-	F	Deleting SupportedAccessTech - Stage 3 - XML	16.6.0
2020-09	SA#89-e	SP-200724	0368	1	F	Add relation between transport and application level endpoints	16.6.0
2020-09	SA#89-e	SP-200724	0369	-	F	Add relation between transport and application level endpoints stage 3	16.6.0
2020-09	SA#89-e	SP-200729	0370	1	F	Cleanup stage 2 editorial issue and stage 3 yaml error	16.6.0
2020-09	SA#89-e	SP-200749	0371	-	F	Add clarifying note to ServiceProfile	16.6.0
2020-11						No technical changes, cleanup of watermarks, hidden text and custom XML, etc	16.6.1
2020-11						Some code was changed by mistake in the previous version. These changes have been reverted.	16.6.2
2020-12	SA#90e	SP-201057	0377	-	F	Correction of NRM YANG errors	16.7.0
2020-12	SA#90e	SP-201045	0378	-	F	Add subclause reference of MRO related attribute	16.7.0
2020-12	SA#90e	SP-201057	0379	-	F	Correct the definition for configurable5QI and dynamic5QI	16.7.0
2020-12	SA#90e	SP-201045	0381	1	F	Change RACH control attributes from beam to cell	16.7.0

Change history							
Date	Meeting	TDoc	CR	Rev	Cat	Subject/Comment	New version
2020-12	SA#90e	SP-201045	0383	1	F	Move Distributed RACH control IOC from CU to DU	16.7.0
2020-12	SA#90e	SP-201045	0385	2	F	Move Distributed PCI control IOC from DU to CU	16.7.0
2020-12	SA#90e	SP-201057	0389	-	F	Correction of cell neighbour relations related attributes in openAPI solution	16.7.0
2020-12	SA#90e	SP-201057	0394	1	F	Correct Network slice NRM	16.7.0
2020-12	SA#90e	SP-201050	0398	-	F	Add containment relationship for network slice IOCs	16.7.0
2020-12	SA#90e	SP-201050	0400	-	F	Add containment relationship for network slice IOCs stage 3	16.7.0
2020-12	SA#90e	SP-201053	0408	-	F	Fix description related to service profile	16.7.0
2020-12	SA#90e	SP-201089	0409	1	F	Correction of NRM YANG errors	16.7.0
2020-12	SA#90e	SP-201089	0411	-	F	YANG improvements	16.7.0
2020-12	SA#90e	SP-201056	0413	-	F	Add serviceProfileId and sliceProfileId to stage 3 yaml	16.7.0
2020-12	SA#90e	SP-201089	0418	-	F	Update notifyThresholdCrossing to be a common notification.	16.7.0
2020-12	SA#90e	SP-201089	0420	-	F	pLMNInfoList faulty attribute definition	16.7.0
2020-12	SA#90e	SP-201089	0422	-	F	Fix containment relationship for EP_Transport IOC	16.7.0
2021-03	SA#91e	SP-210153	0429	4	F	Correction of ServiceProfile attributes	16.8.0
2021-03	SA#91e	SP-210153	0431	1	F	Correction on Dynamic5QISet IOC based on LS reply from SA2	16.8.0
2021-03	SA#91e	SP-210154	0434	3	F	Correct the NF name in definition of EP_NgU	16.8.0
2021-03	SA#91e	SP-210153	0439	-	F	Add missing inheritance description information in the attribute definition for several IOCs	16.8.0
2021-03	SA#91e	SP-210153	0441	2	F	Correct multiplicity issue for several attributes of NR NRM	16.8.0
2021-03	SA#91e	SP-210146	0444	2	F	Fix containment relationship for EP_Transport IOC	16.8.0
2021-03	SA#91e	SP-210143	0460	1	F	Update of the PCI and DESManagementFunction	16.8.0
2021-03	SA#91e	SP-210154	0466	1	A	Correction to NSI and NSSI state management	16.8.0
2021-03	SA#91e	SP-210143	0471	-	F	YANG compilation error and missing stage 2 corrections	16.8.0
2021-03	SA#91e	SP-210146	0473	-	F	Fix compilation and other errors	16.8.0
2021-06	SA#92e	SP-210411	0477	-	F	Yang Corrections of implementation errors	16.9.0
2021-06	SA#92e	SP-210411	0489	-	F	Correct the description for GNBDUFunction and EP_NgC	16.9.0
2021-06	SA#92e	SP-210406	0500	1	F	Fix editorial issue of network slice NRM	16.9.0
2021-06	SA#92e	SP-210406	0502	1	F	fix inheritance relation of network slice NRM	16.9.0
2021-06	SA#92e	SP-210411	0509	-	F	Correct inconsistencies in definitions around network slice management	16.9.0
2021-06	SA#92e	SP-210406	0513	1	F	Correction to definition for domain centralized SON	16.9.0
2021-06	SA#92e	SP-210590	0516	-	F	Fix conflict of stage 3 OpenAPI code	16.9.0
2021-09	SA#93e	SP-210871	0517	-		YANG NR-NRM model structure repair and cleanup	16.10.0
2021-09	SA#93e	SP-210885	0521	-	F	Deprecate Top-Attr and use Top instead	16.10.0
2021-09	SA#93e	SP-210885	0523	-	F	Fix incorrect attributes inheritance description	16.10.0
2021-09	SA#93e	SP-210871	0529	-	F	Remove the attribute definition which is not used	16.10.0
2021-09	SA#93e	SP-210871	0533	1	F	Fix the issue caused by the updated NetworkSliceSubnet inheritance relationship	16.10.0
2021-09	SA#93e	SP-210871	0544	-	F	Correction for attribute description of servAttrCom	16.10.0
2021-09	SA#93e	SP-210871	0546	-	F	Correction of YAML references	16.10.0
2021-09	SA#93e	SP-210885	0552	-	F	Remove isINEF attribute from NEFFunction IOC	16.10.0
2021-09	SA#93e	SP-210871	0553	-	F	YANG updates to correct YANG merging problems	16.10.0
2021-09	SA#93e	SP-210871	0561	-	F	Moving RIM monitoring related attributes to NRCellDU	16.10.0
2021-09	SA#93e	SP-210885	0565	1	F	Fix inconsistent clauses and attributes used in TS 38.211 and TS 28.541	16.10.0
2021-12	SA#94e	SP-211472	0570	-	F	Align different (abbreviated) names for support qualifier to S	16.11.0
2021-12	SA#94e	SP-211454	0572	1	F	Correct Class diagram of AMF Region/AMF Set and stage 3 implementation	16.11.0
2021-12	SA#94e	SP-211454	0574	1	F	Clarify the usage of pLMNId in first entry in pLMNInfoList	16.11.0
2021-12	SA#94e	SP-211454	0588	1	F	cNSIId description clarification	16.11.0
2021-12	SA#94e	SP-211462	0594	1	F	DMRO correction	16.11.0
2021-12	SA#94e	SP-211454	0603	-	F	Correct PLMNInfo support qualifier	16.11.0
2021-12	SA#94e	SP-211464	0605	1	F	Clarify tenant relationship with ServiceProfileId	16.11.0

Change history							
Date	Meeting	TDoc	CR	Rev	Cat	Subject/Comment	New version
2021-12	SA#94e	SP-211475	0620	-	F	Correct the wrong reference for TS 32.160	16.11.0
2021-12	SA#94e	SP-211472	0623	-	F	Rel-16 Fix stage3 definition for plmnId	16.11.0
2021-12	SA#94e	SP-211472	0640	-	F	Correct spelling of Attribute properties	16.11.0
2022-03	SA#95e	SP-220179	0654	-	F	Remove incorrect reference to TS 22.104	16.12.0
2022-03	SA#95e	SP-220179	0677	-	F	Correct YANG mapping in TS document	16.12.0
2022-03	SA#95e					Correct document header and History table	16.12.1
2022-03	SA#95e					Removal of comments in the document	16.12.2
2022-06	SA#96	SP-220497	0684	-	F	Diagram fix for NRM fragment for RRM policies	16.13.0
2022-06	SA#96	SP-220497	0686	-	F	Fixing OpenAPI Discoverability issue in stage 3-5gcNrm.yaml	16.13.0
2022-06	SA#96	SP-220497	0687	-	F	Fixing OpenAPI Discoverability issue in stage 3-nrNrm.yaml	16.13.0
2022-06	SA#96	SP-220497	0688	-	F	Fixing OpenAPI Discoverability issue in Stage3-sliceNrm.yaml	16.13.0
2022-06	SA#96	SP-220498	0692	-	F	CT OpenAPI file relative-path URI references and dependence change for 5gcNrm.yaml	16.13.0
2022-06	SA#96	SP-220498	0695	1	F	OpenAPI file name and dependence change for 5gcNrm.yaml	16.13.0
2022-06	SA#96	SP-220498	0696	1	F	OpenAPI file name and dependence change for nrNrm.yaml	16.13.0
2022-06	SA#96	SP-220498	0697	1	F	OpenAPI file name and dependence change for sliceNrm.yaml	16.13.0
2022-06	SA#96	SP-220498	0701	-	F	Correction to RRMPolicy_ IOC reference in RRMPolicyRatio IOC	16.13.0
2022-06	SA#96	SP-220498	0703	-	F	Add attribute properties for NetworkSliceSubnet attribute priorityLabel	16.13.0
2022-06	SA#96	SP-220498	0709	1	F	Correct isOrdered-isUnique for multivalue attributes	16.13.0
2022-06	SA#96	SP-220510	0718	-	F	Correction on minor errors in nrNRM.yaml	16.13.0
2022-06	SA#96	SP-220510	0720	-	F	Correction on the attribution definition in the wrong yaml file	16.13.0
2022-06	SA#96	SP-220510	0726		F	Fix BWP association in NRCellIDU	16.13.0
2022-06	SA#96	SP-220510	0728	-	F	Update 5QI set reference attribute definition	16.13.0
2022-06	SA#96	SP-220510	0730	-	F	Update 5QI set description - YANG module	16.13.0
2023-01	SA#98e	SP-221169	0794	1	F	Correcting name of nSInstanceId	16.14.0
2023-01	SA#98e	SP-221169	0801	2	F	Correction to multiplicity of relation between NetworkSlice IOC and NetworkSliceSubnet IOC	16.14.0
2023-01	SA#98e	SP-221169	0804	-	F	Correction to GSMA NG 116 reference for KPIMonitoring	16.14.0
2023-01	SA#98e	SP-221169	0807	-	F	Correction to ServiceProfile attribute v2XCommModels name in YAML definition	16.14.0
2023-01	SA#98e	SP-221169	0810	-	F	Correction to inconsistencies in GNBCUCPFfunction definition	16.14.0
2023-01	SA#98e	SP-221173	0814	1	A	Adding YANG begin and End markers	16.14.0
2023-01	SA#98e	SP-221182	0836	-	F	Consistency in use of servAttrCom --> non implemented, CR incorrect	16.14.0
2023-01	SA#98e	SP-221182	0839	1	F	Correct kPIList	16.14.0
2023-01	SA#98e	SP-221182	0842	2	F	Correct periodicityList	16.14.0
2023-01	SA#98e					Adding a return in annex E.5.7 (implementation mistake)	16.14.1
2023-03	SA#99	SP-230199	0865	-	F	Remove redundant stage 3 definition for Mnc and PlmnId	16.15.0
2023-03	SA#99	SP-230200	0879	1	A	Clarify Monut information clauses	16.15.0
2023-04	SA#99					Adding missing YAML files in the zip	16.15.1
2023-05	SA#99					Fixing Foreword clause title	16.15.2
2023-06	SA#100	SP-230648	0901	1	F	Correction to multiplicity definition to nRPciList and stage 3 implementation of both NRPCiList and CSONPciList	16.16.0
2023-06	SA#100	SP-230648	0906	1	F	Clean up of incorrect use of multiplicity isOrdered isUnique and isNullable in attribute properties table	16.16.0
2023-09	SA#101	SP-230964	0940	1	F	Correct attribute name for indication of v2XCommMode	16.17.0
2023-09	SA#101	SP-230964	0948	1	F	Update Annex L with mapping table	16.17.0
2023-09	SA#101	SP-230941	0953	1	F	Correction to type definition of coverageAreaTAList	16.17.0

Change history							
Date	Meeting	TDoc	CR	Rev	Cat	Subject/Comment	New version
2023-09	SA#101	SP-230941	0967	1	F	Removing redundant Tai definition in NR NRM	16.17.0
2023-09	SA#101	SP-230941	0971	1	F	Fix small inconsistent issues in stage2, typo in stage 2 and 3	16.17.0
2023-09	SA#101	SP-230941	0974	2	F	Fix a few inheritance diagram issues in NR NRM	16.17.0
2023-09	SA#101	SP-230941	0977	1	F	Update RRMPolicyRatio	16.17.0
2023-09	SA#101	SP-230941	0982	-	F	Remove duplicated notifications	16.17.0
2023-09	SA#101	SP-230958	0987	1	F	Correct the issues for the attribute with the ENUM type for network slicing NRM fragment	16.17.0
2023-09	SA#101	SP-230941	0995	1	F	Correction on DeterministicComm data type	16.17.0
2023-12	SA#102	SP-231487	1039	1	F	TS28.541 Rel16 correction to data type property for sD	16.18.0
2023-12	SA#102	SP-231487	1063	-	F	TS28.541 Rel16 correction to NSSF interface between NWDAF and NSSF	16.18.0
2023-12	SA#102	SP-231487	1064	-	F	TS28.541 Rel16 correction to DRACHOptimizationFunction stage 3 issue	16.18.0
2023-12	SA#102	SP-231487	1067	-	F	TS28.541 Rel16 correction to 5GC resourceType allowed values	16.18.0
2023-12	SA#102	SP-231487	1133	1	A	Rel-16 CR 28.541 Correction of attribute properties	16.18.0



## History

<b>Document history</b>		
V16.5.0	August 2020	Publication
V16.6.0	November 2020	Publication
V16.6.2	November 2020	Publication
V16.7.0	January 2021	Publication
V16.8.0	April 2021	Publication
V16.9.0	August 2021	Publication
V16.10.0	October 2021	Publication
V16.11.2	May 2022	Publication
V16.12.2	May 2022	Publication
V16.13.0	August 2022	Publication
V16.14.1	January 2023	Publication
V16.15.2	July 2023	Publication
V16.16.0	July 2023	Publication
V16.17.0	September 2023	Publication
V16.18.0	February 2024	Publication