

ETSI TS 128 306 V17.0.0 (2022-04)



**Digital cellular telecommunications system (Phase 2+) (GSM);
Universal Mobile Telecommunications System (UMTS);
LTE;
5G;
Control and monitoring of
Power, Energy and Environmental (PEE)
parameters Integration Reference Point (IRP);
Solution Set (SS) definitions
(3GPP TS 28.306 version 17.0.0 Release 17)**



Reference

RTS/TSGS-0528306vh00

Keywords

5G,GSM,LTE,UMTS

ETSI

650 Route des Lucioles
F-06921 Sophia Antipolis Cedex - FRANCE

Tel.: +33 4 92 94 42 00 Fax: +33 4 93 65 47 16

Siret N° 348 623 562 00017 - APE 7112B
Association à but non lucratif enregistrée à la
Sous-Préfecture de Grasse (06) N° w061004871

Important notice

The present document can be downloaded from:

<http://www.etsi.org/standards-search>

The present document may be made available in electronic versions and/or in print. The content of any electronic and/or print versions of the present document shall not be modified without the prior written authorization of ETSI. In case of any existing or perceived difference in contents between such versions and/or in print, the prevailing version of an ETSI deliverable is the one made publicly available in PDF format at www.etsi.org/deliver.

Users of the present document should be aware that the document may be subject to revision or change of status.

Information on the current status of this and other ETSI documents is available at

<https://portal.etsi.org/TB/ETSIDeliverableStatus.aspx>

If you find errors in the present document, please send your comment to one of the following services:

<https://portal.etsi.org/People/CommitteeSupportStaff.aspx>

If you find a security vulnerability in the present document, please report it through our
Coordinated Vulnerability Disclosure Program:

<https://www.etsi.org/standards/coordinated-vulnerability-disclosure>

Notice of disclaimer & limitation of liability

The information provided in the present deliverable is directed solely to professionals who have the appropriate degree of experience to understand and interpret its content in accordance with generally accepted engineering or other professional standard and applicable regulations.

No recommendation as to products and services or vendors is made or should be implied.

No representation or warranty is made that this deliverable is technically accurate or sufficient or conforms to any law and/or governmental rule and/or regulation and further, no representation or warranty is made of merchantability or fitness for any particular purpose or against infringement of intellectual property rights.

In no event shall ETSI be held liable for loss of profits or any other incidental or consequential damages.

Any software contained in this deliverable is provided "AS IS" with no warranties, express or implied, including but not limited to, the warranties of merchantability, fitness for a particular purpose and non-infringement of intellectual property rights and ETSI shall not be held liable in any event for any damages whatsoever (including, without limitation, damages for loss of profits, business interruption, loss of information, or any other pecuniary loss) arising out of or related to the use of or inability to use the software.

Copyright Notification

No part may be reproduced or utilized in any form or by any means, electronic or mechanical, including photocopying and microfilm except as authorized by written permission of ETSI.

The content of the PDF version shall not be modified without the written authorization of ETSI.

The copyright and the foregoing restriction extend to reproduction in all media.

© ETSI 2022.
All rights reserved.

Intellectual Property Rights

Essential patents

IPRs essential or potentially essential to normative deliverables may have been declared to ETSI. The declarations pertaining to these essential IPRs, if any, are publicly available for **ETSI members and non-members**, and can be found in ETSI SR 000 314: "*Intellectual Property Rights (IPRs); Essential, or potentially Essential, IPRs notified to ETSI in respect of ETSI standards*", which is available from the ETSI Secretariat. Latest updates are available on the ETSI Web server (<https://ipr.etsi.org/>).

Pursuant to the ETSI Directives including the ETSI IPR Policy, no investigation regarding the essentiality of IPRs, including IPR searches, has been carried out by ETSI. No guarantee can be given as to the existence of other IPRs not referenced in ETSI SR 000 314 (or the updates on the ETSI Web server) which are, or may be, or may become, essential to the present document.

Trademarks

The present document may include trademarks and/or tradenames which are asserted and/or registered by their owners. ETSI claims no ownership of these except for any which are indicated as being the property of ETSI, and conveys no right to use or reproduce any trademark and/or tradename. Mention of those trademarks in the present document does not constitute an endorsement by ETSI of products, services or organizations associated with those trademarks.

DECT™, **PLUGTESTS™**, **UMTS™** and the ETSI logo are trademarks of ETSI registered for the benefit of its Members. **3GPP™** and **LTE™** are trademarks of ETSI registered for the benefit of its Members and of the 3GPP Organizational Partners. **oneM2M™** logo is a trademark of ETSI registered for the benefit of its Members and of the oneM2M Partners. **GSM®** and the GSM logo are trademarks registered and owned by the GSM Association.

Legal Notice

This Technical Specification (TS) has been produced by ETSI 3rd Generation Partnership Project (3GPP).

The present document may refer to technical specifications or reports using their 3GPP identities. These shall be interpreted as being references to the corresponding ETSI deliverables.

The cross reference between 3GPP and ETSI identities can be found under <http://webapp.etsi.org/key/queryform.asp>.

Modal verbs terminology

In the present document "**shall**", "**shall not**", "**should**", "**should not**", "**may**", "**need not**", "**will**", "**will not**", "**can**" and "**cannot**" are to be interpreted as described in clause 3.2 of the [ETSI Drafting Rules](#) (Verbal forms for the expression of provisions).

"**must**" and "**must not**" are **NOT** allowed in ETSI deliverables except when used in direct citation.

Contents

Intellectual Property Rights	2
Legal Notice	2
Modal verbs terminology.....	2
Foreword.....	6
Introduction	6
1 Scope	7
2 References	7
3 Definitions and abbreviations.....	8
3.1 Definitions	8
3.2 Abbreviations	8
4 Solution Set Definitions	8
Annex A (normative): Solution Set definitions for solution 1	9
A.1 CORBA Solution Set	9
A.2 SOAP Solution Set and XML Definitions	9
A.3 REST Solution Set	9
Annex B (normative): Solution Set definitions for solution 2	10
B.1 CORBA Solution Set	10
B.2 SOAP Solution Set	10
B.3 REST Solution Set	10
B.3.0 Introduction	10
B.3.1 Architectural Features	10
B.3.2 Mapping	10
B.3.2.1 Operation mapping	10
B.3.2.2 Notification mapping	11
B.3.3 CMONOperations_1 interface	11
B.3.3.1 Description.....	11
B.3.3.2 Resource structure and methods.....	11
B.3.3.3 Sequence diagrams (informative).....	12
B.3.3.3.1 Flow of the readMEDescription operation	12
B.3.3.3.2 Flow of the writeMEDescription operation.....	12
B.3.3.4 Resources	13
B.3.3.4.1 Introduction	13
B.3.3.4.2 Resource: Individual monitored entity	13
B.3.3.4.2.1 Description.....	13
B.3.3.4.2.2 Resource definition	13
B.3.3.4.2.3 Resource methods	13
B.3.3.4.2.3.1 GET	13
B.3.3.4.2.3.2 PATCH.....	14
B.3.3.5 Data Model.....	14
B.3.3.5.1 Introduction	14
B.3.3.5.2 Resource and notification data types	14
B.3.3.5.2.1 Introduction.....	14
B.3.3.5.2.2 Type: AttributeNameList	14
B.3.3.5.2.3 Type: AttNameValueList	15
B.3.4 CMONOperations_2 interface	15
B.3.4.1 Description	15
B.3.4.2 Resource structure and attributes	15
B.3.4.3 Sequence diagrams (informative).....	15

B.3.4.3.1	Flow of the readMEConfiguration operation.....	15
B.3.4.3.2	Flow of the writeMEConfiguration operation	16
B.3.4.4	Resources	17
B.3.4.4.1	Introduction	17
B.3.4.4.2	Resource: Individual monitored entity	17
B.3.4.4.2.1	Description.....	17
B.3.4.4.2.2	Resource definition	17
B.3.4.4.2.3	Resource methods	17
B.3.4.4.2.3.1	GET	17
B.3.4.4.2.3.2	PUT	17
B.3.4.5	Data Model.....	18
B.3.4.5.1	Introduction	18
B.3.4.5.2	Resource and notification data types	18
B.3.4.5.2.1	Introduction.....	18
B.3.4.5.2.2	Type: ThresholdNameValueList.....	18
B.3.5	CMONOperations_3 interface	18
B.3.5.0	Introduction	18
B.3.5.1	createCMONPMJob operation.....	18
B.3.5.1.1	Description	18
B.3.5.1.2	Resource structure and attributes.....	18
B.3.5.1.3	Flow of the createCMONPMJob operation.....	19
B.3.5.1.4	Resource: cmonpmjobs	19
B.3.5.1.4.1	Description.....	19
B.3.5.1.4.2	Resource definition	19
B.3.5.1.4.3	Resource method: POST.....	19
B.3.5.1.5	Data Model	20
B.3.5.1.5.1	Introduction.....	20
B.3.5.1.5.2	Data Type: MeIdList.....	20
B.3.5.1.5.3	Data Type: MeasurementNameList	20
B.3.5.1.5.4	Data Type: GranularityPeriod.....	20
B.3.5.1.5.5	Data Type: ServerJobId	20
B.3.5.2	stopCMONPMJob operation.....	21
B.3.5.2.1	Description	21
B.3.5.2.2	Resource structure and attributes.....	21
B.3.5.2.3	Flow of the stopCMONPMJob operation.....	21
B.3.5.2.4	Resource: individual cmonpmjob instance	22
B.3.5.2.4.1	Description.....	22
B.3.5.2.4.2	Resource definition	22
B.3.5.2.4.3	Resource method: DELETE	22
B.3.5.2.5	Data Model	22
B.3.5.2.5.1	Introduction.....	22
B.3.5.2.5.2	Data Type: CmonPmJobId.....	22
B.3.6	CMONNotifications_1 interface.....	22
B.3.6.0	Introduction	22
B.3.6.1	notifyMeasurementData notification.....	22
B.3.6.1.1	Description	22
B.3.6.1.2	Resource structure and attributes.....	23
B.3.6.1.3	Flow of the notifyMeasurementData notification.....	23
B.3.6.1.4	Resource: notification endpoint	23
B.3.6.1.4.1	Description.....	23
B.3.6.1.4.2	Resource definition	23
B.3.6.1.4.3	Resource method: POST.....	24
B.3.6.1.5	Data Model	24
B.3.6.1.5.1	Introduction.....	24
B.3.6.1.5.2	Data Type: NotificationHeader	24
B.3.6.1.5.3	Data Type: MeasDataCollection.....	25
B.3.7	CMONNotifications_2 interface.....	25
B.3.7.0	Introduction	25
B.3.7.1	notifyAlarm notification.....	25
B.3.7.1.1	Description	25
B.3.7.1.2	Resource structure and attributes.....	25
B.3.7.1.3	Flow of the notifyAlarm notification.....	25

B.3.7.1.4	Resource: notification endpoint	26
B.3.7.1.4.1	Description	26
B.3.7.1.4.2	Resource definition	26
B.3.7.1.4.3	Resource method: POST	26
B.3.7.1.5	Data Model	27
B.3.7.1.5.1	Introduction	27
B.3.7.1.5.2	Data Type: NotificationHeader	27
B.3.7.1.5.3	Data Type: AlarmInformation	27
B.3.8	CMONNotifications_3 interface	27
B.3.8.0	Introduction	27
B.3.8.1	notifyConfigurationChange notification	28
B.3.8.1.1	Description	28
B.3.8.1.2	Resource structure and attributes	28
B.3.8.1.3	Flow of the notifyConfigurationChange notification	28
B.3.8.1.4	Resource: notification endpoint	29
B.3.8.1.4.1	Description	29
B.3.8.1.4.2	Resource definition	29
B.3.8.1.4.3	Resource method: POST	29
B.3.8.1.5	Data Model	29
B.3.8.1.5.1	Introduction	29
B.3.8.1.5.2	Data Type: NotificationHeader	29
B.3.8.1.5.3	Data Type: ConfigurationChangeInformation	29
B.3.9	CMONNotifications_4 interface	30
B.3.9.0	Introduction	30
B.3.9.1	notifyThresholdCrossingOrReaching notification	30
B.3.9.1.1	Description	30
B.3.9.1.2	Resource structure and attributes	30
B.3.9.1.3	Flow of the notifyThresholdCrossingOrReaching notification	30
B.3.9.1.4	Resource: notification endpoint	31
B.3.9.1.4.1	Description	31
B.3.9.1.4.2	Resource definition	31
B.3.9.1.4.3	Resource method: POST	31
B.3.9.1.5	Data Model	31
B.3.9.1.5.1	Introduction	31
B.3.9.1.5.2	Data Type: NotificationHeader	31
B.3.9.1.5.3	Data Type: ThresholdCrossingOrReachingInformation	32
B.3.10	URI structure and supported content formats	32
B.3.11	Solution Set definitions	33
B.3.11.1	Solution set definition structure	33
B.3.11.2	OpenAPI definition "CMONOperations_1.json"	33
B.3.11.3	OpenAPI definition "CMONOperations_2.json"	36
B.3.11.4	OpenAPI definition "CMONOperations_3.json"	38
B.3.11.5	OpenAPI definition "CMONNotifications_1.json"	41
B.3.11.6	OpenAPI definition "CMONNotifications_2.json"	43
B.3.11.7	OpenAPI definition "CMONNotifications_3.json"	45
B.3.11.8	OpenAPI definition "CMONNotifications_4.json"	47
Annex C (informative):	Change history	49
History		50

Foreword

This Technical Specification has been produced by the 3rd Generation Partnership Project (3GPP).

The contents of the present document are subject to continuing work within the TSG and may change following formal TSG approval. Should the TSG modify the contents of the present document, it will be re-released by the TSG with an identifying change of release date and an increase in version number as follows:

Version x.y.z

where:

- x the first digit:
 - 1 presented to TSG for information;
 - 2 presented to TSG for approval;
 - 3 or greater indicates TSG approved document under change control.
- y the second digit is incremented for all changes of substance, i.e. technical enhancements, corrections, updates, etc.
- z the third digit is incremented when editorial only changes have been incorporated in the document.

Introduction

The present document is part of a TS-family covering the 3rd Generation Partnership Project, Technical Specification Group Services and System Aspects, Telecommunication management; as identified below:

TS 28.304 Control and monitoring of Power, Energy and Environmental (PEE) Integration Reference Point (IRP); Requirements

TS 28.305 Control and monitoring of Power, Energy and Environmental (PEE) parameters Integration Reference Point (IRP); Information Service (IS)

TS 28.306 Control and monitoring of Power, Energy and Environmental (PEE) parameters Integration Reference Point (IRP); Solution Set (SS) definitions

1 Scope

The present document specifies the Solution Set definitions for the control and monitoring of Power, Energy and Environmental (PEE) parameters Integration Reference Point (IRP).

The Solution Set definitions are related to 3GPP TS 28.305 V15.0.X [2].

2 References

The following documents contain provisions which, through reference in this text, constitute provisions of the present document.

- References are either specific (identified by date of publication, edition number, version number, etc.) or non-specific.
- For a specific reference, subsequent revisions do not apply.
- For a non-specific reference, the latest version applies. In the case of a reference to a 3GPP document (including a GSM document), a non-specific reference implicitly refers to the latest version of that document *in the same Release as the present document*.

- [1] 3GPP TR 21.905: "Vocabulary for 3GPP Specifications".
- [2] 3GPP TS 28.305: "Control and monitoring of Power, Energy and Environmental (PEE) parameters Integration Reference Point (IRP); Information Service (IS)".
- [3] 3GPP TS 32.616: "Telecommunication management; Configuration Management (CM); Bulk CM Integration Reference Point (IRP); Solution Set (SS) definitions".
- [4] 3GPP TS 32.606: "Telecommunication management; Configuration Management (CM); Basic CM Integration Reference Point (IRP); Solution Set (SS) definitions".
- [5] 3GPP TS 32.300: "Telecommunication management; Configuration Management (CM); Name convention for Managed Objects".
- [6] 3GPP TS 28.623: "Telecommunication management; Generic Network Resource Model (NRM) Integration Reference Point (IRP); Solution Set (SS) definitions".
- [7] 3GPP TS 32.416: "Telecommunication management; Performance Management (PM) Integration Reference Point (IRP); Solution Set (SS) definitions".
- [8] 3GPP TS 32.111-6: "Telecommunication management; Fault Management; Part 6: Alarm Integration Reference Point (IRP); Solution Set (SS) definitions". [9] IETF RFC 7159: "The JavaScript Object Notation (JSON) Data Interchange Format".
- [10] IETF RFC 2818: "HTTP Over TLS".
- [11] IETF RFC 5246: "The Transport Layer Security (TLS) Protocol Version 1.2".
- [12] 3GPP TS 33 310: "Network Domain Security (NDS); Authentication Framework (AF)".
- [13] IETF RFC 3986: "Uniform Resource Identifier (URI): Generic Syntax".

3 Definitions and abbreviations

3.1 Definitions

For the purposes of the present document, the terms and definitions given in 3GPP TR 21.905 [1] and the following apply. A term defined in the present document takes precedence over the definition of the same term, if any, in 3GPP TR 21.905 [1].

3.2 Abbreviations

For the purposes of the present document, the abbreviations given in 3GPP TR 21.905 [1] and the following apply. An abbreviation defined in the present document takes precedence over the definition of the same abbreviation, if any, in 3GPP TR 21.905 [1].

4 Solution Set Definitions

The present document defines the following Solution Set definitions:

- Annex A provides the Solution Set definitions for solution 1.
- Annex B provides the Solution Set definitions for solution 2.

Annex A (normative): Solution Set definitions for solution 1

A.1 CORBA Solution Set

This clause specifies the CORBA Solution Set for the solution 1 of this IRP whose semantics are specified in 3GPP TS 28.305 [2] – clauses 5.1 and 6.1.

The CORBA Solution Set for solution 1 is based on Corba Solution Sets defined in TS 28.623 [6], TS 32.606 [4], TS 32.616 [3], TS 32.416 [7], TS 32.111-6 [8].

A.2 SOAP Solution Set and XML Definitions

This clause specifies the SOAP Solution Set and XML definitions for the solution 1 of this IRP whose semantics are specified in 3GPP TS 28.305 [2] – clauses 5.1 and 6.1.

The SOAP Solution Set and XML definitions for solution 1 are based on:

- XML definitions in TS 28.623 [6],
- SOAP Solution Sets defined in TS 32.606 [4], TS 32.616 [3], TS 32.416 [7], TS 32.111-6 [8].

A.3 REST Solution Set

The REST Solution Set is not applicable to the solution 1 of this IRP.

Annex B (normative): Solution Set definitions for solution 2

B.1 CORBA Solution Set

The CORBA Solution Set is not applicable to the solution 2 of this IRP.

B.2 SOAP Solution Set

The SOAP Solution Set is not applicable to the solution 2 of this IRP.

B.3 REST Solution Set

B.3.0 Introduction

This annex specifies the REST Solution Set for the solution 2 of this IRP whose semantics are specified in 3GPP TS 28.305 [2] – clauses 5.2 and 6.2.

B.3.1 Architectural Features

The overall architectural feature of PEECMON IRP solution 2 is specified in 3GPP TS 28.305 [2].

This clause specifies features that are specific to the REST SS.

B.3.2 Mapping

B.3.2.1 Operation mapping

PEECMON IRP IS (3GPP TS 28.305 [2]) defines semantics of operation and notification visible across the PEECMON IRP. Tables B.3.2.1.1 to B.3.2.2.4 indicate, per interface, the mapping of operations and notifications to their equivalents defined in this SS.

Table B.3.2.1.1: Mapping for *CMONOperations_1* interface

IS Operations/ notifications in 3GPP TS 28.305 [2]	HTTP Method	Resource URI	Qualifier
readMEDescription	GET	/peemonitorentities/{meid}	M
writeMEDescription	PATCH	/peemonitorentities/{meid}	M

Table B.3.2.1.2: Mapping for *CMONOperations_2* interface

IS Operations/ notifications in 3GPP TS 28.305 [2]	HTTP Method	Resource URI	Qualifier
readMEConfiguration	GET	/peemonitorentities/{meid}	M
writeMEConfiguration	PUT	/peemonitorentities/{meid}	M

Table B.3.2.1.3: Mapping for CMONOperations_3 interface

IS Operations/ notifications in 3GPP TS 28.305 [2]	HTTP Method	Resource URI	Qualifier
createCMONPMJob	POST	/cmonpmjobs	M
stopCMONPMJob	DELETE	/cmonpmjobs/{/pmjobid}	M

B.3.2.2 Notification mapping

Table B.3.2.2.1: Mapping for CMONNotifications_1 interface

IS Operations/ notifications in 3GPP TS 28.305 [2]	HTTP Method	Resource URI	Qualifier
notifyMeasurementData	POST	Notification endpoint (client provided)	M

Table B.3.2.2.2: Mapping for CMONNotifications_2 interface

IS Operations/ notifications in 3GPP TS 28.305 [2]	HTTP Method	Resource URI	Qualifier
notifyAlarm	POST	Notification endpoint (client provided)	M

Table B.3.2.2.3: Mapping for CMONNotifications_3 interface

IS Operations/ notifications in 3GPP TS 28.305 [2]	HTTP Method	Resource URI	Qualifier
notifyConfigurationChange	POST	Notification endpoint (client provided)	M

Table B.3.2.2.4: Mapping for CMONNotifications_4 interface

IS Operations/ notifications in 3GPP TS 28.305 [2]	HTTP Method	Resource URI	Qualifier
notifyThresholdCrossing	POST	Notification endpoint (client provided)	M

B.3.3 CMONOperations_1 interface

B.3.3.1 Description

The semantics of this interface is described in 3GPP TS 28.305 [2] – clause 6.2.3.1.

B.3.3.2 Resource structure and methods

All resource URIs of the API shall use the base URI specification defined in clause XXX. The string "cmonoperations_1" shall be used to represent {apiName}. The {apiVersion} shall be set to "v1" for the present document. All resource URIs in the clauses below are defined relative to the above base URI.

Figure B.3.3.2.1 shows the overall resource URI structure defined for the CMONOperations_1 interface.

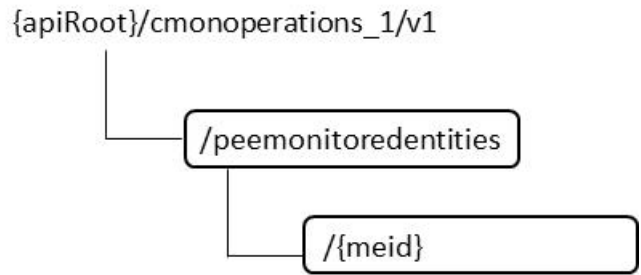


Figure B.3.3.2.1: Resource URI structure of the CMONOperations_1 interface

B.3.3.3 Sequence diagrams (informative)

B.3.3.3.1 Flow of the readMEDescription operation

This clause describes a sequence flow for reading all attribute values of an individual monitored entity.

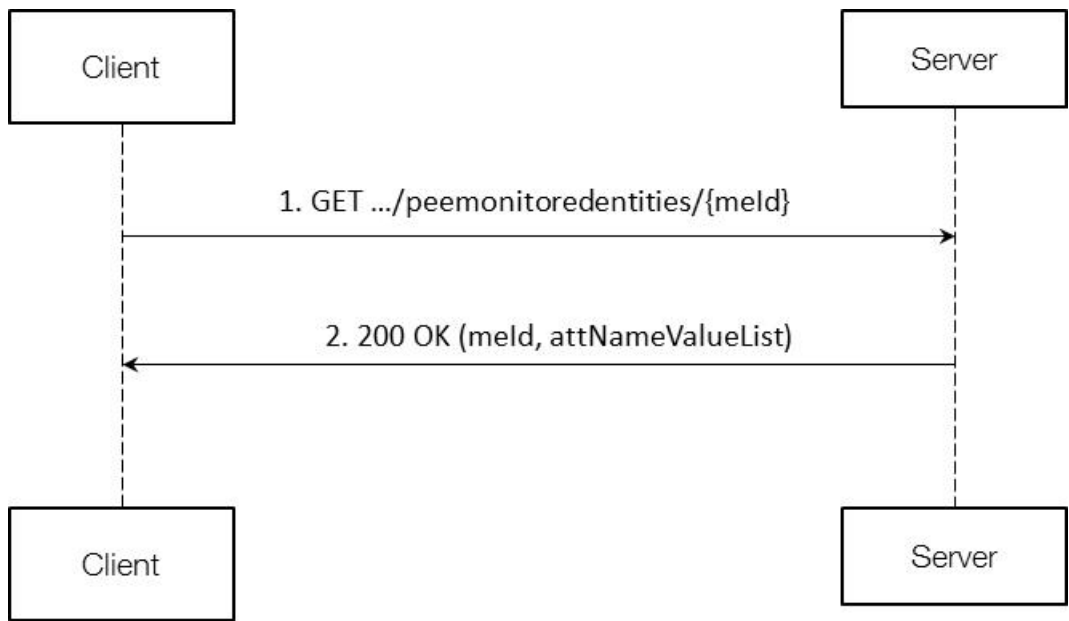


Figure B.3.3.3.1.1: Flow of the readMEDescription operation

NOTE: In figure B.3.3.3.1.1, the Client is the NM-RMS and the Server can be the XCU/DGU or VS-RMS or DM/EM.

This operation consists of the following steps:

1. Client sends a GET request to an individual monitored entity resource, addressed by the appropriate monitored entity identifier in its resource URI.
2. Server returns a "200 OK" response to the NM-RMS, and includes the monitored entity Id and a data structure of type "attNameValueList" in the payload body.

B.3.3.3.2 Flow of the writeMEDescription operation

This clause describes a sequence flow for modifying a list of attribute values of an individual monitored entity.

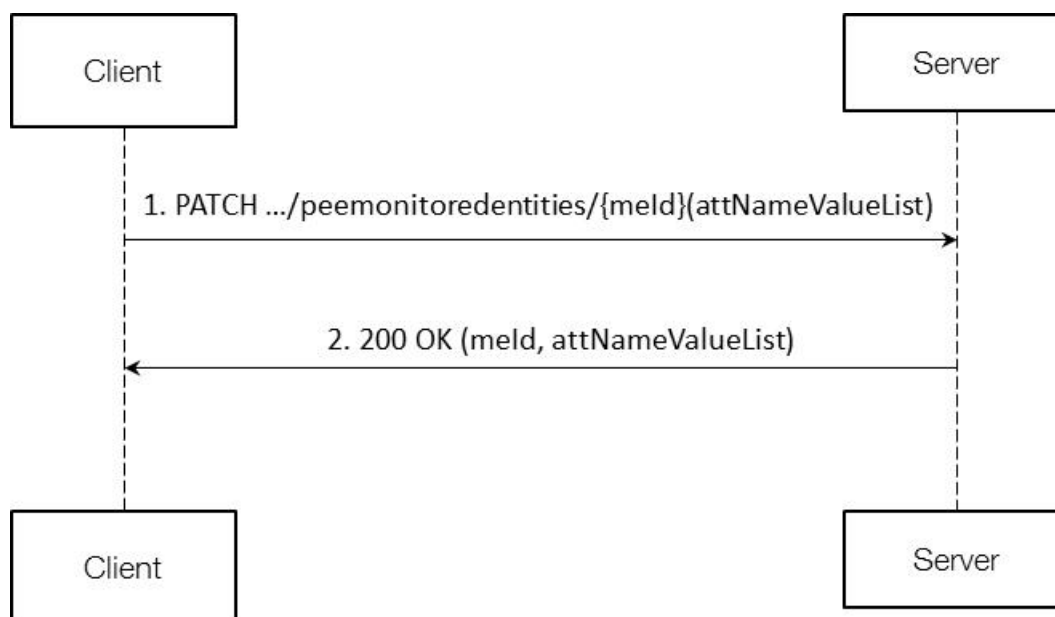


Figure B.3.3.3.2.1: Flow of the writeMEDescription operation

NOTE: In figure B.3.3.3.2.1, the Client is the NM-RMS and the Server can be the XCU/DGU or VS-RMS or DM/EM.

This operation consists of the following steps:

1. Client sends a PATCH request to an individual monitored entity resource, addressed by the appropriate monitored entity identifier in its resource URI, which includes in the payload body a data structure of type "attNameValueList", containing the list of attribute name and value pairs corresponding to attributes to be modified.
2. Server returns a "200 OK" response to the NM-RMS, and includes the monitored entity Id and a data structure of type "attNameValueList" in the payload body, containing the list of attribute name and value pairs corresponding to attributes whose values have been modified.

B.3.3.4 Resources

B.3.3.4.1 Introduction

This clause defines all the resources and methods provided by the CMONOperations_1 interface.

B.3.3.4.2 Resource: Individual monitored entity

B.3.3.4.2.1 Description

This resource represents an individual monitored entity.

B.3.3.4.2.2 Resource definition

B.3.3.4.2.3 Resource methods

B.3.3.4.2.3.1 GET

The client can use this method to get the value of all attributes of an individual monitored entity.

Table B.3.3.4.2.3.1-1: Details of the GET request on this resource

Data type	Cardinality	Description
meld	1	The Id of the monitored entity.

Table B.3.3.4.2.3.1-2: Details of the GET response on this resource

Data type	Cardinality	Response codes	Description
meld	1	200 OK	The request was accepted and completed. The response body shall contain the monitored entity Id and attribute name and value pairs for the monitored entity.
AttNameValueList	1		

B.3.3.4.2.3.2 PATCH

The client can use this method to write the value of a list of attributes of an individual monitored entity.

Table B.3.3.4.2.3.2-1: Details of the PATCH request on this resource

Data type	Cardinality	Description
meld	1	The Id of the monitored entity.
AttNameValueList	1	The list of names and values of attributes to be modified.

Table B.3.3.4.2.3.1-2: Details of the PATCH response on this resource

Data type	Cardinality	Response codes	Description
meld	1	200 OK	The request was accepted and completed. The response body shall contain the monitored entity Id and attribute modifications for the monitored entity.
AttNameValueList	1		

B.3.3.5 Data Model

B.3.3.5.1 Introduction

This clause defines the request and response data structures of the CMONOperations_1 interface. If a request or response contains attributes not defined in the present document, a receiving functional block that does not understand these attributes shall not treat their presence as an error, and may choose to ignore them.

B.3.3.5.2 Resource and notification data types

B.3.3.5.2.1 Introduction

This clause defines the data structures to be used in the resource representations and notifications for the CMONOperations_1 interface.

B.3.3.5.2.2 Type: AttributeNameList

Table B.3.3.5.2.2-1: Definition of the AttributeNameList data type

Attribute name	Data type	Cardinality	Description
attributeName	String	0..N	Name of the attribute whose value is queried.

B.3.3.5.2.3 Type: AttNameValueList

Table B.3.3.5.2.3-1: Definition of the AttNameValueList data type

Attribute name	Data type	Cardinality	Description
attributeNameValue	Structure (inlined)	0..N	Pair of name+value of an attribute.
> attributeName	String	1	Name of the attribute.
> attributeValue	Any	1	Value of the attribute.

B.3.4 CMONOperations_2 interface

B.3.4.1 Description

The semantics of this interface is described in 3GPP TS 28.305 [2] – clause 6.2.4.

B.3.4.2 Resource structure and attributes

All resource URIs of the API shall use the base URI specification defined in clause B.3.10. The string "cmonoperations_2" shall be used to represent {apiName}. The {apiVersion} shall be set to "v1" for the present document. All resource URIs in the clauses below are defined relatively to the above base URI.

Figure B.3.4.3.2.1 shows the overall resource URI structure defined for the CMONOperations_2 interface.

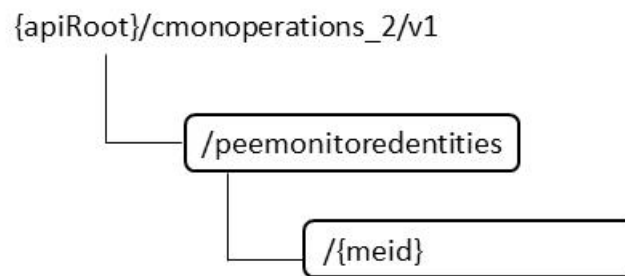


Figure B.3.4.3.2.1: Resource URI structure of the CMONOperations_2 interface

B.3.4.3 Sequence diagrams (informative)

B.3.4.3.1 Flow of the readMEConfiguration operation

This clause describes a sequence flow for reading threshold values of an individual monitored entity instance.

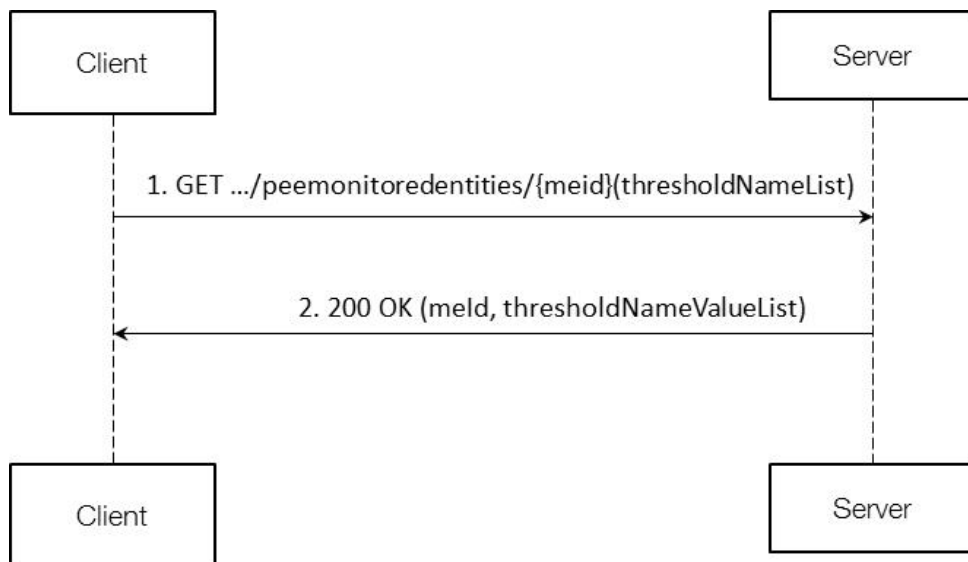


Figure B.3.4.3.1.1: Flow of the readMEConfiguration operation

NOTE: in figure B.3.4.3.1.1, the Client is the NM-RMS and the Server can be the XCU/DGU or VS-RMS or DM/EM.

This operation consists of the following steps:

1. Client sends a GET request to an individual monitored entity resource, addressed by the appropriate monitored entity identifier in its resource URI.
2. Server returns a "200 OK" response to Client, and includes the monitored entity Id and a data structure of type "thresholdNameValueList" in the payload body.

B.3.4.3.2 Flow of the writeMEConfiguration operation

This clause describes a sequence flow for writing threshold values of an individual monitored entity instance.

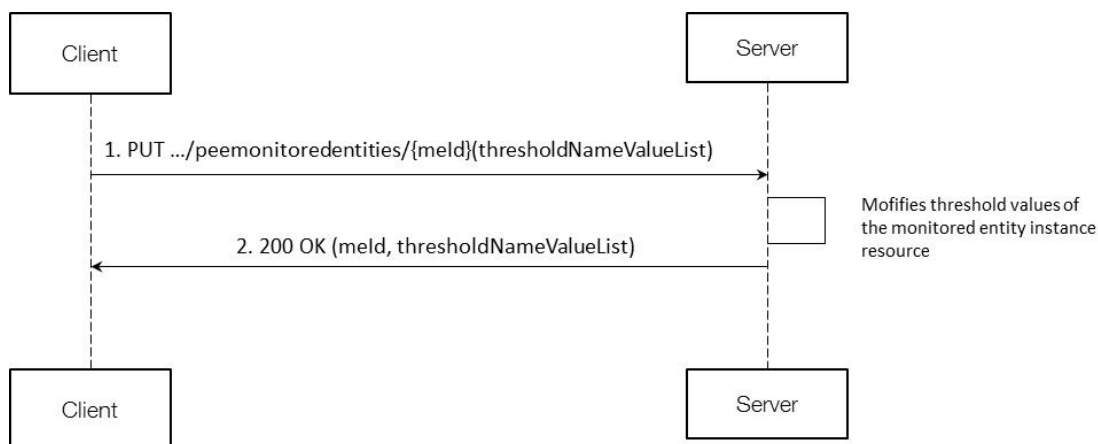


Figure B.3.4.3.2.1: Flow of the writeMEConfiguration operation

NOTE: in figure B.3.4.3.2.1, the Client is the NM-RMS and the Server can be the XCU/DGU or VS-RMS or DM/EM.

This operation consists of the following steps:

1. The Client sends a PUT request to the individual monitored entity instance resource;
2. The Server modifies values of the thresholds of the monitored entity instance resource;
3. The Server returns a “200 OK” response to the Client, with a payload body containing the monitored entity Id and the actual values of the thresholds in a data structure of type “thresholdNameValueList”.

B.3.4.4 Resources

B.3.4.4.1 Introduction

This clause defines all the resources and methods provided by the CMONOperations_2 interface.

B.3.4.4.2 Resource: Individual monitored entity

B.3.4.4.2.1 Description

This resource represents an individual monitored entity.

B.3.4.4.2.2 Resource definition

B.3.4.4.2.3 Resource methods

B.3.4.4.2.3.1 GET

The client can use this method to get the value of all threshold values of an individual monitored entity.

Table B.3.4.4.2.3.1-1: Details of the GET request on this resource

Data type	Cardinality	Description
meld	1	The monitored entity Id.

Table B.3.4.4.2.3.1-2: Details of the GET response on this resource

Data type	Cardinality	Response codes	Description
meld ThresholdNameValueList	1	200 OK	The request was accepted and completed. The response body shall contain the monitored entity Id and threshold name and value pairs of the monitored entity.

B.3.4.4.2.3.2 PUT

The client can use this method to write the value of a list of thresholds of an individual monitored entity.

Table B.3.3.4.2.3.2-1: Details of the PUT request on this resource

Data type	Cardinality	Description
meld	1	The monitored entity Id
ThresholdNameValueList	1	The list of names and values of thresholds to be modified.

Table B.3.4.4.2.3.1-2: Details of the PUT response on this resource

Data type	Cardinality	Response codes	Description
meld ThresholdNameValueList	1	200 OK	The request was accepted and completed. The response body shall contain the monitored entity Id and threshold modifications for the monitored entity.

B.3.4.5 Data Model

B.3.4.5.1 Introduction

This clause defines the request and response data structures of the CMONOperations_2 interface. If a request or response contains attributes not defined in the present document, a receiving functional block that does not understand these attributes shall not treat their presence as an error, and may choose to ignore them.

B.3.4.5.2 Resource and notification data types

B.3.4.5.2.1 Introduction

This clause defines the data structures to be used in the resource representations and notifications for the CMONOperations_2 interface.

B.3.4.5.2.2 Type: ThresholdNameValueList

Table B.3.4.5.2.2-1: Definition of the ThresholdNameValueList data type

Attribute name	Data type	Cardinality	Description
thresholdNameValue	Structure (inlined)	0..N	Pair of name+value of a threshold.
> thresholdName	String	1	Name of the threshold.
> thresholdValue	Any	1	Value of the threshold.

B.3.5 CMONOperations_3 interface

B.3.5.0 Introduction

The semantics of this interface is described in 3GPP TS 28.305 [2] – clause 6.2.5.

B.3.5.1 createCMONPMJob operation

B.3.5.1.1 Description

The semantics of this operation is described in 3GPP TS 28.305 [2] – clause 6.2.5.1.

B.3.5.1.2 Resource structure and attributes

All resource URIs of the API shall use the base URI specification defined in clause B.3.10. The string "cmonoperations_3" shall be used to represent {apiName}. The {apiVersion} shall be set to "v1" for the present document. All resource URIs in the clauses below are defined relative to the above base URI.

Figure B.3.5.1.2.1 shows the overall resource URI structure defined for the createCMONPMJob operation.

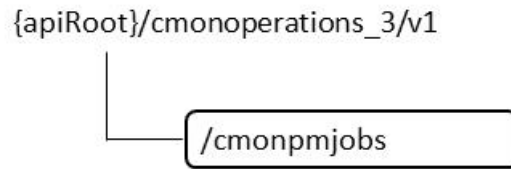


Figure B.3.5.1.2.1: Resource URI structure of the createCMONPMJob operation

B.3.5.1.3 Flow of the createCMONPMJob operation

This clause describes a sequence flow for creating an individual cmonpmjob instance.

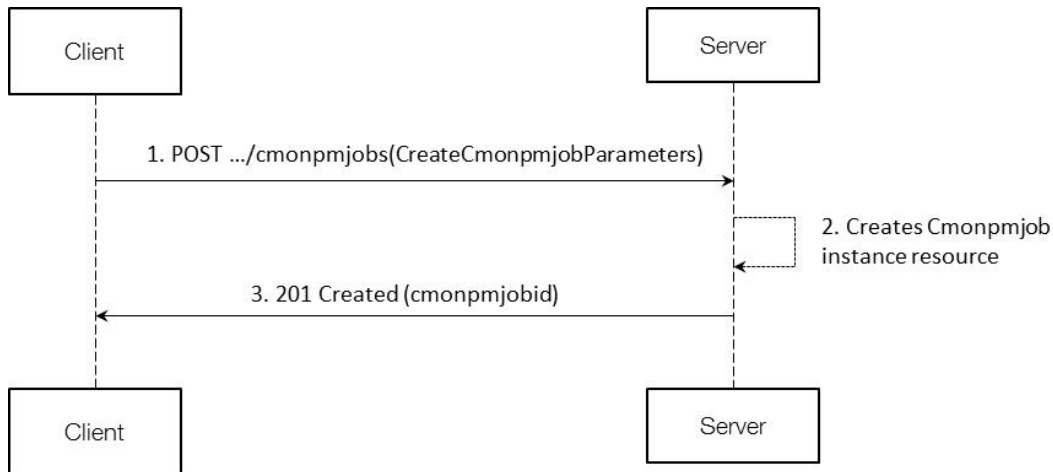


Figure B.3.5.1.3.1: Flow of the createCMONPMJob operation

NOTE: in figure B.3.4.1.3.1, the Client is the NM-RMS and the Server can be the XCU/DGU or VS-RMS or DM/EM.

This operation consists of the following steps:

1. The Client sends a POST request to the cmonpmjobs resource, including in the payload body a data structure of type "Createcmonpmjobparamaters";
2. The Server creates a new Cmonpmjob instance, and the associated Cmonpmjob instance identifier;
3. The Server returns a "201 Created" response to the Client, containing a representation of the Cmonpmjob instance resource just created by the Server, and provides the URI of the newly created resource in the "Location" HTTP header.

B.3.5.1.4 Resource: cmonpmjobs

B.3.5.1.4.1 Description

This resource represents cmonpmjobs. The client can use this resource to request the creation of a new instance of cmonpmjob.

B.3.5.1.4.2 Resource definition

The resource URI is: `{apiRoot}/cmonoperations_3/v1/cmonpmjobs`

B.3.5.1.4.3 Resource method: POST

The client can use this method to create an individual cmonpmjob instance.

Table B.3.5.1.4.3-1: Details of the POST request on this resource

Data type	Cardinality	Description
MeldList	1	The list of mElds of PEEMonitoredEntity instances on which measurements are to be collected.
MeasurementNameList	1	The list of names of measurements to be collected.
GranularityPeriod	1	The granularity period.

Table B.3.5.1.4.3-2: Details of the POST response on this resource

Data type	Cardinality	Response codes	Description
CmonPmJobId	1	201 Created (cmonpmjobid)	The request was accepted. The new instance of cmonpmjob is created by Server and its Id is sent to Client.

B.3.5.1.5 Data Model

B.3.5.1.5.1 Introduction

This clause defines the request and response data structures of the createCMONPMJob operation. If a request or response contains attributes not defined in the present document, a receiving functional block that does not understand these attributes shall not treat their presence as an error, and may choose to ignore them.

B.3.5.1.5.2 Data Type: MeldList

Table B.3.5.1.5.2-1: Definition of the MeldList data type

Attribute name	Data type	Cardinality	Description
mEld	Identifier	1..N	Identifier of monitored entity instance.

B.3.5.1.5.3 Data Type: MeasurementNameList

Table B.3.5.1.5.3-1: Definition of the MeasurementNameList data type

Attribute name	Data type	Cardinality	Description
measurementName	String	1..N	Name of the the measurement. It shall correspond to an attribute name of PEEMeasurementData.

B.3.5.1.5.4 Data Type: GranularityPeriod

Table B.3.5.1.5.4-1: Definition of the GranularityPeriod data type

Attribute name	Data type	Cardinality	Description
granularityPeriod	Integer	1	It specifies the period between two successive measurements. Expressed in minutes.

B.3.5.1.5.5 Data Type: ServerJobId

Table B.3.5.1.5.6-1: Definition of the CmonPmJobId data type

Attribute name	Data type	Cardinality	Description
cmonpmjobid	Identifier	1	Identifier of cmonpmjob instance, assigned by Server.

B.3.5.2 stopCMONPMJob operation

B.3.5.2.1 Description

The semantics of this operation is described in 3GPP TS 28.305 [2] – clause 6.2.5.2.

B.3.5.2.2 Resource structure and attributes

All resource URIs of the API shall use the base URI specification defined in clause B.3.10. The string "cmonoperations_3" shall be used to represent {apiName}. The {apiVersion} shall be set to "v1" for the present document. All resource URIs in the clauses below are defined relative to the above base URI.

Figure B.3.5.2.2.1 shows the overall resource URI structure defined for the stopCMONPMJob operation.

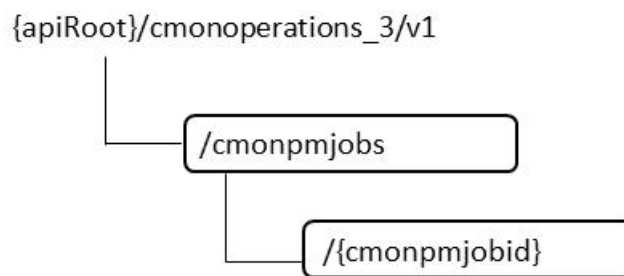


Figure B.3.5.2.2.1: Resource URI structure of the stopCMONPMJob operation

B.3.5.2.3 Flow of the stopCMONPMJob operation

This clause describes a sequence flow for stopping an individual cmonpmjob.

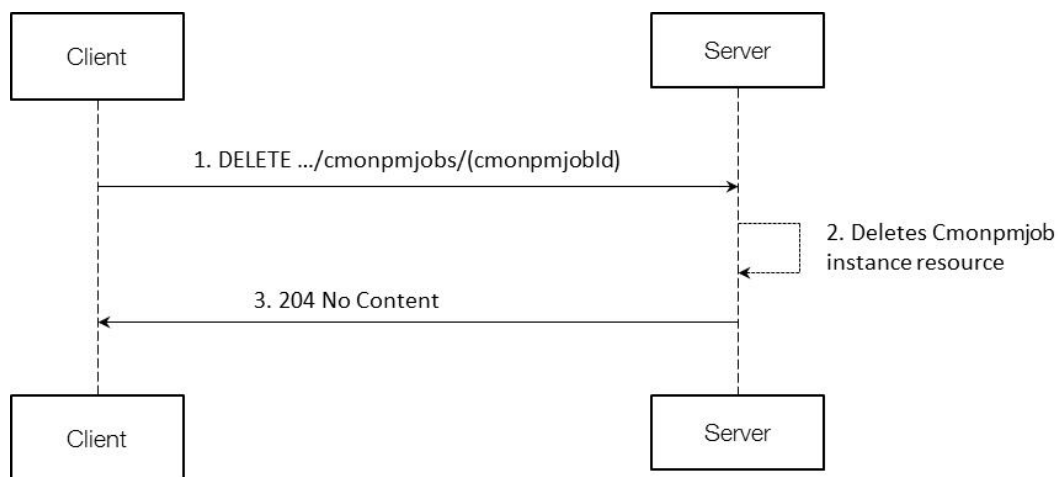


Figure B.3.5.2.3.1: Flow of the stopCMONPMJob operation

NOTE: in figure B.3.5.2.3.1, the Client is the NM-RMS and the Server can be the XCU/DGU or VS-RMS or DM/EM.

This operation consists of the following steps:

1. The Client sends a DELETE request to the individual cmonpmjob instance resource;
2. The Server deletes the cmonpmjob instance resource, and the associated cmonpmjob instance identifier;
3. The Server returns a “204 No Content” response to the Client, with an empty payload body.

B.3.5.2.4 Resource: individual cmonpmjob instance

B.3.5.2.4.1 Description

This resource represents an individual cmonpmjob instance.

B.3.5.2.4.2 Resource definition

The resource URI is: {apiRoot}/cmonoperations_3/v1/cmonpmjobs/{cmonpmjobId}

B.3.5.2.4.3 Resource method: DELETE

The client can use this method to delete an individual cmonpmjob instance.

Table B.3.5.2.4.3-1: Details of the DELETE request on this resource

Data type	Cardinality	Description
CmonPmJobId	1	The Id of the cmonpmjob instance.

Table B.3.5.2.4.3-2: Details of the DELETE response on this resource

Data type	Cardinality	Response codes	Description
N/A		204	The request was accepted. The cmonpmjob instance is deleted by Server.

B.3.5.2.5 Data Model

B.3.5.2.5.1 Introduction

This clause defines the request and response data structures of the stopCMONPMJob operation. If a request or response contains attributes not defined in the present document, a receiving functional block that does not understand these attributes shall not treat their presence as an error, and may choose to ignore them.

B.3.5.2.5.2 Data Type: CmonPmJobId

Table B.3.5.2.5.2-1: Definition of the CmonPmJobId data type

Attribute name	Data type	Cardinality	Description
cmonpmjobid	Identifier	1	Identifier of a cmonpmjob instance.

B.3.6 CMONNotifications_1 interface

B.3.6.0 Introduction

The semantics of this interface is described in 3GPP TS 28.305 [2] – clause 6.2.6.

B.3.6.1 notifyMeasurementData notification

B.3.6.1.1 Description

The semantics of this notification is described in 3GPP TS 28.305 [2] – clause 6.2.6.1.

B.3.6.1.2 Resource structure and attributes

All resource URIs of the API shall use the base URI specification defined in clause B.3.10. The string "cmonnotifications_1" shall be used to represent {apiName}. The {apiVersion} shall be set to "v1" for the present document. All resource URIs in the clauses below are defined relatively to the above base URI.

NOTE: This version of the specification does not define how the Client URL is provisioned to the Server.

B.3.6.1.3 Flow of the notifyMeasurementData notification

This clause describes a sequence flow for notifying measurement data.

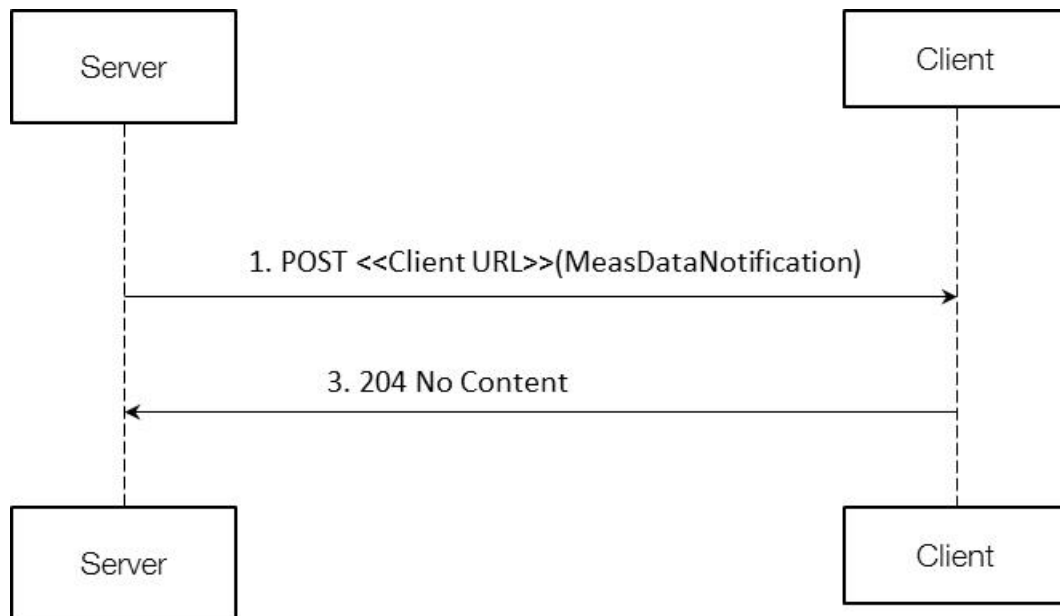


Figure B.3.6.1.3.1: Flow of the notifyMeasurementData notification

NOTE: in figure B.3.6.1.3.1, the Client is the NM-RMS and the Server can be the XCU/DGU or VS-RMS or DM/EM.

This operation consists of the following steps:

1. The Server generates a notification which includes measurement data, and sends it in the body of a POST request to the Client URI;
2. The Client acknowledges the successful delivery of the notification by returning a "204 No Content" response.

B.3.6.1.4 Resource: notification endpoint

B.3.6.1.4.1 Description

This resource represents a notification endpoint. The Server can use this resource to send notifications to the Client, which has provided the URI of this resource.

B.3.6.1.4.2 Resource definition

The resource URI has been provided by the Client.

B.3.6.1.4.3 Resource method: POST

The Server can use this method to send a notification to the Client.

Table B.3.6.1.4.3-1: Details of the POST request on this resource

Data type	Cardinality	Description
NotificationHeader	1	The header of the notification.
MeasDataCollection	1	The collection of measurement data.

Table B.3.6.1.4.3-2: Details of the POST response on this resource

Data type	Cardinality	Response codes	Description
None		204	The notification was delivered successfully.

B.3.6.1.5 Data Model

B.3.6.1.5.1 Introduction

This clause defines the request and response data structures of the notifyMeasurementData notification. If a request or response contains attributes not defined in the present document, a receiving functional block that does not understand these attributes shall not treat their presence as an error, and may choose to ignore them.

B.3.6.1.5.2 Data Type: NotificationHeader

Table B.3.6.1.5.2-1: Definition of the NotificationHeader data type

Attribute name	Data type	Cardinality	Description
notificationId	Identifier	1	Identifier of the notification instance.
notificationType	String	1	The type of notification (= "MeasDataNotification").
senderInfo	Structure (inlined)	1	Information about the sender of the notification.
>senderName	String	1	The name of the sender.
>senderType	String	1	The type of the sender.
>vendorName	String	1	The name of the vendor of the sender.

B.3.6.1.5.3 Data Type: MeasDataCollection

Table B.3.6.1.5.3-1: Definition of the MeasDataCollection data type

Attribute name	Data type	Cardinality	Description
MeasHeader	Structure (inlined)	1	The measurement header.
>measFormatVersion	String	1	The format version of the measurement data collection
>collectionBeginTime	DateTime	1	The start of the measurement collection interval (granularity period) for the collected measurement data.
>jobId	Identifier	1	The identifier of the cmonpmjob thanks to which these measurement data are collected.
MeasData	Structure (inlined)	1..N	The measurement data.
>mEId	Identifier		Identifier of the monitored entity instance
>measInfo	Structure (inlined)	1..N	The sequence of measurements, values and related information.
>>measName	String	1	The name of the measurement
>>measValue	Any	1	The value of the measurement
MeasFooter	Structure (inlined)	1	The measurement footer.
>collectionEndTime	DateTime	1	The end of the measurement collection interval (granularity period) for the collected measurement data.

B.3.7 CMONNotifications_2 interface**B.3.7.0 Introduction**

The semantics of this interface is described in 3GPP TS 28.305 [2] – clause 6.2.7.

B.3.7.1 notifyAlarm notification**B.3.7.1.1 Description**

The semantics of this notification is described in 3GPP TS 28.305 [2] – clause 6.2.7.1.

B.3.7.1.2 Resource structure and attributes

All resource URIs of the API shall use the base URI specification defined in clause B.3.10. The string "cmonnotifications_2" shall be used to represent {apiName}. The {apiVersion} shall be set to "v1" for the present document. All resource URIs in the clauses below are defined relative to the above base URI.

NOTE: This version of the specification does not define how the Client URL is provisioned to the Server.

B.3.7.1.3 Flow of the notifyAlarm notification

This clause describes a sequence flow for notifying an alarm.

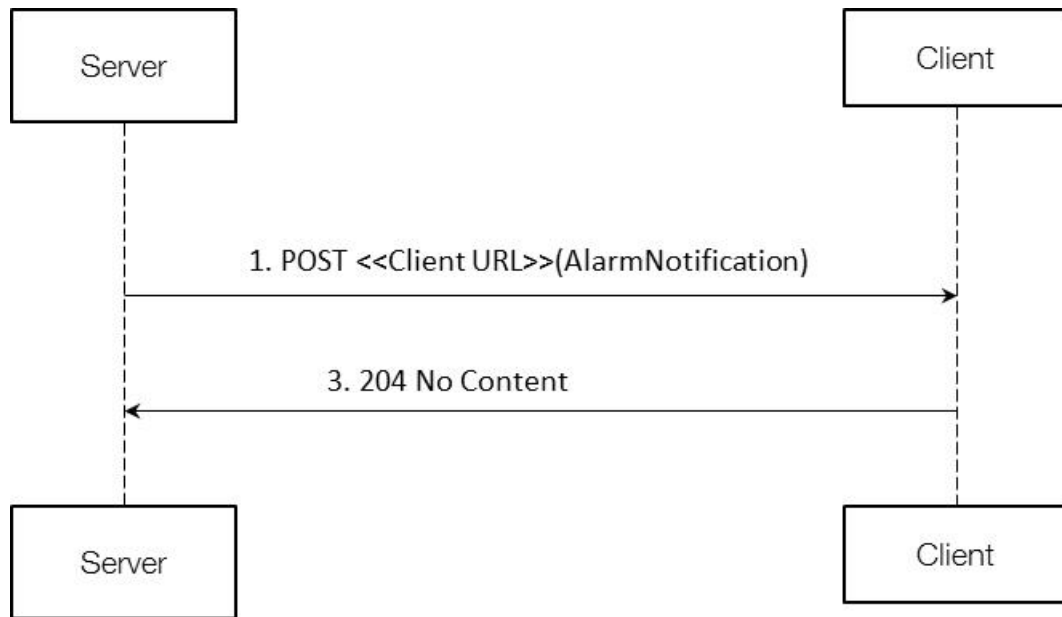


Figure B.3.7.1.3.1: Flow of the notifyAlarm notification

NOTE: in figure B.3.6.1.3.1, the Client is the NM-RMS and the Server can be the XCU/DGU or VS-RMS or DM/EM.

This operation consists of the following steps:

1. The Client generates a notification which includes alarm data, and sends it in the body of a POST request to the Server URI;
2. The Server acknowledges the successful delivery of the notification by returning a “204 No Content” response.

B.3.7.1.4 Resource: notification endpoint

B.3.7.1.4.1 Description

This resource represents a notification endpoint. The Server can use this resource to send notifications to the Client, which has provided the URI of this resource.

B.3.7.1.4.2 Resource definition

The resource URI has been provided by the Client.

B.3.7.1.4.3 Resource method: POST

The Server can use this method to send a notification to the Client.

Table B.3.7.1.4.3-1: Details of the POST request on this resource

Data type	Cardinality	Description
NotificationHeader	1	The header of the notification.
AlarmInformation	1	The information about the alarm.

Table B.3.7.1.4.3-2: Details of the POST response on this resource

Data type	Cardinality	Response codes	Description
None		204	The notification was delivered successfully.

B.3.7.1.5 Data Model

B.3.7.1.5.1 Introduction

This clause defines the request and response data structures of the notifyAlarm notification. If a request or response contains attributes not defined in the present document, a receiving functional block that does not understand these attributes shall not treat their presence as an error, and may choose to ignore them.

B.3.7.1.5.2 Data Type: NotificationHeader

Table B.3.7.1.5.2-1: Definition of the NotificationHeader data type

Attribute name	Data type	Cardinality	Description
notificationId	Identifier	1	Identifier of the notification instance.
notificationType	String	1	The type of notification (= "AlarmNotification").
senderInfo	Structure (inlined)	1	Information about the sender of the notification.
>senderName	String	1	The name of the sender.
>senderType	String	1	The type of the sender.
>vendorName	String	1	The name of the vendor of the sender.

B.3.7.1.5.3 Data Type: AlarmInformation

Table B.3.7.1.5.3-1: Definition of the AlarmInformation data type

Attribute name	Data type	Cardinality	Description
alarmId	Identifier	1	See 3GPP TS 28.305 [2] – clause 6.2.7.1.2.
alarmTime	DateTime	1	See 3GPP TS 28.305 [2] – clause 6.2.7.1.2.
alarmType	String	1	See 3GPP TS 28.305 [2] – clause 6.2.7.1.2.
perceivedSeverity	String	1	See 3GPP TS 28.305 [2] – clause 6.2.7.1.2.
probableCause	String	1	See 3GPP TS 28.305 [2] – clause 6.2.7.1.2.
additionalText	String	0..1	See 3GPP TS 28.305 [2] – clause 6.2.7.1.2.

B.3.8 CMONNotifications_3 interface

B.3.8.0 Introduction

The semantics of this interface is described in 3GPP TS 28.305 [2] – clause 6.2.8.

B.3.8.1 notifyConfigurationChange notification

B.3.8.1.1 Description

The semantics of this notification is described in 3GPP TS 28.305 [2] – clause 6.2.8.1.

B.3.8.1.2 Resource structure and attributes

All resource URIs of the API shall use the base URI specification defined in clause B.3.10. The string "cmonnotifications_3" shall be used to represent {apiName}. The {apiVersion} shall be set to "v1" for the present document. All resource URIs in the clauses below are defined relatively to the above base URI.

NOTE: This version of the specification does not define how the Client URL is provisioned to the Server.

B.3.8.1.3 Flow of the notifyConfigurationChange notification

This clause describes a sequence flow for notifying a configuration change.

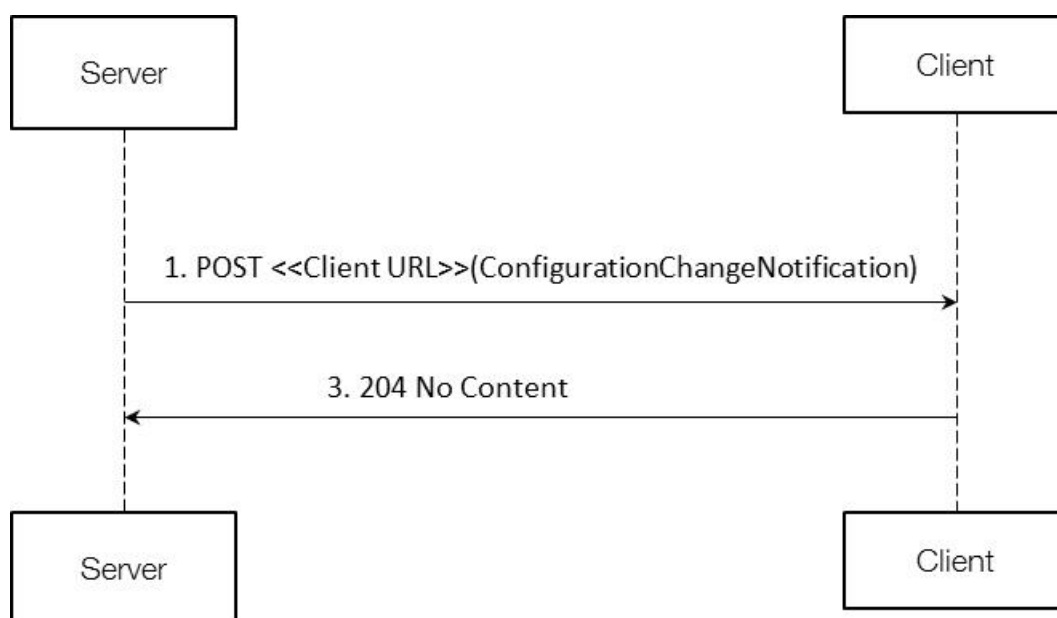


Figure B.3.8.1.3.1: Flow of the notifyConfigurationChange notification

NOTE: in figure B.3.8.1.3.1, the Client is the NM-RMS and the Server can be the XCU/DGU or VS-RMS or DM/EM.

This operation consists of the following steps:

1. The Client generates a notification which includes configuration change data, and sends it in the body of a POST request to the Server URI;
2. The Server acknowledges the successful delivery of the notification by returning a "204 No Content" response.

B.3.8.1.4 Resource: notification endpoint

B.3.8.1.4.1 Description

This resource represents a notification endpoint. The Server can use this resource to send notifications to the Client, which has provided the URI of this resource.

B.3.8.1.4.2 Resource definition

The resource URI has been provided by the Client.

B.3.8.1.4.3 Resource method: POST

The Server can use this method to send a notification to the Client.

Table B.3.8.1.4.3-1: Details of the POST request on this resource

Data type	Cardinality	Description
NotificationHeader	1	The header of the notification.
ConfigurationChangeInformation	1	The information about the configuration change.

Table B.3.8.1.4.3-2: Details of the POST response on this resource

Data type	Cardinality	Response codes	Description
None		204	The notification was delivered successfully.

B.3.8.1.5 Data Model

B.3.8.1.5.1 Introduction

This clause defines the request and response data structures of the notifyConfigurationChange notification. If a request or response contains attributes not defined in the present document, a receiving functional block that does not understand these attributes shall not treat their presence as an error, and may choose to ignore them.

B.3.8.1.5.2 Data Type: NotificationHeader

Table B.3.8.1.5.2-1: Definition of the NotificationHeader data type

Attribute name	Data type	Cardinality	Description
notificationId	Identifier	1	Identifier of the notification instance.
notificationType	String	1	The type of notification (= "ConfigurationChangeNotification").
senderInfo	Structure (inlined)	1	Information about the sender of the notification.
>senderName	String	1	The name of the sender.
>senderType	String	1	The type of the sender.
>vendorName	String	1	The name of the vendor of the sender.

B.3.8.1.5.3 Data Type: ConfigurationChangeInformation

Table B.3.8.1.5.3-1: Definition of the ConfigurationChangeInformation data type

Attribute name	Data type	Cardinality	Description
mEid	Identifier	1	See 3GPP TS 28.305 [2] – clause 6.2.8.1.2.
attNameValueList	KeyValuePairs	1..N	See 3GPP TS 28.305 [2] – clause 6.2.8.1.2.

B.3.9 CMONNotifications_4 interface

B.3.9.0 Introduction

The semantics of this interface is described in 3GPP TS 28.305 [2] – clause 6.2.9.

B.3.9.1 notifyThresholdCrossingOrReaching notification

B.3.9.1.1 Description

The semantics of this notification is described in 3GPP TS 28.305 [2] – clause 6.2.9.1.

B.3.9.1.2 Resource structure and attributes

All resource URIs of the API shall use the base URI specification defined in clause B.3.10. The string "cmonnotifications_4" shall be used to represent {apiName}. The {apiVersion} shall be set to "v1" for the present document. All resource URIs in the clauses below are defined relative to the above base URI.

NOTE: This version of the specification does not define how the Client URL is provisioned to the Server.

B.3.9.1.3 Flow of the notifyThresholdCrossingOrReaching notification

This clause describes a sequence flow for notifying that a threshold has been crossed or reached.

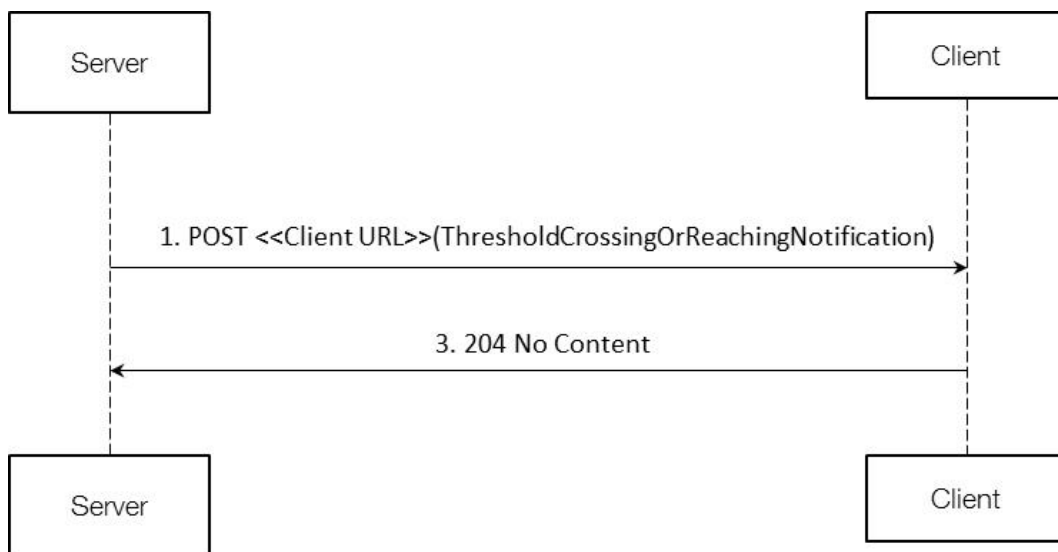


Figure B.3.9.1.3.1: Flow of the notifyThresholdCrossingOrReaching notification

NOTE: in figure B.3.9.1.3.1, the Client is the NM-RMS and the Server can be the XCU/DGU or VS-RMS or DM/EM.

This operation consists of the following steps:

1. The Client generates a notification which includes threshold crossing information, and sends it in the body of a POST request to the Server URI;
2. The Server acknowledges the successful delivery of the notification by returning a "204 No Content" response.

B.3.9.1.4 Resource: notification endpoint

B.3.9.1.4.1 Description

This resource represents a notification endpoint. The Server can use this resource to send notifications to the Client, which has provided the URI of this resource.

B.3.9.1.4.2 Resource definition

The resource URI has been provided by the Client.

B.3.9.1.4.3 Resource method: POST

The Server can use this method to send a notification to the Client.

Table B.3.9.1.4.3-1: Details of the POST request on this resource

Data type	Cardinality	Description
NotificationHeader	1	The header of the notification.
ThresholdCrossingOrReachingInformation	1	The information about the threshold crossing / reaching.

Table B.3.9.1.4.3-2: Details of the POST response on this resource

Data type	Cardinality	Response codes	Description
None		204	The notification was delivered successfully.

B.3.9.1.5 Data Model

B.3.9.1.5.1 Introduction

This clause defines the request and response data structures of the notifyThresholdCrossingOrReaching notification. If a request or response contains attributes not defined in the present document, a receiving functional block that does not understand these attributes shall not treat their presence as an error, and may choose to ignore them.

B.3.9.1.5.2 Data Type: NotificationHeader

Table B.3.9.1.5.2-1: Definition of the NotificationHeader data type

Attribute name	Data type	Cardinality	Description
notificationId	Identifier	1	Identifier of the notification instance.
notificationType	String	1	The type of notification (= "ThresholdCrossingOrReachingNotification").
senderInfo	Structure (inlined)	1	Information about the sender of the notification.
>senderName	String	1	The name of the sender.
>senderType	String	1	The type of the sender.
>vendorName	String	1	The name of the vendor of the sender.

B.3.9.1.5.3 Data Type: ThresholdCrossingOrReachingInformation

Table B.3.9.1.5.3-1: Definition of the ThresholdCrossingInformation data type

Attribute name	Data type	Cardinality	Description
mEid	Identifier	1	See 3GPP TS 28.305 [2] – clause 6.2.9.1.2.
thresholdInfo	Structure (inlined)	1..N	See 3GPP TS 28.305 [2] – clause 6.2.9.1.2.
>thresholdName	String	1	See 3GPP TS 28.305 [2] – clause 6.2.9.1.2.
>thresholdValue	(any type)	1	See 3GPP TS 28.305 [2] – clause 6.2.9.1.2.
>thresholdObservedValue	(any type)	1	See 3GPP TS 28.305 [2] – clause 6.2.9.1.2.

B.3.10 URI structure and supported content formats

This clause specifies the URI prefix and the supported formats applicable to the APIs defined in the present document.

All resource URIs of the APIs shall have the following prefix:

`{apiRoot}/{apiName}/{apiVersion}/`

where:

`{apiRoot}` indicates the scheme ("http" or "https"), the host name and optional port, and an optional prefix path.

`{apiName}` indicates the interface name in an abbreviated form. The `{apiName}` of each interface is defined in the clause specifying the corresponding interface.

`{apiVersion}` indicates the current version of the API and is defined in the clause specifying the corresponding interface.

For HTTP requests and responses that have a body, the content format JSON (see IETF RFC 7159 [9]) shall be supported. The JSON format shall be signalled by the content type "application/json".

All APIs shall support and use HTTP over TLS (also known as HTTPS) (see IETF RFC 2818 [10]). TLS version 1.2 as defined by IETF RFC 5246 [11] shall be supported.

NOTE 1: The HTTP protocol elements mentioned in the present document originate from the HTTP specification; HTTPS runs the HTTP protocol in a TLS layer. The present document therefore uses the statement above to mention "HTTP request", "HTTP header", etc., without explicitly calling out whether or not these are run over TLS.

NOTE 2: There are a number of best practices and guidelines how to configure and implement TLS 1.2 in a secure manner, as security threats evolve. A detailed specification of those is beyond the scope of the present document; the reader is referred to external documentation such as Annex E of 3GPP TS 33 310 [12].

All resource URIs of the API shall comply with the URI syntax as defined in IETF RFC 3986 [13]. An implementation that dynamically generates resource URI parts (path segments, query parameter values) shall ensure that these parts only use the character set that is allowed by IETF RFC 3986 [13] for these parts.

NOTE 3: This means that characters which are not part of this allowed set need to be escaped using percentencoding as defined by IETF RFC 3986 [13].

B.3.11 Solution Set definitions

B.3.11.1 Solution set definition structure

B.3.11.2 of the present document defines the OpenAPI schema `CMONOperations_1.json` for the `CMONOperations_1` interface defined in 3GPP TS 28.305 [2].

Note: To conform to RESTful principles, B.3.11.2 defines the following additional operation which is not described in 3GPP TS 28.305 [2]

GET `/cmonoperations_1/v1/peemonitoreidentities`

B.3.11.3 of the present document defines the OpenAPI schema `CMONOperations_2.json` for the `CMONOperations_2` interface defined in 3GPP TS 28.305 [2].

Note: To conform to RESTful principles, B.3.11.3 defines the following additional operation which is not described in 3GPP TS 28.305 [2]

GET `/cmonoperations_2/v1/peemonitoreidentities`

B.3.11.4 of the present document defines the OpenAPI schema `CMONOperations_3.json` for the `CMONOperations_3` interface defined in 3GPP TS 28.305 [2].

Note: To conform to RESTful principles, B.3.11.4 defines the following additional operations which are not described in 3GPP TS 28.305 [2]

GET `/cmonoperations_3/v1/cmonpmjobs`

GET `/cmonoperations_3/v1/cmonpmjobs/{CMONPMJobId}`

B.3.11.5 of the present document defines the OpenAPI schema `CMONNotifications_1.json` for the `CMONNotifications_1` interface defined in 3GPP TS 28.305 [2].

B.3.11.6 of the present document defines the OpenAPI schema `CMONNotifications_2.json` for the `CMONNotifications_2` interface defined in 3GPP TS 28.305 [2].

B.3.11.7 of the present document defines the OpenAPI schema `CMONNotifications_3.json` for the `CMONNotifications_3` interface defined in 3GPP TS 28.305 [2].

B.3.11.8 of the present document defines the OpenAPI schema `CMONNotifications_4.json` for the `CMONNotifications_4` interface defined in 3GPP TS 28.305 [2].

B.3.11.2 OpenAPI definition "CMONOperations_1.json"

```
{
  "swagger": "2.0",
  "info": {
    "title": "CMONOperations_1 Interface",
    "description": "PEE Monitoring",
    "version": "1.0.0"
  },
  "host": "www.example.org",
  "schemes": [
    "http",
    "https"
  ],
  "basePath": "/cmonoperations_1/v1",
  "produces": [
    "application/json"
  ],
  "paths": {
    "/peemonitoreidentities": {
      "get": {
        "summary": "Read descriptions for all monitored entities",
        "description": "The client can use this method to get a list of all monitored entities and their descriptions.",
        "responses": {
          "200": {
```

```

        "description": "The request was accepted and completed",
        "schema": {
          "type": "array",
          "items": {
            "type": "object",
            "properties": {
              "meid": {
                "type": "string",
                "description": "Monitored entity ID"
              },
              "Description": {
                "$ref": "#/definitions/PEEMEDescription"
              }
            }
          }
        }
      },
      "default": {
        "description": "Unexpected error",
        "schema": {
          "$ref": "#/definitions/Error"
        }
      }
    }
  },
  "/peemonitoredentities/{meid}": {
    "get": {
      "summary": "Read description for a monitored entity",
      "description": "The client can use this method to get the description of an individual monitored entity.",
      "parameters": [
        {
          "in": "path",
          "name": "meid",
          "description": "Monitored Entity ID",
          "required": true,
          "type": "string"
        }
      ],
      "responses": {
        "200": {
          "description": "The request was accepted and completed",
          "schema": {
            "type": "object",
            "properties": {
              "meid": {
                "type": "string",
                "description": "Monitored entity ID"
              },
              "Description": {
                "$ref": "#/definitions/PEEMEDescription"
              }
            }
          }
        },
        "404": {
          "description": "Invalid identifier"
        },
        "default": {
          "description": "Unexpected error",
          "schema": {
            "$ref": "#/definitions/Error"
          }
        }
      }
    },
    "patch": {
      "summary": "Modify description for a monitored entity",
      "description": "The client can use this method to modify the description of an individual monitored entity.",
      "parameters": [
        {
          "in": "path",
          "name": "meid",
          "description": "Monitored Entity ID",
          "required": true,
          "type": "string"
        }
      ]
    }
  }
}

```



```

    {
      "in": "path",
      "name": "meid",
      "description": "Monitored Entity ID",
      "required": true,
      "type": "string"
    }
  ],
  "responses": {
    "200": {
      "description": "The request was accepted and completed",
      "schema": {
        "type": "object",
        "properties": {
          "meid": {
            "type": "string",
            "description": "Monitored entity ID"
          },
          "Configuration": {
            "$ref": "#/definitions/PEEMConfiguration"
          }
        }
      }
    },
    "404": {
      "description": "Invalid identifier"
    },
    "default": {
      "description": "Unexpected error",
      "schema": {
        "$ref": "#/definitions/Error"
      }
    }
  }
},
"put": {
  "summary": "Modify configuration for a monitored entity",
  "description": "The client can use this method to modify the configuration of an individual monitored entity.",
  "parameters": [
    {
      "in": "path",
      "name": "meid",
      "description": "Monitored Entity ID",
      "required": true,
      "type": "string"
    },
    {
      "in": "body",
      "name": "PEEMConfigurationData",
      "description": "Configuration data.",
      "schema": {
        "$ref": "#/definitions/PEEMConfiguration"
      }
    }
  ],
  "responses": {
    "200": {
      "description": "The request was accepted and completed",
      "schema": {
        "$ref": "#/definitions/PEEMConfiguration"
      }
    },
    "default": {
      "description": "Unexpected error",
      "schema": {
        "$ref": "#/definitions/Error"
      }
    }
  }
}
},
"definitions": {
  "PEEMConfiguration": {
    "type": "object",
    "description": "Threshold values. Threshold monitoring is disabled for an attribute if the threshold is empty or undefined.",
  }
}

```

```

    "properties": {
      "powerMinThreshold": {
        "type": "string",
        "description": "Threshold value for minimum power usage"
      },
      "powerMaxThreshold": {
        "type": "string",
        "description": "Threshold value for maximum power usage"
      },
      "temperatureMinThreshold": {
        "type": "string",
        "description": "Threshold value for minimum temperature"
      },
      "temperatureMaxThreshold": {
        "type": "string",
        "description": "Threshold value for maximum temperature"
      },
      "voltageMinThreshold": {
        "type": "string",
        "description": "Threshold value for minimum voltage"
      },
      "voltageMaxThreshold": {
        "type": "string",
        "description": "Threshold value for maximum voltage"
      },
      "currentMinThreshold": {
        "type": "string",
        "description": "Threshold value for minimum current"
      },
      "currentMaxThreshold": {
        "type": "string",
        "description": "Threshold value for maximum current"
      },
      "humidityMinThreshold": {
        "type": "string",
        "description": "Threshold value for minimum humidity"
      },
      "humidityMaxThreshold": {
        "type": "string",
        "description": "Threshold value for maximum humidity"
      },
      "reportingURL": {
        "type": "string",
        "description": "The URL where notifications should be sent when any threshold is
reached or crossed"
      }
    }
  },
  "Error": {
    "type": "object",
    "properties": {
      "message": {
        "type": "string"
      }
    }
  }
}

```

B.3.11.4 OpenAPI definition "CMONOperations_3.json"

```

{
  "swagger": "2.0",
  "info": {
    "title": "CMONOperations_3 Interface",
    "description": "PEE Performance Monitoring",
    "version": "1.0.0"
  },
  "host": "www.example.org",
  "schemes": [
    "http",
    "https"
  ],
  "basePath": "/cmonoperations_3/v1",
  "produces": [
    "application/json"
  ],
  "paths": {

```

```

"/cmonpmjobs": {
  "get": {
    "summary": "Read list of performance monitoring jobs",
    "description": "Read a list of all performance monitoring jobs and their attributes.",
    "responses": {
      "200": {
        "description": "The request was accepted and completed",
        "schema": {
          "type": "array",
          "items": {
            "type": "object",
            "properties": {
              "cmonpmjobid": {
                "type": "string",
                "description": "The performance monitoring job ID."
              },
              "CMONPMJobData": {
                "$ref": "#/definitions/CMONPMJob"
              }
            }
          }
        }
      },
      "default": {
        "description": "Unexpected error",
        "schema": {
          "$ref": "#/definitions/Error"
        }
      }
    }
  },
  "post": {
    "summary": "Create new performance monitoring job",
    "description": "The client can use this method to create a new performance monitoring
job.",
    "parameters": [
      {
        "in": "body",
        "name": "CMONPMJobData",
        "description": "Measurement configuration for CMON PM job.",
        "schema": {
          "$ref": "#/definitions/CMONPMJob"
        }
      }
    ],
    "responses": {
      "201": {
        "description": "Created",
        "headers": {
          "Location": {
            "description": "Link to new performance monitoring job",
            "type": "string"
          }
        },
        "schema": {
          "type": "object",
          "properties": {
            "cmonpmjobid": {
              "type": "string",
              "description": "The performance monitoring job ID."
            },
            "CMONPMJobData": {
              "$ref": "#/definitions/CMONPMJob"
            }
          }
        }
      },
      "default": {
        "description": "Unexpected error",
        "schema": {
          "$ref": "#/definitions/Error"
        }
      }
    }
  }
},
"/cmonpmjobs/{CMONPMJobId}": {
  "get": {

```



```

    "summary": "Read a single performance monitoring job",
    "description": "Read the value of all attributes of an individual performance monitoring
job.",
    "parameters": [
      {
        "in": "path",
        "name": "CMONPMJobId",
        "description": "Performance monitoring job ID",
        "required": true,
        "type": "string"
      }
    ],
    "responses": {
      "200": {
        "description": "The request was accepted and completed",
        "schema": {
          "type": "object",
          "properties": {
            "cmonpmjobid": {
              "type": "string",
              "description": "The performance monitoring job ID."
            },
            "CMONPMJobData": {
              "$ref": "#/definitions/CMONPMJob"
            }
          }
        }
      },
      "404": {
        "description": "Invalid identifier"
      },
      "default": {
        "description": "Unexpected error",
        "schema": {
          "$ref": "#/definitions/Error"
        }
      }
    }
  },
  "delete": {
    "summary": "Delete a single performance monitoring job",
    "description": "The client can use this method to delete a performance monitoring job.",
    "parameters": [
      {
        "in": "path",
        "name": "CMONPMJobId",
        "description": "Performance monitoring job ID",
        "required": true,
        "type": "string"
      }
    ],
    "responses": {
      "204": {
        "description": "The resource was deleted"
      },
      "404": {
        "description": "Invalid identifier"
      },
      "default": {
        "description": "Unexpected error",
        "schema": {
          "$ref": "#/definitions/Error"
        }
      }
    }
  }
},
"definitions": {
  "CMONPMJob": {
    "type": "object",
    "properties": {
      "meIdList": {
        "type": "array",
        "description": "List of monitored entities",
        "items": {
          "type": "string",
          "description": "Identification of monitored entity."
        }
      }
    }
  }
}

```

```

    }
  },
  "measurementNames": {
    "type": "array",
    "description": "List of measurements",
    "items": {
      "type": "string",
      "description": "Measurement name.",
      "enum": [
        "powerAverage",
        "powerMin",
        "powerMax",
        "energyConsumption",
        "temperatureAverage",
        "temperatureMin",
        "voltageAverage",
        "voltageMin",
        "voltageMax",
        "currentAverage",
        "currentMin",
        "currentMax",
        "humidityAverage",
        "humidityMin",
        "humidityMax"
      ]
    }
  },
  "granularityPeriod": {
    "type": "integer",
    "description": "The period (in minutes) between two successive measurements.",
    "enum": [ 5, 15, 30, 60, 720, 1440 ]
  },
  "reportingURL": {
    "type": "string",
    "description": "The URL where notifications should be sent."
  }
},
"Error": {
  "type": "object",
  "properties": {
    "message": {
      "type": "string"
    }
  }
}
}
}
}
}

```

B.3.11.5 OpenAPI definition "CMONNotifications_1.json"

```

{
  "swagger": "2.0",
  "info": {
    "title": "CMONNotifications_1 Interface",
    "description": "PEE Performance Measurement Reporting",
    "version": "1.0.0"
  },
  "host": "www.example.org",
  "schemes": [
    "http",
    "https"
  ],
  "basePath": "/cmonnotifications_1/v1",
  "produces": [
    "application/json"
  ],
  "paths": {
    "/": {
      "post": {
        "summary": "New performance measurement report",
        "description": "The client can use this method to submit a new performance measurement report.",
        "parameters": [
          {
            "in": "body",
            "name": "CMONPMReport",
            "description": "Measurement report for CMON PM job."
          }
        ]
      }
    }
  }
}

```

```

        "schema": {
          "$ref": "#/definitions/CMONPMReport"
        }
      },
    ],
    "responses": {
      "204": {
        "description": "Created"
      },
      "default": {
        "description": "Unexpected error",
        "schema": {
          "$ref": "#/definitions/Error"
        }
      }
    }
  }
},
"definitions": {
  "CMONPMReport": {
    "type": "object",
    "properties": {
      "notificationHeader": {
        "description": "Header information for the notification",
        "properties": {
          "notificationId": {
            "type": "string",
            "description": "Unique identifier of the notification"
          },
          "senderInfo": {
            "description": "Information about the sender of the notification",
            "properties": {
              "senderName": {
                "type": "string",
                "description": "The name of the sender"
              },
              "senderType": {
                "type": "string",
                "description": "The type of the sender"
              },
              "vendorName": {
                "type": "string",
                "description": "The name of the vendor of the sender"
              }
            }
          }
        }
      },
      "measurementHeader": {
        "description": "Header information for the measurement",
        "properties": {
          "measFormatVersion": {
            "type": "string",
            "description": "The format version of the measurement data collection"
          },
          "collectionBeginTime": {
            "type": "string",
            "description": "The start of the measurement collection interval "
          },
          "cmonpmjobid": {
            "type": "string",
            "description": "The performance monitoring job ID"
          }
        }
      },
      "measurementData": {
        "type": "array",
        "items": {
          "type": "object",
          "properties": {
            "meId": {
              "type": "string",
              "description": "Identification of monitored entity."
            },
            "measurementInfo": {
              "type": "array",
              "items": {

```

```

        "$ref": "#/definitions/MeasurementInfo"
      }
    }
  },
  "measurementFooter": {
    "description": "Footer information for the measurement",
    "properties": {
      "collectionEndTime": {
        "type": "string",
        "description": "The end of the measurement collection interval"
      }
    }
  }
},
"MeasurementInfo": {
  "type": "object",
  "properties": {
    "measurementName": {
      "type": "string",
      "description": "Measurement name.",
      "enum": [
        "powerAverage",
        "powerMin",
        "powerMax",
        "energyConsumption",
        "temperatureAverage",
        "temperatureMin",
        "voltageAverage",
        "voltageMin",
        "voltageMax",
        "currentAverage",
        "currentMin",
        "currentMax",
        "humidityAverage",
        "humidityMin",
        "humidityMax"
      ]
    },
    "measurementValue": {
      "type": "string",
      "description": "Measurement value."
    }
  }
},
"Error": {
  "type": "object",
  "properties": {
    "message": {
      "type": "string"
    }
  }
}
}
}

```

B.3.11.6 OpenAPI definition "CMONNotifications_2.json"

```

{
  "swagger": "2.0",
  "info": {
    "title": "CMONNotifications_2 Interface",
    "description": "PEE Fault Reporting",
    "version": "1.0.0"
  },
  "host": "www.example.org",
  "schemes": [
    "http",
    "https"
  ],
  "basePath": "/cmonnotifications_2/v1",
  "produces": [
    "application/json"
  ],
  "paths": {
    "/": {

```

```

"post": {
  "summary": "New fault notification",
  "description": "The client can use this method to submit a new fault report.",
  "parameters": [
    {
      "in": "body",
      "name": "CMONAlarm",
      "description": "Fault notification for CMON alarm.",
      "schema": {
        "$ref": "#/definitions/CMONAlarm"
      }
    }
  ],
  "responses": {
    "204": {
      "description": "Created"
    },
    "default": {
      "description": "Unexpected error",
      "schema": {
        "$ref": "#/definitions/Error"
      }
    }
  }
}
},
"definitions": {
  "CMONAlarm": {
    "type": "object",
    "properties": {
      "notificationHeader": {
        "description": "Header information for the notification",
        "properties": {
          "notificationId": {
            "type": "string",
            "description": "Unique identifier of the notification"
          },
          "senderInfo": {
            "description": "Information about the sender of the notification",
            "properties": {
              "senderName": {
                "type": "string",
                "description": "The name of the sender"
              },
              "senderType": {
                "type": "string",
                "description": "The type of the sender"
              },
              "vendorName": {
                "type": "string",
                "description": "The name of the vendor of the sender"
              }
            }
          }
        }
      }
    }
  },
  "alarmInformation": {
    "description": "Alarm details",
    "properties": {
      "alarmId": {
        "type": "string",
        "description": "The fault report ID"
      },
      "alarmTime": {
        "type": "string",
        "description": "Time at which the alarm was raised"
      },
      "alarmType": {
        "type": "string",
        "description": "See Event Types in TS 32.111-2 - Annex A"
      },
      "perceivedSeverity": {
        "type": "string",
        "description": "Alarm severity, see ITU-T Recommendation X.733",
        "enum": [
          "Critical",
          "Major",

```

```
        "Minor",
        "Warning",
        "Cleared"
      ]
    },
    "probableCause": {
      "type": "string",
      "description": "See Probable Causes in TS 32.111-2 - Annex B"
    },
    "additionalText": {
      "type": "string",
      "description": "Further information on the alarm"
    }
  }
}
},
"Error": {
  "type": "object",
  "properties": {
    "message": {
      "type": "string"
    }
  }
}
}
}
}
}
```

B.3.11.7 OpenAPI definition "CMONNotifications_3.json"

```
{
  "swagger": "2.0",
  "info": {
    "title": "CMONNotifications_3 Interface",
    "description": "PEE Configuration Change Reporting",
    "version": "1.0.0"
  },
  "host": "www.example.org",
  "schemes": [
    "http",
    "https"
  ],
  "basePath": "/cmonnotifications_3/v1",
  "produces": [
    "application/json"
  ],
  "paths": {
    "/": {
      "post": {
        "summary": "New configuration change notification",
        "description": "The client can use this method to submit a new configuration change report.",
        "parameters": [
          {
            "in": "body",
            "name": "CMONConfigChange",
            "description": "Configuration change notification.",
            "schema": {
              "$ref": "#/definitions/CMONConfigChange"
            }
          }
        ],
        "responses": {
          "204": {
            "description": "Created"
          },
          "default": {
            "description": "Unexpected error",
            "schema": {
              "$ref": "#/definitions/Error"
            }
          }
        }
      }
    }
  }
},
"definitions": {
  "CMONConfigChange": {
```

```

    "type": "object",
    "properties": {
      "notificationHeader": {
        "description": "Header information for the notification",
        "properties": {
          "notificationId": {
            "type": "string",
            "description": "Unique identifier of the notification"
          },
          "senderInfo": {
            "description": "Information about the sender of the notification",
            "properties": {
              "senderName": {
                "type": "string",
                "description": "The name of the sender"
              },
              "senderType": {
                "type": "string",
                "description": "The type of the sender"
              },
              "vendorName": {
                "type": "string",
                "description": "The name of the vendor of the sender"
              }
            }
          }
        }
      },
      "configurationChangeInformation": {
        "description": "Configuration change details",
        "properties": {
          "meId": {
            "type": "string",
            "description": "Monitored entity ID"
          },
          "attributes": {
            "type": "array",
            "items": {
              "type": "object",
              "properties": {
                "attributeName": {
                  "type": "string",
                  "description": "Name of the PEEMEDescription attribute which has
changed",
                  "enum": [
                    "siteIdentification",
                    "siteLatitude",
                    "siteLongitude",
                    "siteDescription",
                    "equipmentType",
                    "environmentType",
                    "powerInterface",
                    "xcuDguDescription",
                    "sensorDescription",
                    "vSRmsDescription"
                  ]
                },
                "attributeValue": {
                  "type": "string",
                  "description": "New value of the attribute"
                }
              }
            }
          }
        }
      }
    }
  },
  "Error": {
    "type": "object",
    "properties": {
      "message": {
        "type": "string"
      }
    }
  }
}

```

B.3.11.8 OpenAPI definition "CMONNotifications_4.json"

```

{
  "swagger": "2.0",
  "info": {
    "title": "CMONNotifications_4 Interface",
    "description": "PEE Threshold Reporting",
    "version": "1.0.0"
  },
  "host": "www.example.org",
  "schemes": [
    "http",
    "https"
  ],
  "basePath": "/cmonnotifications_4/v1",
  "produces": [
    "application/json"
  ],
  "paths": {
    "/": {
      "post": {
        "summary": "New threshold notification",
        "description": "The client can use this method to submit a new threshold report.",
        "parameters": [
          {
            "in": "body",
            "name": "CMONThreshold",
            "description": "Threshold notification.",
            "schema": {
              "$ref": "#/definitions/CMONThreshold"
            }
          }
        ],
        "responses": {
          "204": {
            "description": "Created"
          },
          "default": {
            "description": "Unexpected error",
            "schema": {
              "$ref": "#/definitions/Error"
            }
          }
        }
      }
    }
  },
  "definitions": {
    "CMONThreshold": {
      "type": "object",
      "properties": {
        "notificationHeader": {
          "description": "Header information for the notification",
          "properties": {
            "notificationId": {
              "type": "string",
              "description": "Unique identifier of the notification"
            }
          }
        },
        "senderInfo": {
          "description": "Information about the sender of the notification",
          "properties": {
            "senderName": {
              "type": "string",
              "description": "The name of the sender"
            },
            "senderType": {
              "type": "string",
              "description": "The type of the sender"
            },
            "vendorName": {
              "type": "string",
              "description": "The name of the vendor of the sender"
            }
          }
        }
      }
    },
    "thresholdEventInformation": {

```



```

    "description": "Threshold event details",
    "properties": {
      "meId": {
        "type": "string",
        "description": "Monitored entity ID"
      },
      "thresholdInfo": {
        "description": "Threshold event details",
        "properties": {
          "thresholdName": {
            "type": "string",
            "description": "Name of the threshold which has been reached or crossed",
            "enum": [
              "powerMinThreshold",
              "powerMaxThreshold",
              "temperatureMinThreshold",
              "temperatureMaxThreshold",
              "voltageMinThreshold",
              "voltageMaxThreshold",
              "currentMinThreshold",
              "currentMaxThreshold",
              "humidityMinThreshold",
              "humidityMaxThreshold"
            ]
          },
          "thresholdValue": {
            "type": "string",
            "description": "Configured threshold value"
          },
          "observedValue": {
            "type": "string",
            "description": "Actual value of the attribute"
          }
        }
      }
    }
  },
  "Error": {
    "type": "object",
    "properties": {
      "message": {
        "type": "string"
      }
    }
  }
}

```

Annex C (informative): Change history

Change history							
Date	Meeting	TDoc	CR	Rev	Cat	Subject/Comment	New version
2018-03	SA#79	SP-180073				Presented for approval	2.0.0
2018-03	SA#79					Upgrade to change control version	15.0.0
2020-07	-	-	-	-	-	Update to Rel-16 version (MCC)	16.0.0
2022-03	-	-	-	-	-	Update to Rel-17 version (MCC)	17.0.0

History

Document history		
V17.0.0	April 2022	Publication