

# ETSI TS 126 234 V12.6.0 (2016-08)



**Universal Mobile Telecommunications System (UMTS);  
LTE;  
Transparent end-to-end  
Packet-switched Streaming Service (PSS);  
Protocols and codecs  
(3GPP TS 26.234 version 12.6.0 Release 12)**



---

**Reference**RTS/TSGS-0426234vc60

---

**Keywords**LTE,UMTS

---

**ETSI**

---

650 Route des Lucioles  
F-06921 Sophia Antipolis Cedex - FRANCE

---

Tel.: +33 4 92 94 42 00 Fax: +33 4 93 65 47 16

Siret N° 348 623 562 00017 - NAF 742 C  
Association à but non lucratif enregistrée à la  
Sous-Préfecture de Grasse (06) N° 7803/88

---

**Important notice**

---

The present document can be downloaded from:

<http://www.etsi.org/standards-search>

The present document may be made available in electronic versions and/or in print. The content of any electronic and/or print versions of the present document shall not be modified without the prior written authorization of ETSI. In case of any existing or perceived difference in contents between such versions and/or in print, the only prevailing document is the print of the Portable Document Format (PDF) version kept on a specific network drive within ETSI Secretariat.

Users of the present document should be aware that the document may be subject to revision or change of status.

Information on the current status of this and other ETSI documents is available at

<https://portal.etsi.org/TB/ETSIDeliverableStatus.aspx>

If you find errors in the present document, please send your comment to one of the following services:

<https://portal.etsi.org/People/CommiteeSupportStaff.aspx>

---

**Copyright Notification**

---

No part may be reproduced or utilized in any form or by any means, electronic or mechanical, including photocopying and microfilm except as authorized by written permission of ETSI.

The content of the PDF version shall not be modified without the written authorization of ETSI.

The copyright and the foregoing restriction extend to reproduction in all media.

© European Telecommunications Standards Institute 2016.

All rights reserved.

**DECT™**, **PLUGTESTS™**, **UMTS™** and the ETSI logo are Trade Marks of ETSI registered for the benefit of its Members.  
**3GPP™** and **LTE™** are Trade Marks of ETSI registered for the benefit of its Members and of the 3GPP Organizational Partners.  
**GSM®** and the GSM logo are Trade Marks registered and owned by the GSM Association.

# Contents

Contents .....	2
Foreword.....	8
Modal verbs terminology.....	8
Introduction .....	8
1 Scope .....	10
2 References .....	10
3 Definitions and abbreviations.....	15
3.1 Definitions .....	15
3.2 Abbreviations .....	15
4 System description .....	17
5 Protocols.....	19
5.1 Session establishment.....	19
5.2 Capability exchange .....	19
5.2.1 General.....	19
5.2.2 The device capability profile structure.....	19
5.2.3 Vocabularies for PSS.....	20
5.2.3.1 General .....	20
5.2.3.2 PSS base vocabulary .....	20
5.2.3.2.1 PssCommon component .....	20
5.2.3.2.2 Streaming component.....	22
5.2.3.2.3 ThreeGPFileFormat component .....	29
5.2.3.2.4 PssSmil component .....	32
5.2.3.3 Attributes from UAProf .....	33
5.2.4 Extensions to the PSS schema/vocabulary.....	35
5.2.4.1 Vocabulary definitions .....	35
5.2.4.2 Backward compatibility .....	36
5.2.5 Signalling of profile information between client and server.....	36
5.2.6 Merging device capability profiles .....	36
5.2.7 Profile transfer between the PSS server and the device profile server.....	37
5.3 Session set-up and control.....	37
5.3.1 General.....	37
5.3.2 RTSP.....	37
5.3.2.1 The 3GPP-Link-Char header.....	38
5.3.2.2 The 3GPP-Adaptation header.....	39
5.3.2.3 The Quality of Experience headers .....	39
5.3.2.3.1 Protocol initiation and termination .....	39
5.3.2.3.2 Metrics feedback .....	41
5.3.2.3.3 Metrics feedback over HTTP .....	41
5.3.2.3.3.0 Requirements and semantics.....	41
5.3.2.3.3.1 XML Syntax for a QoE Report.....	42
5.3.2.3.3.2 Example XML for the QoE Report.....	43
5.3.2.4 Video buffering headers .....	43
5.3.3 SDP.....	44
5.3.3.1 General .....	44
5.3.3.2 Additional SDP fields .....	45
5.3.3.3 The 'alt' and 'alt-default-id' attributes .....	48
5.3.3.4 The session level grouping attribute, 'alt-group'.....	48
5.3.3.5 The bit-rate adaptation support attribute, '3GPP-Adaptation-Support'.....	49
5.3.3.6 The Quality of Experience support attribute, "3GPP-QoE-Metrics".....	50
5.3.3.7 The asset information attribute, "3GPP-Asset-Information".....	50
5.3.3.8 OMA-DM Configuration of QoE Metrics.....	50
5.3.3.8.0 General .....	50

5.3.3.8.1	QoE metrics reporting management object .....	51
5.3.3.8.2	QoE reporting rule definition .....	55
5.4	MIME media types .....	56
5.5	Extension for Fast Content Switching and Start-up .....	57
5.5.1	Introduction .....	57
5.5.2	Extensions to RTSP 1.0 .....	57
5.5.2.1	Introduction .....	57
5.5.2.2	Capability Handling .....	58
5.5.2.2.1	Introduction .....	58
5.5.2.2.2	Definition of the 'Supported' RTSP Header Field .....	58
5.5.2.3	SSRC in the 'RTP-Info' RTSP Header Field .....	58
5.5.2.4	Semantics of RTSP PLAY method .....	59
5.5.3	Start-up .....	59
5.5.4	Fast Content Switching .....	59
5.5.4.1	Introduction .....	59
5.5.4.2	'Switch-Stream' RTSP Header Field .....	60
5.5.4.3	Switching to new content with available SDP .....	60
5.5.4.4	Switching to new content without SDP .....	61
5.5.4.5	Switching Media described in one SDP .....	62
5.5.4.6	Adding Media Components to an ongoing session .....	62
5.5.4.7	Removing Media Components from an ongoing session .....	62
5.6	Extension for Time-Shifting Support .....	63
5.6.1	Introduction .....	63
5.6.2	General Description .....	63
5.6.2a	Extensions to RTSP 1.0 .....	63
5.6.3	Accept-Ranges .....	64
5.6.4	Signalling Time Shifting Ranges .....	64
5.6.5	Timeshift buffer status updates .....	65
5.7	Support for Trick Mode Operations .....	65
5.8	Session Update .....	66
6	Data transport .....	67
6.1	Packet based network interface .....	67
6.2	RTP over UDP/IP .....	68
6.2.1	General .....	68
6.2.2	RTP profiles .....	68
6.2.3	RTP and RTCP extensions .....	68
6.2.3.1	RTCP extended reports .....	68
6.2.3.2	RTCP App packet for client buffer feedback (NADU APP packet) .....	68
6.2.3.3	RTP retransmission .....	70
6.2.3.3.1	General .....	70
6.2.3.3.2	Multiplexing scheme .....	70
6.2.3.3.3	RTCP retransmission request .....	70
6.2.3.3.4	Congestion control and usage with rate adaptation .....	70
6.2.4	RTP payload formats .....	71
6.2.5	Coordination of Video Orientation .....	71
6.3	HTTP over TCP/IP .....	72
6.4	Transport of RTSP .....	72
7	Codecs .....	72
7.1	General .....	72
7.2	Speech .....	72
7.3	Audio .....	72
7.3a	Synthetic audio .....	73
7.4	Video .....	74
7.5	Still images .....	75
7.6	Bitmap graphics .....	75
7.7	Vector graphics .....	76
7.8	Text .....	76
7.9	Timed text .....	76
7.10	3GPP file format .....	76
7.11	Timed graphics .....	77

8	Scene description.....	77
8.1	General .....	77
8.2	Synchronised Multimedia Integration Language.....	77
8.3	Dynamic and Interactive Multimedia Scenes .....	77
9	3GPP file format (interchange format for MMS).....	77
10	Adaptation of continuous media.....	77
10.1	General .....	77
10.2	Bit-rate adaptation .....	78
10.2.1	Link-rate estimation.....	78
10.2.1.1	Initial values.....	78
10.2.1.2	Regular information sources .....	78
10.2.2	Transmission adaptation .....	78
10.2.3	Signalling for client buffer feedback .....	79
10.3	Issues with deriving adaptation information (informative) .....	80
11	Quality of Experience.....	81
11.1	General .....	81
11.2	QoE metrics .....	81
11.2.0	General.....	81
11.2.1	Corruption duration metric .....	82
11.2.1.1	Default reporting format .....	82
11.2.1.2	XML reporting format.....	83
11.2.2	Rebuffering duration metric.....	83
11.2.2.1	Default reporting format .....	83
11.2.2.2	XML reporting format.....	83
11.2.3	Initial buffering duration metric.....	83
11.2.3.1	Default reporting format .....	83
11.2.3.2	XML reporting format.....	84
11.2.4	Successive loss of RTP packets .....	84
11.2.4.1	Default reporting format .....	84
11.2.4.2	XML reporting format.....	84
11.2.5	Frame rate deviation .....	84
11.2.5.1	Default reporting format .....	84
11.2.5.2	XML reporting format.....	85
11.2.6	Jitter duration .....	85
11.2.6.1	Default reporting format .....	85
11.2.6.2	XML reporting format.....	85
11.2.7	Content Switch Time .....	85
11.2.7.1	Default reporting format .....	85
11.2.7.2	XML reporting format.....	86
11.2.8	Average Codec Bitrate.....	86
11.2.8.1	Default reporting format .....	86
11.2.8.2	XML reporting format.....	86
11.2.9	Codec Information .....	86
11.2.9.1	Default reporting format .....	86
11.2.9.2	XML reporting format.....	87
11.2.10	Buffer Status .....	87
11.2.10.1	Default reporting format .....	87
11.2.10.2	XML reporting format.....	87
11.3	The QoE protocol for RTSP based reporting .....	87
11.3.1	General.....	87
11.3.2	Metrics initiation with SDP .....	88
11.3.3	Metrics initiation/termination with RTSP.....	89
11.3.4	Sending the metrics feedback with RTSP .....	93
12	Adaptive HTTP Streaming.....	94
13	Networked bookmark service.....	94
13.1	Introduction .....	94
13.2	Bookmarking using HTTP .....	94
13.2.1	Bookmark storage .....	94

13.2.2	Bookmark retrieval .....	95
13.2.3	Bookmark deletion.....	95
13.3	Bookmarking using RTSP.....	95
<b>Annex A (informative): Protocols .....</b>		<b>96</b>
A.1	SDP.....	96
A.2	RTSP .....	103
A.2.1	General .....	103
A.2.2	Implementation guidelines .....	108
A.2.2.1	Usage of persistent TCP .....	108
A.2.2.2	Detecting link aliveness .....	109
A.3	RTP.....	109
A.3.1	General .....	109
A.3.2	Implementation guidelines .....	109
A.3.2.1	Maximum RTP packet size.....	109
A.3.2.2	Sequence number and timestamp in the presence of NPT jump .....	110
A.3.2.3	RTCP transmission interval .....	110
A.3.2.4	Timestamp handling after PAUSE/PLAY requests .....	111
A.3.3	Examples of RTCP APP packets for client buffer feedback .....	112
A.4	Capability exchange .....	113
A.4.1	Overview .....	113
A.4.2	Scope of the specification.....	115
A.4.3	The device capability profile structure .....	116
A.4.4	CC/PP Vocabularies .....	117
A.4.5	Principles of extending a schema/vocabulary.....	118
A.4.6	Signalling of profile information between client and server .....	118
A.4.7	Example of a PSS device capability description .....	119
<b>Annex B (informative): SMIL authoring guidelines .....</b>		<b>122</b>
<b>Annex C (normative): MIME media types .....</b>		<b>123</b>
C.1	(void).....	123
C.2	MIME media type sp-midi .....	123
C.3	MIME media type mobile-xmf.....	123
C.4	(void).....	124
<b>Annex D (normative): 3GP files – codecs and identification.....</b>		<b>125</b>
<b>Annex E (normative): RTP payload format and file storage format for AMR and AMR-WB audio.....</b>		<b>126</b>
<b>Annex F (normative): RDF schema for the PSS base vocabulary.....</b>		<b>127</b>
<b>Annex G (normative): Buffering of video.....</b>		<b>139</b>
G.1	Introduction .....	139
G.2	PSS Buffering Parameters .....	139
G.3	PSS server buffering verifier.....	140
G.4	PSS client buffering requirements.....	141
<b>Annex H (informative): Content creator guidelines for the synthetic audio medium type.....</b>		<b>142</b>
<b>Annex I (informative): Void .....</b>		<b>143</b>
<b>Annex J (informative): Mapping of SDP parameters to UMTS QoS parameters.....</b>		<b>144</b>

<b>Annex K (normative):</b>	<b>Void (Substituted by Annex R).....</b>	<b>145</b>
<b>Annex L (informative):</b>	<b>SVG Tiny 1.2 content creation guidelines.....</b>	<b>146</b>
L.1	Feature analysis .....	146
L.2	Recommendations .....	147
L.2.1	General .....	147
L.2.2	Video element .....	148
L.2.2.1	Inclusion of the video element in SVG content .....	148
L.2.2.2	Transformation of video .....	148
L.2.3	Animation Element.....	148
L.2.4	Void.....	149
L.2.5	Transparency, stroking and gradients.....	149
L.2.6	Events .....	149
L.2.7	Text Area.....	149
L.2.8	SVG fonts .....	149
L.2.9	Bitmap fonts .....	149
L.2.10	Animation.....	150
L.2.11	User interaction and content navigation .....	150
L.2.12	Inheritance.....	150
<b>Annex M (informative):</b>	<b>Examples for Fast Content Switching and Start-up.....</b>	<b>151</b>
M.1	Pipelined Start-up Examples .....	151
M.1.1	Successful Pipelined Start-up .....	151
M.1.2	Unsuccessful Pipelined Start-up .....	151
M.2	Content Switch with SDP.....	152
M.2.1	Successful Content Switch with available SDP.....	152
M.2.2	Partial successful Content Switch with available SDP .....	153
M.2.3	Successful Content Switch with available SDP, but removal of media component .....	154
M.3	Content Switch without SDP.....	155
M.3.1	Successful Content Switch without available SDP.....	155
M.3.2	Partial successful Content Switch without available SDP .....	155
M.3.3	Partial successful Content Switch without available SDP .....	156
M.4	Stream Switching .....	157
M.4.1	Successful Stream Switch.....	157
M.4.2	Removal of Media Components from an ongoing session .....	158
<b>Annex N (informative):</b>	<b>Recommendations for NAT traversal .....</b>	<b>159</b>
N.1	NAT identification .....	159
N.2	NAT traversal.....	159
<b>Annex O (informative):</b>	<b>Examples for PSS Timeshift .....</b>	<b>160</b>
<b>Annex P (informative):</b>	<b>QoE Reporting Management Object Device Description Framework ...</b>	<b>162</b>
<b>Annex Q (informative):</b>	<b>Void .....</b>	<b>167</b>
<b>Annex R (normative):</b>	<b>Content Protection extensions .....</b>	<b>168</b>
R.1	Encryption and Transport of Protected PSS Streams .....	168
R.1.1	Overview .....	168
R.1.2	Stream format.....	168
R.1.3	Encryption .....	168
R.1.3.1	Encryption Algorithm.....	168
R.1.3.2	Content encryption using a single key .....	168
R.1.3.3	Content encryption using a key stream.....	169
R.1.4	RTP Transport of Encrypted AUs .....	169
R.1.5	RTSP Signalling for key stream (STKM) setup and control.....	169
R.1.5.1	RTSP SETUP Method .....	169
R.1.5.2	RTSP PLAY, PAUSE and TEARDOWN Method.....	169
R.2	SDP Signalling.....	170

R.3	Enforcement of permissions and constraints .....	170
R.4	Mapping to DRM systems (informative) .....	170
R.4.1	Mapping to OMA DRM 2.0 (informative).....	170
R.4.2	Mapping to OMA DRM 2.1 (informative).....	170
<b>Annex S (normative):</b>	<b>MIME Type Registrations .....</b>	<b>171</b>
S.1	MIME Type Registration for Media Presentation Description .....	171
<b>Annex T (normative):</b>	<b>XML Schema for NetworkedBookmark.....</b>	<b>173</b>
<b>Annex U (informative):</b>	<b>IANA registration information for SDP attributes.....</b>	<b>175</b>
U.1.	Introduction .....	175
U.2	3GPP-framepackingtype .....	175
<b>Annex V (informative):</b>	<b>Change history .....</b>	<b>176</b>
History	.....	180



---

## Foreword

This Technical Specification (TS) has been produced by ETSI 3rd Generation Partnership Project (3GPP).

The present document may refer to technical specifications or reports using their 3GPP identities, UMTS identities or GSM identities. These should be interpreted as being references to the corresponding ETSI deliverables.

The cross reference between GSM, UMTS, 3GPP and ETSI identities can be found under <http://webapp.etsi.org/key/queryform.asp>.

---

## Modal verbs terminology

In the present document "**shall**", "**shall not**", "**should**", "**should not**", "**may**", "**need not**", "**will**", "**will not**", "**can**" and "**cannot**" are to be interpreted as described in clause 3.2 of the [ETSI Drafting Rules](#) (Verbal forms for the expression of provisions).

"**must**" and "**must not**" are **NOT** allowed in ETSI deliverables except when used in direct citation.

The contents of the present document are subject to continuing work within the TSG and may change following formal TSG approval. Should the TSG modify the contents of the present document, it will be re-released by the TSG with an identifying change of release date and an increase in version number as follows:

Version x.y.z

where:

- x the first digit:
  - 1 presented to TSG for information;
  - 2 presented to TSG for approval;
  - 3 or greater indicates TSG approved document under change control.
- y the second digit is incremented for all changes of substance, i.e. technical enhancements, corrections, updates, etc.
- z the third digit is incremented when editorial only changes have been incorporated in the specification;

The 3GPP transparent end-to-end packet-switched streaming service (PSS) specification consists of seven 3GPP TSs: 3GPP TS 22.233 [1], 3GPP TS 26.233 [2], 3GPP TS 26.244 [50], 3GPP TS 26.245 [51], 3GPP TS 26.246 [52], 3GPP TS 26.247 [112] and the present document.

The TS 22.233 contains the service requirements for the PSS. The TS 26.233 provides an overview of the PSS. The TS 26.244 defines the 3GPP file format (3GP) used by the PSS and MMS services. The TS 26.245 defines the Timed text format used by the PSS and MMS services. The TS 26.246 defines the 3GPP SMIL language profile. The TS 26.247 defines 3GPP Progressive Download and Dynamic Adaptive Streaming over HTTP (3GP-DASH). The present document provides the details of the protocols and codecs used by the PSS.

The TS 26.244, TS 26.245 and TS 26.246 start with Release 6. Earlier releases of the 3GPP file format, the Timed text format and the 3GPP SMIL language profile can be found in TS 26.234. The TS 26.247 starts with Release 10. Earlier releases of the 3GPP Download and Adaptive Streaming over HTTP can be found in TS 26.234.

---

## Introduction

Streaming refers to the ability of an application to play synchronised media streams like audio and video streams in a continuous way while those streams are being transmitted to the client over a data network.

Applications, which can be built on top of streaming services, can be classified into on-demand and live information delivery applications. Examples of the first category are music and news-on-demand applications. Live delivery of radio and television programs are examples of the second category.

The 3GPP PSS provides a framework for Internet Protocol (IP) based streaming applications in 3G networks.

---

# 1 Scope

The present document specifies the protocols and codecs for the PSS within the 3GPP system. Protocols for control signalling, capability exchange, media transport, rate adaptation and protection are specified. Codecs for speech, natural and synthetic audio, video, still images, bitmap graphics, vector graphics, timed text and text are specified.

The present document is applicable to IP-based packet-switched networks.

---

# 2 References

The following documents contain provisions which, through reference in this text, constitute provisions of the present document.

- References are either specific (identified by date of publication, edition number, version number, etc.) or non-specific.
- For a specific reference, subsequent revisions do not apply.
- For a non-specific reference, the latest version applies. In the case of a reference to a 3GPP document (including a GSM document), a non-specific reference implicitly refers to the latest version of that document *in the same Release as the present document*.

- [1] 3GPP TS 22.233: "Transparent End-to-End Packet-switched Streaming Service; Stage 1".
- [2] 3GPP TS 26.233: "Transparent end-to-end packet switched streaming service (PSS); General description".
- [3] 3GPP TR 21.905: "Vocabulary for 3GPP Specifications".
- [4] (void)
- [5] IETF RFC 2326: "Real Time Streaming Protocol (RTSP)", Schulzrinne H., Rao A. and Lanphier R., April 1998.
- [6] IETF RFC 4566: "SDP: Session Description Protocol", Handley M., Jacobson V. and Perkins C., July 2006.
- [7] IETF STD 0006: "User Datagram Protocol", Postel J., August 1980.
- [8] IETF STD 0007: "Transmission Control Protocol", Postel J., September 1981.
- [9] IETF RFC 3550: "RTP: A Transport Protocol for Real-Time Applications", Schulzrinne H. et al., July 2003.
- [10] IETF RFC 3551: "RTP Profile for Audio and Video Conferences with Minimal Control", Schulzrinne H. and Casner S., July 2003.
- [11] IETF RFC 4867: "RTP Payload Format and File Storage Format for the Adaptive Multi-Rate (AMR) Adaptive Multi-Rate Wideband (AMR-WB) Audio Codecs", Sjoberg J. et al., April 2007.
- [12] (void)
- [13] IETF RFC 6416: "RTP Payload Format for MPEG-4 Audio/Visual Streams", M. Schmidt et al., October 2011.
- [14] IETF RFC 4629: "RTP Payload Format for the ITU-T Rec. H.263 Video", Ott J. et al., January 2007.
- [15] IETF RFC 2046: "Multipurpose Internet Mail Extensions (MIME) Part Two: Media Types", Freed N. and Borenstein N., November 1996.

- [16] IETF RFC 3236: "The 'application/xhtml+xml' Media Type", Baker M. and Stark P., January 2002.
- [17] IETF RFC 2616: "Hypertext Transfer Protocol – HTTP/1.1", Fielding R. et al., June 1999.
- [18] 3GPP TS 26.071: "Mandatory Speech CODEC speech processing functions; AMR Speech CODEC; General description".
- [19] (void)
- [20] 3GPP TS 26.171: "AMR Wideband Speech Codec; General Description".
- [21] ISO/IEC 14496-3:2005: "Information technology – Coding of audio-visual objects – Part 3: Audio".
- [22] ITU-T Recommendation H.263 (01/05): "Video coding for low bit rate communication".
- [23] (void)
- [24] ISO/IEC 14496-2:2004: "Information technology – Coding of audio-visual objects – Part 2: Visual".
- [25] (void)
- [26] ITU-T Recommendation T.81 (1992) | ISO/IEC 10918-1:1993: "Information technology – Digital compression and coding of continuous-tone still images – Requirements and guidelines".
- [27] C-Cube Microsystems: "JPEG File Interchange Format", Version 1.02, September 1, 1992.
- [28] W3C Recommendation: "XHTML Basic", <http://www.w3.org/TR/2000/REC-xhtml-basic-20001219>, December 2000.
- [29] ISO/IEC 10646-1:2000: "Information technology – Universal Multiple-Octet Coded Character Set (UCS) – Part 1: Architecture and Basic Multilingual Plane".
- [30] IETF RFC 3629: 'UTF-8, a transformation format of ISO 10646', F. Yergeau, November 2003.
- [31] W3C Recommendation: "Synchronized Multimedia Integration Language (SMIL 2.0)-[Second Edition]", <http://www.w3.org/TR/2005/REC-SMIL2-20050107/>, January 2005.
- [32] CompuServe Incorporated: "GIF Graphics Interchange Format: A Standard defining a mechanism for the storage and transmission of raster-based graphics information", Columbus, OH, USA, 1987.
- [33] CompuServe Incorporated: "Graphics Interchange Format: Version 89a", Columbus, OH, USA, 1990.
- [34] (void)
- [35] (void)
- [36] (void)
- [37] (void)
- [38] IETF RFC 2083: "PNG (Portable Networks Graphics) Specification Version 1.0", Boutell T., et al., March 1997.
- [39] W3C Recommendation: "Composite Capability/Preference Profiles (CC/PP): Structure and Vocabularies 1.0", <http://www.w3.org/TR/2004/REC-CCPP-struct-vocab-20040115/>, January 2004.
- [40] Open Mobile Alliance: "User Agent Profile Version 2.0", February 2006.
- [41] W3C Recommendation: "RDF Vocabulary Description Language 1.0: RDF Schema", <http://www.w3.org/TR/2004/REC-rdf-schema-20040210/>, February 2004.

- [42] W3C Last Call Working Draft: "Scalable Vector Graphics (SVG) 1.2", <http://www.w3.org/TR/2004/WD-SVG12-20041027/>, October 2004.
- [43] W3C Last Call Working Draft: "Mobile SVG Profile: SVG Tiny, Version 1.2", <http://www.w3.org/TR/2004/WD-SVGMobile12-20040813/>, August 2004.
- [44] Scalable Polyphony MIDI Specification Version 1.0, RP-34, MIDI Manufacturers Association, Los Angeles, CA, February 2002.
- [45] Scalable Polyphony MIDI Device 5-to-24 Note Profile for 3GPP Version 1.0, RP-35, MIDI Manufacturers Association, Los Angeles, CA, February 2002.
- [46] "Standard MIDI Files 1.0", RP-001, in "The Complete MIDI 1.0 Detailed Specification, Document Version 96.1", The MIDI Manufacturers Association, Los Angeles, CA, USA, February 1996.
- [47] WAP Forum Specification: "XHTML Mobile Profile", <http://www1.wapforum.org/tech/terms.asp?doc=WAP-277-XHTMLMP-20011029-a.pdf>, October 2001.
- [48] (void)
- [49] (void)
- [50] 3GPP TS 26.244: "Transparent end-to-end packet switched streaming service (PSS); 3GPP file format (3GP)".
- [51] 3GPP TS 26.245: "Transparent end-to-end packet switched streaming service (PSS); Timed text format".
- [52] 3GPP TS 26.246: "Transparent end-to-end packet switched streaming service (PSS); 3GPP SMIL Language Profile".
- [53] IETF RFC 4234: "Augmented BNF for Syntax Specifications: ABNF", Crocker D. and Overell P., October 2005.
- [54] IETF RFC 3066: "Tags for Identification of Languages", Alvestrand H., January 2001.
- [55] IETF RFC 3556: "Session Description Protocol (SDP) Bandwidth Modifiers for RTP Control Protocol (RTCP) Bandwidth", Casner S., July 2003.
- [56] 3GPP TS 23.107: "Quality of Service (QoS) concept and architecture".
- [57] IETF RFC 4585: "Extended RTP Profile for Real-time Transport Control Protocol (RTCP)-Based Feedback (RTP/AVPF)", Ott J. et al., July 2006.
- [58] IETF RFC 3611: "RTP Control Protocol Extended Reports (RTCP XR)", Friedman T., Caceres R. and Clark A., November 2003.
- [59] IETF RFC 1952: "GZIP file format specification version 4.3", Deutsch P., May 1996.
- [60] IETF RFC 3986: "Uniform Resource Identifiers (URI): Generic Syntax", Berners-Lee T., Fielding R. and Masinter L., January 2005.
- [61] (void)
- [62] (void)
- [63] 3GPP TS 26.090: "Mandatory Speech Codec speech processing functions; Adaptive Multi-Rate (AMR) speech codec; Transcoding functions".
- [64] 3GPP TS 26.073: "ANSI-C code for the Adaptive Multi Rate (AMR) speech codec".
- [65] 3GPP TS 26.104: "ANSI-C code for the floating-point Adaptive Multi Rate (AMR) speech codec".
- [66] 3GPP TS 26.190: "Speech Codec speech processing functions; AMR Wideband speech codec; Transcoding functions".

- [67] 3GPP TS 26.173: "ANSI-C code for the Adaptive Multi Rate - Wideband (AMR-WB) speech codec".
- [68] 3GPP TS 26.204: "ANSI-C code for the Floating-point Adaptive Multi-Rate Wideband (AMR-WB) speech codec".
- [69] IETF RFC 4648: "The Base16, Base32, and Base64 Data Encodings", Josefsson S., October 2006.
- [70] Mobile DLS, MMA specification v1.0. RP-41 Los Angeles, CA, USA. 2004.
- [71] Mobile XMF Content Format Specification, MMA specification v1.0., RP-42, Los Angeles, CA, USA. 2004.
- [72] IETF RFC 3711: "The Secure Real-time Transport Protocol (SRTP)", Baugher M. et al, March 2004.
- [73] Bellare, S., "Problem Areas for the IP Security Protocols" in Proceedings of the Sixth Usenix Unix Security Symposium, pp. 1-16, San Jose, CA, July 1996
- [74] Open Mobile Alliance: "DRM Specification 2.0".
- [75] Open Mobile Alliance: "DRM Content Format V 2.0".
- [76] IETF RFC 3675: "IPv6 Jumbograms", Borman D., Deering S. and Hinden R., August 1999.
- [77] NIST, "Advanced Encryption Standard (AES)", FIPS PUB 197, <http://www.nist.gov/aes/>.
- [78] IETF RFC 3394: "Advanced Encryption Standard (AES) Key Wrap Algorithm", Schaad J. and Housley R., September 2002.
- [79] IETF RFC 3839: "MIME Type Registrations for 3rd Generation Partnership Project (3GPP) Multimedia files", Castagno R. and Singer D., July 2004.
- [80] IETF RFC 4396: "RTP Payload Format for 3rd Generation Partnership Project (3GPP) Timed Text", Rey J. and Matsui Y., February 2006.
- [81] IETF RFC 4588: "RTP Retransmission Payload Format", Rey J. et al., July 2006.
- [82] 3GPP TS 26.290: "Extended AMR Wideband codec; Transcoding functions".
- [83] 3GPP TS 26.304: "ANSI-C code for the Floating-point; Extended AMR Wideband codec".
- [84] 3GPP TS 26.273: "ANSI-C code for the Fixed-point; Extended AMR Wideband codec".
- [85] IETF RFC 4352: "RTP Payload Format for the Extended Adaptive Multi-Rate Wideband (AMR-WB+) Audio Codec", Sjoberg J. et al., January 2006.
- [86] 3GPP TS 26.401: "General audio codec audio processing functions; Enhanced aacPlus general audio codec; General description".
- [87] 3GPP TS 26.410: "General audio codec audio processing functions; Enhanced aacPlus general audio codec; Floating-point ANSI-C code".
- [88] 3GPP TS 26.411: "General audio codec audio processing functions; Enhanced aacPlus general audio codec; Fixed-point ANSI-C code".
- [89] (void)
- [90] ITU-T Recommendation H.264 (04/2013): "Advanced video coding for generic audiovisual services".
- [91] (void)
- [92] IETF RFC 6184: "RTP Payload Format for H.264 Video", Y.-K. Wang, R. Even, T. Kristensen, R. Jesup, May 2011.

- [93] IETF RFC 3890: "A Transport Independent Bandwidth Modifier for the Session Description Protocol (SDP)", Westerlund M., September 2004.
- [94] Standard ECMA-327: "ECMAScript 3<sup>rd</sup> Edition Compact Profile", June 2001.
- [95] 3GPP TR [26.936](#): "Performance characterization of 3GPP audio codecs".
- [96] IETF RFC 4288: "Media Type Specifications and Registration Procedures", Freed N. and Klensin J., December 2005.
- [97] IETF RFC 4613: "Media Type Registrations for Downloadable Sounds for Musical Instrument Digital Interface (MIDI)", Frojdh P., Lindgren U. and Westerlund M., September 2006.
- [98] 3GPP TS 26.142: "Dynamic and Interactive Multimedia Scene".
- [99] OMA-ERELD-DM-V1\_2-20070209-A: "Enabler Release Definition for OMA Device Management, Approved Version 1.2".
- [100] IETF RFC 1123: "Requirements for Internet Hosts -- Application and Support", Braden R., October 1989.
- [101] Internet Streaming Media Alliance (ISMA), ISMA Encryption and Authentication, Version 1.1 release version, September 2006.
- [102] Internet Streaming Media Alliance (ISMA), ISMA Encryption and Authentication, Version 2.0 release version, November 2007.
- [103] Open Mobile Alliance, Service and Content Protection for Mobile Broadcast Services, Approved Version 1.0, February 2009.
- [104] (void)
- [105] (void)
- [106] (void)
- [107] (void)
- [108] (void)
- [109] 3GPP TS 26.430: "Timed Graphics".
- [110] 3GPP TS 23.003 "Numbering, addressing and identification".
- [111] 3GPP TS 33.310 "Network Domain Security (NDS); Authentication Framework (AF)".
- [112] 3GPP TS 26.247: "Transparent end-to-end Packet-switched Streaming Service (PSS); Progressive Download and Dynamic Adaptive Streaming over HTTP (3GP-DASH)".
- [113] 3GPP TR 26.905, "Mobile Stereoscopic 3D Video".
- [114] IETF RFC 5285 (2008): "A General Mechanism for RTP Header Extensions", D. Singer, H. Desineni.
- [115] 3GPP TS 26.114: "IP Multimedia Subsystem (IMS); Multimedia Telephony; Media handling and interaction".
- [116] ISO/IEC 23001-8:2013 Information technology - MPEG systems technologies - Part 8: Coding-independent code points.
- [117] ITU-T Recommendation H.265 (04/2013): "High efficiency video coding".
- [118] IETF RFC 7798 (2016): "RTP Payload Format for High Efficiency Video Coding (HEVC)", Y.-K. Wang, Y. Sanchez, T. Schierl, S. Wenger, M. M. Hannuksela.

## 3 Definitions and abbreviations

### 3.1 Definitions

For the purposes of the present document, the following terms and definitions apply:

**continuous media:** media with an inherent notion of time. In the present document speech, audio, video, timed text and DIMS

**discrete media:** media that itself does not contain an element of time. In the present document all media not defined as continuous media

**device capability description:** a description of device capabilities and/or user preferences. Contains a number of capability attributes

**device capability profile:** same as device capability description

**frame-packed stereoscopic 3D video:** a video consisting of two views in which both views were packed into a single stream before compression

**http-URL:** a URL with a fixed scheme of 'http:/' or 'https:/'

**kilobits:** 1000 bits

**kilobytes:** 1024 bytes

**media presentation:** a structured collection of data that is accessible to the HTTP-Streaming Client

**media presentation description (MPD):** contains information required by the HTTP-Streaming Client to access Segments and to provide the streaming service to the user

**multiview stereoscopic 3D video:** a video consisting of two views packed into a single stream during compression

**presentation description:** contains information about one or more media streams within a presentation, such as the set of encodings, network addresses and information about the content

**PSS client:** client for the 3GPP packet switched streaming service based on the IETF RTSP/SDP and/or HTTP standards, with possible additional 3GPP requirements according to the present document

**PSS server:** server for the 3GPP packet switched streaming service based on the IETF RTSP/SDP and/or HTTP standards, with possible additional 3GPP requirements according to the present document

**scene description:** description of the spatial layout and temporal behaviour of a presentation. It can also contain hyperlinks

**stereoscopic 3D video:** a video bitstream consisting of two views

### 3.2 Abbreviations

For the purposes of the present document, the abbreviations given in 3GPP TR 21.905 [3] and the following apply.

3GP	3GPP file format
AAC	Advanced Audio Coding
ADU	Application Data Unit
AVC	Advanced Video Coding
CC/PP	Composite Capability / Preference Profiles
CPB	Coding Picture Buffer
CVO	Coordination of Video Orientation
DCT	Discrete Cosine Transform
DIMS	Dynamic and Interactive Multimedia Scenes
DLS	Downloadable Sounds
DRM	Digital Rights Management



Enhanced aacPlus	MPEG-4 High Efficiency AAC plus MPEG-4 Parametric Stereo
GIF	Graphics Interchange Format
HDTV	High-Definition TeleVision
HEVC	High Efficiency Video Coding
HTML	Hyper Text Markup Language
HTTP	Hypertext Transfer Protocol
HTTPS	Hypertext Transfer Protocol Secure
IDR	Instantaneous Decoding Refresh
ITU-T	International Telecommunications Union – Telecommunications
JFIF	JPEG File Interchange Format
MIDI	Musical Instrument Digital Interface
MIME	Multipurpose Internet Mail Extensions
MMS	Multimedia Messaging Service
MPD	Media Presentation Description
MPEG-2 TS	Moving Picture Experts Group Transport Stream
NADU	Next Application Data Unit
OMA	Open Mobile Alliance
PDCF	Packetized DRM Content Format
PNG	Portable Networks Graphics
PSS	Packet-switched Streaming Service
QCIF	Quarter Common Intermediate Format
RAP	Random Access Point
RDF	Resource Description Framework
RFC	Request For Comments
RTCP	RTP Control Protocol
RTP	Real-time Transport Protocol
RTSP	Real-Time Streaming Protocol
SBR	Spectral Band Replication
SDP	Session Description Protocol
SMIL	Synchronised Multimedia Integration Language
SP-MIDI	Scalable Polyphony MIDI
SPS	Sequence Parameter Set
SRTP	Secure Real-time Transport Protocol
SVG	Scalable Vector Graphics
UAProf	User Agent Profile
UCS-2	Universal Character Set (the two octet form)
URI	Uniform Resource Identifier
URL	Uniform Resource Locator
UTC	Universal Time Coordinated
UTF-8	Unicode Transformation Format (the 8-bit form)
VCL	Video Coding Layer
VPS	Video Parameter Set
W3C	WWW Consortium
WML	Wireless Markup Language
XHTML	eXtensible Hyper Text Markup Language
XMF	eXtensible Music Format
XML	eXtensible Markup Language
XSLT	eXtensible Stylesheet Language Transformation

# 4 System description

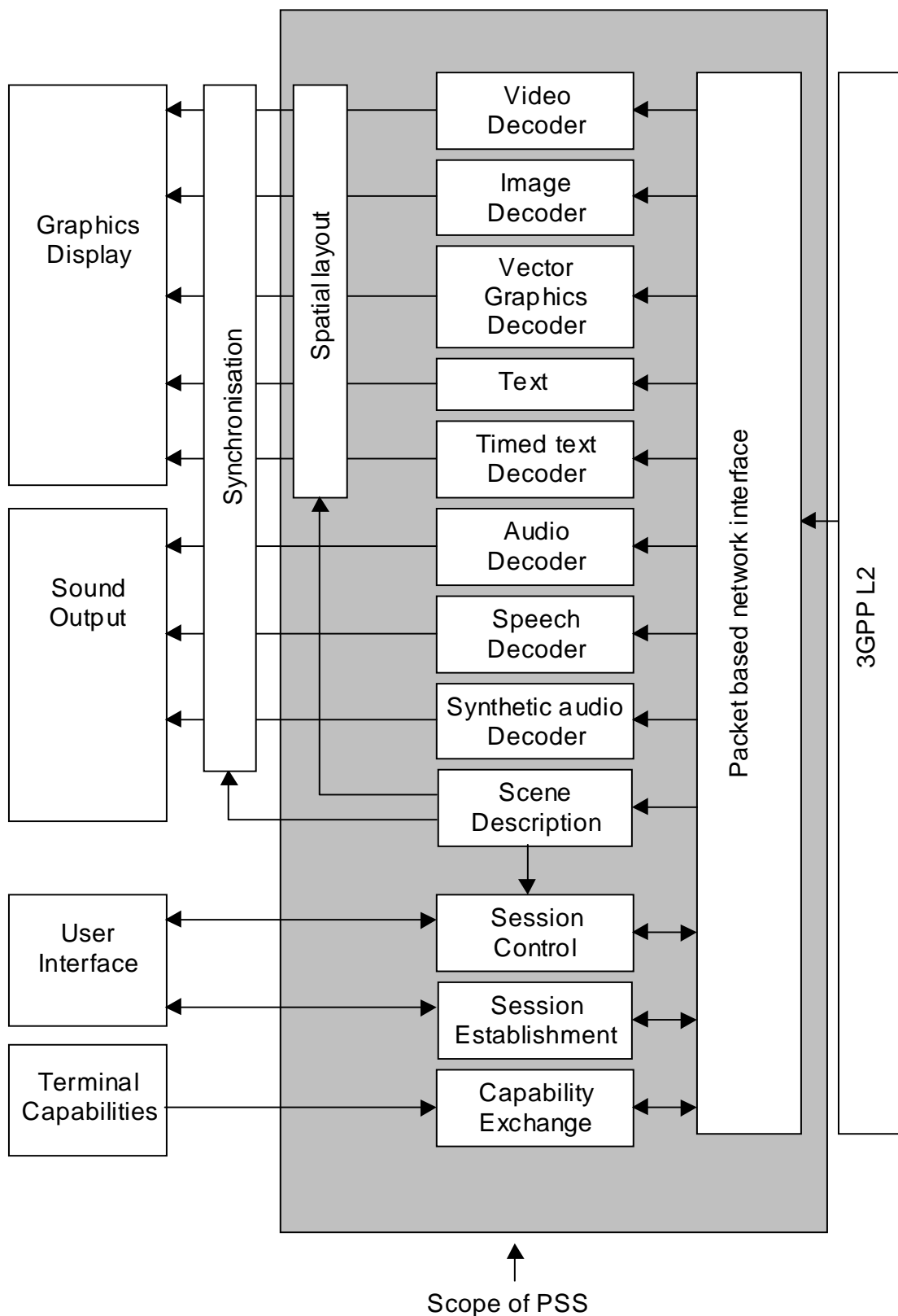


Figure 1: Functional components of a PSS client

Figure 1 shows the functional components of a PSS client. Figure 2 gives an overview of the protocol stack used in a PSS client and also shows a more detailed view of the packet based network interface. The functional components can be divided into control, scene description, media codecs and the transport of media and control data.

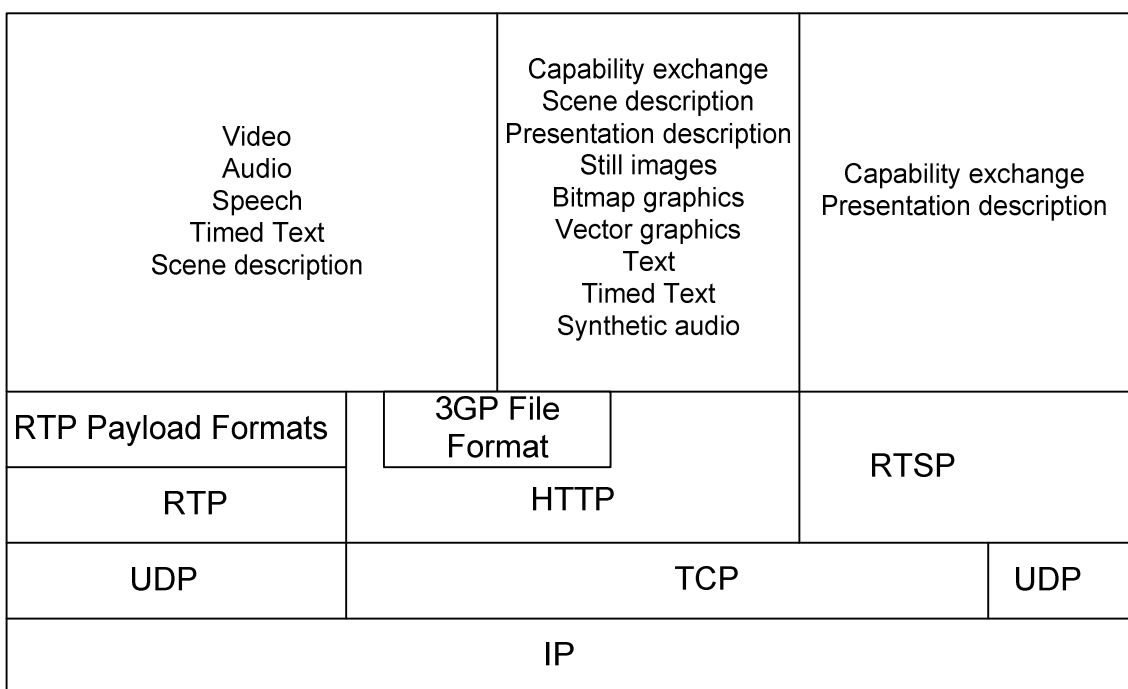
The control related elements are session establishment, capability exchange and session control (see clause 5).

- Session establishment refers to methods to invoke a PSS session from a browser or directly by entering an URL in the terminal's user interface.
- Capability exchange enables choice or adaptation of media streams depending on different terminal capabilities.
- Session control deals with the set-up of the individual media streams between a PSS client and one or several PSS servers. It also enables control of the individual media streams by the user. It may involve VCR-like presentation control functions like start, pause, fast forward and stop of a media presentation.

The scene description consists of spatial layout and a description of the temporal relation between different media that is included in the media presentation. The first gives the layout of different media components on the screen and the latter controls the synchronisation of the different media (see clause 8).

The PSS includes media codecs for video, still images, vector graphics, bitmap graphics, text, timed text, natural and synthetic audio, and speech (see clause 7).

Transport of media and control data consists of the encapsulation of the coded media and control data in a transport protocol (see clause 6). This is shown in figure 1 as the "packet based network interface" and displayed in more detail in the protocol stack of figure 2.



**Figure 2: Overview of the protocol stack**

The delivery of media over HTTP provides an alternative delivery mechanism to the RTSP/RTP based media delivery. HTTP Progressive download and Dynamic Adaptive Streaming over HTTP (3GP-DASH) are described in 3GPP TS 26.247 [112].

---

## 5 Protocols

### 5.1 Session establishment

Session establishment refers to the method by which a PSS client obtains the initial session description. The initial session description can e.g. be a presentation description, a scene description or just an URL to the content.

A PSS client shall support initial session descriptions specified in one of the following formats: SMIL, SDP, or plain RTSP URL.

In addition to `rtsp://` the PSS client shall support URLs [60] to valid initial session descriptions starting with `file://` (for locally stored files) and `http://` (for presentation descriptions or scene descriptions delivered via HTTP).

Examples for valid inputs to a PSS client are: `file://temp/morning_news.smil`, `http://example.com/morning_news.sdp`, and `rtsp://example.com/morning_news`.

URLs can be made available to a PSS client in many different ways. It is out of the scope of this specification to mandate any specific mechanism. However, an application using the 3GPP PSS shall at least support URLs of the above type, specified or selected by the user.

The preferred way would be to embed URLs to initial session descriptions within HTML or WML pages. Browser applications that support the HTTP protocol could then download the initial session description and pass the content to the PSS client for further processing. How exactly this is done is an implementation specific issue and out of the scope of this specification.

As an alternative to conventional streaming, a PSS client should also support progressive download of 3GP files [50] delivered via HTTP or the Dynamic Adaptive Streaming over HTTP as defined in 3GPP TS 26.247 [112]. Session Establishment for Progressive Download Dynamic Adaptive Streaming over HTTP as defined in 3GPP TS 26.247 [112], clause 5.

### 5.2 Capability exchange

#### 5.2.1 General

Capability exchange is an important functionality in the PSS. It enables PSS servers to provide a wide range of devices with content suitable for the particular device in question. Another very important task is to provide a smooth transition between different releases of PSS. Therefore, PSS clients and servers should support capability exchange.

The specification of capability exchange for PSS is divided into two parts. The normative part contained in clause 5.2 and an informative part in clause A.4 in Annex A of the present document. The normative part gives all the necessary requirements that a client or server shall conform to when implementing capability exchange in the PSS. The informative part provides additional important information for understanding the concept and usage of the functionality. It is recommended to read clause A.4 in Annex A before continuing with clauses 5.2.2-5.2.7.

#### 5.2.2 The device capability profile structure

A device capability profile is an RDF [41] document that follows the structure of the CC/PP framework [39] and the CC/PP application UAProf [40]. Attributes are used to specify device capabilities and preferences. A set of attribute names, permissible values and semantics constitute a CC/PP vocabulary, which is defined by an RDF schema. For PSS, the UAProf vocabulary is reused and an additional PSS specific vocabulary is defined. The details can be found in clause 5.2.3. The syntax of the attributes is defined in the vocabulary schema, but also, to some extent, the semantics. A PSS device capability profile is an instance of the schema (UAProf and/or the PSS specific schema) and shall follow the rules governing the formation of a profile given in the CC/PP specification [39]. The profile schema shall also be governed by the rules defined in UAProf [40] chapter 7, 7.1, 7.3 and 7.4.

## 5.2.3 Vocabularies for PSS

### 5.2.3.1 General

Clause 5.2.3 specifies the attribute vocabularies to be used by the PSS capability exchange.

PSS servers supporting capability exchange shall support the attributes in the four PSS components of the PSS base vocabulary. PSS servers should also support the recommended attributes from the UAPProf vocabulary [40]. A server may additionally support other UAPProf attributes.

### 5.2.3.2 PSS base vocabulary

The PSS base vocabulary contains four components called "PssCommon", "Streaming", "ThreeGPFileFormat" and "PssSmil". The division of the vocabulary into these components is motivated by the fact that the PSS contains three different base applications:

- pure RTSP/RTP-based streaming, HTTP-based streaming and progressive download, or both (described by the Streaming component);
- 3GP file download or progressive download (described by the ThreeGPFileFormat component);
- SMIL presentation (described by the PssSmil component).

The last application can consist of downloadable images, text, etc., as well as RTSP/RTP streaming and downloadable 3GP files. Capabilities that are common to all PSS applications are described by the PssCommon component. The three base applications are distinguished from each other by the source of synchronization: for pure streaming it is RTP, for 3GP files it is inherit in the 3GP file format, and for SMIL presentations timing is provided by the SMIL file.

NOTE: DIMS presentations can be streamed (RTSP/RTP) or downloaded (as 3GP files). Capabilities for such presentations are described by the Streaming component and the ThreeGPFileFormat component, respectively. See in particular the StreamingAccept and ThreeGPAccept attributes below.

The PSS base vocabulary is an extension to UAPProf and is defined as an RDF schema in Annex F. Together with the description of the attributes in the present clause, it defines the vocabulary. The vocabulary is associated with an XML namespace, which combines a base URI with a local XML element name to yield an URI. Annex F provides the details.

The PSS specific components contain a number of attributes expressing capabilities. The following subclauses list all attributes for each component.

#### 5.2.3.2.1 PssCommon component

Attribute name: **AudioChannels**

Attribute definition: This attribute describes the stereophonic capability of the natural audio device.

Component: PssCommon

Type: Literal

Legal values: 'Mono', 'Stereo'

Resolution rule: Locked

EXAMPLE: <AudioChannels>Mono</AudioChannels>

Attribute name: **MaxPolyphony**

Attribute definition: The MaxPolyphony attribute refers to the maximal polyphony that the synthetic audio device supports as defined in [44].

NOTE: The MaxPolyphony attribute is used to signal the maximum polyphony capabilities supported by the PSS client. This is a complementary mechanism for the delivery of compatible SP-MIDI content and thus by setting the MaxPolyphony attribute the PSS client is required to support Scalable Polyphony MIDI i.e. Channel Masking defined in [44].

Component: PssCommon  
Type: Number  
Legal values: Integer between 5 and 24  
Resolution rule: Locked

EXAMPLE: <MaxPolyphony>8</MaxPolyphony>

Attribute name: **NumOfGM1Voices**

Attribute definition: The NumOfGM1Voices attribute refers to the maximum number of simultaneous GM1 voices that the synthetic audio engine supports.

Component: PssCommon  
Type: Number  
Legal values: Integer greater or equal than 5  
Resolution rule: Locked

EXAMPLE: <NumOfGM1Voices>24</NumOfGM1Voices>

Attribute name: **NumOfMobileDLSVoicesWithoutOptionalBlocks**

Attribute definition: The NumOfMobileDLSVoicesWithoutOptionalBlocks attribute refers to the maximum number of simultaneous Mobile DLS [70] voices without optional group of processing blocks that the synthetic audio engine supports.

Component: PssCommon  
Type: Number  
Legal values: Integer greater or equal than 5  
Resolution rule: Locked

EXAMPLE: <NumOfMobileDLSVoicesWithoutOptionalBlocks>24</NumOfMobileDLSVoicesWithoutOptionalBlocks>

Attribute name: **NumOfMobileDLSVoicesWithOptionalBlocks**

Attribute definition: The NumOfMobileDLSVoicesWithOptionalBlocks attribute refers to the maximum number of simultaneous Mobile DLS voices with optional group of processing blocks that the synthetic audio engine supports. This attribute is set to zero for devices that do not support the optional group of processing blocks.

Component: PssCommon  
Type: Number  
Legal values: Integer greater than or equal to 0  
Resolution rule: Locked

EXAMPLE: <NumOfMobileDLSVoicesWithOptionalBlocks>24</NumOfMobileDLSVoicesWithOptionalBlocks>

Attribute name: **PssVersion**

Attribute definition: Latest PSS version supported by the client.

Component: PssCommon

Type: Literal

Legal values: "3GPP-R4", "3GPP-R5", "3GPP-R6", "3GPP-R7", "3GPP-R8", "3GPP-R9" and so forth.

Resolution rule: Locked

EXAMPLE: `<PssVersion>3GPP-R6</PssVersion>`

Attribute name: **RenderingScreenSize**

Attribute definition: The rendering size of the device's screen in unit of pixels available for PSS media presentation. The horizontal size is given followed by the vertical size.

Component: PssCommon

Type: Dimension

Legal values: Two integer values equal or greater than zero. A value equal '0x0' means that there exists no possibility to render visual PSS presentations.

Resolution rule: Locked

EXAMPLE: `<RenderingScreenSize>70x15</RenderingScreenSize>`

Attribute name: **RenderingScreenSizeMm**

Attribute definition: The rendering size of the device's screen in unit of millimetres available for PSS media presentation. The horizontal size is given followed by the vertical size.

Component: PssCommon

Type: Dimension

Legal values: Two floating values equal or greater than zero. A value equal '0.0x0.0' means that there exists no possibility to render visual PSS media presentations.

Resolution rule: Locked

EXAMPLE: `<RenderingScreenSizeMm >110.5x56.0</RenderingScreenSizeMm>`

#### 5.2.3.2.2 Streaming component

Attribute name: **StreamingMethod**

Attribute definition: List of streaming methods supported by the PSS application. The client may support RTP streaming, HTTP streaming, Progressive Download, or all.

Component: Streaming

Type: Literal (Bag)

Legal values: "RTP", "HTTP", 'Progressive'

Resolution rule: Append

EXAMPLE: 

```
<StreamingMethod>
  <rdf:Bag>
    <rdf:li>RTP</rdf:li>
    <rdf:li>HTTP</rdf:li>
  </rdf:Bag>
</StreamingMethod>
```

Attribute name: **StreamingAccept**

Attribute definition: List of content types (MIME types) relevant for streaming over RTP or HTTP supported by the PSS application. Content types listed shall be possible to stream over RTP. For each content type a set of MIME parameters can be specified to signal receiver capabilities. A content type that supports multiple parameter sets may occur several times in the list.

Component: Streaming

Type: Literal (Bag)

Legal values: List of MIME types with related parameters.

Resolution rule: Append

EXAMPLE 1: 

```
<StreamingAccept>
  <rdf:Bag>
    <rdf:li>audio/AMR-WB; octet-alignment=1</rdf:li>
    <rdf:li>video/H263-2000; profile=0; level=45</rdf:li>
  </rdf:Bag>
</StreamingAccept>
```

EXAMPLE 2: 

```
<StreamingAccept>
  <rdf:Bag>
    <rdf:li>audio/AMR-WB+</rdf:li>
    <rdf:li>video/H264; profile-level-id=42e00a</rdf:li>
    <rdf:li>video/richmedia+xml; Version-profile=10</rdf:li>
  </rdf:Bag>
</StreamingAccept>
```

Attribute name: **StreamingAccept-Subset**

Attribute definition: List of content types for which the PSS application supports a subset. MIME types can in most cases effectively be used to express variations in support for different media types. Many MIME types, e.g. AMR-WB have several parameters that can be used for this purpose. There may exist content types for which the PSS application only supports a subset and this subset cannot be expressed with MIME-type parameters. In these cases the attribute StreamingAccept-Subset is used to describe support for a subset of a specific content type. If a subset of a specific content type is declared in StreamingAccept-Subset, this means that StreamingAccept-Subset has precedence over StreamingAccept. StreamingAccept shall always include the corresponding content types for which StreamingAccept-Subset specifies subsets of.

Subset identifiers and corresponding semantics shall only be defined by the TSG responsible for the present document.

Component: Streaming

Type: Literal (Bag)

Legal values: No subsets defined.

Resolution rule: Append

Attribute name: **StreamingFramePackingFormatsRTP**



Attribute definition: List of supported frame packing formats relevant for streaming of stereoscopic 3D video over RTP supported by the PSS application. The frame packing formats within scope for stereoscopic 3D video are defined in Table D-8 of [90].

Component: Streaming

Type: Literal (Bag)

Legal values: List of integer values corresponding to the supported frame packing formats. The integer values shall correspond to the "Value" column as specified in Table D-8 of [90] and be interpreted according to the "Interpretation" column in the same table.

Resolution rule: Append

EXAMPLE: 

```
<StreamingFramePackingFormatsRTP>
  <rdf:Bag>
    <rdf:li>3</rdf:li>
    <rdf:li>4</rdf:li>
  </rdf:Bag>
</StreamingFramePackingFormatsRTP>
```

Attribute name: **StreamingFramePackingFormatsHTTP**

Attribute definition: List of supported frame packing formats relevant for streaming of stereoscopic 3D video over HTTP supported by the PSS application. The frame packing formats within scope for stereoscopic 3D video are defined in Table D-8 of [90].

Component: Streaming

Type: Literal (Bag)

Legal values: List of integer values corresponding to the supported frame packing formats. The integer values shall correspond to the "Value" column as specified in Table D-8 of [90] and be interpreted according to the "Interpretation" column in the same table.

Resolution rule: Append

EXAMPLE: 

```
<StreamingFramePackingFormatsHTTP>
  <rdf:Bag>
    <rdf:li>3</rdf:li>
    <rdf:li>4</rdf:li>
  </rdf:Bag>
</StreamingFramePackingFormatsHTTP>
```

Attribute name: **StreamingCVOCapable**

Attribute definition: Indicates whether the client is a CVO capable receiver of RTP streams, i.e. provided that the video orientation information for the delivered content is communicated to the client in an RTP extension header as specified in clause 6.2.5 (corresponding to `urn:3gpp:video-orientation`), the client can interpret the video orientation and align the video correctly for rendering/display purposes. If this attribute is reported and the `StreamingHighGranularityCVOCapable` attribute is reported as a 'Yes', then the value of this attribute shall be a 'Yes'.

Component: Streaming

Type: Literal

Legal values: "Yes", "No"

Resolution rule: Locked

EXAMPLE: 

```
<StreamingCVOCapable>Yes</StreamingCVOCapable>
```

Attribute name: **StreamingHighGranularityCVOCapable**

Attribute definition: Indicates whether the client is a Higher Granularity CVO capable receiver of RTP streams, i.e. provided that the video orientation information of the delivered content is communicated to the client in an RTP extension header as specified in clause 6.2.5 (corresponding to **urn:3GPP:video-orientation:6**), the client can interpret the video orientation and align the video correctly for rendering/display purposes.

Component: Streaming

Type: Literal

Legal values: "Yes", "No"

Resolution rule: Locked

EXAMPLE: `<StreamingHighGranularityCVOCapable>Yes</StreamingHighGranularityCVOCapable>`

Attribute name: **ThreeGPPLinkChar**

Attribute definition: Indicates whether the device supports the 3GPP-Link-Char header according to clause 10.2.1.1.

Component: Streaming

Type: Literal

Legal values: "Yes", "No"

Resolution rule: Override

EXAMPLE: `<ThreeGPPLinkChar>Yes</ThreeGPPLinkChar>`

Attribute name: **AdaptationSupport**

Attribute definition: Indicates whether the device supports client buffer feedback signaling according to clause 10.2.3.

Component: Streaming

Type: Literal

Legal values: "Yes", "No"

Resolution rule: Locked

EXAMPLE: `<AdaptationSupport>Yes</AdaptationSupport>`

Attribute name: **QoESupport**

Attribute definition: Indicates whether the device supports QoE signaling according to clauses 5.3.2.3, 5.3.3.6, and 11 in case of RTSP/RTP-based streaming or according to clause 10 of 3GPP TS 26.247 [112] in case of HTTP-based streaming and progressive download.

Component: Streaming

Type: Literal

Legal values: "Yes", "No"

Resolution rule: Locked

EXAMPLE: `<QoESupport>Yes</QoESupport>`

Attribute name: **ExtendedRtcpReports**

Attribute definition: Indicates whether the device supports extended RTCP reports according to clause 6.2.3.1.

Component: Streaming

Type: Literal

Legal values: "Yes", "No"

Resolution rule: Locked

EXAMPLE: `<ExtendedRtcpReports>Yes</ExtendedRtcpReports>`

Attribute name: **RtpRetransmission**

Attribute definition: Indicates whether the device supports RTP retransmission according to clause 6.2.3.3.

Component: Streaming

Type: Literal

Legal values: "Yes", "No"

Resolution rule: Locked

EXAMPLE: `<RtpRetransmission>Yes</RtpRetransmission>`

Attribute name: **MediaAlternatives**

Attribute definition: Indicates whether the device interprets the SDP attributes "alt", "alt-default-id", and "alt-group", defined in clauses 5.3.3.3 and 5.3.3.4.

Component: Streaming

Type: Literal

Legal values: "Yes", "No"

Resolution rule: Override

EXAMPLE: `<MediaAlternatives>Yes</MediaAlternatives>`

Attribute name: **RtpProfiles**

Attribute definition: List of supported RTP profiles.

Component: Streaming

Type: Literal (Bag)

Legal values: Profile names registered through the Internet Assigned Numbers Authority (IANA), [www.iana.org](http://www.iana.org).

Resolution rule: Append

EXAMPLE: 

```
<RtpProfiles>
  <rdf:Bag>
    <rdf:li>RTP/AVP</rdf:li>
    <rdf:li>RTP/AVPF</rdf:li>
  </rdf:Bag>
</RtpProfiles>
```

Attribute name: **ProtectedStreaming**

Attribute definition: Indicates whether the device supports streamed protected PSS as defined by Annex R.

Component: Streaming

Type: Literal

Legal values: "Yes", "No"

Resolution rule: Locked

EXAMPLE: <ProtectedStreaming>Yes</ProtectedStreaming>

Attribute name: **ThreeGPPPipelined**

Attribute definition: Indicates whether the device supports fast content start-up with pipelining according to clause 5.5.3.

Component: Streaming

Type: Literal

Legal values: "Yes", "No"

Resolution rule: Override

EXAMPLE: <ThreeGPPPipelined>Yes</ThreeGPPPipelined>

Attribute name: **ThreeGPPSwitch**

Attribute definition: Indicates whether the device supports fast content switching with known SDP according to clause 5.5.4.3.

Component: Streaming

Type: Literal

Legal values: "Yes", "No"

Resolution rule: Override

EXAMPLE: <ThreeGPPSwitch>Yes</ThreeGPPSwitch>

Attribute name: **ThreeGPPSwitchReqSDP**

Attribute definition: Indicates whether the device supports fast content switching without SDP according to clause 5.5.4.4.

Component: Streaming

Type: Literal

Legal values: "Yes", "No"

Resolution rule: Override

EXAMPLE: <ThreeGPPSwitchReqSDP>Yes</ThreeGPPSwitchReqSDP>

Attribute name: **ThreeGPPSwitchStream**

Attribute definition: Indicates whether the device supports the fast switching of media streams according to clause 5.5.4.5.

Component: Streaming

Type: Literal

Legal values: "Yes", "No"

Resolution rule: Override

EXAMPLE: `<ThreeGPPSwitchStream>Yes</ThreeGPPSwitchStream>`

Attribute name: **AcceptRanges**

Attribute definition: List of range indications that are accepted by the client. The client may support UTC or NPT or both.

Component: Streaming

Type: Literal (Bag)

Legal values: "NPT", "UTC"

Resolution rule: Append

EXAMPLE: `<AcceptRanges>  
<rdf:Bag>  
 <rdf:li>NPT</rdf:li>  
 <rdf:li>UTC</rdf:li>  
</rdf:Bag>  
</AcceptRanges>`

Attribute name: **ISMACryp**

Attribute definition: Indicates whether the device supports streamed content in ISMACryp format as defined in ISMACryp and Annex R.

Component: Streaming

Type: Literal (Bag)

Legal values: ISMACryp Version numbers supported as a floating number. 0.0 indicates no support.

Resolution rule: Locked

EXAMPLE: `<ISMACryp>  
<rdf:Bag>  
 <rdf:li>2.0</rdf:li>  
</rdf:Bag>  
</ISMACryp>`

Attribute name: **VideoDecodingByteRate**

Attribute definition: If Annex G is not supported, the attribute has no meaning. If Annex G is supported, this attribute defines the peak decoding byte rate the PSS client is able to support. In other words, the PSS client fulfils the requirements given in Annex G with the signalled peak decoding byte rate. The values are given in bytes per second and shall be greater than or equal to 16000. According to Annex G, 16000 is the default peak decoding byte rate for the mandatory video codec profile and level (H.263 Profile 0 Level 45).

Component: Streaming

Type: Number

Legal values: Integer value greater than or equal to 16000.

Resolution rule: Locked

EXAMPLE: `<VideoDecodingByteRate>16000</VideoDecodingByteRate>`

Attribute name: **VideoInitialPostDecoderBufferingPeriod**

Attribute definition: If Annex G is not supported, the attribute has no meaning. If Annex G is supported, this attribute defines the maximum initial post-decoder buffering period of video. Values are interpreted as clock ticks of a 90-kHz clock. In other words, the value is incremented by one for each 1/90 000 seconds. For example, the value 9000 corresponds to 1/10 of a second initial post-decoder buffering.

Component: Streaming

Type: Number

Legal values: Integer value equal to or greater than zero.

Resolution rule: Locked

EXAMPLE: `<VideoInitialPostDecoderBufferingPeriod>9000  
</VideoInitialPostDecoderBufferingPeriod>`

Attribute name: **VideoPreDecoderBufferSize**

Attribute definition: This attribute signals if the optional video buffering requirements defined in Annex G are supported. It also defines the size of the hypothetical pre-decoder buffer defined in Annex G. A value equal to zero means that Annex G is not supported. A value equal to one means that Annex G is supported. In this case the size of the buffer is the default size defined in Annex G. A value equal to or greater than the default buffer size defined in Annex G means that Annex G is supported and sets the buffer size to the given number of octets.

Component: Streaming

Type: Number

Legal values: Integer value equal to or greater than zero. Values greater than one but less than the default buffer size defined in Annex G are not allowed.

Resolution rule: Locked

EXAMPLE: `<VideoPreDecoderBufferSize>30720</VideoPreDecoderBufferSize>`

### 5.2.3.2.3 ThreeGPFileFormat component

Attribute name: **Brands**

Attribute definition: List of supported 3GP profiles identified by brand.

Component: ThreeGPFileFormat

Type: Literal (Bag)

Legal values: Brand identifiers according to 5.3.4 and 5.4 in [50].

Resolution rule: Append

EXAMPLE: `<Brands>  
 <rdf:Bag>  
 <rdf:li>3gp4</rdf:li>  
 <rdf:li>3gp5</rdf:li>  
 <rdf:li>3gp6</rdf:li>  
 <rdf:li>3gr6</rdf:li>  
 <rdf:li>3gp7</rdf:li>  
 <rdf:li>3gr7</rdf:li>  
 <rdf:li>3ge7</rdf:li>  
 </rdf:Bag>  
</Brands>`

Attribute name: **ThreeGPAccept**

Attribute definition: List of content types (MIME types) that can be included in a 3GP file and handled by the PSS application. The content types included in this attribute can be rendered in a 3GP file or a presentation contained therein. If the identifier "Streaming-Media" is included, streaming media can be included within a contained presentation (e.g. in DIMS). Details on the streaming support can then be found in the Streaming component. For each content type a set of supported parameters can be given. A content type that supports multiple parameter sets may occur several times in the list.

Component: ThreeGPFileFormat

Type: Literal (Bag)

Legal values: List of MIME types with related parameters and the "Streaming-Media" identifier.

Resolution rule: Append

EXAMPLE 1: 

```
<ThreeGPAccept>
  <rdf:Bag>
    <rdf:li>video/H263-2000; profile=0; level=45</rdf:li>
    <rdf:li>audio/AMR</rdf:li>
  </rdf:Bag>
</ThreeGPAccept>
```

EXAMPLE 2: 

```
<ThreeGPAccept>
  <rdf:Bag>
    <rdf:li>audio/AMR</rdf:li>
    <rdf:li>audio/AMR-WB</rdf:li>
    <rdf:li>video/H263-2000; profile=0; level=45</rdf:li>
    <rdf:li>video/H264; profile-level-id=42e00a</rdf:li>
    <rdf:li>image/jpeg</rdf:li>
    <rdf:li>video/richmedia+xml; Version-profile=10</rdf:li>
    <rdf:li>Streaming-Media</rdf:li>
  </rdf:Bag>
</ThreeGPAccept>
```

Attribute name: **ThreeGPAccept-Subset**

Attribute definition: List of content types for which the PSS application supports a subset. MIME types can in most cases effectively be used to express variations in support for different media types. Many MIME types have several parameters that can be used for this purpose. There may exist content types for which the PSS application only supports a subset and this subset cannot be expressed with MIME-type parameters. In these cases the attribute ThreeGPAccept-Subset is used to describe support for a subset of a specific content type. If a subset of a specific content type is declared in ThreeGPAccept-Subset, this means that ThreeGPAccept-Subset has precedence over ThreeGPAccept. ThreeGPAccept shall always include the corresponding content types for which ThreeGPAccept-Subset specifies subsets of.

Subset identifiers and corresponding semantics shall only be defined by the TSG responsible for the present document.

Component: ThreeGPFileFormat

Type: Literal (Bag)

Legal values: No subsets defined.

Resolution rule: Append

Attribute name: **ThreeGPFramePackingFormats**

Attribute definition: List of supported frame packing formats relevant for stereoscopic 3D video that can be included in a 3GP file and handled by the PSS application.

Component: ThreeGPFileFormat

Type: Literal (Bag)

Legal values: List of integer values corresponding to the supported frame packing formats. Integer values shall be either 3 or 4 corresponding to the Side-by-Side and Top-and-Bottom frame packing formats respectively, as specified in the "Value" column of Table D-8 of [90] and interpreted according to the "Interpretation" column in the same table.

Resolution rule: Append

EXAMPLE: 

```
<ThreeGPFramePackingFormats>
  <rdf:Bag>
    <rdf:li>3</rdf:li>
    <rdf:li>4</rdf:li>
  </rdf:Bag>
</ThreeGPFramePackingFormats>
```

Attribute name: **ThreeGPCVOCapable**

Attribute definition: Indicates whether the client is a CVO capable receiver of 3GP files, i.e. provided that the video orientation information (corresponding to `urn:3gpp:video-orientation`) of the delivered content is communicated to the client in a 3GP file, the client can interpret the video orientation and align the video correctly for rendering/display purposes. If this attribute is reported and the `ThreeGPHighGranularityCVOCapable` attribute is reported as a 'Yes', then the value of this attribute shall be a 'Yes'.

Component: ThreeGPFileFormat

Type: Literal

Legal values: "Yes", "No"

Resolution rule: Locked

EXAMPLE: 

```
<ThreeGPCVOCapable>Yes</ThreeGPCVOCapable>
```

Attribute name: **ThreeGPHighGranularityCVOCapable**

Attribute definition: Indicates whether the client is a Higher Granularity CVO capable receiver of 3GP files, i.e. provided that the video orientation information (corresponding to `urn:3gpp:video-orientation:6`) of the delivered content is communicated to the client in a 3GP file, the client can interpret the video orientation and align the video correctly for rendering/display purposes.

Component: ThreeGPFileFormat

Type: Literal

Legal values: "Yes", "No"

Resolution rule: Locked

EXAMPLE: 

```
<ThreeGPHighGranularityCVOCapable>Yes</ThreeGPHighGranularityCVOCapable>
```

Attribute name: **ThreeGPOMAdrm**

Attribute definition: List of the OMA DRM versions that is supported to be used for DRM protection of content present in the 3GP file format.

Component: ThreeGPFileFormat



Type: Literal (Bag)

Legal values: OMA DRM version numbers as floating point values. 0.0 indicates no support.

Resolution rule: Locked

EXAMPLE: 

```
<3gpOMADRM>
  <rdf:Bag>
    <rdf:li>2.0 </rdf:li>
  </rdf:Bag>
</3gpOMADRM>
```

#### 5.2.3.2.4 PssSmil component

Attribute name: **SmilAccept**

Attribute definition: List of content types (MIME types) that can be part of a SMIL presentation. The content types included in this attribute can be rendered in a SMIL presentation. If video/3gpp (or audio/3gpp) is included, downloaded 3GP files can be included in a SMIL presentation. Details on the 3GP file support can then be found in the ThreeGPFileFormat component. If the identifier "Streaming-Media" is included, streaming media can be included in the SMIL presentation. Details on the streaming support can then be found in the Streaming component. For each content type a set of supported parameters can be given. A content type that supports multiple parameter sets may occur several times in the list.

Component: PssSmil

Type: Literal (Bag)

Legal values: List of MIME types with related parameters and the "Streaming-Media" identifier.

Resolution rule: Append

EXAMPLE: 

```
<SmilAccept>
  <rdf:Bag>
    <rdf:li>image/gif</rdf:li>
    <rdf:li>image/jpeg</rdf:li>
    <rdf:li>Streaming-Media</rdf:li>
  </rdf:Bag>
</SmilAccept>
```

Attribute name: **SmilAccept-Subset**

Attribute definition: List of content types for which the PSS application supports a subset. MIME types can in most cases effectively be used to express variations in support for different media types. Many MIME types have several parameters that can be used for this purpose. There may exist content types for which the PSS application only supports a subset and this subset cannot be expressed with MIME-type parameters. In these cases the attribute SmilAccept-Subset is used to describe support for a subset of a specific content type. If a subset of a specific content type is declared in SmilAccept-Subset, this means that SmilAccept-Subset has precedence over SmilAccept. SmilAccept shall always include the corresponding content types for which SmilAccept-Subset specifies subsets of.

The following values are defined:

- "JPEG-PSS": Only the two JPEG modes described in clause 7.5 of the present document are supported.
- "SVG-Tiny"
- "SVG-Basic"

Subset identifiers and corresponding semantics shall only be defined by the TSG responsible for the present document.

Component: PssSmil  
 Type: Literal (Bag)  
 Legal values: "JPEG-PSS", "SVG-Tiny", "SVG-Basic"  
 Resolution rule: Append

EXAMPLE: 

```
<SmilAccept-Subset>
  <rdf:Bag>
    <rdf:li>JPEG-PSS</rdf:li>
    <rdf:li>SVG-Tiny</rdf:li>
  </rdf:Bag>
</SmilAccept-Subset>
```

Attribute name: **SmilBaseSet**

Attribute definition: Indicates a base set of SMIL 2.0 modules that the client supports.

Component: Streaming  
 Type: Literal  
 Legal values: Pre-defined identifiers. "SMIL-3GPP-R4" and "SMIL-3GPP-R5" indicate all SMIL 2.0 modules required for SMIL scene description support according to clause 8 of Release 4 and Release 5, respectively, of TS 26.234. "SMIL-3GPP-R6" and "SMIL-3GPP-R7" indicate all SMIL 2.0 modules required for SMIL scene-description support according to Release 6 and Release 7, respectively, of clause 8 of the present document (TS 26.234) and of TS 26.246 [52].  
 Resolution rule: Locked

EXAMPLE: 

```
<SmilBaseSet>SMIL-3GPP-R6</SmilBaseSet>
```

Attribute name: **SmilModules**

Attribute definition: This attribute defines a list of SMIL 2.0 modules supported by the client. If the SmilBaseSet is used those modules do not need to be explicitly listed here. In that case only additional module support needs to be listed.

Component: Streaming  
 Type: Literal (Bag)  
 Legal values: SMIL 2.0 module names defined in the SMIL 2.0 recommendation [31], section 2.3.3, table 2.  
 Resolution rule: Append

EXAMPLE: 

```
<SmilModules>
  <rdf:Bag>
    <rdf:li>BasicTransitions</rdf:li>
    <rdf:li>MuiltArcTiming</rdf:li>
  </rdf:Bag>
</SmilModules>
```

### 5.2.3.3 Attributes from UAProf

In the UAProf vocabulary [40] there are several attributes that are of interest for the PSS. The formal definition of these attributes is given in [40]. The following list of attributes is recommended for PSS applications:

Attribute name: **BitsPerPixel**  
 Component: HardwarePlatform

Attribute description: The number of bits of colour or greyscale information per pixel

EXAMPLE 1: `<BitsPerPixel>8</BitsPerPixel>`

Attribute name: **ColorCapable**

Component: HardwarePlatform

Attribute description: Whether the device display supports colour or not.

EXAMPLE 2: `<ColorCapable>Yes</ColorCapable>`

Attribute name: **PixelAspectRatio**

Component: HardwarePlatform

Attribute description: Ratio of pixel width to pixel height

EXAMPLE 3: `<PixelAspectRatio>1x2</PixelAspectRatio>`

Attribute name: **PointingResolution**

Component: HardwarePlatform

Attribute description: Type of resolution of the pointing accessory supported by the device.

EXAMPLE 4: `<PointingResolution>Pixel</PointingResolution>`

Attribute name: **Model**

Component: HardwarePlatform

Attribute description: Model number assigned to the terminal device by the vendor or manufacturer

EXAMPLE 5: `<Model>Model B</Model>`

Attribute name: **Vendor**

Component: HardwarePlatform

Attribute description: Name of the vendor manufacturing the terminal device

EXAMPLE 6: `<Vendor>TerminalManufacturer A</Vendor>`

Attribute name: **CcppAccept-Charset**

Component: SoftwarePlatform

Attribute description: List of character sets the device supports

EXAMPLE 7: `<CcppAccept-Charset>  
<rdf:Bag>  
<rdf:li>UTF-8</rdf:li>  
</rdf:Bag>  
</CcppAccept-Charset>`

Attribute name: **CcppAccept-Encoding**

Component: SoftwarePlatform

Attribute description: List of transfer encodings the device supports

EXAMPLE 8: 

```
<CcppAccept-Encoding>
  <rdf:Bag>
    <rdf:li>base64</rdf:li>
  </rdf:Bag>
</CcppAccept-Encoding>
```

Attribute name: **CcppAccept-Language**  
 Component: SoftwarePlatform  
 Attribute description: List of preferred document languages

EXAMPLE 9: 

```
<CcppAccept-Language>
  <rdf:Seq>
    <rdf:li>en</rdf:li>
    <rdf:li>se</rdf:li>
  </rdf:Seq>
</CcppAccept-Language>
```

Attribute name: **DMCapable**  
 Component: SoftwarePlatform  
 Attribute description: Indicates whether the device provides Device Management capabilities.

EXAMPLE 10: 

```
<DMCapable>Yes</DMCapable>
```

Attribute name: **DMVersion**  
 Component: SoftwarePlatform  
 Attribute description: Version of the Device Management (DM) capability within the device

EXAMPLE 11: 

```
<DMVersion>1.2</DMVersion>
```

## 5.2.4 Extensions to the PSS schema/vocabulary

### 5.2.4.1 Vocabulary definitions

The use of RDF enables an extensibility mechanism for CC/PP-based schemas that addresses the evolution of new types of devices and applications. The Release-6 PSS profile schema specification has been updated from Release 5 and has thus been assigned a unique RDF schema. The same is true for the Release-7, Release 9, Release 11 and Release 12 PSS profiles schema specification. The following URIs uniquely identify the RDF schemas for Release 5, Release 6, Release 7, Release 9, Release 11 and Release 12:

PSS Release 5 URI: <http://www.3gpp.org/profiles/PSS/ccppschem-PSS5#>

PSS Release 6 URI: <http://www.3gpp.org/profiles/PSS/ccppschem-PSS6#>

PSS Release 7 URI: <http://www.3gpp.org/profiles/PSS/ccppschem-PSS7#>

PSS Release 9 URI: <http://www.3gpp.org/profiles/PSS/ccppschem-PSS9#>

PSS Release 11 URI: <http://www.3gpp.org/profiles/PSS/ccppschem-PSS11#>

PSS Release 12 URI: <http://www.3gpp.org/profiles/PSS/ccppschem-PSS12#>

In the future new usage scenarios might have need for expressing new attributes. If the base vocabulary is further updated, a new unique namespace will be assigned to the updated schema. The base vocabulary shall only be changed by the TSG responsible for the present document. All extensions to the profile schema shall be governed by the rules defined in [40] clause 7.7.

### 5.2.4.2 Backward compatibility

An important issue when introducing a new vocabulary is to ensure backward compatibility. PSS Release-6 clients should seamlessly work together with PSS Release-5 servers and vice versa. To obtain backward compatibility, a Release-6 client should provide servers with multiple device-capability profiles using PSS Release-5 and Release-6 vocabularies, respectively. This can be done by providing two URIs referring to two separate profiles or one URI referring to one combined profile that uses both the Release-5 and the Release-6 namespaces. PSS Release-6 servers should handle both namespaces, whereas PSS Release-5 servers will ignore profiles with unknown namespaces.

### 5.2.5 Signalling of profile information between client and server

When a PSS client or server support capability exchange it shall support the profile information transport over both HTTP and RTSP between client and server as defined in clause 9.1 (including its subsections) of the WAP 2.0 UAProf specification [40] with the following amendments:

- The "x-wap-profile" and "x-wap-profile-diff" headers shall be present in at least one HTTP or RTSP request per session. That is, the requirement to send this header in all requests has been relaxed.
- The defined headers may be applied to both RTSP and HTTP.
- The "x-wap-profile-diff" header is only valid for the current request. The reason is that PSS does not have the WSP session concept of WAP.
- Push is not relevant for the PSS.

The following guidelines concern how and when profile information is sent between client and server:

- PSS content servers supporting capability exchange shall be able to receive profile information in all HTTP and RTSP requests.
- The terminal should not send the "x-wap-profile-diff" header over the air-interface since there is no compression scheme defined.
- RTSP: the client should send profile information in the DESCRIBE message. It may send it in any other request.

If the terminal has some prior knowledge about the file type it is about to retrieve, e.g. file extensions, the following apply:

- HTTP and SDP: when retrieving an SDP with HTTP the client should include profile information in the GET request. This way the HTTP server can deliver an optimised SDP to the client.
- HTTP and MPD: when retrieving an MPD with HTTP the client may include profile information in the GET request. This way the HTTP server may deliver an optimised MPD to the client.
- HTTP and SMIL: When retrieving a SMIL file with HTTP the client should include profile information in the GET request. This way the HTTP server can deliver an optimised SMIL presentation to the client. A SMIL presentation can include links to static media. The server should optimise the SMIL file so that links to the referenced static media are adapted to the requesting client. When the "x-wap-profile-warning" indicates that content selection has been applied (201-203) the PSS client should assume that no more capability exchange has to be performed for the static media components. In this case it should not send any profile information when retrieving static media to be included in the SMIL presentation. This will minimise the HTTP header overhead.

### 5.2.6 Merging device capability profiles

Profiles need to be merged whenever the PSS server receives multiple device capability profiles. Multiple occurrences of attributes and default values make it necessary to resolve the profiles according to a resolution process.

The resolution process shall be the same as defined in UAProf [40] clause 6.4.1.

- Resolve all indirect references by retrieving URI references contained within the profile.
- Resolve each profile and profile-diff document by first applying attribute values contained in the default URI references and by second applying overriding attribute values contained within the category blocks of that profile or profile-diff.

- Determine the final value of the attributes by applying the resolved attribute values from each profile and profile-diff in order, with the attribute values determined by the resolution rules provided in the schema. Where no resolution rules are provided for a particular attribute in the schema, values provided in profiles or profile-diffs are assumed to override values provided in previous profiles or profile-diffs.

When several URLs are defined in the "x-wap-profile" header and there exists any attribute that occurs more than once in these profiles the rule is that the attribute value in the second URL overrides, or is overridden by, or is appended to the attribute value from the first URL (according to the resolution rule) and so forth. This is what is meant with "Determine the final value of the attributes by applying the resolved attribute values from each profile and profile-diff in order, with..." in the third bullet above. If the profile is completely or partly inaccessible or otherwise corrupted the server should still provide content to the client. The server is responsible for delivering content optimised for the client based on the received profile in a best effort manner.

NOTE: For the reasons explained in Annex A clause A.4.3 the usage of indirect references in profiles (using the CC/PP defaults element) is not recommended.

## 5.2.7 Profile transfer between the PSS server and the device profile server

The device capability profiles are stored on a device profile server and referenced with URLs. According to the profile resolution process in clause 5.2.6 of the present document, the PSS server ends up with a number of URLs referring to profiles and these shall be retrieved.

- The device profile server shall support HTTP 1.1 for the transfer of device capability profiles to the PSS server.
- If the PSS server supports capability exchange it shall support HTTP 1.1 for transfer of device capability profiles from the device profile server. A URL shall be used to identify a device capability profile.
- Normal content caching provisions as defined by HTTP apply.

## 5.3 Session set-up and control

### 5.3.1 General

Continuous media is media that has an intrinsic time line. Discrete media on the other hand does not itself contain an element of time. In this specification speech, audio, video, timed text and DIMS belong to the first category and still images and text to the latter one.

Streaming of continuous media using RTP/UDP/IP (see clause 6.2) requires a session control protocol to set-up and control the individual media streams. For the transport of discrete media (images and text), vector graphics, timed text and synthetic audio this specification adopts the use of HTTP/TCP/IP (see clause 6.3). In this case there is no need for a separate session set-up and control protocol since this is built into HTTP. This clause describes session set-up and control of continuous media.

### 5.3.2 RTSP

RTSP [5] shall be used for session set-up and session control. PSS clients and servers shall follow the rules for minimal on-demand playback RTSP implementations in appendix D of [5]. In addition to this:

- PSS servers and clients shall implement the DESCRIBE method (see clause 10.2 in [5]);
- PSS servers and clients shall implement the Range header field (see clause 12.29 in [5]);
- PSS servers shall include the Range header field in all PLAY responses;
- PSS servers and clients should implement the SET\_PARAMETER method (see clause 10.9 in [5]);
- PSS servers and clients should implement the Bandwidth header field (see clause 12.6 in [5]).

Further additions to RTSP are specified in the following subclauses.

### 5.3.2.1 The 3GPP-Link-Char header

PSS servers and clients should implement the 3GPP-Link-Char header field.

To enable PSS clients to report the link characteristics of the radio interface to the PSS server, the "3GPP-Link-Char" RTSP header is defined. The header takes one or more arguments. The reported information should be taken from a QoS reservation (i.e. the QoS profile as defined in [56]). Note that this information is only valid for the wireless link and does not apply end-to-end. However, the parameters do provide constraints that can be used.

Three parameters are defined that can be included in the header, and future extensions are possible to define. Any unknown parameter shall be ignored. The three parameters are:

- "GBW": the link's guaranteed bit-rate in kilobits per second as defined by [56];
- "MBW": the link's maximum bit-rate in kilobits per second as defined by [56];
- "MTD": the link's maximum transfer delay, as defined by [56] in milliseconds.

The "3GPP-Link-Char" header syntax is defined below using ABNF [53]:

```

3gpplinkheader    = "3GPP-Link-Char" ":" link-char-spec *("," 0*1SP link-char-spec) CRLF
link-char-spec    = char-link-url *("; " 0*1SP link-parameters)
char-link-url     = "url" "=" <">url<">
link-parameters   = Guaranteed-BW / Max-BW / Max-Transfer-delay / extension-type
Guaranteed-BW    = "GBW" "=" 1*DIGIT ; kbps
Max-BW           = "MBW" "=" 1*DIGIT ; kbps
Max-Transfer-delay = "MTD" "=" 1*DIGIT ; ms
extension-type    = token "=" (token / quoted-string)
DIGIT            = as defined in RFC 2326 [5]
token            = as defined in RFC 2326 [5]
quoted-string    = as defined in RFC 2326 [5]
url              = as defined in RFC 2326 [5]

```

The "3GPP-Link-Char" header can be included in a request using any of the following RTSP methods: SETUP, PLAY, OPTIONS, and SET\_PARAMETER. The header shall not be included in any response. The header can contain one or more characteristics specifications. Each specification contains a URI that can either be an absolute or a relative, any relative URI use the RTSP request URI as base. The URI points out the media component that the given parameters apply to. This can either be an individual media stream or a session aggregate.

If a QoS reservation (PDP context) is shared by several media components in a session the 3GPP-Link-Char header shall not be sent prior to the RTSP PLAY request. In this case the URI to use is the aggregated RTSP URI. If the QoS reservation is not shared (one PDP context per media) the media stream URI must be used in the 3GPP-Link-Char specification. If one QoS reservation (PDP context) per media component is used, the specification parameters shall be sent per media component.

The "3GPP-Link-Char" header should be included in a SETUP or PLAY request by the client, to give the initial values for the link characteristics. A SET\_PARAMETER or OPTIONS request can be used to update the 3GPP-Link-Char values in a session currently playing. It is strongly recommended that SET\_PARAMETER is used, as this has the correct semantics for the operation and also requires less overhead both in bandwidth and server processing. When performing updates of the parameters, all of the previous signalled values are undefined and only the given ones in the update are defined. This means that even if a parameter has not changed, it must be included in the update.

Example:

```
3GPP-LinkChar: url="rtsp://server.example.com/media.3gp"; GBW=32; MBW=128; MTD=2000
```

In the above example the header tells the server that its radio link has a QoS setting with a guaranteed bit-rate of 32 kbps, a maximum bit-rate of 128 kbps, and a maximum transfer delay of 2.0 seconds. These parameters are valid for the aggregate of all media components, as the URI is an aggregated RTSP URI.

### 5.3.2.2 The 3GPP-Adaptation header

PSS servers and clients should implement the 3GPP-Adaptation header field.

To enable PSS clients to set bit-rate adaptation parameters, a new RTSP request and response header is defined. The header can be used in the methods SETUP, PLAY, OPTIONS, and SET\_PARAMETER. The header defined in ABNF [53] has the following syntax:

```

3GPP-adaptation-def = "3GPP-Adaptation" ":" adaptation-spec 0*("," adaptation-spec)

adaptation-spec      = url-def *adapt-params

adapt-params         = ";" buffer-size-def
                    / ";" target-time-def

url-def              = "url" "=" <"> url <">

buffer-size-def      = "size" "=" 1*9DIGIT ; bytes

target-time-def      = "target-time" "=" 1*9DIGIT; ms

url                  = ( absoluteURI / relativeURI )

```

absoluteURI and relativeURI are defined in RFC 3986 [60]. The base URI for any relative URI is the RTSP request URI.

The "3GPP-Adaptation" header shall be sent in responses to requests containing this header. The PSS server shall not change the values in the response header. The presence of the header in the response indicates to the client that the server acknowledges the request.

The buffer size signalled in the "3GPP-Adaptation" header shall correspond to reception, de-jittering, and, if used, de-interleaving buffer(s) that have this given amount of space for complete application data units (ADU), including the following RTP header and RTP payload header fields: RTP timestamp, and sequence numbers or decoding order numbers. The specified buffer size shall also include any Annex G pre-decoder buffer space used for this media, as the two buffers cannot be separated.

The target protection time signalled in the "target-time" parameter is the targeted minimum buffer level in milliseconds; that is, the minimum amount of playback time the client perceives necessary for interrupt-free playback. This value must be chosen such that the client is never in a buffering state if all media streams have reached or exceeded their target-time in buffered data and playout delay. Once this desired level of target protection is achieved, the server may utilize any additional resources to increase the quality of the media or to increase the buffer duration beyond that required by the target-time, or it may continue sending at the media rate in order to maintain a steady buffer state.

### 5.3.2.3 The Quality of Experience headers

#### 5.3.2.3.1 Protocol initiation and termination

A new RTSP header is defined to enable the PSS client and server to negotiate which Quality of Experience (QoE) metrics the PSS client should send, how often they should be sent and how to turn the metrics transmission off. This header can be sent in requests and responses of RTSP methods SETUP, SET\_PARAMETER, OPTIONS (with Session ID) and PLAY. The exact usage of this header is defined in clause 11. The header is defined in ABNF [53] as follows (see [53] for specifiers not defined here):

```

QoE-Header          = "3GPP-QoE-Metrics" ":" ("Off" / Measure-Spec *("," Measure-Spec)) CRLF

Measure-Spec        = Stream-URL ";" ((Metrics ";" Sending-rate [";" Measure-Range]
                                     [";" Measure-Resolution] *([";" Metrics-Server]) *([";" Parameter-Ext])) / 'Off')

Stream-URL           = "url" "=" <">Rtsp-URL<">

```



Metrics = "metrics" "=" "{" Metrics-Name \*("|" Metrics-Name) " }"  
 Metrics-Name = 1\*((0x21..0x2b) / (0x2d..0x3a) / (0x3c..0x7a) / 0x7e) ;VCHAR except ';', ',', '{' or '  
 Sending-Rate = 'rate' "=" 1\*DIGIT / "End"  
 Measure-Resolution = "resolution" "=" 1\*DIGIT ; in seconds  
 Metrics-Server = "server" "=" "{" Server-Name \*("|" Server-Name) }"  
 Server-Name = as defined in RFC 1123 [100]  
 Measure-Range = "range" ":" Ranges-Specifier  
 Parameter-Ext = 'On'/'Off' / (1\*DIGIT ['.' 1\*DIGIT]) / (1\*((0x21..0x2b) / (0x2d..0x3a) / (0x3c..0x7a) / 0x7c / 0x7e))  
 Ranges-Specifier = as defined in RFC 2326 [5]  
 Rtsp-URL = as defined in RFC 2326 [5]

There are two ways to use this header:

- Using only the "Off" parameter is an indication that either server or client wants to cancel the metrics reporting.
- Using other parameters indicates a request to start the metrics transmission.

If "Stream-URL" is an RTSP Session Control URL, then "Metrics" applies to the RTSP session. If "Stream-URL" is an RTSP Media Control URL, then "Metrics" apply only to the indicated media component of the session.

QoE metrics with the same "Stream-URL", "Sending-rate" and "Measure-Range" shall be aggregated within a single "Measure-Spec" declaration. Otherwise, multiple "Stream-URL" declarations shall be used.

The "Metrics" field contains the list of names that describes the metrics/measurements that are required to be reported in a PSS session. The names that are not included in the "Metrics" field shall not be reported during the session.

The "Sending-Rate" shall be set, and it expresses the maximum time period in seconds between two successive QoE reports. If the "Sending-Rate" value is 0, then the client shall decide the sending time of the reports depending on the events occurred in the client. Values  $\geq 1$  indicate a precise reporting interval. The shortest interval is one second and the longest interval is undefined. The reporting interval can be different for different media, but it is recommended to maintain a degree of synchronization in order to avoid extra traffic in the uplink direction. The value "End" indicates that only one report is sent at the end of the session.

A default QoE reporting is done for each metric. The optional "Measure-Resolution" field, if present, indicates that XML QoE reporting shall be done instead. In this case the "Measure-Resolution" field splits the session duration into a number of equally sized periods where each period is of the length specified by the "Measure-Resolution" field. QoE metrics are calculated for each period and stored in the terminal, and all the stored metrics are then sent together according to the "Sending-Rate" field. This allows long reporting intervals (to save bandwidth) without losing good metric measurement resolution. It is recommended that the Sending-Rate is set to an integer multiple of the Measure-Resolution, or to "End".

Note that both "Sending-Rate" and "Measure-Resolution" shall be evaluated according to a real-time clock. This implies that the real-time intervals for measurements and reporting are not affected by changes in playback rate, for instance due to buffering.

The optional "Metrics-Server" field, if present, specifies that instead of the default RTSP reporting back to the streaming server, the QoE reports should be sent to a separate HTTP server. If more than one server is specified, the terminal shall randomly select one of them to be used during the session. The Metrics-Server parameter can only be used for XML reporting, that is, together with the Measure-Resolution parameter. The formatting of the HTTP reports is specified in sub-clause 5.3.2.3.3. If the PSS client does not support HTTP reporting it shall reject the "Metrics-Server" field during the QoE negotiation phase.

The optional "Measure-Range" field, if used, shall define the time range in the stream for which the QoE metrics will be reported. There shall be only one range per measurement specification. The range format shall be any of the formats allowed by the media. If the "Measure-Range" field is not present, the corresponding (media or session level) range attribute in SDP shall be used. If SDP information is not present, the metrics range shall be the whole session duration.

There shall be only one "3GPP-QoE-Metrics" header in one RTSP request or response.

### 5.3.2.3.2 Metrics feedback

The QoE metrics feedback can be conveyed in requests to the PSS server using the SET\_PARAMETER, PAUSE or TEARDOWN methods by the "3GPP-QoE-Feedback" header. The header is defined in ABNF [53] as follows (see [53] for specifiers not defined here):

Feedbackheader = "3GPP-QoE-Feedback" ":" Feedback-Spec \*("," Feedback-Spec) CRLF

Feedback-Spec = Stream-URL 1\*(";" Parameters) [";" Measure-Range]

Stream-URL = as specified in clause 5.3.2.3.1

Parameters = Metrics-Name "=" "{" SP / (Measure \*("|" Measure)) "}"

Metrics-Name = as defined in clause 5.3.2.3.1

Measure = Value [SP Timestamp]

Measure-Range = as defined in clause 5.3.2.3.1

Value = ([ "-" ] 1 \* DIGIT [ "." \* DIGIT ]) / 1 \* (( 0x21 .. 0x2b ) / ( 0x2d .. 0x3a ) / ( 0x3c .. 0x7a ) / 0x7e) ; VCHAR except ';', ',', '{' or '}'

Timestamp = NPT-Time

NPT-Time = as defined in RFC 2326 [5]

"Stream-URL" is the RTSP session or media control URL that identifies the media the feedback parameter applies to.

The "Metrics-Name" field in the "Parameters" definition contains the name of the metrics/measurements and uses the same identifiers as the "3GPP-QoE-Metrics" header in clause 5.3.2.3.1.

The "Value" field indicates the results. There is the possibility that the same event occurs more than once during a monitoring period. In that case the metrics value may occur more than once indicating the number of events to the server. For the XML reporting format only one value is reported for each measurement resolution period.

The optional "Timestamp" (defined in NPT time) indicates the time when the event occurred or when the metric was calculated. If no events have occurred, it shall be reported with an empty set (only containing a space). The "Timestamp" feedback shall not be used for the XML reporting format.

The optional "Measure-Range" indicates the actual measurement period, for which this report is valid.

QoE metrics reporting should be done by the PSS client by using the SET\_PARAMETER method. However, for more efficiency, RTSP PAUSE and TEARDOWN methods may also be used in particular cases, such as:

CASE 1: When sending the very last QoE report, the client should embed the QoE information into a TEARDOWN message.

CASE 2: When the client wants to pause the streaming flow, QoE information should be embedded into a PAUSE method. The PSS client should not send any QoE reports to the PSS server when the system is paused, since there is no media flow.

### 5.3.2.3.3 Metrics feedback over HTTP

#### 5.3.2.3.3.0 Requirements and semantics

If a specific metrics server has been configured the client should send QoE reports using the HTTP (RFC 2616 [73]) POST request carrying XML formatted metadata. Each QoE report is formatted in XML according to the XML schema defined in clause 5.3.2.3.3.1. An informative example of a single reception report XML object is also given in clause 5.3.2.3.3.2.

The following parameters shall be included in all reports:

- The `sessionStartTime` and `sessionStopTime` attributes identifies the client NTP time when the measurements included in the report were started and stopped. The time is based on the local real-time clock in the client, and might not be consistent with the server NTP time. However, assuming that the reporting is done without any extra delay the server can use the `stopTime` attribute to correct the timestamps if necessary.
- The `sessionID` attribute identifies the IP address of the server from which the content is fetched plus the destination port, separated by a colon (e.g. "10.11.12.13:5050").

The following parameters should be included in all reports:

- The `clientId` attribute is the receiver unique identifier, i.e. the MSISDN of the UE as defined in [110].

### 5.3.2.3.3.1 XML Syntax for a QoE Report

Below is the formal XML syntax of QoE report instances.

```
<?xml version="1.0" encoding="UTF-8"?>
<xs:schema xmlns:xs="http://www.w3.org/2001/XMLSchema"
targetNamespace="urn:3gpp:metadata:2009:PSS:receptionreport"
xmlns="urn:3gpp:metadata:2009:PSS:receptionreport"
elementFormDefault="qualified">

<xs:element name="receptionReport" type="receptionReportType"/>

<xs:complexType name="receptionReportType">
  <xs:choice>
    <xs:element name="statisticalReport" type="starType"
      minOccurs="1" maxOccurs="unbounded"/>
    <xs:any namespace="##other" processContents="skip" minOccurs="0" maxOccurs="unbounded"/>
  </xs:choice>
</xs:complexType>

<xs:complexType name="starType">
  <xs:sequence>
    <xs:element name="fileURI" type="xs:anyURI" minOccurs="0" maxOccurs="unbounded"/>
    <xs:element name="qoeMetrics" type="qoeMetricsType" minOccurs="1" maxOccurs="1"/>
    <xs:any namespace="##other" processContents="skip" minOccurs="0" maxOccurs="unbounded"/>
  </xs:sequence>
  <xs:attribute name="clientId" type="xs:string" use="optional"/>
  <xs:anyAttribute processContents="skip"/>
</xs:complexType>

<xs:complexType name="qoeMetricsType">
  <xs:sequence>
    <xs:element name="medialevel_qoeMetrics" type="medialevel_qoeMetricsType"
      minOccurs="1" maxOccurs="unbounded"/>
    <xs:any namespace="##other" processContents="skip" minOccurs="0" maxOccurs="unbounded"/>
  </xs:sequence>
  <xs:attribute name="totalRebufferingDuration" type="xs:doubleVectorType" use="optional"/>
  <xs:attribute name="numberOfRebufferingEvents" type="xs:unsignedLongVectorType"
    use="optional"/>
  <xs:attribute name="initialBufferingDuration" type="xs:double" use="optional"/>
  <xs:attribute name="contentSwitchTime" type="xs:doubleVectorType" use="optional"/>
  <xs:attribute name="sessionStartTime" type="xs:unsignedLong"/>
  <xs:attribute name="sessionStopTime" type="xs:unsignedLong"/>
  <xs:attribute name="bufferDepth" type="xs:doubleVectorType" use="optional"/>
  <xs:attribute name="allContentBuffered" type="xs:boolean" use="optional"/>
  <xs:anyAttribute processContents="skip"/>
</xs:complexType>

<xs:complexType name="medialevel_qoeMetricsType">
  <xs:attribute name="sessionId" type="xs:string"/>
  <xs:attribute name="totalCorruptionDuration" type="xs:unsignedLongVectorType" use="optional"/>
  <xs:attribute name="numberOfCorruptionEvents" type="xs:unsignedLongVectorType" use="optional"/>
  <xs:attribute name="t" type="xs:boolean" use="optional"/>
  <xs:attribute name="d" type="xs:string" use="optional"/>
  <xs:attribute name="totalNumberOfSuccessivePacketLoss" type="xs:unsignedLongVectorType"
    use="optional"/>
  <xs:attribute name="numberOfSuccessiveLossEvents" type="xs:unsignedLongVectorType"
    use="optional"/>
  <xs:attribute name="numberOfReceivedPackets" type="xs:unsignedLongVectorType" use="optional"/>
  <xs:attribute name="totalJitterDuration" type="xs:doubleVectorType" use="optional"/>
  <xs:attribute name="numberOfJitterEvents" type="xs:unsignedLongVectorType" use="optional"/>
  <xs:attribute name="framerate" type="xs:doubleVectorType" use="optional"/>

```

```

    <xs:attribute name="codecInfo" type="stringVectorType" use="optional"/>
    <xs:attribute name="codecProfileLevel" type="stringVectorType" use="optional"/>
    <xs:attribute name="codecImageSize" type="stringVectorType" use="optional"/>
    <xs:attribute name="averageCodecBitrate" type="doubleVectorType" use="optional"/>
    <xs:anyAttribute processContents="skip"/>
  </xs:complexType>

  <xs:simpleType name="doubleVectorType"
    <xs:list itemType="xs:double"/>
  </xs:simpleType>

  <xs:simpleType name="unsignedLongVectorType"
    <xs:list itemType="xs:unsignedLong"/>
  </xs:simpleType>

  <xs:simpleType name="stringVectorType"
    <xs:list itemType="xs:string"/>
  </xs:simpleType>

</xs:schema>

```

### 5.3.2.3.3.2 Example XML for the QoE Report

The example shows a QoE report for a streaming session.

```

<?xml version="1.0" encoding="UTF-8"?>
<receptionReport xmlns="urn:3gpp:metadata:2009:PSS:receptionreport"
  xmlns:xsi="http://www.w3.org/2001/XMLSchema-instance"
  xsi:schemaLocation="urn:3gpp:metadata:2009:PSS:receptionreport receptionreport.xsd">
  <statisticalReport
    clientId="79261234567"
  >
    <qoeMetrics
      numberOfRebufferingEvents="0 1 0"
      initialBufferingDuration="3.213"
      totalRebufferingDuration="0 1.23 0"
      contentAccessTime="2.621"
      sessionStartTime="1219322514"
      sessionStopTime="1219322541">
      bufferDepth="3.571 2.123 2.241"
      allContentBuffered="false">
      <medialevel_qoeMetrics
        sessionId="10.50.65.30:5050"
        framerate="15.1 14.8 15.0"
        t="false"
        d='a'
        numberOfSuccessiveLossEvents="5 0 3"
        numberOfCorruptionEvents="6 5 2"
        numberOfJitterEvents="0 1 0"
        totalCorruptionDuration="152 234 147"
        totalNumberOfSuccessivePacketLoss="25 0 6"
        numberOfReceivedPackets="456 500 478"
        codecInfo="H263-2000/90000 = ="
        codecProfileLevel="profile=0;level=45 = ="
        codecImageSize="176x144 = ="
        averageCodecBitRate="124.5 128.0 115.1"
        totalJitterDuration="0 0.346 0"/>
      </medialevel_qoeMetrics>
    </qoeMetrics>
  </statisticalReport>
</receptionReport>

```

### 5.3.2.4 Video buffering headers

The following header fields are specified for the response of an RTSP PLAY request only:

- x-predecbufsize:<size of the pre-decoder buffer>
- x-initpredecbufperiod:<initial pre-decoder buffering period>
- x-initpostdecbufperiod:<initial post-decoder buffering period>
- 3gpp-videopostdecbufsize:<size of the video post-decoder buffer>

The header fields "x-predecbufsize", "x-initpredecbufperiod", "x-initpostdecbufperiod", and "3gpp-postdecbufsize" have the same definitions as the corresponding SDP attributes (see clause 5.3.3.2) "X-predecbufsize", "X-initpredecbufperiod", "X-initpostdecbufperiod", and "3gpp-postdecbufsize", respectively, with the exception that the RTSP video buffering header fields are valid only for the range specified in the RTSP PLAY response.

For H.263 the usage of these header fields is specified in Annex G.

For H.264 (AVC) or H.265 (HEVC), PSS servers shall include these header fields in an RTSP PLAY response whenever the values are available in the 3GP file used for the streaming session. If the values are not available in the 3GP file, it is optional for the servers to signal the parameter values in RTSP PLAY responses.

## 5.3.3 SDP

### 5.3.3.1 General

RTSP requires a presentation description. SDP shall be used as the format of the presentation description for both PSS clients and servers. PSS servers shall provide and PSS clients interpret the SDP syntax according to the SDP specification [6] and appendix C of [5]. The SDP delivered to the PSS client shall declare the media types to be used in the session using a codec specific MIME media type for each media. MIME media types to be used in the SDP file are described in clause 5.4 of the present document.

The SDP [6] specification requires certain fields to always be included in an SDP file. Apart from this a PSS server shall always include the following fields in the SDP:

- "a=control:" according to clauses C.1.1, C.2 and C.3 in [5];
- "a=range:" according to clause C.1.5 in [5];
- "a=rtpmap:" according to clause 6 in [6];
- "a=fmtp:" according to clause 6 in [6].

When an SDP document is generated for media stored in a 3GP file, each control URL defined at the media-level 'a=control:' field shall include a stream identifier in the last segment of the path component of the URL. The value of the stream id shall be defined by the track-ID field in the track header (tkhd) box associated with the media track. When a PSS server receives a set-up request for a stream, it shall use the stream identifier specified in the URL to map the request to a media track with a matching track-ID field in the 3GP file. Stream identifiers shall be expressed using the following syntax:

```
streamIdentifier = <stream-id-token>="<stream-id>
stream-id-token = 1*alpha
stream-id = 1*digit
```

The bandwidth field in SDP is needed by the client in order to properly set up QoS parameters. Therefore, a PSS server shall include the 'b=AS:' and "b=TIAS:" and "a=maxprate" [93] fields at the media level for each media stream in SDP, and should include "b=TIAS" and "a=maxprate" at session level. A PSS client shall interpret all of these fields. If both bandwidth modifiers are present, "b=TIAS" should be used; however it may be missing in content produced according to earlier releases. When a PSS client receives SDP, it should ignore the session level 'b=AS:' parameter (if present), and instead calculate session bandwidth from the media level bandwidth values of the relevant streams. If "b=TIAS" and "a=maxprate" is present at session level, it should be used in preference over the media level values, as session level can provide a more accurate description of the needed session bandwidth when aggregating several media streams together. A PSS client shall also handle the case where the bandwidth parameters are not present, since this may occur when connecting to a Release-4 server.

Note that for RTP based applications, "b=AS:" gives the RTP "session bandwidth" (including UDP/IP overhead) as defined in section 6.2 of [9].

The bandwidth for RTCP traffic shall be described using the "RS" and "RR" SDP bandwidth modifiers, as specified by [55]. The "RS" SDP bandwidth modifier indicates the RTCP bandwidth allocated to the sender (i.e. PSS server) and "RR" indicates the RTCP bandwidth allocated to the receiver (i.e. PSS client). A PSS server shall include the "b=RS:" and "b=RR:" fields at the media level for each media stream in SDP, and a PSS client shall interpret them. A PSS client

shall also handle the case where the bandwidth modifier is not present according to section 3 of [55], since this may occur when connecting to a Release-4 server.

There shall be a limit on the allowed RTCP bandwidth for senders and receivers in a session. This limit is defined as follows:

- 4000 bps for the RS field (at media level);
- 5000 bps for the RR field (at media level).

In Annex A.2.1 an example SDP in which the limit for the total RTCP bandwidth is 5% of the session bandwidth is presented.

Media which has an SDP description that includes an open ended range (format=startvalue-) in any time format in the SDP attribute "a=range", e.g. "a=range: npt=now-", or "a=range: clock=20030825T152300Z-", shall be considered media of unknown length. Such a media shall be considered as non-seekable, unless other attributes override this property.

The "t=", "r=", and "z=" SDP parameters are used to indicate when the described session is active and can be used to filter out obsolete SDP files. PSS clients and servers shall support "t=", "r=", and "z=" as specified in [6]. The "a=etag" parameter may additionally be used to identify SDP validity. PSS clients should support "a=etag" as specified in [5].

When creating an SDP for a streaming session, one should try to come up with the most accurate estimate of time that the session is active. The "t=", "r=", and "z=" SDP parameters are used for this purpose, i.e., to indicate when the described session is active. If the time at which a session is active is known to be only for a limited period, the "t=", "r=", and "z=" attributes should be filled out appropriately (per [6], the "t=" shall be sent and usually contains non-zero values, possibly using the "r=" and "z=" parameters). If the stop-time is set to zero, the session is not bounded, though it will not become active until after the start-time. If the start-time is also zero, the session is regarded as permanent. A session should only be marked as permanent ("t=0 0") if the session is going to be available for a significantly long period of time or if the start and stop times are not known at the time of SDP file creation. Recommendations for what is considered a significant time is present in the SDP specification [6].

IPv6 addresses in SDP descriptions shall be supported according to RFC 4566 [6].

NOTE: The SDP parsers and/or interpreters shall be able to accept NULL values in the 'c=' field (e.g. 0.0.0.0 in IPv4 case). This may happen when the media content does not have a fixed destination address. For more details, see Section C.1.7 of [5] and Section 6 of [6].

### 5.3.3.2 Additional SDP fields

The following additional media level SDP fields are defined for PSS:

- "a=X-predecbufsize:<size of the hypothetical pre-decoder buffer>"  
If the field is an attribute for an H.263 stream and rate adaptation (see clause 10.2) is not in use, this gives the suggested size of the Annex G hypothetical pre-decoder buffer in bytes.

If the field is an attribute for an H.263 stream and rate adaptation is in use, this gives the suggested minimum size of a buffer (hereinafter called the pre-decoder buffer) that is used to smooth out transmit time variation (compared to flat-bitrate transmission scheduling) and video bitrate variation.

If the field is an attribute for an H.264 (AVC) stream, the H.264 (AVC) bitstream is constrained by the value of "CpbSize" equal to X-predecbufsize \* 8 for NAL HRD parameters, as specified in [90]. For the VCL HRD parameters, the value of "CpbSize" is equal to X-predecbufsize \* 40 / 6. The value of "X-predecbufsize" for H.264 (AVC) streams shall be smaller than or equal to 1200 \* MaxCPB, in which the value of "MaxCPB" is derived according to the H.264 (AVC) profile and level of the stream, as specified in [90]. If "X-predecbufsize" is not present for an H.264 (AVC) stream, the value of "CpbSize" is calculated as specified in [90].

If the field is an attribute for an H.265 (HEVC) stream, the H.265 (HEVC) bitstream is constrained such that, for the NAL HRD parameters, the value of CpbSize[ i ] for at least one value of i in the range of 0 to cpb\_cnt\_minus1[ HighestTid ], inclusive, as specified in [117], is less than or equal to X-predecbufsize \* 8, and for the VCL HRD parameters, the value of CpbSize[ i ] for at least one value of i in the range of 0 to cpb\_cnt\_minus1[ HighestTid ], is less than or equal to X-predecbufsize \* 80 / 11. The value of "X-predecbufsize" for H.265 (HEVC) streams shall be smaller than or equal to 1100 \* MaxCPB, in which the value of "MaxCPB" is derived according to the H.265 (HEVC) profile and level of the stream, as specified in [117]. If

"X-predecbufsize" is not present for an H.265 (HEVC) stream, the value of "CpbSize" is calculated as specified in [117].

- "a=X-initpredecbufperiod:<initial pre-decoder buffering period>"

If the field is an attribute for an H.263 stream and rate adaptation is not in use, this gives the required initial pre-decoder buffering period specified according to Annex G. Values are interpreted as clock ticks of a 90-kHz clock. That is, the value is incremented by one for each 1/90 000 seconds. For example, value 180 000 corresponds to a two second initial pre-decoder buffering.

If the field is an attribute for an H.263 stream and rate adaptation is in use, this gives the suggested minimum greatest difference in RTP timestamps in the pre-decoder buffer after any de-interleaving has been applied. Note that X-initpredecbufperiod is expressed as clock ticks of a 90-kHz clock. Hence, conversion may be required if the RTP timestamp clock frequency is not 90 kHz.

If the field is an attribute for an H.264 (AVC) stream, the H.264 (AVC) bitstream is constrained by the value of the nominal removal time of the first access unit from the coded picture buffer (CPB),  $t_{r,n}(0)$ , equal to "X-initpredecbufperiod" as specified in [90]. If "X-initpredecbufperiod" is not present for an H.264 (AVC) stream,  $t_{r,n}(0)$  shall be equal to the earliest time when the first access unit in decoding order has been completely received.

If the field is an attribute for an H.265 (HEVC) stream, the H.265 (HEVC) bitstream is constrained such that the value of the nominal removal time of the first access unit from the coded picture buffer (CPB), AuNominalRemovalTime[ 0 ], as specified in [117], is equal to "X-initpredecbufperiod". If "X-initpredecbufperiod" is not present for an H.265 (HEVC) stream, the value of AuNominalRemovalTime[ 0 ] shall be equal to the earliest time when the first access unit in decoding order has been completely received.

- "a=X-initpostdecbufperiod:<initial post-decoder buffering period>"

If the field is an attribute for an H.263 stream and rate adaptation is not in use, this gives the required initial post-decoder buffering period specified according to Annex G. Values are interpreted as clock ticks of a 90-kHz clock.

If the field is an attribute for an H.263 stream and rate adaptation is in use, this gives the initial post-decoder buffering period assuming that the hypothetical decoding and post-decoder buffering model given in points 5 to 10 in clause G.3 of Annex G would be followed. Note that the operation of the post-decoder buffer is logically independent from rate adaptation and is used to compensate non-instantaneous decoding of pictures.

If the field is an attribute for an H.264 (AVC) stream, the H.264 (AVC) bitstream is constrained by the value of dpb\_output\_delay for the first decoded picture in output order equal to "X-initpostdecbufperiod" as specified in [90] assuming that the clock tick variable,  $t_c$ , is equal to 1 / 90 000. If "X-initpostdecbufperiod" is not present for an H.264 (AVC) stream, the value of dpb\_output\_delay for the first decoded picture in output order is inferred to be equal to 0.

If the field is an attribute for an H.265 (HEVC) stream, the H.265 (HEVC) bitstream is constrained such that the value of pic\_dpb\_output\_delay for the first decoded picture in output order, as specified in [117], is equal to "X-initpostdecbufperiod", assuming that the clock tick, ClockTick, is equal to 1 / 90 000. If "X-initpostdecbufperiod" is not present for an H.265 (HEVC) stream, the value of pic\_dpb\_output\_delay for the first decoded picture in output order is inferred to be equal to 0.

- "a=X-decbyterate:<peak decoding byte rate>"

If the field is an attribute for an H.263 stream and rate adaptation is not in use, this gives the peak decoding byte rate that was used to verify the compatibility of the stream with Annex G. Values are given in bytes per second.

If the field is an attribute for an H.263 stream and rate adaptation is in use, "X-decbyterate" has no meaning.

This field shall not be present for an H.264 (AVC) or H.265 (HEVC) stream.

- "a=3gpp-videopostdecbufsize:<size of the video post-decoder buffer>"

This attribute may be present for an H.264 (AVC) or H.265 (HEVC) stream and it shall not be present for other types of streams.

If the attribute is present for an H.264 (AVC) stream, the H.264 (AVC) bitstream is constrained by the value of "max\_dec\_frame\_buffering" equal to  $\text{Min}(16, \text{Floor}(3\text{gpp-videopostdecbufsize} / (\text{PicWidthInMbs} *$

FrameHeightInMbs \* 256 \* ChromaFormatFactor ) ) as specified in [90]. If "3gpp-videopostdecbuFSIZE" is not present for an H.264 (AVC) stream, the value of "max\_dec\_frame\_buffering" is inferred as specified in [90].

If the attribute is present for an H.265 (HEVC) Main profile stream, the H.265 (HEVC) bitstream is constrained such that the value of  $\text{sps\_max\_dec\_pic\_buffering\_minus1}[\text{HighestTid}] + 1$  as specified in [117] is less than or equal to  $\text{Floor}(\text{3gpp-videopostdecbuFSIZE} / (\text{PicSizeInSamplesY} * 3 / 2))$ , where PicSizeInSamplesY is as specified in [117]. If "3gpp-videopostdecbuFSIZE" is not present for an H.265 (HEVC) stream, the value of  $\text{sps\_max\_dec\_pic\_buffering\_minus1}[\text{HighestTid}] + 1$  is inferred as specified in [117].

If none of the attributes "a=X-predecbuFSIZE:", "a=X-initpredecbuFperiod:", "a=X-initpostdecbuFperiod:", and "a=x-decbyterate:" is present for an H.263 stream, clients should not expect a packet stream according to Annex G. If at least one of the listed attributes is present for an H.263 stream, and if the client does not choose the usage of bit-rate adaptation via RTSP as described in clause 5.3.2.2, the transmitted video packet stream shall conform to Annex G. If at least one of the listed attributes is present for an H.263 stream, but some of the listed attributes are missing in an SDP description, clients should expect a default value for the missing attributes according to Annex G.

If the interleaved packetization mode of H.264 (AVC) is in use, attributes "a=X-predecbuFSIZE:", "a=X-initpredecbuFperiod:", "a=X-initpostdecbuFperiod:", and "a=3gpp-videopostdecbuFSIZE:" apply to an H.264 (AVC) bitstream when de-interleaving of the stream from transmission order to decoding order has been done.

For an H.265 (HEVC) stream transmitted over RTP using the RTP payload format as specified in [118], the attributes "a=X-predecbuFSIZE:", "a=X-initpredecbuFperiod:", "a=X-initpostdecbuFperiod:", and "a=3gpp-videopostdecbuFSIZE:" apply to the video stream that is the output of the de-packetization process.

The following media level SDP field is defined for PSS:

- "a=framesize:<payload type number> <width>-<height>"  
This gives the largest video frame size of H.263 streams.

The frame size field in SDP is needed by the client in order to properly allocate frame buffer memory. For H.264 (AVC) streams, the frame size shall be extracted from the sprop-parameters-sets parameter in the SDP, when present. For H.265 (HEVC) streams, the frame size shall be extracted from the sprop-sps parameter in the SDP, when present.

For H.263 streams, a PSS server shall include the "a=framesize" field at the media level for each stream in SDP, and a PSS client should interpret this field, if present. Clients should be ready to receive SDP descriptions without this attribute.

If this attribute is present, the frame size parameters shall exactly match the largest frame size defined in the video stream. The width and height values shall be expressed in pixels.

If RTP retransmission is supported, the following SDP attribute shall be supported by the client and server:

- "a=rtcp-fb" according to clause 4.2 in [57].

If CVO information is signalled in the RTP Header Extension as specified in clause 6.2.5, the PSS server shall signal this in the SDP by including the a=extmap attribute [114] indicating the CVO URN under the relevant media line scope. The CVO URN is: urn:3gpp:video-orientation. Here is an example usage of this URN to signal CVO relative to a media line:

```
a=extmap:7 urn:3gpp:video-orientation
```

The number 7 in the example may be replaced with any number in the range 1-14.

If Higher Granularity CVO information is signalled in the RTP Header Extension as specified in clause 6.2.5, the PSS server shall signal this in the SDP in a similar fashion with the CVO URN: urn:3gpp:video-orientation:6. Here is an example usage of this URN to signal CVO relative to a media line:

```
a=extmap:5 urn:3gpp:video-orientation:6
```

The following media level SDP attribute is defined, in ABNF [53] format, for PSS:

```
sdp-3GPP-frame-packing-type-line = "a" "=" "3GPP-framepackingtype" ":" frame-packing-type ":"  
payload-type-number CRLF  
  
frame-packing-type = 1*DIGIT  
  
payload-type-number = 1*DIGIT
```



The frame-packing-type value specifies the frame packing format of the described frame-packed stereoscopic 3D video. The frame-packing-type value is an integer value that shall be equal to a value in the "Value" column of VideoFramePackingType table specified in [116] and be interpreted according to the "Interpretation" column in the same table. The payload-type-number value indicates to which payload formats the attribute applies to.

If offering frame-packed stereoscopic 3D video as defined in clause 7.4, a PSS server shall include the sdp-3GPP-frame-packing-type-line at the media level. If a PSS client supports frame packed stereoscopic 3D video as defined in clause 7.4, then it shall be able to interpret this SDP attribute when present. The absence of this attribute indicates that the video component is not a frame-packed stereoscopic 3D video.

NOTE: If a PSS client supports frame-packed stereoscopic 3D video, frame packing types as defined in clause 7.4 are supported by the PSS client.

### 5.3.3.3 The 'alt' and 'alt-default-id' attributes

The client should interpret the following two media level attributes: "alt" and "alt-default-id". A client from earlier releases will ignore these attributes and can safely do so in a correctly formatted SDP. If the attributes are used by the server they shall be used in a way that makes them backward compatible. When interpreted, they define a number of alternatives from which the client can select the most appropriate one.

A non-extended SDP gives only one alternative for each media part (Annex A.1 Example 1). This is the default alternative for each media. The new SDP attributes defined here are used to modify the default attributes or to add new attributes to the default attributes thus creating new alternatives. Each alternative is numerically identified.

The alternative attribute "alt" is used to replace or add an SDP line to the default configuration. If the alternative attribute contains an SDP line, for which the type and the modifier already exist in the default alternative, the default must be replaced with the given line(s). In case there are multiple lines with the same type and modifier in the default alternative, all of the lines must be replaced. Multiple alternative lines can be used to modify the default alternative. The alternative lines that are used to form a certain alternative shall all carry the same numerical identifier (Annex A.1, Examples 2-4).

The alternative identifier is a unique identifier that points out a single alternative in one media declaration. The identifier must be unique between all media descriptions and their alternatives as it is used for creating combinations between different medias with the grouping attribute (see 5.3.3.4).

The default configuration is in itself a valid alternative. Therefore an attribute (alt-default-id) is defined that assigns an alternative identifier to the default alternative. This identifier can then be used with the grouping attribute (see 5.3.3.4) to create combinations of alternatives from different medias.

The alternative attribute is defined below in ABNF from RFC 4234 [53]. The SDP line is any SDP line allowed at media level except "m=".

```
alt           = "a" "=" "alt" ":" alt-id ":" SDP-line CRLF
SDP-line     = <type>=<value> ; See RFC 4566 [6]
alt-id       = 1 *DIGIT ; unique identifier for the alternative in whole SDP.
```

To be able to assign an alternative ID to the default alternative, the following identification attribute is defined.

```
alt-default-id = "a" "=" "alt-default-id" ":" alt-id CRLF
```

### 5.3.3.4 The session level grouping attribute, 'alt-group'

The client should handle the following attribute: "alt-group". A client from earlier releases will ignore this attribute and can safely do so. When interpreted, it defines a number of grouping alternatives from which the client can select the most appropriate one. The identifiers defined in 5.3.3.3 are used together with the "alt-group" attribute to create combinations consisting of, e.g., one audio and one video alternative.

A grouping attribute is used to recommend certain combinations of media alternatives to the client. There may be more than one grouping attribute at the session level as long as they are for different grouping types and subtypes.

```
alt-group = "a" "=" "alt-group" ":" alt-group-type ":" alt-group-subtype ":" alt-grouping *(";" alt-grouping) CRLF
```

alt-group-type = token ; "token" defined in RFC 4566 [6]  
 alt-group-subtype = token  
 alt-grouping = grouping-value "=" alt-id \*(", " alt-id)  
 grouping-value = token

The alt-group attribute gives one or more combinations of alternatives through their IDs. Each grouping shall be given a grouping value. The grouping value is used to determine if the alternatives within the grouping suit the client. New types and subtypes can be added later.

The following grouping types and subtypes are defined:

- Type: BW, Subtype: All modifiers defined for the SDP "b=" attribute at session and media level. See [www.IANA.org](http://www.IANA.org) for current list of registered attributes.

Grouping value: The bandwidth value defined for that modifier calculated over all the alternatives grouped together in that grouping. For SDP bandwidth modifiers defined at session level the value shall be calculated according to its rule over the alternative part of the grouping. For media-level-only modifiers, the grouping value shall be calculated as a sum of the media-level values in the grouped alternatives. For TIAS [93] the bandwidth value alone is not sufficient to provide a receiver with sufficient information to make a decision. The SDP attribute "maxprate" is also needed. To provide this information in the grouping-value the following syntax shall be used: <bit-rate>\_<maxprate>, where <bit-rate> is the bit-rate value for TIAS and <maxprate> is the maxprate value corresponding to the SDP attribute.

Grouping recommendations: Each grouping should only contain one alternative from each media type. There is no need to give groupings for all combinations between the media alternatives, rather it is strongly recommended to only give the most suitable combinations (Annex A.1 Example 5). The client can use the bandwidth values of the grouping to estimate the minimum, guaranteed or maximum bandwidth that will be needed for that session.

- Type: LANG Subtype: RFC3066

Grouping value: A language tag as defined by RFC 3066 [54]. The grouping MUST contain all media alternatives, which support that language tag.

Grouping recommendations: It is recommended that other mechanisms, like user profiles if existing, are primarily used to ensure that the content has language suitable for the user (Annex A.1, Example 6).

See also Annex A1, Examples 7 through 16. In the examples all three new attributes "alt", "alt-default-id" and "alt-group" are used.

### 5.3.3.5 The bit-rate adaptation support attribute, '3GPP-Adaptation-Support'

To signal the support of bit-rate adaptation, a media level only SDP attribute is defined in ABNF [53]:

```
sdp-Adaptation-line = "a" "=" "3GPP-Adaptation-Support" ":" report-frequency CRLF
report-frequency   = NonZeroDIGIT [ DIGIT ]
NonZeroDIGIT      = %x31-39 ;1-9
```

A server implementing rate adaptation shall signal the "3GPP-Adaptation-Support" attribute in its SDP.

A client receiving an SDP description where the SDP attribute "3GPP-Adaptation-Support" is present knows that the server provides rate adaptation. The client, if it supports bit-rate adaptation, shall then in its subsequent RTSP signalling use the '3GPP-Adaptation' header as defined in clause 5.3.2.2, as well as the RTCP Next Application Data Unit (NADU) APP packet for reporting the next unit to be decoded, as defined in clause 6.2.3.2.

The SDP attribute shall only be present at the media level. The report frequency value, which shall be larger than zero, indicates to the client that it shall include a NADU APP packet in a compound RTCP packet no less often than the interval specified by report-frequency, except prior to receipt of RTP media packets, when the client is unable to generate a valid NADU APP packet. For example, if this value is 3, the client shall send the NADU APP packet in at least every 3<sup>rd</sup> RTCP packet.

### 5.3.3.6 The Quality of Experience support attribute, "3GPP-QoE-Metrics"

PSS servers using QoE-Metrics in a session shall use SDP to initiate the QoE negotiation. The reason why SDP is needed is to support the use cases where SDP is distributed through other methods than RTSP DESCRIBE, e.g. WAP, HTTP or email. A new SDP attribute, which can be used either at session or media level, is defined below in ABNF [53] based on RFC 4566 [6]:

```

QoE-Metrics-line = "a" "=" "3GPP-QoE-Metrics:" att-measure-spec *(", " att-measure-spec) CRLF
att-measure-spec = Metrics ";" Sending-rate [ ";" Measure-Range] *(", " Parameter-Ext)
Metrics          = as defined in clause 5.3.2.3.1.
Sending-Rate    = as defined in clause 5.3.2.3.1.
Measure-Range   = as defined in clause 5.3.2.3.1.
Parameter-Ext   = as defined in clause 5.3.2.3.1.

```

PSS servers using QoE-Metrics in a session shall use this attribute to indicate that QoE metrics are supported and will be sent. When present at session level, it shall only contain metrics that apply to the complete session. When present at media level, it shall only contain metrics that are applicable to individual media. The URI that is used in the specification of the RTSP header "3GPP-QoE-Metrics:" is implicit by the RTSP control URI (a=control).

### 5.3.3.7 The asset information attribute, "3GPP-Asset-Information"

This asset information attribute is defined to transmit asset information in SDP. The attribute is defined ABNF [53]:

```

3GPP-Assets-Info = "a" "=" "3GPP-Asset-Information:" Asset 0*(", " Asset) CRLF
Asset            = ("{" "url" "=" <">URL<">"}") / ("{"AssetName "=" AssetBox "}")
URL             = as defined in [60]
AssetName       = "Title" / "Description" / "Copyright" / "Performer" / "Author" / "Genre" / "Rating" /
                  "Classification" / "Keywords" / "Location" / "Album" / "RecordingYear" / "Collection" /
                  "UserRating" / "Thumbnail" / asset-extension
asset-extension = 1*((0x01..0x09) / 0x0b / 0x0c / (0x0e..0x1f) / (0x21..0x2b) / (0x2d..0x3c) / (0x3e..0x7a) /
                  0x7c / (0x7d..0xff)) ;any byte except SP, NUL, CR, LF, "=", ",", "{", "}"
AssetBox        = Base64 encoded version [69] of any asset box as defined in Clause 8 of [50].

```

This SDP attribute can be present at session level, media level or both. Multiple instances of the attribute are allowed.

The resource referenced by the URL can be any pre-formatted data, e.g. an XHTML page or XML file, containing any asset information. It is up to the client's capability and user's preference to render the information pointed by the URL.

Example 17 in Clause A.1 shows an SDP file that includes the "3GPP-Asset-Information" attribute.

### 5.3.3.8 OMA-DM Configuration of QoE Metrics

#### 5.3.3.8.0 General

As an optional alternative to configuring the QoE reporting for each session via SDP/RTSP, OMA-DM can be used to specify the default QoE configuration. If such a default QoE configuration has been specified, it shall be used by the terminal for all subsequent PSS sessions where no session-specific QoE configuration is received. QoE reporting based on the default OMA configuration shall always be done over HTTP with the XML reporting format. If the PSS client does not support HTTP reporting it shall not send default QoE reports.

Any session-specific QoE configuration received shall have higher priority, and in such cases override any default OMA-DM QoE configuration for that session.

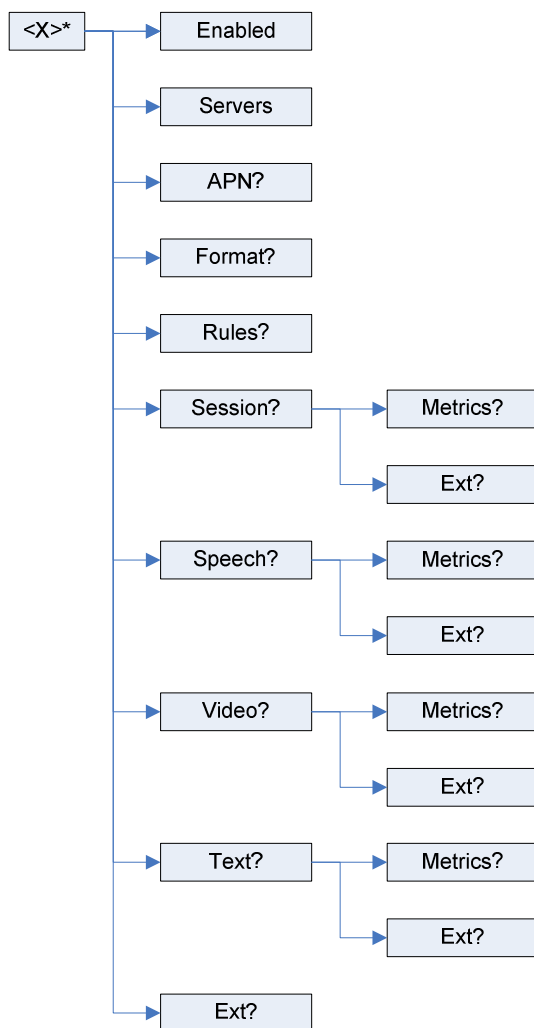
For OMA-DM QoE configuration the parameters are specified according to the following Managed Object (MO). Version numbering is included for possible extension of the MO.

The Management Object Identifier shall be: urn:oma:mo:ext-3gpp-pssqoe:1.0.

Protocol compatibility: The MO is compatible with OMA Device Management protocol specifications, version 1.2 and upwards, and is defined using the OMA DM Device Description Framework as described in the Enabler Release Definition OMA-ERELED\_DM-V1\_2 [100].

### 5.3.3.8.1 QoE metrics reporting management object

The following nodes and leaf objects shall be contained under the 3GPP\_PSSQOE node if a PSS client supports the feature described in this clause (information of DDF for this MO is given in Annex P):



#### Node: /<X>

This interior node specifies the unique object id of a PSS QoE metrics management object. The purpose of this interior node is to group together the parameters of a single object.

- Occurrence: ZeroOrOne
- Format: node

- Minimum Access Types: Get

The following interior nodes shall be contained if the PSS client supports the 'PSS QoE metrics Management Object'.

### **/<X>/Servers**

This leaf contains a space-separated list of servers to which the QoE reports are transmitted. It is URI addresses, e.g. <http://qoeserver.operator.com>. In case of multiple servers, the PSS client randomly selects one of the servers from the list, with uniform distribution.

- Occurrence: One
- Format: chr
- Minimum Access Types: Get
- Values: URI of the servers to receive the QoE report.

### **/<X>/Enabled**

This leaf indicates if QoE reporting is requested by the provider.

- Occurrence: One
- Format: bool
- Minimum Access Types: Get

### **/<X>/APN**

This leaf contains the Access Point Name that should be used for establishing the PDP context on which the QoE metric reports will be transmitted. This may be used to ensure that no costs are charged for QoE metrics reporting. If this leaf is not defined then any QoE reporting is done over the default access point.

- Occurrence: ZeroOrOne
- Format: chr
- Minimum Access Types: Get
- Values: the Access Point Name

### **/<X>/Format**

This leaf specifies the format of the report and if compression (Gzip XML) [59] is used.

- Occurrence: ZeroOrOne
- Format: chr
- Minimum Access Types: Get
- Values: 'XML', 'GZIPXML'.

### **/<X>/Rules**

This leaf provides in textual format the rules used to decide whether metrics are to be reported to the QoE metrics report server. The syntax and semantics of this leaf are defined in sub-clause 5.3.3.8.2.

- Occurrence: ZeroOrOne
- Format: chr
- Minimum Access Types: Get
- Values: See clause 5.3.3.8.2.

### **/<X>/Ext**

The Ext node is an interior node where the vendor specific information can be placed (vendor includes application vendor, device vendor etc.). Usually the vendor extension is identified by vendor specific name under the ext node. The tree structure under the vendor identified is not defined and can therefore include one or more un-standardized sub-trees.

- Occurrence: ZeroOrOne
- Format: node
- Minimum Access Types: Get

### **/<X>/Session**

The Session node is the starting point of the session level QoE metrics definitions.

- Occurrence: ZeroOrOne
- Format: node
- Minimum Access Types: Get

### **/<X>/Session/Metrics**

This leaf provides in textual format the QoE metrics that need to be reported, the measurement frequency, the reporting interval and the reporting range. The syntax and semantics of this leaf are identical to the QoE-Header defined in clause 5.3.2.3.

- Occurrence: ZeroOrOne
- Format: chr
- Minimum Access Types: Get
- Values: see clause 5.3.2.3.

### **/<X>/Session/Ext**

The Ext node is an interior node where the vendor specific information can be placed (vendor meaning application vendor, device vendor etc.). Usually the vendor extension is identified by vendor specific name under the ext node. The tree structure under the vendor identified is not defined and can therefore include one or more un-standardized sub-trees.

- Occurrence: ZeroOrOne
- Format: node
- Minimum Access Types: Get

### **/<X>/Speech**

The Speech node is the starting point of the speech/audio media level QoE metrics definitions.

- Occurrence: ZeroOrOne
- Format: node
- Minimum Access Types: Get

### **/<X>/Speech/Metrics**

This leaf provides in textual format the QoE metrics that need to be reported, the measurement frequency, the reporting interval and the reporting range. The syntax and semantics of this leaf are identical to the QoE-Header defined in clause 5.3.2.3.

- Occurrence: ZeroOrOne
- Format: chr
- Minimum Access Types: Get
- Values: see clause 5.3.2.3.

### **/*<X>*/Speech/Ext**

The Ext node is an interior node where the vendor specific information can be placed (vendor meaning application vendor, device vendor etc.). Usually the vendor extension is identified by vendor specific name under the ext node. The tree structure under the vendor identified is not defined and can therefore include one or more un-standardized sub-trees.

- Occurrence: ZeroOrOne
- Format: node
- Minimum Access Types: Get

### **/*<X>*/Video**

The Video node is the starting point of the video media level QoE metrics definitions.

- Occurrence: ZeroOrOne
- Format: node
- Minimum Access Types: Get

### **/*<X>*/Video/Metrics**

This leaf provides in textual format the QoE metrics that need to be reported, the measurement frequency, the reporting interval and the reporting range. The syntax and semantics of this leaf are identical to the QoE-Header defined in clause 5.3.2.3.

- Occurrence: ZeroOrOne
- Format: chr
- Access Types: Get
- Values: see clause 5.3.2.3.

### **/*<X>*/Video/Ext**

The Ext is an interior node where the vendor specific information can be placed (vendor meaning application vendor, device vendor etc.). Usually the vendor extension is identified by vendor specific name under the Ext node. The tree structure under the vendor identified is not defined and can therefore include one or more un-standardized sub-trees.

- Occurrence: ZeroOrOne
- Format: node
- Minimum Access Types: Get

### **/*<X>*/Text**

The Text node is the starting point of the timed-text media level QoE metrics definitions.

- Occurrence: ZeroOrOne
- Format: node
- Minimum Access Types: Get

- Values: see clause 5.3.2.3.

### /<X>/Text/Metrics

This leaf provides in textual format the QoE metrics that need to be reported, the measurement frequency, the reporting interval and the reporting range. The syntax and semantics of this leaf are identical to the QoE-Header defined in clause 5.3.2.3.

- Occurrence: ZeroOrOne
- Format: chr
- Minimum Access Types: Get
- Values: see clause 5.3.2.3.

### /<X>/Text/Ext

The Ext is an interior node where the vendor specific information can be placed (vendor meaning application vendor, device vendor etc.). Usually the vendor extension is identified by vendor specific name under the ext node. The tree structure under the vendor identified is not defined and can therefore include one or more un-standardized sub-trees.

- Occurrence: ZeroOrOne
- Format: node
- Minimum Access Types: Get

#### 5.3.3.8.2 QoE reporting rule definition

This clause defines the syntax and semantics of a set of rules which are used to reduce the amount of reporting to the QoE metrics report server. The syntax of the metrics reporting rules is defined below:

- QoE-Rule = "3GPP-QoE-Rule" ":" rule-spec \*(", " rule-spec)
- rule-spec = rule-name [";" parameters]
- rule-name = "LimitSessionInterval" / "SamplePercentage"
- parameters = parameter \*(", " parameter)
- parameter = Param-Name ["=" Param-Value ]
- Param-Name = 1\*((0x21..0x2b) / (0x2d..0x3a) / (0x3c..0x7a) / 0x7e) ;VCHAR except ";", ",", "{", " or ""
- Param-Value = (1\*DIGIT ["." 1\*DIGIT]) / (1\*((0x21..0x2b) / (0x2d..0x3a) / (0x3c..0x7a) / 0x7c / 0x7e))

The semantics of the rules and the syntax of its parameters are defined below:

The *SamplePercentage* rule can be used to set a percentage sample of calls which should report reception. This can be useful for statistical data analysis of large populations while increasing scalability due to reduced total uplink signalling. The *sample\_percentage* parameter takes on a value between 0 and 100, including the use of decimals. It is recommended that no more than 3 digits follow a decimal point (e.g. 67.323 is sufficient precision).

When the *SamplePercentage* rule is not present or its *sample\_percentage* parameter value is 100 each PSS client shall send metric report(s). If the *sample\_percentage* value is less than 100, the UE generates a random number which is uniformly distributed in the range of 0 to 100. The UE sends the reception report when the generated random number is of a lower value than the *sample\_percentage* value.

The *LimitSessionInterval* rule is used to limit the time interval between consecutive sessions that report metrics. The *min\_interval* parameter for this rule indicates the minimum time distance, in seconds, between the start of two sessions that are allowed to report metrics. When this rule is absent there is no limitation on the minimum time interval.

In case multiple rules are defined in the Management Object, the PSS client should only report metrics when all individual rules evaluate to true (i.e. the rules are logically ANDed). In case no rules are present the PSS client should always report metrics (see also clause xx for metrics reporting procedures).



An example for a QoE metric reporting rule is shown below:

```
3GPP-QoE-Rule:SamplePercentage;sample_percentage=10.0,LimitSessionInterval;min_interval=300
```

This example rule defines that only 10% of the sessions shall report, with the minimum time interval between the start times of two consecutive sessions that report metrics to be 5 minutes.

## 5.4 MIME media types

For continuous media the following MIME media types shall be used:

- AMR narrow-band speech codec (see sub-clause 7.2) MIME media type as defined in [11];
- AMR wideband speech codec (see sub-clause 7.2) MIME media type as defined in [11];
- Extended AMR-WB codec (see sub-clause 7.3) MIME media type as defined in [85];
- Enhanced aacPlus and MPEG-4 AAC audio codecs (see clause 7.3) MIME media type as defined in RFC 6416 [13].

The following applies to servers when this MIME type is used in SDP:

1. Configuration information is exclusively carried out-of-band in the SDP 'config' parameter; this shall be signaled by sending 'cpresent=0'.
2. A PSS server serving implicitly signaled Enhanced aacPlus content shall include 'SBR-enabled=1' in the 'a=fmtp' line; it shall include 'SBR-enabled=0' if it serves plain AAC content.
3. A PSS server serving explicitly signaled content is recommended not to include the 'SBR-enabled' parameter in the 'a=fmtp' line.

Therefore, the following applies to terminals:

1. The rtpmap rate parameter should not be considered definitive of the sampling rate (though it is, of course, definitive of the timescale of the RTP timestamps).
  2. If explicit signaling is in use, the StreamMuxConfig contains both the core AAC sampling rate and the SBR sampling rate. The appropriate output sampling rate may be chosen dependant on Enhanced aacPlus support.
  3. If explicit signalling is not in use and no SBR-enabled parameter is present, the StreamMuxConfig contains the AAC sampling rate and the appropriate output sampling rate may be set to this indicated rate.
  4. If explicit signalling is not in use and the SBR-enabled parameter is present, terminals supporting Enhanced aacPlus should set the output sampling rate to either the core AAC sampling rate as indicated in the StreamMuxConfig [21] (where 'SBR-enabled' is set to '0') or twice the indicated rate (where 'SBR-enabled' is set to '1');
- H.263 [22] video codec (see sub-clause 7.4) MIME media type as defined in clause 8.1.2 of [14]. In order to guarantee backward compatibility with earlier Releases (before Release 7), MIME parameters other than 'profile' and 'level' should not be used;
  - H.264 (AVC) [90] video codec (see sub-clause 7.4) MIME media type as defined in [92];
  - H.265 (HEVC) [117] video codec (see sub-clause 7.4) MIME media type as defined in [118];
  - 3GPP timed text format [51] MIME media type as defined in sub-clause 7.1 of [80];
  - enc-isoff-generic MIME media type as defined in [102] and used in Annex R;
  - RTP retransmission payload format MIME media types as defined in clause 8 of [81];
  - DIMS MIME media type as defined in [98].

MIME media types for JPEG, GIF, PNG, SP-MIDI, Mobile DLS, Mobile XMF, SVG, timed text, 3GP and XHTML can be used in the "Content-type" field in HTTP, "content\_type" field in the item information box of 3GP files, and in

the "type" attribute in SMIL 2.0, SVG Tiny 1.2 and DIMS. The following MIME media types shall be used for these media:

- JPEG (see sub-clause 7.5) MIME media type as defined in [15];
- GIF (see sub-clause 7.6) MIME media type as defined in [15];
- PNG (see sub-clause 7.6) MIME media type as defined in [38];
- SP-MIDI (see sub-clause 7.3A) MIME media type as defined in clause C.2 in Annex C of the present document;
- DLS MIME media type to represent Mobile DLS (see sub-clause 7.3A) as defined in [97];
- Mobile XMF (see sub-clause 7.3A) MIME media type as defined in clause C.3 in Annex C of the present document;
- SVG (see sub-clause 7.7) MIME media type as defined in [42];
- XHTML (see sub-clause 7.8) MIME media type as defined in [16];
- Timed text (see sub-clause 7.9) MIME media type as defined in [79];
- 3GP files (see sub-clause 7.10) MIME media type as defined in [79].

MIME media type used for SMIL files shall be according to [31] and for SDP files according to [6].

NOTE: The 3GP MIME media type [79] is used for all 3GP files, including 3GP files carrying timed text, DIMS, images, etc.

## 5.5 Extension for Fast Content Switching and Start-up

### 5.5.1 Introduction

Applications which are built on top of packet switched streaming (PSS) services are classified into on-demand and live information delivery applications. This clause defines procedures to allow faster start up and switching of content for both on-demand and live applications by reducing the client/server interactions to a minimum. Additionally, clients are enabled to reuse the existing RTSP control session and RTP resources while switching to new content.

### 5.5.2 Extensions to RTSP 1.0

#### 5.5.2.1 Introduction

Various general RTSP extensions are required for support of fast content start-up and switching. These extensions must be implemented by PSS clients and servers wishing to support any of these features.

The following new RTSP feature tags are defined:

- '3gpp-pipelined' feature-tag, section 5.5.3
- '3gpp-switch' feature-tag, section 5.5.4.3
- '3gpp-switch-req-sdp' feature-tag, section 5.5.4.4
- '3gpp-switch-stream' feature-tag, section 5.5.4.5

In addition the following new RTSP header fields are defined:

- 'Switch-Stream' header, section 5.5.4.2
- 'SDP-Requested' header, section 5.5.4.4
- 'Pipelined-Requests' header, section 5.5.3

## 5.5.2.2 Capability Handling

### 5.5.2.2.1 Introduction

The PSS client shall determine the PSS server's capabilities and indicate its own capabilities to the server using the 'Supported' header field (see clause 5.5.2.2.2) as early as possible (e.g. with the DESCRIBE request).

The 'Require' header field is used as defined in RFC 2326 [5] to ensure that a certain feature is supported by the PSS server. An unsupported feature shall cause the containing request to fail with a 551 reply code and 'Option not supported' as the reason. The 551 reply shall also include the unsupported features in the 'Unsupported' header field. The 'Require' header field should not be used for probing support for features but rather to make sure that a specific request is executed correctly with the specified features.

### 5.5.2.2.2 Definition of the 'Supported' RTSP Header Field

PSS clients and servers must support the 'Supported' RTSP header field.

The 'Supported' header field enumerates all the extensions supported by the client or server using feature tags. The header carries the extensions supported by the message sending entity. The 'Supported' header may be included in any request. When present in a request, the server shall respond with its corresponding 'Supported' header.

If an RTSP request includes a 'Supported' header but the corresponding response does not include this header field, then the PSS client shall assume that the PSS server does not support any of the indicated features

Note, the 'Supported' header must be included in error as well as success responses.

The Supported header field contains a list of feature-tags, described in Section 5.5.2.1, that are understood by the client or server.

Example:

```
C->S:  OPTIONS rtsp://3gpp.org/ RTSP/1.0
      CSeq: 1
      Supported: 3gpp-pipelined

S->C:  RTSP/1.0 200 OK
      CSeq: 1
      Public: OPTIONS, DESCRIBE, SETUP, PLAY, PAUSE, TEARDOWN
      Supported: 3gpp-pipelined, 3gpp-switch, 3gpp-switch-req-sdp, 3gpp-switch-stream
```

### 5.5.2.3 SSRC in the 'RTP-Info' RTSP Header Field

The "RTP-Info" response header field is used to set RTP-specific parameters in the PLAY response. For streams using RTP as transport protocol the "RTP-Info" header is always part of a 200 response to PLAY (as defined in Annex A.2.1). In addition to the parameters defined in RFC 2326 [5], the "RTP-Info" header may also include a synchronization source (SSRC) parameter.

Note. The SSRC parameter is mandatory for some content switching procedures defined in clause 5.5.4.

The SSRC parameter gives the synchronization source (SSRC) of the RTP flow to which the RTP timestamp and sequence number apply. It is only possible to describe one synchronization source (SSRC) per media resource.

After a fast content switch (FCS) the SSRC source used on a specific RTP session may change. In the event that the SSRC changes, it shall be included in the RTP-Info header. The PSS server shall change the SSRC value for a specific RTP session after a fast content switching operation is performed and

- if the payload type of the old and of the new media stream is the same but the media codec configuration is different, or
- if the mapping of the new media stream is otherwise unknown to the PSS client.

In case the SSRC remains unchanged after a content switch, the RTP sequence number and timestamp should be continuous and shall be monotonically increasing. Otherwise, a random RTP sequence number and timestamp should be used.

Further details on the usage of the SSRC are described in clause 5.5.3 or clause 5.5.4. Note the SSRC may only be included in the "RTP-Info" header, if the client has requested one of the features defined in clause 5.5.3 or clause 5.5.4. The "RTP-Info" header syntax in ABNF [53] is as follows:

```
RTP-Info      = "RTP-Info" ":"rtsp-info-spec *("," rtsp-info-spec) CRLF
rtsp-info-spec = stream-url 1*parameter
stream-url    = "url" "=" rtsp-url
parameter     = ";" "ssrc" "=" 8HEX
              / ";" "seq" "=" 1*DIGIT
              / ";" "rtptime" "=" 1*DIGIT
```

### 5.5.2.4 Semantics of RTSP PLAY method

The queued PLAY functionality described in RFC 2326 [5] is removed. If a PLAY request is received for an RTSP session that is in the Playing State, then the server shall immediately execute the new PLAY request and terminate the old.

### 5.5.3 Start-up

In order to improve start-up times, a client may pipeline all necessary SETUP requests and the PLAY request. This allows streaming to begin with a single RTSP round trip if the client already has the SDP (or other adequate content description), or two round trips if it needs to first perform a DESCRIBE in order to receive the necessary information.

If the client intends to send upstream packets to ensure correctly open firewalls (also called port punching packets), then the client should not send a PLAY request until all SETUP responses are received. Pipelining of SETUP requests is still possible in this case.

If the client uses RTSP DESCRIBE to fetch the SDP from the server, then the client shall probe the server capabilities as described in clause 5.5.2.2 using the feature-tag value "3gpp-pipelined".

The client shall add the RTSP 'Require' header to all but the first pipelined RTSP SETUP request with the value '3gpp-pipelined'. Note that the first RTSP SETUP request shall not use a 'Require' header. This will allow the PSS client to interoperate with minimal impact with older servers that do not support this feature.

Since the session does not yet exist when these pipelined messages are sent, a request header is defined which allows the client to inform the server that these messages are to be carried on the same session once it is created. Clients wishing to use pipelined start-up must implement the 'Pipelined-Requests' header in order to signal the session grouping to the server.

The syntax of the 'Pipelined-Requests' header is defined in ABNF [53] as follows:

```
Pipe-Hdr = "Pipelined-Requests" COLON startup-id
startup-id = 1*8DIGIT
```

The client should monitor whether the server behaves as declared.

A client unique 'startup-id' is required until the client receives the session ID. The 'startup-id' is unique for a particular TCP connection. Pipelined requests using this header must be sent on the same TCP connection. The method through which this ID is generated is to be decided by the client.

### 5.5.4 Fast Content Switching

#### 5.5.4.1 Introduction

In most cases, a content switch can be initiated with a single RTSP request. In order to preserve interoperability with RTSP aware intermediate devices such as application layer gateways, PSS clients should ensure that SETUP requests

and responses are sent for each RTP/RTCP port pair to be used. Once a port pair has been negotiated, it may be reused for subsequent content upon a switch.

#### 5.5.4.2 'Switch-Stream' RTSP Header Field

The 'Switch-Stream' header field may be used in an RTSP PLAY request or an RTSP PLAY response message. It is used to describe the replacement of media streams after a content switch. The 'Switch-Stream' header field may be used with aggregated control and with media control URLs.

The 'Switch-Stream' header syntax in ABNF [53] is as follows:

```

Switch-Stream = "Switch-Stream" COLON switch-spec *(COMMA switch-spec) CRLF
switch-spec   = old-stream ";" new-stream
old-stream    = "old" "=" (DQ rtsp-url DQ) / (DQ DQ)
new-stream    = "new" "=" (DQ rtsp-url DQ) / (DQ DQ)
rtsp-url      = as defined in RFC 2326 [5]
DQ            = %x22 ; US-ASCII double-quote mark (34)
LWS          = [CRLF] 1*( SP / HT )
SWS          = [LWS] ; sep whitespace
COMMA        = * ( SP / HT ) "," SWS; comma
COLON        = * ( SP / HT ) ":" SWS; colon

```

If both old media stream and new media stream URLs are indicated in the 'Switch-Stream' header field of a PLAY request from a PSS client to a PSS server, then the server shall interpret this as a request to replace the old media stream with the new media stream, hence reusing the transport parameters of the old media stream for the new media stream.

If the 'Switch-Stream' header field is included in a PLAY response from a PSS server to a PSS client, then this header informs the client about the media streams that are currently being streamed to the PSS client. The old media stream may be omitted in this case.

If only the new media stream URL is indicated in the 'Switch-Stream' header field of a PLAY request from a PSS client to a PSS server, then the PSS server shall interpret this as a request to switch to the new media stream. The PSS server decides the mapping. The PSS server shall indicate the SSRC of the new media stream in the RTP-Info of the reply, in order to enable the PSS client to locate the new stream.

If only the old stream URL is indicated in the 'Switch-Stream' header field of a PLAY request from a PSS client to a PSS server, then the PSS server shall interpret this as a request for complete removal of the specified media stream. The client and the server release the resources for this stream without explicit TEARDOWN signalling. The usage of the switch-stream header is defined in clauses 5.5.4.3, 5.5.4.4 and 5.5.4.7.

#### 5.5.4.3 Switching to new content with available SDP

This clause defines all necessary PSS client and PSS server features for fast content switching where the UE already has the SDP for the new content locally available. The UE may have fetched the SDP file using RTSP DESCRIBE or HTTP GET or in any other method. Clients should assume that the herein defined fast content switching procedure is supported for all content items offered by this server. This PSS feature reduces the switching to new content to a single client-server interaction.

The feature-tag indicating this feature is '3gpp-switch'. The client should probe the server capabilities as early as possible in the communication using the '3gpp-switch' in the 'Supported' header as defined in 5.5.2.2.2. The client shall use the 'Require' header with this feature tag value, when requesting this behaviour from the server. The server shall use the PLAY method as defined in 5.5.2.4 with the '3gpp-switch' feature tag in the 'Require' header when the client requests this feature. Thus, the server replaces the current RTSP PLAY request by the new request resulting in a switch of streamed content.

When the PSS client wants to change the content of the RTSP session, the PSS client sends a PLAY request with the aggregated control URI of the new content to the PSS server. Note, the aggregated control URI is defined in the SDP file by the session level 'a=control:' attribute.

The PSS client shall add the media control URIs of the new streams in the 'Switch-Stream' header field to the RTSP PLAY method request. Whenever possible, the PSS client shall map the media control URIs of the same media type (e.g. audio or video) in the old content to the same media type of the new session. Note, this is only applicable for media types, which are present in the old and new content. The server includes always the 'Switch-Stream' header in the response. The 'Switch-Stream' header field is defined in 5.5.2.4.

If the SSRC have changed, then the server shall indicate the new SSRC values of the new media streams within the 'RTP-Info' header in the response. The SSRC entry for the 'RTP-Info' is defined in clause 5.5.2.3.

Note, if the new SDP contains more media components than the current session, the client may switch according to this section, describing the desired components in the 'Switch-Stream' header, and add the missing components using the method defined in 5.5.4.6.

If less media components are described in the new SDP than currently in use, the client and the server remove the component as defined in 5.5.4.7.

The entity-tag attribute ("a=etag" as specified in [5]) may be used in order to ensure that SDP information is used only if it is valid. When a PSS client requests a switch to content for which an entity-tag is available, it should include the 'If-Match' header and the etag value in the PLAY request. A PSS server shall validate the entity-tag in the If-Match headers prior to accepting the request. If the entity-tag is not valid, the server shall return either 412 (Precondition Failed) or if the client has previously communicated support for the "3gpp-switch-req-sdp" feature, the server may respond with a current SDP in an appropriate success response, as defined in Section 5.5.4.4.

#### 5.5.4.4 Switching to new content without SDP

Clients should assume, that the here defined fast content switching procedure is supported for all content items offered by this server. The client uses the URL of the SDP file as content URL to describe the new content item.

Without an SDP or other adequate content description, the client is unable to specify the streams to which it wishes to subscribe. In order to initiate a content switch within a single RTSP round trip, the client may perform a PLAY request to initiate a switch via content URL without specifying individual streams. This allows the client to request that the server return the SDP, initiate a new session, setup all relevant media streams (or make an appropriate stream selection), and begin playback. The content URL used in the PLAY request is the same content URL used in a DESCRIBE. In order to signal that it wishes to receive the description and make a switch, the client shall include the 'SDP-Requested' header as defined below. This header is defined as follows:

SDP-Requested-Header = " SDP-Requested" COLON "1"

If a server receives a PLAY request and completes all actions successfully, the server responds with the SDP, Session-ID, RTP-Info, and a 'Switch-Stream' descriptor and begins streaming immediately. Whenever possible, the PSS server shall map the media control URIs of the same media type (e.g. audio or video) in the old content to the same media type of the new session. Note, this is only applicable for media types, which are present in the old and new content. The RTP-Info in the PLAY response must contain the SSRC for each stream as defined in 5.5.2.3. The server may issue a new session ID in the response, or it may re-use the existing session ID. The client must be prepared for either case.

If the server is not yet able to begin streaming, it responds with a 202 (Accepted) success code and with the SDP. The client may then perform a switch as described in 5.5.4.3 specifying the streams it would like to receive. This condition can occur if the server requires further client input regarding stream setup prior to beginning playback - for instance if the content requested contains multiple language switch groups and the server does not have the information necessary to choose a language.

If the server is not yet able to begin transmitting all the media streams, it can begin a subset of the streams and respond with a 206 (Partial Data) success code and the SDP. The 'Switch-Stream' header and the 'RTP-Info' header will indicate which streams have been selected for playback. The client may then add additional media components as described in 5.5.4.6.

If fewer media components are described in the new SDP than currently in use, then the server responds with a 200 (OK). The terminal shall remove the 'unused' media components as defined in clause 5.5.4.7.

The client and the server shall release the resources for the unused streams without explicit TEARDOWN signalling.

The feature tag '3gpp-switch-req-sdp' is defined to describe support for this feature. The client should probe the server capabilities as early as possible in the communication using the 'Supported' header as defined in 5.5.2.2 and shall use the 'Require' header with this feature tag value when requesting this behaviour from the server. The server shall use the PLAY method semantics defined in 5.5.2.4 when the client requests this feature.

#### 5.5.4.5 Switching Media described in one SDP

Some content may be available for streaming in different representations. An example of such a use case is the live streaming of a sport event with multiple camera views. The SDP available at the receiver describes multiple options for one or several media types (e.g. video, audio, or subtitles). Upon initial setup of the session, the player (or the user) selects the preferred combination of the presentation to be consumed and sets up the corresponding media streams. At a later point, the user may trigger a switch to a different media stream carrying an alternative representation of the media.

The PLAY request is sent with the 'Switch-Stream' header field as defined in clause 5.5.4.2 indicating the URLs of both the old media stream and the new replacement stream. Upon receiving a PLAY request with a 'Switch-Stream' header field for an active session, a PSS server that supports this feature switches to the new media stream using the same transport parameters described in the initial SETUP request for the old media stream. After successfully processing the request, the PSS server shall reply with an 'RTP-Info' header indicating all active media streams in the changed session. The 'RTP-Info' header may include the SSRCs for each active media stream. The response may also include the 'Switch-Stream' header, indicating the stream switches that were successful. If the 'Switch-Stream' header field is not present in a successful response and the PSS server was identified to support the media switching functionality, the receiver should assume that all requested switches were successful.

The feature tag '3gpp-switch-stream' is defined to describe support for this feature. This feature tag is different than the feature tag '3gpp-switch' feature described in 5.5.4.3 indicating the support for content (aggregated stream) switch. The client should use the 'Require' header with this feature tag value when requesting this behaviour from the server. The server shall use the PLAY method semantics as defined in 5.5.2.4 when the client requests this feature. Note that several media streams of a presentation may be switched at the same time in a single PLAY request.

#### 5.5.4.6 Adding Media Components to an ongoing session

It may happen that the new content stream consists of more media components than the ongoing content stream. In such a case, the client is recommended to switch to the new content with the already established resources and add further components afterwards.

The client should pipeline the setup requests for the new components after the content switching request (see clause 5.5.4). The client shall issue a PLAY request to start all addition media components without interrupting the existing. If the client and server support the "3gpp-pipelined" feature (see clause 5.5.3), then the client shall pipeline the PLAY request with the SETUP requests. The 'RTP-Info' header contains the synchronization information for all media components.

The session id value of the already established session shall be part of the SETUP request header to indicate the relation of the media component to the already established components.

#### 5.5.4.7 Removing Media Components from an ongoing session

A PSS client wishing to terminate the streaming of a specific media stream shall send a PLAY request with a 'Switch-Stream' header indicating the URL of the media stream to be torn down as the old media stream. No URL for the new media stream should be specified.

Upon receiving a PLAY request with 'Switch-Stream' header field indicating that one or more media streams are to be terminated, the server shall stop streaming the indicated media streams and release the used UDP ports for this media component and free the associated resources. However, the other media streams should not be interrupted.

After successfully processing the request, the server shall reply with a success response message and a 'Session' header field, even if the session contains no more media streams.

The PSS client shall only use TEARDOWN to completely tear down the whole session.

## 5.6 Extension for Time-Shifting Support

### 5.6.1 Introduction

Time shifting functionality is designed to enhance the access to live streaming sessions. For this reason, the PSS server maintains a time-shift buffer for each live feed. The server side timeshift buffer allows the PSS client to pause live sessions and even navigate (rewind, fast forward) in the offered time-shift buffer range. A timeshift supporting PSS client, which is connected to a timeshift supporting PSS server is able to perform some or all of the following operations on timeshifted streaming sessions:

- Pause and resume the playout at a later point in time
- Start playout from (or seek to) a position in the stream that corresponds to a past time instant in the live streaming session
- Perform operations such as Fast and Slow Forward or Rewind (i.e. Trick Mode).

NOTE: the live streaming feed is not necessarily offered by the same PSS server as the time-shifted session. For example, the PSS server may be handling time-shifting services for a live feed accessible as an MBMS streaming service.

### 5.6.2 General Description

The PSS timeshift functionality requires the availability of one or more timeshift buffers on the server side. The size of the timeshift buffer is determined by the server. This specification does not limit the size of the timeshift buffer.

The timeshift buffer is defined by an upper and a lower range. New live data is added at the upper range to the timeshift buffer. If the timeshift buffer progresses as sliding window, then the server removes and discards data from the lower range of the timeshift buffer. The upper range of the timeshift buffer is also referred to as current recording time.

The PSS server announces the availability of the timeshift feature and describes the current state of the time-shift buffer in the RTSP SETUP response. The PSS server provides the current recording time and the current time-shift buffer ranges with each RTSP PLAY and PAUSE response messages. The server may report updated timeshift buffer ranges throughout the session via SET\_PARAMETER messages and the client may request this information via GET\_PARAMETER requests.

In the following, two PSS timeshift use-cases are described to clarify the operations of PSS timeshift.

Usecase A: A user starts a live session using 'range: npt=now-'. The user enters timeshift operation at a later point by pressing 'pause'. The PSS client stores the value of the 'current recording time' header, which is received with the pause response message to resume the session. The PSS client is aware of the server side timeshift buffer ranges.

Usecase B: A user may directly start a live session in a timeshift operation, for instance when changing from broadcast to reception of the same content. The PSS client may use absolute time representation (clock) to continue consuming the content at the same media position.

#### 5.6.2a Extensions to RTSP 1.0

At least one PSS timeshift buffer is provided by the PSS server for at least one live stream. The PSS server may also provide individual timeshift buffers per RTSP session. The PSS server announces the availability of the timeshift feature and describes the current range of the time-shift buffer in the RTSP SETUP response.

The PSS client should always calculate current valid boundaries of the timeshift buffer.

The PSS timeshift feature may be used with either NPT or UTC time ranges. PSS clients that support time shifting shall support also UTC time in addition to NPT.

If the PSS server supports PSS timeshifting as defined in this section, then the new RTSP headers 3GPP-TS-CurrentRecording-Time and 3GPP-TS-Buffer shall be present in all server to client messages.

The Accept-Ranges header field may be used to check for the support of UTC time. The PSS server indicates the preferred media range format for time shifting in the 3GPP-TS-CurrentRecording-Time and 3GPP-TS-Buffer headers in



the PLAY response. PLAY requests may contain the 'npt=now-' range indication to seek to the upper range of the time shift buffer. Other time shifting operations shall consistently use the same media range format that is indicated by the PSS server.

### 5.6.3 Accept-Ranges

The Accept-Ranges request and response-header field allows indication of the format supported in the Range header. The PSS client shall include the header in SETUP requests to indicate which formats it supports in PLAY and PAUSE responses and REDIRECT requests. The server shall include the header in the SETUP response and in any error response caused by an unaccepted range format, to indicate the formats supported for the resource indicated by the request URI.

This header has the following ABNF syntax:

```
Accept-Ranges      = "Accept-Ranges" HCOLON acceptable-ranges CRLF
```

```
acceptable-ranges = range-unit *(COMMA range-unit)
```

```
range-unit = "npt" / "utc"
```

### 5.6.4 Signalling Time Shifting Ranges

In order to allow the PSS server to provide the PSS client with the current ranges of the time shift buffer, two new RTSP headers are defined.

The PSS client may start a PSS session already in 'timeshift mode'.

The PSS server provides the upper bound of the timeshift buffer with the '3GPP-TS-CurrentRecording-Time' header. The PSS client should not request playback beginning beyond the current recording time (i.e. no future playback times). If a PSS server receives a PLAY request outside of the time shift buffer range, the PSS server should handle the request as a request for the appropriate buffer boundary time. In case of a range request exceeding the range end time, this will be the end time; in case of a range request beginning earlier than the buffer start time, this will be the start time. The actual range streamed will then be reported in the 200 OK response message.

The PSS server describes the current available range for PSS time shifting with the '3GPP-TS-Buffer' header. This header may use one of three descriptive formats, depending on the current state of the time-shift buffer. The client is responsible for keeping track of the available timeshift buffer boundaries.

The 'buffer-depth' parameter indicates the depth of the timeshift buffer in seconds. When this format is indicated, the timeshift buffer is constantly filled to the specified depth; the timeshift buffer is progressed as a sliding window. The PSS client calculates together with the information from the '3GPP-TS-CurrentRecording-Time' header the lower and upper range of the timeshift buffer. The PSS client shall continuously update the upper and lower boundary of the timeshift buffer.

The 'interval' parameter can either indicate a closed range (two value) or an open range (one value) indicating absolute times for the timeshift buffer ranges. No timeshift data is available earlier than the left range value of the 3GPP-TS-Buffer parameter and, if the upper range is present, time shifting is not available beyond that time. If this value indicates an open range (one absolute start time for the timeshift recording), then the PSS server has not given any end-time for timeshift recording.

When both parameters are present, this indicates that the timeshift buffer is still being established. Recording has started at the lower bound of the interval and will progress until the specified depth is reached. Once the buffer depth is reached, then the timeshift buffering continues in a sliding window as described above and the PSS server uses the buffer header parameter for timeshift buffer reporting.

The ABNF syntax for the new headers is as follows:

```
3GPP-TS-CurrentRecording-Time='3GPP-TS-CurrentRecording-Time' COLON (npt-time-indication / utc-time-indication) CRLF
```

```
npt-time-indication = 'npt=' (npt-sec / npt-hhmmss)
```

```
utc-time-indication = 'clock=' utc-time
```

```
3GPP-TS-Buffer = '3GPP-TS-Buffer' COLON (depth / interval / interval_depth) [SEMIPParameter-Ext] CRLF
```

```

depth = 'buffer-depth=' 1 *DIGIT
interval = utc-range / npt-range
interval_depth = interval SEMI depth
Parameter-Ext = (1 *DIGIT ['. ' 1 *DIGIT]) / (1 * ((0x21..0x2b) / (0x2d..0x3a) / (0x3c..0x7a) / 0x7c / 0x7e))
COLON = < as defined in clause 5.5.4.2 >
SEMI = SWS ";" SWS ; semicolon;
SWS = < as defined in clause 5.5.4.2 >

```

Note: utc-range, npt-range, utc-time, npt-sec, and npt-hhmmss are defined in [5]RFC2326.

## 5.6.5 Timeshift buffer status updates

The GET\_PARAMETER and the SET\_PARAMETER methods allow the client and the server to synchronize timeshift buffer information.

The PSS client may query the PSS server at any time for the current timeshift buffer fill states. For this procedure, the PSS Client issues the RTSP GET\_PARAMETER request message with the 3GPP-TS-Buffer and/or 3GPP-TS-CurrentRecording-Time tags in the message body. The MIME Type 'text/plain' is used for the RTSP message body.

The GET\_PARAMETER response shall carry the 3GPP-TS-Buffer and the 3GPP-TS-CurrentRecording headers in the header fields and also in the RTSP response message body.

The server may update the current timeshift information using the RTSP SET\_PARAMETER method (S->C). The SET\_PARAMETER request message shall carry the 3GPP-TS-Buffer and the 3GPP-TS-CurrentRecording headers in the header fields and also in the RTSP request message body. The PSS client shall confirm the reception with a '200 OK' RTSP response message or, if it client does not understand the parameters, it shall return '451 Invalid Parameters' and the PSS server shall not attempt further updates.

## 5.7 Support for Trick Mode Operations

PSS client and server may support trick mode operations such as fast/slow forward and rewind. The level of scale support may also depend on the selected streaming content.

A PSS Client may use the 'play.scale' feature tag to query for support of scaled playout. The 'play.scale' feature tag applies only to PSS servers and indicates the support for scale operations for media streaming.

If the server supports the scale value requested, and the content is capable of the scale value requested, the server shall serve the scaled stream to the client. If the server does not support the scale value requested or the content does not support the scale value requested then the server shall decide what level of scaled playout to serve to the client. When trick mode operations are supported, the 'Scale' header field of RTSP [5] shall be used for requesting trick mode operations.

Streaming with a scale value other than 1 should not change the streaming bitrate of the corresponding media stream.

The PSS Client is made aware of the scale values supported for the content via the 'X-Scale' media level attribute, or by using the 'scales' parameter in the GET\_PARAMETER and SET\_PARAMETER. The 'scales' parameter takes precedence in the case of conflicting values. The PSS server may temporarily omit the transmission of media data for one or more media streams on which playout with the selected scale is not possible. For example, this may mean that the video is scaled at a rate of 2, but the audio is omitted for the duration of the scaled playout as it is unable to be scaled.

A PLAY request with a 'Scale' indication that is not supported by any of the media streams of the streaming session may be ignored by the PSS server. The PSS server should use the closest supported scale value instead and it shall indicate the chosen value in the response, unless the selected scale value is 1.

The 'X-Scale' SDP attribute and the 'scales' parameter are defined according to the following ABNF syntax:

```
Scale="X-Scale:" payload_type SP scale_value *("; " scale_value) CRLF
```

```
scales="scales:" scale-spec *(", " scale-spec) CRLF
scale-spec= stream-url "=" scale *("; " scale)
scale_value=["-"] 1*DIGIT [ "." *DIGIT]
```

In the SDP, the `payload_type` indicates the payload type of the media to which the scale values apply. The `stream-url` indicates the URL of the media stream to which the indicated scales are applicable. The `scale_value` is a decimal number that indicates the possible scale value that may be requested for the specified media stream. For a single media stream, multiple scale values are possible.

When timeshifting is used, the following applies:

- in the case that the PSS Client knows that, due to the PSS Server's buffer, a particular request for scaled playback is impossible to complete, the PSS Client shall not request this scale value.
- in the case that the PSS Server is providing scaled playback and a buffer limit is reached, the PSS Server shall return the scale value of the stream to 1.
- the PSS client should take into account the playout scale when calculating its current position in the time shifting buffer, and take the time shifting buffer into account when requesting a playout scale.

## 5.8 Session Update

PSS client may support session updates triggered by the PSS server. A new RTSP feature tag "3gpp-session-update" is defined. The PSS client that supports session updates shall include the feature tag in the Supported header field of SETUP or PLAY requests from the client to the server.

The PSS Server shall use the SET\_PARAMETER method to trigger session updates with clients that have indicated support for session update. The Range header field shall be included to indicate the time at which the new session description becomes active. The PSS Server shall include the updated session description (SDP) in the body of the message. The new mapping of the media streams to the RTP sessions shall be indicated using the Switch-Stream header as defined in the procedures of content switching.

Example:

```
S->C SET_PARAMETER rtsp://example.com/content.3gp RTSP/1.0
      Cseq: 4072
      Session: 332321598
      Range: npt=1:21:24.568-
      Switch-Stream: old=rtsp://www.nokia.com/content1/trackID=1;
                    new=rtsp://www.nokia.com/content2/trackID=2
      Content-Type: application/sdp
      Content-length: 421
```

```
v=0
o=33405 135 0 IN IP4 10.42.43.1
s=Live
c=IN IP4 0.0.0.0
t=0 0
m=video 8234 RTP/AVP 96
a=rtpmap:96 H264/90000
a=framerate:25
a=fmtp:96 packetization-mode=1;profile-level-id=42c00b;
m=audio 8236 RTP/AVP 97
a=rtpmap:97 mpeg4-generic/22050
a=fmtp:97 streamtype=5; profile-level-id=15; mode=AAC-hbr;
```

```
C->S RTSP/1.0 200 OK
      Cseq: 4072
      Session: 332321598
```

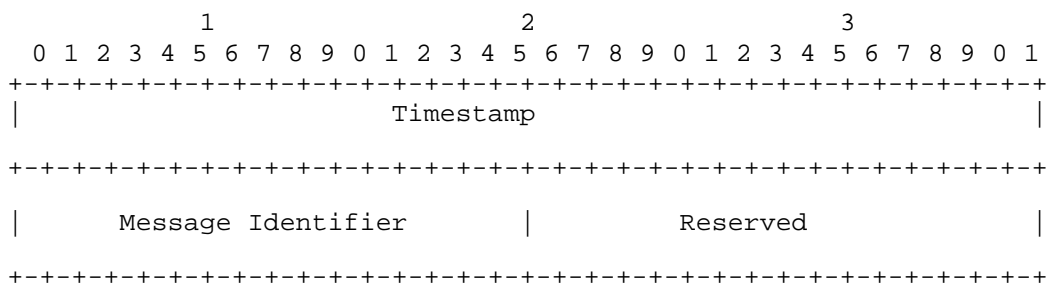
If the client responds with a 451 (Parameter Not Understood) message, the server shall assume that the session update message was not correctly processed and may then terminate the session or redirect the client to the new session.

If RTSP is used over UDP, the server should take precautions to ensure that the session update message has been received by the client, e.g. through redundant transmission of the SET\_PARAMETER message.

In case no persistent TCP connection exists between the PSS client and PSS server, the PSS server shall trigger the setup of a TCP connection by sending an RTCP APP packet for an Outstanding Session Notification Message (OSNM).

The fields of the generic RTCP APP packet shall be set as follows:

- name: the OSNM APP data format is detected through the name "PSS0", i.e. 0x50535330
- subtype: the subtype shall be set to 1 for the OSNM format
- application-dependent data: the application-dependent data shall carry an OSNM block as defined in the following figure 2a.



**Figure 2a - Data format block for OSNM**

The fields of the OSNM block are set as follows:

- Timestamp: the NTP 32-bit timestamp that indicates the recommended time for the client to respond to the notification message
- Message Identifier: the message identifier provides a unique identifier for the OSNM message and enables the client to differentiate between repetitions of the message and new OSNM message.
- Reserved: this field is reserved for future usage and shall be set to 0.

Upon receiving a new RTCP OSNM message and if the PSS client supports session updates, the PSS client shall setup a TCP connection to the RTSP server before the indicated time. The TCP connection may then be terminated after receiving and responding to an RTSP message from the PSS server or at the latest within 5 minutes of the indicated time in the OSNM message.

## 6 Data transport

### 6.1 Packet based network interface

PSS clients and servers shall support an IP-based network interface for the transport of session control and media data. Control and media data are sent using TCP/IP [8] and UDP/IP [7]. An overview of the protocol stack can be found in figure 2 of the present document.

## 6.2 RTP over UDP/IP

### 6.2.1 General

The IETF RTP [9] provides means for sending real-time or streaming data over UDP (see [7]). The encoded media is encapsulated in the RTP packets with media specific RTP payload formats. RTP payload formats are defined by IETF. RTP also provides a protocol called RTCP (see clause 6 in [9]) for feedback about the transmission quality.

RTP/UDP/IP transport of speech, audio and video shall be supported. RTP/UDP/IP transport of timed text should be supported. Sending of RTCP shall be performed according to the used RTP profile, indicated RTCP bandwidth, and other RTCP related parameters. The transmission times of RTCP shall be controlled by algorithms performing as the ones specified in the RTP specification [9], and if AVPF is used according to [57]. For information on how the RTCP transmission interval depends on different values of the RTCP parameters, see Annex A.3.2.3.

### 6.2.2 RTP profiles

For RTP/UDP/IP transport of continuous media the following RTP profile shall be supported:

- RTP Profile for Audio and Video Conferences with Minimal Control [10], also called RTP/AVP;

For RTP/UDP/IP transport of continuous media the following RTP profile should be supported:

- Extended RTP Profile for RTCP-based Feedback (RTP/AVPF) [57], also called RTP/AVPF. A PSS client or server shall support the generic NACK message specified in section 6.2.1 of [57] if RTP retransmission is supported. A PSS client or server is not required to support the other feedback formats specified in section 6 of [57].

Clause A.3.2.3 in Annex A of the present document provides more information about the minimum RTCP transmission interval.

### 6.2.3 RTP and RTCP extensions

#### 6.2.3.1 RTCP extended reports

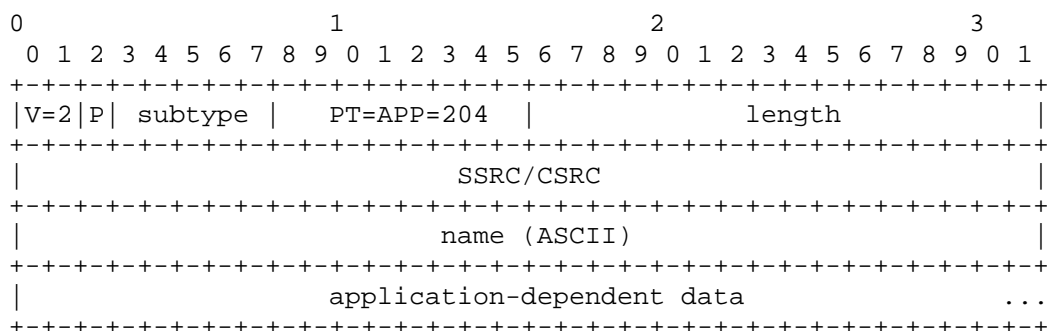
A PSS client should implement the framework and SDP signalling of the RTP Control Protocol Extended Reports [58]. A PSS client should further implement the following report formats:

- Loss RLE Report Block defined in section 4.1 of [58].

A PSS client should send the report block(s) indicated by SDP signalling from the PSS server. A PSS server may limit the report blocks size using SDP signalling. For best utility the client should report in every packet and provide redundancy by reporting also on past RTCP intervals. In cases where size restrictions prevent the client from both reporting on all the RTP packets and providing redundancy, the client shall stop the redundant reporting to address this restriction. If this action is still not enough to reduce the reports to satisfactory sizes, the client may then choose not to send the report in every packet.

#### 6.2.3.2 RTCP App packet for client buffer feedback (NADU APP packet)

A PSS client supporting Signalling for Client Buffer Feedback (see clause 10.2.3) shall report the next application data unit to be decoded for buffer status reporting and rate adaptation by sending the RTCP APP packet. A NADU APP packet shall be sent only after the client has received at least one RTP packet on the media stream and shall be accompanied by a complementary RR packet. The RR and NADU packets shall contain information that represents a single simultaneous 'snapshot' of the media stream. The format of a generic RTCP APP packet is shown in Figure 3 below:



**Figure 3: Generic Format of an RTCP APP packet.**

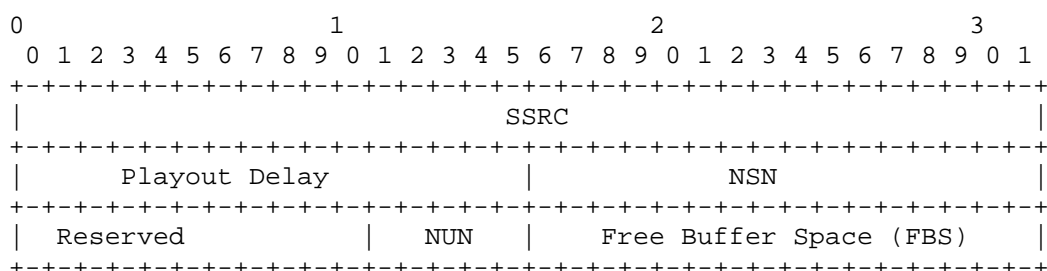
For rate adaptation the name and subtype fields must be set to the following values:

*name*: The NADU APP data format is detected through the name "PSS0", i.e. 0x50535330 and the subtype.

*subtype*: This field shall be set to 0 for the NADU format.

*length*: The number of 32 bit words –1, as defined in RFC 3550 [9]. This means that the field will be  $2+3*N$ , where N is the number of sources reported on. The length field will typically be 5, i.e. 24 bytes packets.

*application-dependent data*: One or more of the following data format blocks (as described in Figure 4) can be included in the application-dependent data location of the APP packet. The APP packets length field is used to detect how many blocks of data are present. The block shall be sent for the SSRCs for which there are a report block as part of either a Receiver Report or a Sender Report, included in the RTCP compound packet. A NADU APP packet shall not contain any other data format than the one described in figure 4 below.



**Figure 4: Data format block for NADU reporting**

*SSRC*: The SSRC of the media stream the buffered packets belong to.

*Playout delay (16 bits)*: The difference in milliseconds between the scheduled playout time of the next ADU to be decoded, (whose sequence number is indicated in the NSN field) and the current time when generating the RTCP packet that contains the NADU APP block, both measured on the media playout clock. The client shall always indicate this value, unless it is not well defined, when it may use the reserved value (0xFFFF). When the buffer is empty (the client has not yet received the packet with sequence number NSN), the playout delay is not well defined and the client should use the reserved value 0xFFFF for this field. When the media clock is not advancing (e.g. while paused or re-buffering), the playout delay corresponds to the difference between the playout time of the next ADU and the media time at which playout will resume.

The point at which the media playout clock is measured should be chosen such that, if the only packet in the buffer is that with sequence number NSN, the playout delay indicates the time remaining until the media playout will 'starve' and this stream might need re-buffering. In the calculations of playout delay above, this point is used to determine the playout point of a media packet even though actual playout may occur later in the decoding chain. The target buffer time (see clause 5.3.2.2) must be measured from the same point.

The playout delay allows the server to have a more precise value of the amount of time before the client will underflow. The playout delay shall be computed until the actual media playout (i.e., audio playback or video display).

*NSN (16 bits)*: The RTP sequence number of the next ADU to be decoded for the SSRC reported on. In the case where the buffer does not contain any packets for this SSRC, the next not yet received sequence number shall be reported, i.e. an NSN value that is one larger than the least significant 16 bits of the RTCP SR or RR report block's "extended highest sequence number received".

*NUN (5 bits)*: The unit number (within the RTP packet) of the next ADU to be decoded. The first unit in a packet has a unit number equal to zero. The unit number is incremented by one for each ADU in an RTP packet. In the case of an audio codec, an ADU is defined as an audio frame. In the case of H.264 (AVC) or H.265 (HEVC), an ADU is defined as a NAL unit. In the case of H.263 an ADU is defined as a whole or a part of an H.263 video picture that is included in a RTP packet. In the specific case of H.263, each packet carries a single ADU and the NUN field shall be thus set to zero. Future additions of media encoding or transports capable of having more than one ADU in each RTP payload shall define what shall be counted as an ADU for this format.

*FBS (16 bit)*: The amount of free buffer space available in the client at the time of reporting. The reported free buffer space shall be less than or equal to the buffer space that has been reported as available for adaptation by the 3GPP-Adaptation RTSP header, see clause 5.3.2.2. The amount of free buffer space are reported in number of complete 64 byte blocks, thus allowing for up to 4194304 bytes to be reported as free. If more is available, it shall be reported as the maximal amount available, i.e. 4194304 with a field value 0xffff.

*Reserved (11 bits)*: These bits are not used and shall be set to 0 and shall be ignored by the receiver.

### 6.2.3.3 RTP retransmission

#### 6.2.3.3.1 General

A PSS client should implement RTP retransmission. A PSS server should implement RTP retransmission. A PSS client or server implementing RTP retransmission shall implement the payload format, SDP signalling and mechanisms of the RTP retransmission payload format [81]. In addition to the specifications and recommendations in [81], a PSS client and server supporting RTP retransmission shall follow the definitions in the following clauses.

#### 6.2.3.3.2 Multiplexing scheme

The RTP retransmission payload format [81] provides two different schemes for multiplexing the original and the retransmission stream, i.e. session-multiplexing and SSRC-multiplexing. PSS servers shall use SSRC-multiplexing and shall not use session-multiplexing.

#### 6.2.3.3.3 RTCP retransmission request

PSS clients shall use the NACK feedback message format defined in the "Extended RTP Profile for RTCP-based Feedback (RTP/AVPF)" [57] for requesting the retransmission of RTP packets.

Before requesting the retransmission of RTP packets the client should assess whether a requested packet can be decoded in time by checking the latest receiver buffer status. If the client sends RTCP APP packets for client buffer feedback, as defined in section 6.2.3.2, the same assessment should be performed by the server, according to the latest RTCP APP packet it has received.

#### 6.2.3.3.4 Congestion control and usage with rate adaptation

To avoid network congestion due to the additional bandwidth required for the retransmission of lost packets, a PSS server or client implementing RTP retransmission shall estimate the available link rate and adapt the total transmission rate of the RTP session, including retransmissions, to the available link rate. The actual algorithms providing link-rate estimation and transmission-rate adaptation are implementation specific. Rules and information sources for the estimation of the available link rate are described in clause 10.2.1 of the present document. To adapt the total transmission rate including retransmissions, a PSS server can e.g. skip retransmissions, use the transmission rate adaptation described in clause 10.2.2 of the present document or use any other suitable method.

If the server uses multiple streams for rate adaptation, the server may receive retransmission requests for a stream that is different from the one it is currently using. The server should thus not flush its retransmission buffer after switching streams.

## 6.2.4 RTP payload formats

For RTP/UDP/IP transport of continuous media the following RTP payload formats shall be used:

- AMR narrow-band speech codec (see clause 7.2) RTP payload format according to [11]. A PSS client is not required to support multi-channel sessions;
- AMR wideband speech codec (see clause 7.2) RTP payload format according to [11]. A PSS client is not required to support multi-channel sessions;
- Extended AMR-WB codec (see clause 7.3) RTP payload format according to [85];
- Enhanced aacPlus and MPEG-4 AAC codec (see clause 7.3) RTP payload format according to [13]; the size of audioMuxElements shall be limited to the maximum size of one audio frame, which is 6144 bits per AAC channel; moreover multiplexing of multiple audio frames into one audioMuxElement should be avoided if this would lead to fragmentation across RTP packets;
- H.263 video codec (see clause 7.4) RTP payload format according to RFC 4629 [14];
- H.264 (AVC) video codec (see clause 7.4) RTP payload format according to [92]. A PSS client is required to support all three packetization modes: single NAL unit mode, non-interleaved mode and interleaved mode. For the interleaved packetization mode, a PSS client shall support streams for which the value of the "sprop-deint-buf-req" MIME parameter is less than or equal to  $\text{MaxCPB} * 1000 / 8$ , inclusive, in which "MaxCPB" is the value for VCL parameters of the H.264 (AVC) profile and level in use, as specified in [90]. Parameter sets shall not be transmitted within the RTP payload, i.e., all parameter sets required for a session must be provided in the SDP;
- H.265 (HEVC) video codec (see clause 7.4) RTP payload format according to [118];
- 3GPP timed text format (see clause 7.9) RTP payload format according to [80];
- DIMS (see subclause 8.3) RTP payload format according to [98];
- encrypted 'enc-isoff-generic' (see Annex R) RTP payload format according [102];
- RTP retransmission payload format according to [81];
- RTP Header Extension to signal CVO information as specified in clause 6.2.5.

## 6.2.5 Coordination of Video Orientation

In the PSS RTP-streaming context, Coordination of Video Orientation consists in signalling of the current orientation of the image to a CVO-capable PSS client for appropriate rendering and displaying. A CVO-capable PSS server performs signalling of the CVO by indicating this in the SDP as specified in clause 5.3.3.2 and using RTP Header Extensions with a byte formatted as specified in clause 7.4.5 of TS 26.114 [115] for CVO (corresponding to `urn:3gpp:video-orientation`) and Higher Granularity CVO (corresponding to `urn:3gpp:video-orientation:6`).

A CVO-capable PSS client should rotate the video to compensate the rotation as indicated in Tables 7.2 (for CVO) and 7.3 (for Higher Granularity CVO) of clause 7.4.5 in [115]. When compensating for both rotation and flip, the operations shall be performed in the LSB to MSB order i.e. rotation compensation first and then flip.

A CVO-capable PSS server will typically add the payload bytes as defined in this clause to the last RTP packet in each group of packets which make up a key frame (I-frame or IDR picture in H.264). The PSS server may also add the payload bytes onto the last RTP packet in each group of packets which make up another type of frame (e.g. a P-Frame) only if the current value is different from the previous value sent.

If this is the only header extension present, a total of 8 bytes are appended to the RTP header, and the last packet in the sequence of RTP packets is marked with both the marker bit and the Extension bit, as defined in RFC3550 [9].



## 6.3 HTTP over TCP/IP

The IETF TCP provides reliable transport of data over IP networks, but with no delay guarantees. It is the preferred way for sending the scene description, text, bitmap graphics and still images. There is also need for an application protocol to control the transfer. The IETF HTTP [17] provides this functionality.

HTTP/TCP/IP transport shall be supported for:

- still images (see clause 7.5);
- bitmap graphics (see clause 7.6);
- synthetic audio (see clause 7.3A);
- vector graphics (see clause 7.7);
- text (see clause 7.8);
- timed text (see clause 7.9);
- SMIL scene description (see clause 8);
- presentation description (see clause 5.3.3).

HTTP/TCP/IP transport should be supported for:

- 3GP files for download, progressive download and Dynamic Adaptive Streaming over HTTP (see 3GPP TS 26.247 [112]).

NOTE: DIMS scene description can be provided either over RTP/UDP/IP (see clauses 5.4 and 6.2.4) or contained in a 3GP file downloaded over HTTP/TCP/IP (see clauses 5.4 and this clause).

Transport security in HTTP over TCP/IP is achieved using the HTTPS (Hypertext Transfer Protocol Secure) as specified in RFC2818 [105] and TLS as specified in TLS profile of Annex E in TS 33.310 [111]. In case secure delivery is desired, HTTPS and TLS should be used to authenticate the server and to ensure secure transport of the content from server to client.

## 6.4 Transport of RTSP

Transport of RTSP shall be supported according to RFC 2326 [5].

---

# 7 Codecs

## 7.1 General

For PSS clients supporting a particular media type, corresponding media decoders are specified in the following clauses.

## 7.2 Speech

If speech is supported, the AMR decoder shall be supported for narrow-band speech [18][63][64][65]. The AMR wideband speech decoder, [20][66][67][68], shall be supported when wideband speech working at 16 kHz sampling frequency is supported.

## 7.3 Audio

If audio is supported, then one or both of the following two audio decoders should be supported:

- Enhanced aacPlus [86] [87] [88]

- Extended AMR-WB [82] [83] [84]

Specifically, based on the audio codec selection test results Extended AMR-WB is strong for the scenarios marked with blue, Enhanced aacPlus is strong for the scenarios marked with orange, and both are strong for the scenarios marked with green colour in the table below:

Content type	Music	Speech over Music	Speech between Music	Speech
Bit rate				
14 kbps mono				
18 kbps stereo				
24 kbps stereo				
24 kbps mono				
32 kbps stereo				
48 kbps stereo				

More recent information on the performance of the codecs based on more recent versions of the codecs can be found in TR 26.936 [95].

Enhanced aacPlus decoder is also able to decode AAC-LC content.

Extended AMR-WB decoder is also able to decode AMR-WB content.

In addition, MPEG-4 AAC Low Complexity (AAC-LC) and MPEG-4 AAC Long Term Prediction (AAC-LTP) object type decoders [21] may be supported. The maximum sampling rate to be supported by the decoder is 48 kHz. The channel configurations to be supported are mono (1/0) and stereo (2/0).

When a server offers an AAC-LC or AAC-LTP stream with the specified restrictions, it shall include the 'profile-level-id' and 'object' MIME parameters in the SDP 'a=fmtp' line. The following values shall be used:

Object Type	profile-level-id	object
AAC-LC	15	2
AAC-LTP	15	4

### 7.3a Synthetic audio

If a PSS client supports synthetic audio both the Scalable Polyphony MIDI (SP-MIDI) content format defined in Scalable Polyphony MIDI Specification [44] and the device requirements defined in Scalable Polyphony MIDI Device 5-to-24 Note Profile for 3GPP [45] should be supported.

SP-MIDI content is delivered in the structure specified in Standard MIDI Files 1.0 [46], either in format 0 or format 1.

In addition a PSS client supporting synthetic audio should also support both the Mobile DLS instrument format defined in [70] and the Mobile XMF content format defined in [71].

A PSS client supporting Mobile DLS shall meet the minimum device requirements defined in [70] in section 1.3 and the requirements for the common part of the synthesizer voice as defined in [70] in sections 1.2.1.2. If Mobile DLS is supported, wavetables encoded with the G.711 A-law codec (wFormatTag value 0x0006, as defined in [70]) shall also be supported. The optional group of processing blocks as defined in [70] may be supported. Mobile DLS resources are delivered either in the file format defined in [70], or within Mobile XMF as defined in [71]. For Mobile DLS files delivered outside of Mobile XMF, the loading application should unload Mobile DLS instruments so that the sound bank required by the SP-MIDI profile [45] is not persistently altered by temporary loadings of Mobile DLS files.

Content that pairs Mobile DLS and SP-MIDI resources is delivered in the structure specified in Mobile XMF [71]. As defined in [71], a Mobile XMF file shall contain one SP-MIDI SMF file and no more than one Mobile DLS file. PSS clients supporting Mobile XMF must not support any other resource types in the Mobile XMF file. Media handling behaviours for the SP-MIDI SMF and Mobile DLS resources contained within Mobile XMF are defined in [71].

## 7.4 Video

If a PSS client supports video, the following applies:

- H.263 Profile 0 Level 45 decoder [22] should be supported for compatibility with earlier released content.
- H.264 (AVC) Constrained Baseline Profile Level 1.3 decoder [90] shall be supported.
- H.265 (HEVC) Main Profile, Main Tier, Level 3.1 decoder [117] should be supported.

When H.265 (HEVC) Main Profile decoder is supported, the client is only required to process H.265 (HEVC) Main Profile bitstreams that have `general_progressive_source_flag` equal to 1, `general_interlaced_source_flag` equal to 0, `general_non_packed_constraint_flag` equal to 1, and `general_frame_only_constraint_flag` equal to 1.

If a PSS client supports HDTV video content at a resolution of 1280x720 (720p) with progressive scan at 30 frames per second, the decoder shall support decoding any bitstream compliant to H.264 (AVC) Progressive High Profile Level 3.1 [90], wherein the maximum VCL Bit Rate is constrained to be 14Mbps with `cpbBrVclFactor` and `cpbBrNalFactor` being fixed to be 1000 and 1200, respectively.

NOTE: An H.264 (AVC) High Profile decoder is able to decode an H.264 (AVC) Main Profile stream that is progressively encoded.

If a PSS client supports stereoscopic 3D video, it should support frame-packed stereoscopic 3D video with the following characteristics:

- The bitstream conforms to H.264 (AVC) Constrained Baseline Profile Level 1.3, or conforms to H.264 (AVC) Progressive High Profile Level 3.1. The maximum VCL Bit Rate shall be constrained to 14Mbps by `cpbBrVclFactor` & `cpbBrNalFactor` being fixed to 1000 and 1200 respectively, irrespective of the profile.
- Frame packing type is indicated by the frame packing arrangement SEI messages of H.264 (AVC) [90] as follows:
  - The syntax element `frame_packing_arrangement_type` has one of the defined values: 3 for Side-by-Side, 4 for Top-and-Bottom.
  - The syntax element `quincunx_sampling_flag` is equal to 0;
  - The syntax element `content_interpretation_type` is equal to 1;
  - The syntax elements `spatial_flipping_flag` is equal to 0;
  - The syntax element `field_views_flag` is equal to 0;
  - The syntax element `current_frame_is_frame0_flag` is equal to 0;
- When an access unit contains a frame packing arrangement SEI message A and the access unit is neither an IDR access unit nor an access unit containing a recovery point SEI message, the following two constraints apply:
  - There shall be another access unit that precedes the access unit in both decoding order and output order and that contains a frame packing arrangement SEI message B.
  - The two frame packing arrangement SEI messages A and B shall have the same value for the syntax element `frame_packing_arrangement_type`.

If a PSS client supports frame-packed stereoscopic 3D video, it shall support parsing of frame packing arrangement SEI messages as specified in H.264 (AVC) [90].

If a PSS client supports stereoscopic 3D video, it should support multiview stereoscopic 3D video with the following characteristics:

- The video stream conforms to ITU-T Recommendation H.264 / MPEG-4 (Part 10) AVC [90] Stereo High Profile (SHP) Level 3.1 with `frame_mbs_only_flag`=1.

- When an H.264 (AVC) SHP sub-bitstream containing the base view only conforms to Level 1.3 or below, the value of the `profile_idc` should be equal to 66 and the value of the `constraint_set1_flag` should be equal to 1 in all active sequence parameter sets, i.e. the H.264 (AVC) Constrained Baseline Profile should be indicated to be used for the base view.

NOTE: Any PSS (Release 11) client supporting video can play back the base view of any H.264 (AVC) SHP stream if the base view is indicated to conform to H.264 (AVC) Constrained Baseline Profile Level 1.3.

NOTE: At the time of publication of this specification there is no RTP payload format specified for H.264 (AVC) SHP bitstreams. Thus, the format is not available for services utilizing RTP transport of media.

NOTE: In order to provide the optimal range of perceived depth, a PSS server is recommended to adapt the stereoscopic 3D video content to fit the indicated screen size of a target device. For more information and an example steps to perform stereoscopic video content re-targeting see [113].

There are no requirements on output timing conformance for H.264 (AVC) decoding (Annex C of [90]) or H.265 (HEVC) decoding (Annex C of [117]).

The video buffer model given in Annex G of the present document should be supported if H.263 is used. It shall not be used with H.264 (AVC) or H.265 (HEVC).

The H.264 (AVC) decoder in a PSS client shall start decoding immediately when it receives data (even if the stream does not start with an IDR access unit), or alternatively no later than it receives the next IDR access unit or the next recovery point SEI message, whichever is earlier in decoding order. Note that when the interleaved packetization mode of H.264 (AVC) is in use, de-interleaving is done normally before starting the decoding process. The decoding process for a stream not starting with an IDR access unit shall be the same as for a valid H.264 (AVC) bitstream. However, the client shall be aware that such a stream may contain references to pictures not available in the decoded picture buffer. The display behaviour of the client is out of scope of this specification.

A PSS client supporting H.264 (AVC) should ignore any VUI HRD parameters, buffering period SEI message, and picture timing SEI message in H.264 (AVC) streams or conveyed in the "sprop-parameter-sets" MIME/SDP parameter. Instead, a PSS client supporting H.264 (AVC) shall follow buffering parameters conveyed in SDP, as specified in clause 5.3.3.2, and in RTSP, as specified in clause 5.3.2.4. A PSS client supporting H.264 (AVC) shall also use the RTP timestamp or NALU-time (as specified in [92]) of a picture as its presentation time, and, when the interleaved RTP packetization mode is in use, follow the "sprop-interleaving-depth", "sprop-deint-buf-req", "sprop-init-buf-time", and "sprop-max-don-diff" MIME/SDP parameters for the de-interleaving process. However, if VUI HRD parameters, buffering period SEI messages, and picture timing SEI messages are present in the bitstream, their contents shall not contradict any of the buffering parameters conveyed in SDP, as specified in clause 5.3.3.2, or in RTSP, as specified in clause 5.3.2.4, or any of the timing information conveyed by the RTP timestamps.

A PSS client supporting H.265 (HEVC) should ignore any VPS or SPS HRD parameters, buffering period SEI message, picture timing SEI message, and decoding unit information SEI message in H.265 (HEVC) streams or conveyed in the "sprop-vps" and "sprop-sps" MIME parameters. Instead, a PSS client supporting H.265 (HEVC) shall follow buffering parameters conveyed in SDP, as specified in clause 5.3.3.2, and in RTSP, as specified in clause 5.3.2.4. A PSS client supporting H.265 (HEVC) shall also use the RTP timestamp (as specified in [118]) of a picture as its presentation time, and, follow the de-packetization process (as specified in [118]). However, if VPS or SPS HRD parameters, buffering period SEI messages, picture timing SEI messages, and decoding unit information SEI messages are present in the bitstream, their contents shall not contradict any of the buffering parameters conveyed in SDP, as specified in clause 5.3.3.2, or in RTSP, as specified in clause 5.3.2.4, or any of the timing information conveyed by the RTP timestamps.

## 7.5 Still images

If a PSS client supports still images, ISO/IEC JPEG [26] together with JFIF [27] decoders shall be supported. The support requirement for ISO/IEC JPEG only applies to the following two modes:

- baseline DCT, non-differential, Huffman coding, as defined in table B.1, symbol 'SOF0' in [26];
- progressive DCT, non-differential, Huffman coding, as defined in table B.1, symbol 'SOF2' [26].

## 7.6 Bitmap graphics

If a PSS client supports bitmap graphics, the following bitmap graphics decoders should be supported:

- GIF87a, [32];
- GIF89a, [33];
- PNG, [38].

## 7.7 Vector graphics

If a PSS client supports vector graphics, SVG Tiny 1.2 [42] [43] and ECMAScript [94] shall be supported.

NOTE 1: The compression format for SVG content is GZIP [59], in accordance with the SVG specification [42].

NOTE 2: Only codecs and MIME media types supported by PSS, as specified in clause 7 and in subclause 5.4, respectively, shall be used. In particular, PSS clients are not required to support the Ogg Vorbis format.

NOTE 3: Content creators of SVG Tiny 1.2 are strongly recommended to follow the content creation guidelines provided in Annex L.

NOTE 4: A DIMS client is capable of processing SVG Tiny 1.2 data.

## 7.8 Text

The text decoder is intended to enable formatted text in a SMIL presentation.

If a PSS client supports text it shall support

- text formatted according to XHTML Mobile Profile [47];
- rendering a SMIL presentation where text is referenced with the SMIL 2.0 "text" element together with the SMIL 2.0 "src" attribute.

If text is supported, the following character coding formats shall be supported:

- UTF-8, [30];
- UCS-2, [29].

NOTE: Since both SMIL and XHTML are XML based languages it would be possible to define a SMIL plus XHTML profile. In contrast to the presently defined SMIL Language Profile that only contain SMIL modules, such a profile would also contain XHTML modules. No combined SMIL and XHTML profile is specified for PSS. Rendering of such documents is out of the scope of the present document.

## 7.9 Timed text

PSS clients supporting timed text shall support [51]. Timed text may be transported over RTP or downloaded contained in 3GP files using Basic profile.

NOTE: A PSS client supporting timed text shall receive and parse 3GP files containing the text streams. This does not imply a requirement on PSS clients to be able to render other continuous media types contained in 3GP files, e.g. AMR and H.264, if such media types are included in a presentation together with timed text. Audio and video are instead streamed to the client using RTSP/RTP (see clause 6.2).

## 7.10 3GPP file format

3GP files [50] can be used by both PSS clients and PSS servers. The following profiles are used:

- Basic profile shall be supported by PSS clients if timed text is supported;
- Basic profile and Extended-presentation profile should be supported by PSS clients;
- Streaming server profile should be supported by PSS servers.

More details on the support of 3GPP file format and segments for Dynamic Adaptive Streaming over HTTP is specified in 3GPP TS 26.247 [112].

## 7.11 Timed graphics

PSS clients supporting timed graphics shall support 3GPP TS 26.430 [109].

---

# 8 Scene description

## 8.1 General

There are several options for scene description in PSS:

- SMIL presentation, where the SMIL file is provided on its own or included as a primary item in a 3GP file (Extended-presentation profile);
- DIMS, where DIMS is included as a track in a 3GP file (Basic profile) or as a primary item (possibly in combination with a track) in a 3GP file (Extended-presentation profile).

The usage of SMIL and DIMS in 3GP files is defined in [50]. For pure RTSP/RTP-based streaming and 3GP files containing continuous media only, no separate scene description is required.

## 8.2 Synchronised Multimedia Integration Language

The 3GPP PSS uses a subset of SMIL 2.0 [31] as format of the scene description. PSS clients and servers with support for scene descriptions shall support the 3GPP SMIL Language Profile defined in [52]. This profile is a subset of the SMIL 2.0 Language Profile, but a superset of the SMIL 2.0 Basic Language Profile. Document [52] also includes an informative Annex A that provides guidelines for SMIL content authors.

**NOTE:** The interpretation of this is not that all streaming sessions are required to use SMIL. For some types of sessions, e.g. consisting of one single continuous media or two media synchronised by using RTP timestamps, SMIL may not be needed.

## 8.3 Dynamic and Interactive Multimedia Scenes

The 3GPP PSS uses DIMS [98] as a format of the scene description. PSS clients and servers with support for scene description shall support DIMS Mobile Profile at level 10 [98].

---

# 9 3GPP file format (interchange format for MMS)

The 3GPP file format is defined in [50].

---

# 10 Adaptation of continuous media

## 10.1 General

The PSS includes a number of protocols and functionalities that can be utilized to allow the PSS session to adapt transmission and content rates to the available network resources. The goal of this is of course to achieve highest possible quality of experience for the end-user with the available resources, while maintaining interrupt-free playback of the media. This requires that the available network resources are estimated and that transmission rates are adapted to the available network link rates. This can prevent overflowing network buffers and thereby avoid packet losses. The

real-time properties of the transmitted media must be considered so that media does not arrive too late to be useful. This will require that media content rate is adapted to the transmission rate.

To avoid buffer overflows, resulting in that the client must discard useful data, while still allowing the server to deliver as much data as possible into the client buffer, a functionality for client buffer feedback is defined. This allows the server to closely monitor the buffering situation on the client side and to do what it is capable in order to avoid client buffer underflow. The client specifies how much buffer space the server can utilize and the minimum target level of protection the client perceives necessary to provide interrupt-free playback. Once this desired level of target protection is achieved, the server may utilize any resources beyond what is needed to maintain that protection level to increase the quality of the media or, the server may choose to leave the transmission rate alone and simply accrue additional time in the client buffer at the present rate. The server can also utilize the buffer feedback information to decide if the media quality needs to be lowered in order to avoid a buffer underflow and the resulting play-back interruption.

## 10.2 Bit-rate adaptation

The bit-rate adaptation for PSS is server centric in the meaning that transmission and content rate are controlled by the server. The server uses RTCP and RTSP as the basic information sources about the state of the client and network. This allows link-rate adaptation also when communicating with PSS clients of earlier releases, as long as they send RTCP receiver reports frequently enough.

### 10.2.1 Link-rate estimation

The actual algorithm providing the link-rate estimation is implementation specific. However, this chapter describes and gives rules for the different information sources that can be used for link-rate estimation.

#### 10.2.1.1 Initial values

A PSS client should inform the server the quality of service parameters for the used wireless link. The known parameters should be included in the RTSP "3GPP-Link-Char" header (chapter 5.3.2.1) in either the RTSP SETUP or PLAY request. This enables the server to set some basic assumption about the possible bit-rates and link response. If the client has initially reported these parameters and they are changed during the session the client shall update these parameters by including the "3GPP-Link-Char" header in a SET\_PARAMETER or OPTIONS request.

A PSS client should inform the server about initial bit-rate available over the link, if known. This reporting shall be done using the RTSP "Bandwidth" header in either the RTSP SETUP or PLAY request. The QoS negotiated guaranteed bit-rate is the best estimate for the bandwidth value.

#### 10.2.1.2 Regular information sources

The basic information source giving regular reports useful for bit-rate estimations is the RTCP receiver reports as defined by [9]. The RTCP reporting interval is dependent on the RTP profile in use, the bit-rate assigned to RTCP, the average size of RTCP packets, and the number of reporting entities. Most of these parameters can be set or affected by the PSS server through signalling. This allows the server to configure the reporting interval to a desirable working point. See chapter 5.3.3.1 for specification on how the RTCP bandwidth is signalled by the server.

In most PSS RTP sessions the server and the client only have one SSRC each, thus providing the highest possible reporting rate. However some scenarios could result in that the number of used SSRC is larger, thereby possibly lowering the effective reporting interval for client, server or both.

The average size of the RTCP packets cannot be tightly controlled, but a loose control is possible by controlling which RTCP packet types that are used. This will depend on which of the below-listed RTCP extensions are in use.

The PSS server can signal the PSS client in SDP, to request that "Loss RLE Report Block" in RTCP XR (section 6.2.3) are used to report packet loss vectors.

### 10.2.2 Transmission adaptation

The transmission adaptation is implementation dependent. The 3GPP file format server extensions [50] provide a server the possibility to store alternative encodings useful for stream switching.

A server doing transmission rate adaptation through content rate adaptation shall still deliver content according to the SDP description of the media streams, e.g. a video stream delivered after content rate adaptation must still belong to the SDP announced profile and be consistent with any configuration. This will either put restrictions on the possible alternatives or require declaration of several RTP payload types or media encodings that might not be used.

### 10.2.3 Signalling for client buffer feedback

The client buffer feedback signalling functionality should be supported by PSS clients and PSS servers. For PSS clients and servers that support the client buffer feedback signalling functionality, the following parts shall be implemented:

- SDP service support, as described in clause 5.3.3.5.
- The size (in bytes) of the buffer the client provides for rate adaptation. It is signalled to the server through RTSP, as described in clause 5.3.2.2
- The target buffer protection time (in milliseconds). It is signalled to the server through RTSP, as described in clause 5.3.2.2.
- The client buffer status feedback information, including free buffer space, next ADU to be decoded and playout delay. It is signalled to the server via RTCP, as described in clause 6.2.3.2.

If a PSS server supports client buffer feedback, it shall include the attribute "3GPP-Adaptation-Support" in the SDP, as described in clause 5.3.3.5. If a PSS client supports client buffer feedback, upon reception of an SDP containing the "3GPP-Adaptation-Support" attribute, it shall include the "3GPP-Adaptation" header in the SETUP for each individual media. Furthermore, upon reception of a successful SETUP response (including "3GPP-Adaptation" header), the PSS client shall send NADU APP packets according to clause 5.3.3.5 and 6.2.3.2.

The "3GPP-Adaptation" header may be included in PLAY, OPTIONS and SET\_PARAMETER requests in order to update the target buffer protection time value during a session. However, the target-protection-time is intended to be stable for the entire session with the server there are very few reasons for a client to modify the target buffer protection time once a session is established. The buffer size value shall not be modified during a session.

With the total buffer size, and the reported amount of free buffer space, the server can avoid overflowing the buffer. A server should assume that any sent RTP packet will consume receiver buffer space equal to the complete RTP packet size. For interleaved or aggregated media, the actual buffer space consumption may be slightly larger if buffering is done in the ADU domain. This is because each ADU may save metadata corresponding to the RTP header and payload fields, like timestamp and decoding sequence numbers individually. This should only be a problem if a server tries to fill exactly to the last free memory block.

The server can determine the time to underflow by calculating the amount of media time present in the buffer. This is done using the next ADU numbers, the highest received sequence number, and the playout delay, combined with the server's view of the sent ADUs and their decoding order and playout time. The information about the ADUs for 3GP files that are produced according to the streaming-server profile can be read from the "3gau" box [50]. It is also possible to derive some of the information about the ADUs from the media track, or hint-track, or the actual RTP packets.

A client needs to choose the target-time and the point on the playout timeline from which it will measure PlayoutDelay such that it will never re-buffer when the target-time is fulfilled. A client should typically begin rebuffering only when it has reached 0 ms buffered data. Once rebuffering has begun, the client should resume playback when the target-time has been fulfilled for all synchronized media streams.

The level of protection needed against transmission rate variations over a wireless network can be substantial (throughput variation because of network load, radio conditions, several seconds of interruption because of handovers, possible extra buffering to perform retransmission). In order to minimise the initial buffering delay, the client may choose an initial buffering that is less than the required buffering it has determined would be satisfactory. The client needs to take into account, however, that it may be unsafe to begin playback prior to fulfilling its target time. For this reason, the target buffer protection time indicates the amount of playable media (in time), which the client perceives necessary to have in its buffer. Therefore a server should not perform content adaptation towards higher content rates until the given target time of media units is available in the buffer.

It is important to note that target-protection-time is intended only to guide the server in its attempts to sustain or improve the quality of the media. There are many situations in which the target-protection time may not be respected by the server which will actually result in better media quality for the client (e.g. when the client sends a target-protection-time smaller than the perceived jitter or when the client sends a target-protection-time that is close to or exceeds the



client buffer maximum). The only requirement the target-time places on the server is that the server shall not attempt to upshift prior to attaining the target-time.

Furthermore, while it is possible for the client to modify the target protection time in the 3GPP adaptation header with each RTSP request that is sent to the server, the target protection time is intended to be a stable value for the entire session with the server and should only be modified in circumstances where the client has a more accurate understanding of network and transmission jitter and the efficiency of its ability to process the network buffer. In these circumstances, adjusting the target time up could prevent buffer low points which will cause rebuffering or, adjusting the target time down could provide more head room to allow the server to adapt to the most appropriate rate.

### 10.3 Issues with deriving adaptation information (informative)

This clause attempts to provide some insight into the functions and issues that exist in deriving client's buffer status in the server. The issues and the complexity of the functions depend on the media format, but can be characterised by media properties, in particular how much flexibility the media formats allows in transmission, decoding, and playout order. As there are three orderings of encoded media data that are possible, there are two re-orderings:

- a) Data may be interleaved (i.e. the transmission order of data differs from the decoding order), and it must be de-interleaved before passing to the decoder.
- b) There are forward references in the encoding, e.g. in a video stream, then those references are decoded 'early' (out of order) compared to playout order. Thus, the playout order in this case differs from the decode order.

In buffer management, we are trying to ensure

1. that the client's receiver buffer does not get over-filled (this is over-run);
2. that data does not arrive at an operation point after its need. Specifically, this means that ADUs should not be placed into the final playout queue with a timestamp that has already been passed in playout (this is under-run).

The parameters supplied enable a server to deduce at least this much. The server can always protect against buffer over-run by respecting the 'free space' that is periodically signalled by the client. This free-space is totalled over all data held before the decoder (decoder and de-interleave buffers). If the server desires more visibility, it can inspect the ADU that has been reported as 'next to decode'. If there has been no interleaving, the client holds all data between that ADU and the highest sequence number received, and will probably hold up to the last packet the server has sent. If interleaving is used, then there may have been ADUs that were sent after the reported ADU, but which passed out of both the de-interleaving and decoder buffers before that ADU. The server would have to analyze the de-interleaving process to work out which ADUs these are. The hint-track extension "3gau" to the 3GP file format [50] provides extended information about both the decoding and playout order in relation to transmission order of the ADUs. This extension does also provide the size of the ADUs to the server.

Protection against under-run is more subtle. It is in general not possible for the client to know which ADUs that are yet to be decoded (or yet to be received) that have earlier timestamps than ADUs already received and decoded. Therefore the client does not in fact know what is the 'latest playable timestamp', up to which it has received all the ADUs in the sequence to that time.

If the server does not adapt its transmission bit-rate and the transmission path has sufficient bit-rate, the parameters supplied at stream setup (such as the initial buffering delay) are sufficient to protect against under-run. The simple generalization of this is that if the server calculates its average bit-rate since starting the stream, and ensures that the average never falls below the bit-rate that would have been used without rate adaptation, it must be safe. Put in another way, the server may send a packet earlier than it would without rate-adaptation, but it might not be safe to send it later.

A more subtle analysis uses the reported information about the next-to-be-decoded ADU: the sequence number of the packet that contained it, the ADU number within that packet, and the offset (playout delay) of its timestamp (playback time) from the current playback time. Given the first pair of numbers, the server can find the ADU and therefore its timestamp. By subtracting the reported play-out delay from this timestamp, the server can now estimate the current playback time. It can find the earliest timestamp in the ADUs it has yet to transmit, and it can also examine the data that has been sent that will still be in the de-interleaving buffer, for the earliest timestamp still held in the client's de-interleaving buffer. If the earlier of these two timestamps is at, or close to, the current play time, the client has, or is about to, under-run.

Consider now the following cases, in increasing order of complexity:

1. simple data that is neither interleaved nor re-ordered for display (e.g. AMR without interleave, AAC, H.264).
2. data that is interleaved, but not re-ordered (e.g. AMR with interleave).
3. data that is re-ordered, but not interleaved (AVC without interleave).
4. data that is both interleaved and re-ordered (AVC with interleave).

Consider now over-run and under-run protection for these streams. In all cases, the free-space can be used to protect against over-run, and the maintenance of the average rate at or above the static rate protects against under-run.

1. By subtracting the reported free-space from the overall buffer size (reported in stream setup) the buffered data can be calculated. If this is nearly exhausted, the buffer is about to under-run. However for codecs with variable bit-rate encoding, the buffered space may represent different amounts of playout time. In these cases the playout time present in the yet to be decoded part of the buffer can easily be calculated as the RTP timestamp difference between the latest ADU received by the client as reported implicitly by Highest Received Sequence number and the ADU reported by NADU.
2. The server can estimate the playback time as above. However to perform the calculation of the playout time of the buffer before the decoding, the server may need to maintain a list of the ADUs in the decoding order, rather than in transmission order. Also the data present in the de-interleaving buffer is not complete and would have holes in it and should not be considered to be playable. The server can determine, by looking at the decoding order of the different ADUs present in the transmitted packets, how far the client is expected to have a receiver buffer without holes, due to not yet transmitted packets.
3. In this case it may be fairly complicated to estimate the actual playout time of the un-decoded media. The reason is that the present RTP timestamp associated with the ADUs may fluctuate widely in ADUs consecutive in both transmission and decoding order, due to the early decoding of referenced ADUs. Therefore to perform an accurate estimation the server needs to make special consideration of any ADU with early decoding so that it does not skew the measurement. Note that for AVC bitstreams, a bound of the difference between presentation order and decoding order is given by the bitstream restriction parameter `num_reorder_frames`.
4. As 3 above, but with the further consideration of needing to perform any investigation in decoding order and consider the holes of the de-interleaving buffer.

---

## 11 Quality of Experience

### 11.1 General

The PSS Quality of Experience (QoE) metrics feature is optional for both PSS servers and clients, and shall not disturb the PSS service. A PSS server that supports the QoE metrics feature shall signal the activation and gathering of client QoE metrics when desired. QoE metrics can also be activated by a default setting via OMA-DM. A 3GPP PSS client supporting the feature shall perform the quality measurements in accordance to the measurement definitions, aggregate them into client QoE metrics and report the metrics to a server, which may or may not be the PSS server. The way the QoE metrics are processed and made available is out of the scope of this specification.

### 11.2 QoE metrics

#### 11.2.0 General

The following metrics shall be derived by the PSS client implementing QoE. All the metrics defined below are only applicable to at least one of audio, video, speech and timed text media types, and are not applicable to other media types such as synthetic audio, still images, bitmap graphics, vector graphics, and text. Any unknown metrics shall be ignored by the client and not included in any QoE report. Among the QoE metrics, corruption duration, successive loss of RTP packets, frame-rate deviation and jitter duration are of media level, whereas content switch time, initial buffering duration and rebuffering duration are of session level.

The measurement period for the metrics is the period over which a set of metrics is calculated. The maximum value of the measurement period is negotiated via the QoE protocol as in clause 11.3. The measurement period shall not

include any voluntary event that impacts the actual play, such as pause or rewind, or any buffering or freezes/gaps caused by them.

In the case of guaranteed delivery transports, such as HTTP as used in progressive download or HTTP-based streaming, metrics relating to loss or corruption (such as "Corruption duration", "Successive loss of RTP packets" and "Jitter duration") are not relevant and should be omitted from the report or report that no corruption has occurred.

## 11.2.1 Corruption duration metric

### 11.2.1.1 Default reporting format

Corruption duration, *M*, is the time period from the NPT time of the last good frame before the corruption (since the NPT time for the first corrupted frame cannot always be determined) or the start of the measurement period (whichever is later), to the NPT time of the first subsequent good frame or the end of the measurement period (whichever is sooner). A corrupted frame is either an entirely lost frame, or a media frame that has quality degradation and the decoded frame is not the same as in error-free decoding. A good frame is a "completely received" frame *X* that

- either is a refresh frame (does not reference any previously decoded frames and where none of the subsequently decoded frames reference any frames decoded prior to *X*);
- or only references previously decoded "good frames".

"Completely received" means that all the bits are received and no bit error has occurred.

Corruption duration, *M*, in milliseconds can be calculated according to the derivation of good frames as below:

- a) A good frame can be derived by the client using the codec layer, in which case the codec layer signals the decoding of a good frame to the client. A good frame could also be derived by error tracking methods, but decoding quality evaluation methods shall not be used. An error tracking method may derive that a frame is a good frame even when it references previously decoded corrupted frames, as long as all the referenced pixels for generating the prediction signal were correctly reconstructed when decoding the reference frames. A decoding quality evaluation method may derive that a frame is a good frame even one or more pixels of the frame have not been correctly reconstructed, as long as the decoding quality is considered by the method as acceptable. Such a frame is not a good frame according to the definition above, which shall be strictly followed.
- b) In the absence of information from the codec layer, a good frame is derived according to *N*, where *N* is optionally signalled from server to client and represents the maximum duration, in presentation time, between two subsequent refresh frames in milliseconds. After a corrupted frame, if all subsequent frames within *N* milliseconds in presentation time have been completely received, then the next frame is a good frame. If *N* is not signalled, then it defaults to infinity (for video) or to one frame duration (for audio).

The optional parameter *D* is defined to indicate which of options a) and b) is in use. *D* is signalled from the client to the server. When *D* is equal to "a", option a) shall be in use, and the optional parameter *T* shall be present. When *D* is equal to "b", option b) shall be in use and the optional parameter *T* shall not be present.

The optional parameter *N* as defined in point b) is used with the "Corruption\_Duration" parameter in the "3GPP-QoE-Metrics" header. The optional parameter *T* is defined to indicate whether the client uses error tracking (when *T* is equal to "On") or not (when *T* is equal to "Off"). *T* is signalled from the client to the server.

The syntax for *D*, *N* and *T* to be included in the "Measure-Spec" (clause 5.3.2.3.1) is as follows:

*D* = "D" "=" "a" / "b"

*N* = "N" "=" 1\*DIGIT

*T* = "T" "=" "On" / "Off"

The syntax for the "Metrics-Name Corruption\_Duration" for the QoE-Feedback header is as defined in clause 5.3.2.3.2

The absence of an event is reported using the space (SP).

For the "Metrics-Name Corruption\_Duration", the "Value" field in 5.3.2.3.2 indicates the corruption duration. The unit of this metric is expressed in milliseconds. There is the possibility that corruption occurs more than once during a measurement period. In that case the value can occur more than once indicating the number of corruption events.

The value of "Timestamp" is equal to the NPT time of the last good frame inside the measurement period, in playback order, before the occurrence of the corruption, relative to the starting time of the measurement period. If there is no good frame inside the measurement period and before the corruption, the timestamp is set to the starting time of the measurement period.

### 11.2.1.2 XML reporting format

The semantics for calculating corruption duration and corresponding parameters are specified in section 11.2.1.1.

All the occurred corruption durations within each resolution period are summed and stored in the vector *TotalCorruptionDuration*. The unit of this metric is expressed in milliseconds. Within each resolution period the number of individual corruption events are summed up and stored in the vector *NumberOfCorruptionEvents*. These two vectors are then reported by the PSS client as Metric-Name "TotalCorruptionDuration" and "NumberOfCorruptionEvents" respectively. The use of error tracking is reported by setting the parameter *t* to "True" or "False". The method of corruption duration calculation, a or b, is signalled in the parameter *d* with the values "a" and "b" respectively.

## 11.2.2 Rebuffering duration metric

### 11.2.2.1 Default reporting format

Rebuffering is defined as any stall in playback time due to any involuntary event at the client side.

The syntax for the 'Metrics-Name Rebuffering\_Duration' for the QoE-Feedback header is as defined in clause 5.3.2.3.2.

The absence of an event is reported using the space (SP).

For the "Metrics-Name Rebuffering\_Duration", the "Value" field in 5.3.2.3.2 indicates the rebuffering duration. The unit of this metrics is expressed in seconds, and can be a fractional value. There is the possibility that rebuffering occurs more than once during a measurement period. In that case the metrics value can occur more than once indicating the number of rebuffering events.

The optional "Timestamp" indicates the time when the rebuffering has occurred since the beginning of the measurement period. The value of the "Timestamp" is equal to the NPT time of the last played frame inside the measurement period and before the occurrence of the rebuffering. If there is no played frame inside the measurement period, the timestamp is set to the starting time of the measurement period.

### 11.2.2.2 XML reporting format

The semantics for calculating rebuffering duration are specified in section 11.2.2.1.

All the occurred rebuffering durations are summed up over each resolution period of the stream and stored in the vector *TotalRebufferingDuration*. The unit of this metrics is expressed in seconds, and can be a fractional value. The number of individual rebuffering events for each resolution period are summed up and stored in the vector *NumberOfRebufferingEvents*. These two vectors are then reported by the PSS client as Metric-Name "TotalRebufferingDuration" and "NumberOfRebufferingEvents" respectively.

## 11.2.3 Initial buffering duration metric

### 11.2.3.1 Default reporting format

Initial buffering duration is the time from receiving the first media packet until playing starts.

The syntax for the "Metrics-Name Initial\_Buffering\_Duration" for the QoE-Feedback header is as defined in clause 5.3.2.3.2 with the exception that "Timestamp" in "Measure" is undefined for this metric. If the measurement period is shorter than the "Initial\_Buffering\_Duration" then the client should send this parameter for each measurement period as long as it observes it. The "Value" field indicates the initial buffering duration occurring during the current measurement period, where the unit of this metrics is expressed in seconds, and can be a fractional value. There can be only one "Measure" and it can only take one "Value". The absence of an event can be reported using the space (SP). "Initial\_Buffering\_Duration" is a session level parameter.

For instance, if the measurement period is set to one second, and the total initial buffering duration is 2.4 seconds, then the three first initial buffering duration values reported will be 1 second, 1 second and 0.4 seconds.

### 11.2.3.2 XML reporting format

The XML reporting format is identical to the default reporting format.

## 11.2.4 Successive loss of RTP packets

### 11.2.4.1 Default reporting format

This parameter indicates the number of RTP packets lost in succession per media channel.

The syntax for the "Metrics-Name Successive\_Loss" for the QoE-Feedback header is as defined in clause 5.3.2.3.2.

The absence of an event can be reported using the space (SP).

For the "Metrics-Name Successive\_Loss", the "Value" field indicates the number of RTP packets lost in succession. The unit of this metric is expressed as an integer equal to or larger than 1. There is the possibility that successive loss occurs more than once during a measurement period. In that case the metrics value can occur more than once indicating the number of successive losses.

The optional "Timestamp" indicates the time when the succession of lost packets has occurred. The value of the "Timestamp" is equal to the NPT time of the last received RTP packet inside the measurement period, in playback order, before the occurrence of the succession of lost packets, relative to the starting time of the measurement period. If there is no received RTP packet inside the measurement period and before the succession of loss, the timestamp is set to the starting time of the measurement period.

If a full run length encoding of RTP losses with sequence number information is desired, RTCP XR [RFC 3611] Loss RLE Reporting Blocks should be used instead of the successive loss metric.

### 11.2.4.2 XML reporting format

The semantics for calculating successively lost RTP packets is specified in section 11.2.4.1.

All the number of successively lost RTP packets are summed up over each resolution period of the stream and stored in the vector *TotalNumberOfSuccessivePacketLoss*. The unit of this metric is expressed as an integer equal to or larger than 0. The number of individual successive packet loss events over each resolution period are summed up and stored in the vector *NumberOfSuccessiveLossEvents*. The number of received packets is also summed up over each resolution period and stored in the vector *NumberOfReceivedPackets*. These three vectors are reported by the PSS client as as Metric-Name "TotalNumberOfSuccessivePacketLoss", "NumberOfSuccessiveLossEvents" and "NumberOfReceivedPackets" respectively.

## 11.2.5 Frame rate deviation

### 11.2.5.1 Default reporting format

Frame rate deviation indicates the playback frame rate information. Frame rate deviation happens when the actual playback frame rate during a measurement period is deviated from a pre-defined value.

The actual playback frame rate is equal to the number of frames played during the measurement period divided by the time duration, in seconds, of the measurement period.

The parameter FR that denotes the pre-defined frame rate value is used with the "Framerate\_Deviation" parameter in the "3GPP-QoE-Metrics" header. The value of FR shall be set by the server. The syntax for FR to be included in the "Measure-Spec" (clause 5.3.2.3.1) is as follows:

FR = "FR" "=" 1\*DIGIT "." 1\*DIGIT

The syntax for the Metrics-Name "Framerate\_Deviation" for the QoE-Feedback header is as defined in clause 5.3.2.3.2 with the exception that "Timestamp" in "Measure" is undefined for this metric. The absence of an event can be reported using the space (SP).

For the Metrics-Name "Framerate\_Deviation", "Value" field indicates the frame rate deviation value that is equal to the pre-defined frame rate minus the actual playback frame rate. This metric is expressed in frames per second, and can be a fractional value, and can be negative. The metric value can occur only once for this metric.

### 11.2.5.2 XML reporting format

In the XML reporting format the frame rate is reported instead of the frame rate deviation. The metric "Framerate" indicates the average actual playback frame rate used during each resolution period. It is expressed in frames per second, and can be a fractional value. The average frame rate for each resolution period is stored in the vector *Framerate* and the vector is reported by the PSS client as Metric-Name "FrameRate".

## 11.2.6 Jitter duration

### 11.2.6.1 Default reporting format

Jitter happens when the absolute difference between the actual playback time and the expected playback time is larger than a pre-defined value, which is 100 milliseconds. The expected time of a frame is equal to the actual playback time of the last played frame plus the difference between the NPT time of the frame and the NPT time of the last played frame.

The syntax for the Metrics-Name "Jitter\_Duration" for the QoE-Feedback header is as defined in clause 5.3.2.3.2.

The absence of an event can be reported using the space (SP).

For the Metrics-Name "Jitter\_Duration", the "Value" field in 5.3.2.3.2 indicates the time duration of the playback jitter. The unit of this metrics is expressed in seconds, and can be a fractional value. There is the possibility that jitter occurs more than once during a measurement period. In that case the metric value can occur more than once indicating the number of jitter events.

The optional "Timestamp" field indicates the time when the jitter has occurred since the beginning of the measurement period. The value of the "Timestamp" is equal to the NPT time of the first played frame in the playback jitter, relative to the starting time of the measurement period.

### 11.2.6.2 XML reporting format

The semantics for calculating jitter duration is specified in section 11.2.6.1.

All the Jitter\_Durations are summed up over each resolution period and stored in the vector *TotalJitterDuration*. The number of individual events over the resolution duration are summed up and stored in the vector *NumberOfJitterEvents*. These two vectors are then reported by the PSS client as Metric-Name "TotalJitterDuration" and "NumberOfJitterEvents" respectively.

## 11.2.7 Content Switch Time

### 11.2.7.1 Default reporting format

Fast content switching is defined in section 5.5 and allows for improving the switch time between different content accessible via the same RTSP server. Content switch time has a significant impact on the quality of experience for the user.

The content switch time is the time that elapses between the initiation of the content switch by the user and up to the time of reception of the first media packet from the new content or media stream.

The syntax for the metric 'Content\_Switch\_Time' for the QoE Feedback header is defined in clause 5.3.2.3.2.

The absence of a content switch event or the impossibility to determine the duration of a content switch can be reported using the space (SP).

For the metric name 'Content\_Switch\_Time', the 'Value' field in 5.3.2.3.2 indicates the content switch time as defined above. The unit of this metric is expressed in milliseconds.

In case several content switch events have occurred during the measurement period, a list of values is reported each relating to the corresponding old content or media URL.

The optional 'Timestamp' field indicates the time when the content switch event was triggered by the user. The value of the 'Timestamp' is equal to the NPT time of the old content that corresponds to the content switch triggering time.

### 11.2.7.2 XML reporting format

The semantics for calculating Content\_Switch\_Time is specified in section 11.2.7.1.

All the Content\_Switch\_Times are summed up over each resolution period and stored in the vector *TotalContentSwitchTime*. The number of individual events over the resolution duration are summed up and stored in the vector *NumberOfContentSwitchEvents*. These two vectors are then reported by the PSS client as Metric-Name "TotalContentSwitchTime" and "NumberOfContentSwitchEvents" respectively.

## 11.2.8 Average Codec Bitrate

### 11.2.8.1 Default reporting format

The average codec bitrate is the bitrate used for coding 'active' media information during the measurement resolution period.

For audio media 'active' information is defined by frames containing audio. If the audio codec uses silence frames (SID-frames), these frames are not counted as "active", and the SID-frames and the corresponding DTX time periods are excluded from the calculation. Thus for audio media the average codec bitrate can be calculated as the number of audio bits received for 'active' frames, divided by the total time, in seconds, covered by these frames. The total time covered is calculated as the number of 'active' frames times the length of each audio frame.

For non-audio media the average codec bitrate is the total number of media bits played out during the measurement resolution period, divided by the length of the playout period. The playout period length is normally equal to the length of the measurement resolution period, but if rebuffering occurs the playout period will be shorter (i.e. any rebuffering time shall be ignored when calculating the codec bitrate).

The syntax for the metric "Average\_Codec\_Bitrate" is defined in sub-clause 5.3.2.3.2.

For the metric name 'Average\_Codec\_Bitrate', the 'Value' field in 5.3.2.3.2 indicates the codec bitrate as defined above. The unit of this metrics is expressed in kbit/s and can be a fractional value.

### 11.2.8.2 XML reporting format

The semantics for calculating average codec bitrate is specified in section 11.2.8.1.

The average codec bitrate value for each measurement resolution period shall be stored in the vector *AverageCodecBitrate*. The unit of this metrics is expressed in kbit/s and can be a fractional value. The vector is then reported by the PSS client as Metric-Name "AverageCodecBitrate".

## 11.2.9 Codec Information

### 11.2.9.1 Default reporting format

The codec information metrics contain details of the media codec used during the measurement period. The unit of this metric is a string value. No "white space" characters are allowed in the string values, and shall be removed if necessary.

For audio media the codec information contains the audio codec type, represented as in an SDP offer, for instance "AMR-WB/16000/1".

For video media, the codec information contains the video codec type, represented as in an SDP offer, for instance 'H263-2000/90000'. Furthermore, the video profile and level used, as well as the image size used shall be reported. For

instance "profile=0;level=45" for the profile and level information and '176x144' for the image size. In some cases the profile and level is reported together, for instance "profile-level-id=42e00a". Note that the image size reported for each measurement resolution period shall be the one actually used, not the maximum size allowed by the SDP negotiation.

For timed text media, the codec information contains the text encoding, represented as in an SDP offer, for instance "3gpp-tt/1000".

The syntax for the metric "CodecInfo", 'CodecProfileLevel' and 'CodecImageSize' are defined in sub-clause 5.3.2.3.2.

There is the possibility that the codec information is changed during the measurement period. In that case the metrics can occur more than once indicating the codecs used.

The optional "Timestamp" field indicates the time when codec changes have occurred, relative to the beginning of the measurement period.

### 11.2.9.2 XML reporting format

The semantics for generating codec information, profile/level and codec image size is specified in section 11.2.9.1.

The codec information, profile/level and codec image size value for each measurement resolution period shall be stored in the vectors *CodecInfo*, *CodecProfileLevel* and *CodecImageSize* respectively. If the metric values in these vectors for a measurement resolution period are unchanged from the previous values in the respective vector, it is allowed to put the value '=' in the vector to indicate this. These three vectors are reported by the PSS client as as Metric-Name "CodecInfo", "CodecProfileLevel" and "CodecImageSize" respectively.

## 11.2.10 Buffer Status

### 11.2.10.1 Default reporting format

The buffer depth is the number of seconds of future media which resides in the buffer. It is calculated as the difference between the latest playout time of the media units in the buffer minus the current playout time. If the calculation result is negative, the buffer depth shall be set to zero. The buffer depth metric shall be calculated close to the end of each measurement period.

The unit of the metric *bufferDepth* is in seconds and can be a fractional value. If the length of the media is known, and if all remaining media already is buffered, then the boolean metric *allContentBuffered* shall be set to true.

The syntax for the metric "bufferDepth" and "allContentBuffered" is defined in sub-clause 5.3.2.3.2.

### 11.2.10.2 XML reporting format

The semantics for calculating buffer depth is specified in section 11.2.10.1.

The buffer depth close to the end of each measurement period shall be stored in the vector *bufferDepth*. The vector and the *allContentBuffered* status is then reported at the end of each reporting period.

## 11.3 The QoE protocol for RTSP based reporting

### 11.3.1 General

PSS clients and servers supporting QoE Metrics for RTSP streaming shall support the QoE protocol described below.

The RTSP and SDP based protocol extensions (see clauses 5.3.2.3 and 5.3.3.6) are used for transport and negotiation of the QoE metrics between the PSS client and the PSS server. As an alternative, OMA-DM and HTTP can also be used for QoE configuration and reporting (see clauses 5.3.3.8 and 5.3.2.3.3).

The QoE metrics negotiation starts with the response to the DESCRIBE request, if the metrics information is embedded in the SDP data (as described in example 1 in clause 11.3.2). For the case of locally stored SDP which contains QoE-Metrics attribute, the negotiation starts with client's SETUP request. If the PSS client supports QoE metrics, then it shall send a SETUP request containing the selected (i.e. accepted by client)/modified (for re-negotiation) QoE metrics



for either session level, or the media level, which is being set-up. Such a SETUP request is shown in example 2 in clause 11.3.3.

Upon receiving this SETUP request, the server shall return the RTSP Response with the "accepted" QoE metrics (i.e. metrics and metrics values which are identical to the ones in the client's request and accepted by the server) and the "re-negotiation" QoE metrics (i.e. metrics and metrics values which are not identical to the ones in the client's request and modified for re-negotiation by the server). The echoing of the "accepted" QoE metrics is for re-acknowledging the client. The server may also reject the changes made by the client, i.e. reject the "re-negotiation" QoE metrics. If the server rejects the changes, it shall either set new values or resend the modified metrics back to the client, or it shall ignore the "re-negotiation" metrics and not re-acknowledge them. Any QoE metric that has been acknowledged as "accepted" by the server shall not be re-negotiated, i.e., it shall not be resent in the "3GPP-QoE-Metrics" header in the next RTSP request and shall not be re-acknowledged in the next RTSP response.

If the server does not approve the modifications done by the client, they should continue to re-negotiate. However, negotiations shall not exceed 4 round trips, in order to bound the negotiation process. It must be noted that each time the "QoE-Metrics" header field is sent in an RTSP request, it shall also be present in the response corresponding to that particular request. Otherwise, the receiver of the response shall assume that the other end does NOT support QoE metrics.

If there is no DESCRIBE – RTSP Response pair sending at the beginning of the RTSP signalling (see Figure 11.2), it means that the SDP description is received by other means. If such an SDP contains the "3GPP-QoE-Metrics" attribute, the negotiation happens in the same way as it is described above, i.e. starts with SETUP request containing "3GPP-QoE-Metrics" header. If the SDP does not contain the "3GPP-QoE-Metrics" attribute and the server would still like to check whether the client supports QoE Protocol or not, the server shall include the "3GPP-QoE-Metrics" header containing the initial QoE metrics in the SETUP response. If the PSS client sends the QoE metrics information in the next request (indicating that it supports QoE Protocol), the negotiation shall continue until the mutual agreement is reached or the negotiation limit is reached. If pipelined startup is not in use and the client does not send QoE metrics information in the next request to SETUP response, then the server shall assume that the client does not support QoE metrics. In case pipelined startup is in use, the server may initiate QoE negotiation but it should not expect an answer from the PSS client.

In case of switching without the SDP, the PSS client shall assume that the same QoE metrics as negotiated for the old stream will be used for the new stream. In the PLAY response, the server includes the '3GPP-QoE-Metrics' header to acknowledge the QoE metric mapping to the new media streams or to change them.

During fast content switching with SDP, the client shall indicate the QoE metrics to be used for the new content using the '3GPP-QoE-Metrics' header. The client should use the already negotiated parameters as much as possible to avoid further negotiations. The server shall either acknowledge the proposed QoE metrics or continue negotiation beyond the PLAY response message. It is possible to turn off the metrics during a streaming session. In clause 11.3 an example of messages, where the metrics are set to "Off" is given. The metrics can be set to "Off" at session level or at media level. The request url indicates what level is used. If no url is used, then 'Off' applies to session level. The server should use OPTIONS (with Session ID) or SET\_PARAMETER RTSP methods to turn off the QoE feedback.

A client should not send QoE feedback during RTSP ready state. After the ready state is ended (i.e., RTSP state=playing), the periodic feedback and normal operations continue. This reduces the network load in the uplink and downlink directions, and the processing overhead for the PSS client. When an RTSP PLAY request is sent by the PSS client after a PAUSE, the clock for the measurement period (based on the defined "Sending Rate") shall be reset.

If there are multiple non-aggregated sessions, i.e. each media delivery is initiated by a different PLAY request, the QoE metrics are negotiated and reported for each session separately.

All the QoE Metrics in the following examples are fictitious. Clause 11.2 defines the actual QoE Metrics.

## 11.3.2 Metrics initiation with SDP

QoE metrics initiation with SDP shall be done according to clause 5.3.3.6.

This following example shows the syntax of the SDP attribute for QoE metrics. The session level QoE metrics description (Initial buffering duration and rebufferings) are to be monitored and reported only once at the end of the session. Also video specific description of metrics (corruptions and decoded bytes) is to be monitored and reported every 15 seconds from the beginning of the stream until the time 40s. Finally, audio specific description of metrics (corruptions) is to be monitored and reported every 20 seconds from the beginning until the end of the stream.

EXAMPLE 1:

```

S->C RTSP/1.0 200 OK
Cseq: 1
Content-Type: application/sdp
Content-Base: rtsp://example.com/foo/bar/baz.3gp/
Content-Length: 800
Server: PSSR7 Server

v=0
o=- 3268077682 433392265 IN IP4 63.108.142.6
s=QoE Enables Session Description Example
e=support@foo.com
c=IN IP4 0.0.0.0
t=0 0
a=range:npt=0-83.660000
a=3GPP-QoE-Metrics:metrics={Initial_Buffering_Duration|Rebuffering_Duration };rate=End
a=control:*
m=video 0 RTP/AVP 96
b=AS:397
a=3GPP-QoE-Metrics:metrics={Corruption_Duration|Decoded_Bytes };rate=15;range:npt=0-40
a=control:trackID=3
a=rtptime:96 H264/90000
a=range:npt=0-83.666000
a=fmtp:96profile-level-id=42c00c;sprop-parameter-sets= Z0LADJWgUH6Af1A=,aM46gA==
m=audio 0 RTP/AVP 98
b=AS:13
a=3GPP-QoE-Metrics:metrics={Corruption_Duration };rate=20
a=control:trackID=5
a=rtptime:98 AMR/8000
a=range:npt=0-83.660000
a=fmtp:98 octet-align=1
a=maxptime:200
    
```

### 11.3.3 Metrics initiation/termination with RTSP

QoE Metrics initiation with RTSP can be done according to clause 5.3.2.3.1

In the following example it is shown how to negotiate QoE metrics during RTSP session setup.

EXAMPLE 1 (QoE metrics negotiation):

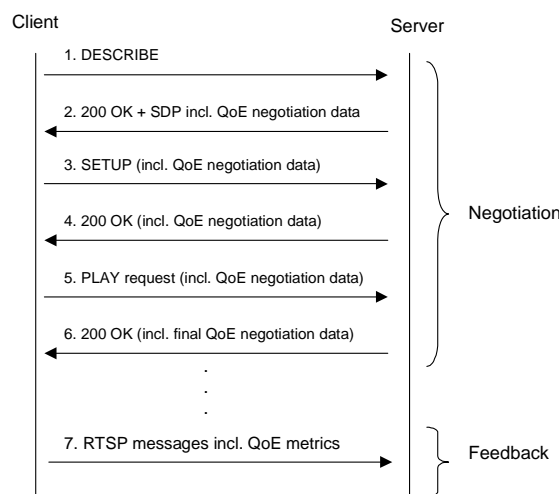


Figure 11.1: QoE metrics negotiation

```

C->S      SETUP rtsp://example.com/foo/bar/baz.3gp/trackID=3 RTSP/1.0
          Cseq: 2
          3GPP-QoE-Metrics:url='rtsp://example.com/foo/bar/baz.3gp/trackID=3';
          metrics={Corruption_Duration|Decoded_Bytes };rate=10; Range:npt=0-40,
          url='rtsp://example.com/foo/bar/baz.3gp';
          metrics={Initial_Buffering_Duration|Rebuffering_Duration };rate=End

```

In the above SETUP request, the client modifies the sending rate of the QoE metrics for the control URL 'rtsp://example.com/foo/bar/baz.3gp/trackID=3' from 15 to 10 (compared to the initial SDP description).

Assuming that the server acknowledged the changes, the server will send back a SETUP response as follows:

```

S->C      RTSP/1.0 200 OK
          Cseq: 2
          Session: 17903320
          Transport: RTP/AVP;unicast;client_port=7000-7001;server_port= 6970-6971
          3GPP-QoE-Metrics:url='rtsp://example.com/foo/bar/baz.3gp/trackID=3';
          metrics={Corruption_Duration|Decoded_Bytes };rate=10;Range:npt=0-40,
          url='rtsp://example.com/foo/bar/baz.3gp';
          metrics={Initial_Buffering_Duration|Rebuffering_Duration };rate=End

```

EXAMPLE 2 (QoE metrics negotiation – no DESCRIBE – 200/OK):

An example is shown in Figure 11.2 and can make use of the same RTSP header defined in clause 5.3.2.3.

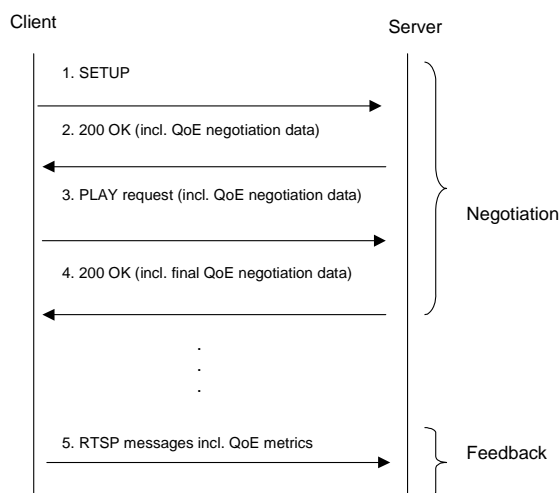


Figure 11.2: QoE metrics negotiation (no DESCRIBE-200/OK)

EXAMPLE 3 (QoE metrics negotiation – fast content switching with the SDP)

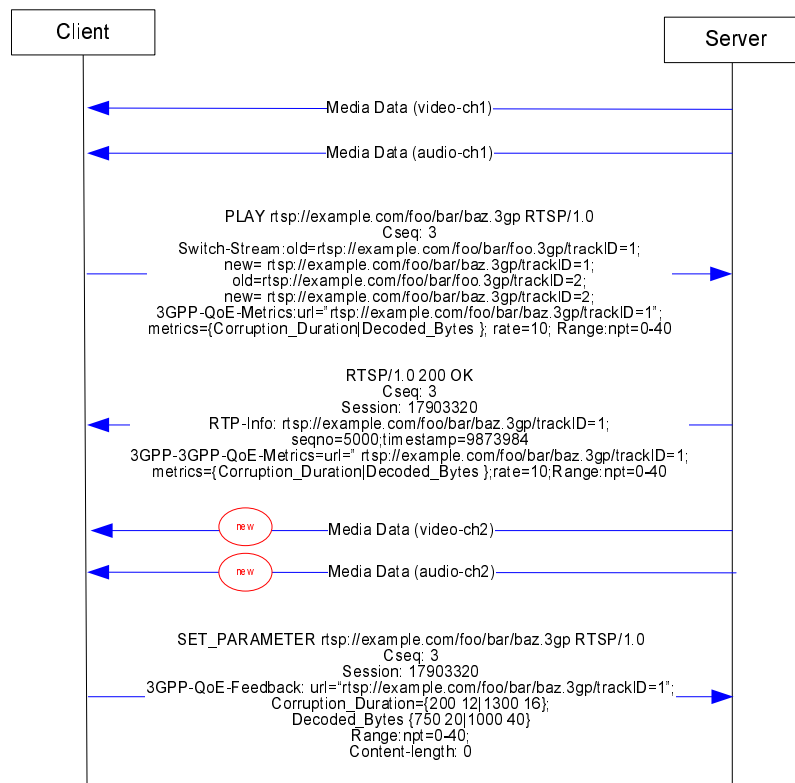


Figure 11.3: QoE metrics negotiation during content switch with SDP

```

C->S    PLAY rtsp://example.com/foo/bar/baz.3gp RTSP/1.0
        Cseq: 3
        Session: 17903320
        Switch-Stream:old='rtsp://example.com/foo/bar/foo.3gp/trackID=1';new='
rtsp://example.com/foo/bar/baz.3gp/trackID=1';
        old='rtsp://example.com/foo/bar/foo.3gp/trackID=2';new='
rtsp://example.com/foo/bar/baz.3gp/trackID=2';
        3GPP-QoE-Metrics:url='rtsp://example.com/foo/bar/baz.3gp/trackID=1';
        metrics={Corruption_Duration|Decoded_Bytes };rate=10; Range:npt=0-40
    
```

In the above PLAY request, the client reuses the already negotiated sending rate of the QoE metrics for the control URL 'rtsp://example.com/foo/bar/baz.3gp/trackID=1' (compared to the above indicated range in the SDP description, which is 15).

Assuming that the server acknowledged the changes, the server will send back a PLAY response as follows:

```

S->C    RTSP/1.0 200 OK
        Cseq: 3
        Session: 17903320
        RTP-Info: rtsp://example.com/foo/bar/baz.3gp/trackID=1;seq=5000;rtpime=9873984 3GPP-
3GPP-QoE-Metrics:url='rtsp://example.com/foo/bar/baz.3gp/trackID=1';
        metrics={Corruption_Duration|Decoded_Bytes };rate=10;Range:npt=0-40
    
```

EXAMPLE 4 (QoE metrics negotiation – fast content switching without the SDP)

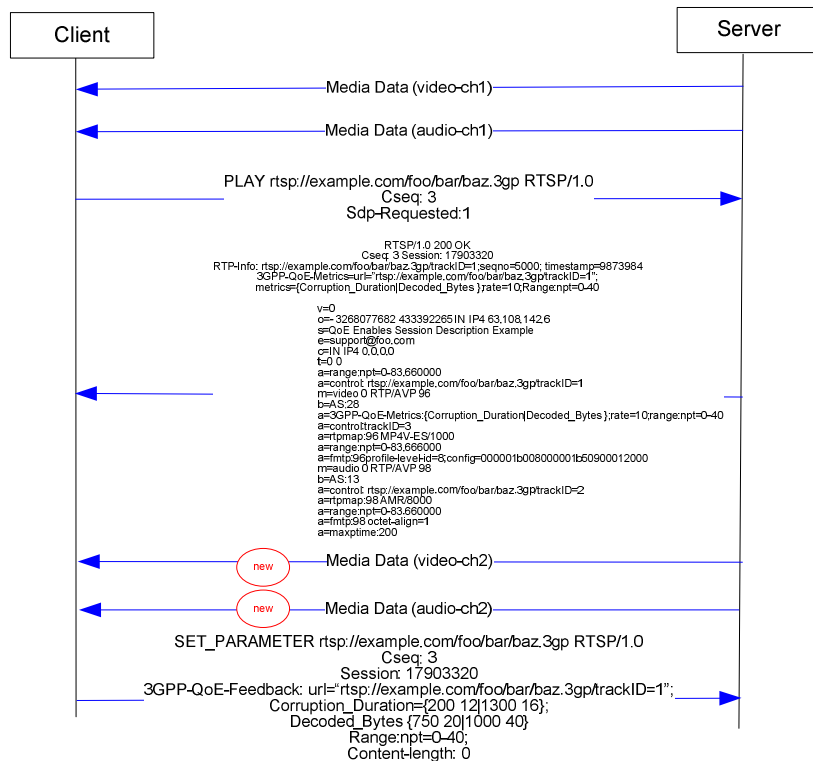


Figure 11.4: QoE metrics negotiation during content switch with SDP

C->S  
 PLAY rtsp://example.com/foo/bar/baz.3gp RTSP/1.0  
 Cseq: 3  
 Session: 17903320  
 SDp-Requested:1

In the above PLAY request, the client switches to new content without having the SDP. By consequence, the client does not have any information about the requested QoE parameters and cannot indicate those in the PLAY request.

In the case of a successful switch, the server indicates the QoE metrics in the SDP and in the 3GPP-QoE-Metrics header. The server reuses the already negotiated feedback period of 10 seconds.

S->C  
 RTSP/1.0 200 OK  
 Cseq: 3  
 Session: 17903320  
 RTP-Info: rtsp://example.com/foo/bar/baz.3gp/trackID=1;seq=5000;rtptime=9873984 3GPP-  
 3GPP-QoE-Metrics:url='rtsp://example.com/foo/bar/baz.3gp/trackID=1';  
 metrics={Corruption\_Duration|Decoded\_Bytes };rate=10;Range:npt=0-40

```

v=0
o=- 3268077682 433392265 IN IP4 63.108.142.6
s=QoE Enables Session Description Example
e=support@foo.com
c=IN IP4 0.0.0.0
t=0 0
a=range:npt=0-83.660000
a=control: rtsp://example.com/foo/bar/baz.3gp/trackID=1
m=video 0 RTP/AVP 96
b=AS:397
a=3GPP-QoE-Metrics:{Corruption_Duration|Decoded_Bytes };rate=10;range:npt=0-40
a=control:trackID=3
a=rtptime:96 H264/90000
a=range:npt=0-83.660000
a=fmtp:96profile-level-id=42c00c ;sprop-parameter-sets= Z0LADJWgUH6Af1A=,aM46gA==
m=audio 0 RTP/AVP 98
b=AS:13
a=control: rtsp://example.com/foo/bar/baz.3gp/trackID=2
a=rtptime:98 AMR/8000
a=range:npt=0-83.660000
a=fmtp:98 octet-align=1
a=maxptime:200

```

The client may further negotiate the offered QoE metrics using OPTIONS or SET\_PARAMETER methods.

EXAMPLE 4 (setting the metrics off):

In this example, the metrics are switched off at session level (for all media).

```

C->S, S->C    SET_PARAMETER rtsp://example.com/foo/bar/baz.3gp RTSP/1.0
               Cseq: 302
               Session: 17903320
               3GPP-QoE-Metrics: Off
               Content-length: 0

```

The response for setting the metrics off would be:

```

S->C, C->S    RTSP/1.0 200 OK
               Cseq: 302
               Session: 17903320
               3GPP-QoE-Metrics: Off

```

### 11.3.4 Sending the metrics feedback with RTSP

QoE Metric feedback with RTSP can be formatted and sent according to clause 5.3.2.3.2.

The following example shows that during the monitoring time 2 corruption periods have occurred. Each value indicates the duration (in milliseconds) of each corruption period.

EXAMPLE 5 (Feedback):

```

C->S          SET_PARAMETER rtsp://example.com/foo/bar/baz.3gp RTSP/1.0
               Cseq: 302
               Session: 17903320
               3GPP-QoE-Feedback:
               url='rtsp://example.com/foo/bar/baz.3gp/trackID=3';Corruption_Duration={200 1300}
               Content-length: 0

```

The following example shows that during the monitoring time 2 corruption periods have occurred. Each values couple indicates the duration (in milliseconds) of each corruption period and the timestamp of the corruption (for example, the first corruption occurred at second 12 and lasted 200 milliseconds).

EXAMPLE 6 (Feedback with timestamps and range):

```
C->S      SET_PARAMETER rtsp://example.com/foo/bar/baz.3gp RTSP/1.0
          Cseq: 302
          Session: 17903320
          3GPP-QoE-Feedback: url='rtsp://example.com/foo/bar/baz.3gp/trackID=1';
          Corruption_Duration={200 12|1300 16};Range:npt=10-20;Content_Switch_Time={ 1055 34498}
          Content-length: 0
```

In the following example there are no events to report.

EXAMPLE 7 (Feedback with no events):

```
C->S      SET_PARAMETER rtsp://example.com/foo/bar/baz.3gp RTSP/1.0
          Cseq: 302
          Session: 17903320
          3GPP-QoE-Feedback: url='rtsp://example.com/foo/bar/baz.3gp/trackID=3';Corruption_Duration={
          }
          Content-length: 0
```

---

## 12 Adaptive HTTP Streaming

Dynamic Adaptive Streaming over HTTP (3GP-DASH) is defined in 3GPP TS 26.247 [112].

---

## 13 Networked bookmark service

### 13.1 Introduction

Bookmarking allows a PSS client receiving a stream from a PSS server to mark a point in time in the streamed content. The bookmark is either stored at a bookmarking server that is accessible via HTTP or at the PSS server that is accessible via RTSP. At a later time this bookmark is retrieved from the server and can be used for PSS session establishment.

Bookmarking at a bookmarking server accessible via HTTP is described in sub-clause 13.2. Bookmarking at the PSS server accessible via RTSP is described in sub-clause 13.3.

A registration to the bookmarking service may be necessary. Procedures for registration and providing the address of the bookmarking server are out of scope of this specification. The bookmarking service UserID is allocated uniquely during this registration process.

The bookmark is an XML-document that is formatted according to the XML schema provided in Annex T. The MIME type of the bookmark shall be 'application/vnd.3gpp.bookmarking+xml'.

### 13.2 Bookmarking using HTTP

#### 13.2.1 Bookmark storage

After the user requests a bookmark, the PSS client sends a HTTP POST message together with the XML bookmark to the bookmarking server. The element 'BookmarkList' is used for bookmark storage. At least the attributes UserID, the ContentURI and time are set. A bookmark is by default private but may optionally be made public, in which case it is accessible by all PSS clients.

After parsing the XML document and storing the bookmark, the bookmarking server sends back an HTTP 200 OK to the PSS client using the element 'BookmarkListResponse'. The bookmarking server optionally sets the attribute BookmarkID identifying individual bookmarks.

### 13.2.2 Bookmark retrieval

For bookmark retrieval the PSS client sends an HTTP POST message together with the XML bookmark request to the bookmarking server. The element 'BookmarkRequest' is used for bookmark retrieval.

After parsing the XML document, the bookmarking server sends back an HTTP 200 OK to the PSS client using the element 'BookmarkResponse'. If the attributes ContentURI and BookmarkID are set, the bookmarking server sends back the individual bookmark identified by the BookmarkID. If only the attributes UserID and ContentURI are set, all private bookmarks belonging to the ContentURI are returned. If only the attribute UserID is set, all private bookmarks belonging to the UserID are returned. In order to retrieve public bookmarks the Privacy attribute should be set to Public. If only ContentURI is set, then all public bookmarks for the corresponding content are retrieved.

### 13.2.3 Bookmark deletion

For bookmark deletion the the PSS client sends a HTTP POST message together with the XML bookmark to the bookmarking server. The element 'BookmarkDeleteRequest' is used for bookmark deletion.

After parsing the XML document, deletion procedures are executed. If the attributes UserID, ContentURI and BookmarkID are set, the individual bookmark identified by the BookmarkID is deleted. If only the attributes UserID and ContentURI are set, all private bookmarks belonging to the ContentURI are deleted. If only the attribute UserID is set, all bookmarks belonging to the UserID are deleted.

After deletion, the bookmarking server sends back an HTTP 200 OK to the PSS client using the element 'BookmarkDeleteResponse'. The attribute BookmarkDeleted is set to true.

## 13.3 Bookmarking using RTSP

In case of bookmarking at the PSS server the RTSP method SET\_PARAMETER is used. The body of the SET\_PARAMETER requests and responses is formatted according to the XML Scheme defined in Annex T. The content type is set to 'application/vnd.3gpp.bookmarking+xml'.

A PSS server that does not support bookmarking, would reply with a 451 Parameter Not Understood. The PSS client that desires to use bookmarking with the PSS Server may check for support for the bookmarking feature in advance by including the '3gpp-bookmarking' feature tag as part of a 'Supported' header field (as defined in sub-clause 5.5.2.2.2) in any of the preceding RTSP requests.

For bookmark storage, retrieval and deletion the XML bookmarking document is formatted in the same way as described in sub-clause 13.2.



---

## Annex A (informative): Protocols

### A.1 SDP

This clause gives some background information on SDP for PSS clients.

Table A.1 provides an overview of the different SDP fields that can be identified in a SDP file. The order of SDP fields is mandated as specified in RFC 4566 [6].

Table A.1: Overview of fields in SDP for PSS clients

Type	Description		Requirement according to [6]	Requirement according to the present document
Session Description				
V	Protocol version		R	R
O	Owner/creator and session identifier		R	R
S	Session Name		R	R
I	Session information		O	O
U	URI of description		O	O
E	Email address		O	O
P	Phone number		O	O
C	Connection Information		R	R
B	Bandwidth information	AS	O	O
		RS	ND	O
		RR	ND	O
		TIAS	ND	O
One or more Time Descriptions (See below)				
Z	Time zone adjustments		O	O
K	Encryption key		O	O
A	Session attributes	control	O	R
		range	O	R
		alt-group	ND	O
		3GPP-QoE-Metrics	ND	O
		3GPP-Asset-Information	ND	O
		maxprate	ND	O
One or more Media Descriptions (See below)				
Time Description				
T	Time the session is active		R	R
R	Repeat times		O	O
Media Description				
M	Media name and transport address		R	R
I	Media title		O	O
C	Connection information		R	R
B	Bandwidth information	AS	O	R
		RS	ND	R
		RR	ND	R
		TIAS	ND	R
K	Encryption Key		O	O
A	Attribute Lines	control	O	R
		range	O	R
		fntp	O	R
		rtpmap	O	R
		X-predecbufsize	ND	O
		X-initpredecbufperiod	ND	O
		X-initpostdecbufperiod	ND	O
		X-decbyterate	ND	O
		3GPP-framepackingtype	ND	R (see note 7)
		framesize	ND	R (see note 5)
		alt	ND	O
		alt-default-id	ND	O
		3GPP-Adaptation-Support	ND	O
		3GPP-QoE-Metrics	ND	O
		3GPP-Asset-Information	ND	O
		rtcp-fb	O	O
maxprate	ND	R		

Note 1: R = Required, O = Optional, ND = Not Defined

Note 2: The "c" type is only required on the session level if not present on the media level.

Note 3: The "c" type is only required on the media level if not present on the session level.

Note 4: According to RFC 4566, either an 'e' or 'p' field must be present in the SDP description. On the other hand, both fields will be made optional in the future release of SDP. So, for the sake of robustness and maximum interoperability, either an 'e' or 'p' field shall be present during the server's SDP file creation, but the client should also be ready to receive SDP content containing neither 'e' nor 'p' fields.

Note 5: The "framesize" attribute is only required for H.263 streams.

Note 6: The 'range' attribute is required on either session or media level: it is a session-level attribute unless the presentation contains media streams of different durations. If a client receives 'range' on both levels, however, media level shall override session level.

Note 7: The '3GPP-framepackingtype' attribute is only required for frame-packed stereoscopic 3D video as described in Section 7.4.

The example below shows an SDP file that could be sent to a PSS client to initiate unicast streaming of a H.264 video sequence.

```
EXAMPLE 1: v=0
o=ghost 2890844526 2890842807 IN IP4 192.168.10.10
s=3GPP Unicast SDP Example
i=Example of Unicast SDP file
u=http://www.infoserver.com/ae600
e=ghost@mailserver.com
c=IN IP4 0.0.0.0
t=0 0
a=range:npt=0-45.678
m=video 1024 RTP/AVP 96
b=AS:1030
b=TIAS:1000000
a=maxprate:90
a=rtpmap:96 H264/90000
a=fmtp:96 packetization-mode=1; profile-level-id=64001e; \
    sprop-parameter-sets= Z2QAHpWQC0PaAfyQ,aOuOoA==
a=control:rtsp://mediaserver.com/movie.3gp/trackID=1
```

The following examples show some usage of the "alt" and the "alt-default-id" attributes (only the affected part of the SDP is shown):

```
EXAMPLE 2: m=audio 0 RTP/AVP 97
b=AS:12
b=TIAS:8500
a=maxprate:10
a=rtpmap:97 AMR/8000
a=control:trackID=1
a=fmtp:97 octet-align=1
a=range:npt=0-150.2
a=alt-default-id:1
a=alt:2:b=AS:16
a=alt:2:b=TIAS:12680
a=alt:2:a=control:trackID=2
```

The equivalent SDP for alternative 1 (default) is:

```
EXAMPLE 3: m=audio 0 RTP/AVP 97
b=AS:12
b=TIAS:8500
```

```

a=maxprate:10
a=rtpmap:97 AMR/8000
a=control:trackID=1
a=fmtp:97 octet-align=1
a=range:npt=0-150.2

```

Alternative 2 is based on the default alternative but replaces two lines, "b=AS" and "a=control". Hence, the equivalent SDP for alternative 2 is:

```

EXAMPLE 4:  m=audio 0 RTP/AVP 97
            b=AS:16
            b=TIAS:12680
            a=maxprate:10
            a=rtpmap:97 AMR/8000
            a=control:trackID=2
            a=fmtp:97 octet-align=1
            a=range:npt=0-150.2

```

Below is an example on the usage of the "alt-group" attribute with the subtype "BW":

```

EXAMPLE 5:  a=alt-group:BW:AS:32=1,4;56=2,4;64=3,5

```

The above line gives three groupings based on application-specific bitrate values. The first grouping will result in 32 kbps using media alternatives 1 and 4. The second grouping has a total bitrate of 56 kbps using media alternatives 2 and 4. The last grouping needs 64 kbps when combining media alternatives 3 and 5.

Here follows an example on the usage of the "alt-group" attribute with the subtype "LANG":

```

EXAMPLE 6:  a=alt-group:LANG:RFC3066:en-US=1,2,4,5;se=3,4,5

```

The above line claims that the media alternatives 1, 2, 4, and 5 support US English and that the media alternatives 3, 4, and 5 support Swedish.

A more complex example where a combination of "alt", "alt-default-id" and "alt-group" are used is seen below. The example allows a client to select a bandwidth that is suitable for the current context in an RTSP SETUP message. The client sends an RTSP DESCRIBE to the server and the server responds with the following SDP. A client, who supports the "alt", "alt-default-id" and "alt-group" attributes, can now select the most suitable alternative by using the control URLs corresponding to the selected alternatives in the RTSP SETUP message. The server sets up the selected alternatives and the client starts playing them. If the client is unaware of the attributes, they will be ignored. The result will be that the client uses the default "a=control" URLs at setup and receives the default alternatives.

```

EXAMPLE 7:  v=0
            o=ericsson_user 1 1 IN IP4 130.240.188.69
            s=A basic audio and video presentation
            c=IN IP4 0.0.0.0
            b=AS:325
            b=TIAS: 308500
            a=maxprate:50
            a=control:*
            a=range:npt=0-150.2
            a=alt-group:BW:AS:222=1,3;325=1,4;329=2,4;413=2,5
            a=alt-group:BW:TIAS:208500_40=1,3;308500_50=1,4;312680_50=2,4;396680_50=2,5
            t=0 0
            m=audio 0 RTP/AVP 97
            b=AS:12
            b=TIAS:8500
            a=maxprate:10
            a=rtpmap:97 AMR/8000
            a=control:trackID=1
            a=fmtp:97 octet-align=1
            a=range:npt=0-150.2
            a=alt-default-id:1

```

```

a=alt:2:b=AS:16
a=alt:2:b=TIAS:12680
a=alt:2:a=control:trackID=2
m=video 0 RTP/AVP 98
b=AS:313
b=TIAS:3000000
a=maxprate:40
a=rtpmap:98 H264/90000
a=control:trackID=4
a=fmtp:98 profile-level-id=42c00c; sprop-parameter-sets= Z0KADJWgUH6Af1A=,aM46gA==
a=range:npt=0-150.2
a=X-initpredecbufperiod:98000
a=alt-default-id:4
a=alt:3:b=AS:210
a=alt:3:b=TIAS:200000
a=alt:3:a=maxprate:30
a=alt:3:a=control:trackID=3
a=alt:3:a=X-initpredecbufperiod:48000
a=alt:5:b=AS:397
a=alt:5:b=TIAS:384000
a=alt:5:a=maxprate:40
a=alt:5:a=control:trackID=5
a=alt:5:a=X-initpredecbufperiod:150000

```

The above example has 5 alternatives, 2 for audio and 3 for video. That would allow for a total of six combinations between audio and video. However, the grouping attribute in this example recommends that only 4 of these combinations be used. The equivalent SDP for the default alternatives (alternatives 1 and 4) with a total session bitrate of 325 kbps follows:

```

EXAMPLE 8: v=0
o=ericsson_user 1 1 IN IP4 130.240.188.69
s=Ericsson commercial
c=IN IP4 0.0.0.0
b=AS:325
b=TIAS: 308500
a=maxprate:50
a=control:*
a=range:npt=0-150.2
t=0 0
m=audio 0 RTP/AVP 97
b=AS:12
b=TIAS:8500
a=maxprate:10
a=rtpmap:97 AMR/8000
a=control:trackID=1
a=fmtp:97 octet-align=1
a=range:npt=0-150.2
m=video 0 RTP/AVP 98
b=AS:313
b=TIAS:300000
a=maxprate:40
a=rtpmap:98 H264/90000
a=control:trackID=4
a=fmtp:98 profile-level-id=42c00c; sprop-parameter-sets = Z0KADJWgUH6Af1A=,aM46gA==
a=range:npt=0-150.2
a=X-initpredecbufperiod:98000

```

The equivalent SDP for the 222 kbps total session bitrate (alternatives 1 and 3) is:

```

EXAMPLE 9: v=0
o=ericsson_user 1 1 IN IP4 130.240.188.69
s=A basic audio and video presentation

```

```

c=IN IP4 0.0.0.0
b=AS:222
b=TIAS:208500
a=maxprate:40
a=control:*
a=range:npt=0-150.2
t=0 0
m=audio 0 RTP/AVP 97
b=AS:12
b=TIAS:8500
a=maxprate:10
a=rtpmap:97 AMR/8000
a=control:trackID=1
a=fmtp:97 octet-align=1
a=range:npt=0-150.2
m=video 0 RTP/AVP 98
b=AS:210
b=TIAS:200000
a=maxprate:30
a=rtpmap:98 H264/90000
a=control:trackID=3
a=fmtp:98 profile-level-id=42c00c; sprop-parameter-sets = Z0KADJWgUH6Af1A=,aM46gA==
a=range:npt=0-150.2
a=X-initpredecbufperiod:48000

```

The equivalent SDP for the grouping with a 413 kbps total session bandwidth (alternatives 2 and 5):

EXAMPLE 10: v=0  
o=ericsson\_user 1 1 IN IP4 130.240.188.69  
s=A basic audio and video presentation  
c=IN IP4 0.0.0.0  
b=AS:413  
b=TIAS: 396680  
a=maxprate:50  
a=control:\*  
a=range:npt=0-150.2  
t=0 0  
m=audio 0 RTP/AVP 97  
b=AS:16  
b=TIAS:12680  
a=maxprate:10  
a=rtpmap:97 AMR/8000  
a=control:trackID=2  
a=fmtp:97 octet-align=1  
a=range:npt=0-150.2  
m=video 0 RTP/AVP 98  
b=AS:397  
b=TIAS:384000  
a=maxprate:40  
a=rtpmap:98 H264/90000  
a=control:trackID=5  
a=fmtp:98 profile-level-id=42c00c; sprop-parameter-sets = Z0KADJWgUH6Af1A=,aM46gA==  
a=range:npt=0-150.2  
a=X-initpredecbufperiod:150000

If the client only has 250 kbps it selects the media alternatives 1 and 3, which use 222 kbps. The client sets this up by sending two normal RTSP requests using the control URLs from the chosen alternatives.

The audio SETUP request for the default (i.e. 325 kbps in the example above) looks like this:

EXAMPLE 11: SETUP rtsp://media.example.com/examples/3G\_systems.3gp/trackID=1 RTSP/1.0

CSeq: 2  
 Transport: RTP/AVP/UDP;unicast;client\_port=3456-3457

The response from the server would be:

EXAMPLE 12: RTSP/1.0 200 OK  
 CSeq: 2  
 Session: jEs.EdXCSKpB  
 Transport: RTP/AVP/UDP;unicast;client\_port=3456-3457;server\_port=4002-4003;ssrc=5199dcb1

Also the video is added to the RTSP session under aggregated control:

EXAMPLE 13: SETUP rtsp://media.example.com/examples/3G\_systems.3gp/trackID=3 RTSP/1.0  
 CSeq: 3  
 Transport: RTP/AVP/UDP;unicast;client\_port=3458-3459  
 Session: jEs.EdXCSKpB

And the response would be:

EXAMPLE 14: RTSP/1.0 200 OK  
 CSeq: 3  
 Session: jEs.EdXCSKpB  
 Transport: RTP/AVP/UDP;unicast;client\_port=3458-3459;server\_port=4004-4005;ssrc=ae75904f

Had the client had more available bandwidth it could have set up another pair of alternatives in order to get better quality. The only change had been the RTSP URLs that had pointed at other media streams. For example the 413 kbps version would have been received if the audio SETUP request had used:

EXAMPLE 15: rtsp://media.example.com/examples/3G\_systems.3gp/trackID=2

and the video request

EXAMPLE 16: rtsp://media.example.com/examples/3G\_systems.3gp/trackID=5

The following example shows an SDP file that contains asset information, defined in Clause 5.3.3.7.

EXAMPLE 17: v=0  
 o=ghost 2890844526 2890842807 IN IP4 192.168.10.10  
 s=3GPP Unicast SDP Example  
 i=Example of Unicast SDP file  
 u=http://www.infoserver.com/ae600  
 e=ghost@mailserver.com  
 c=IN IP4 0.0.0.0  
 t=0 0  
 a=range:npt=0-45.678  
 a=3GPP-Asset-Information: {url="http://www.movie-database.com/title/thismovieinfo.xhtml"}  
 a=3GPP-Asset-Information: {Title=MjhDRTA2NzI},{Copyright=Mjc0MkUwMUUVGNDE2}  
 m=video 1024 RTP/AVP 96  
 b=AS:1030  
 b=TIAS:1000000  
 a=maxprate:90  
 a=rtpmap:96 H264/90000  
 a=fmtp:96 profile-level-id=64001e; sprop-parameter-sets=Z2QAHpWQC0PaAfyQ,aOuOoA==  
 a=control:rtsp://mediaserver.com/movie.3gp/trackID=1  
 a=framesize:96 176-144

The following example shows the SDP media lines for AMR-WB+ Audio according to [85]

EXAMPLE 18:  
 m=audio 49120 RTP/AVP 99  
 a=rtpmap:99 AMR-WB+/72000/2  
 a=fmtp:99 interleaving=30; int-delay=86400

a=maxptime:100

The following example shows the SDP media lines for HE-AAC 48kHz, stereo (64kbps) using RFC6416 [13]

EXAMPLE 19:

```
m=audio 49230 RTP/AVP 96
a=rtpmap:96 MP4A-LATM/48000/2
a=fmtp:96 profile-level-id=44; bitrate=64000; cpresent=0; config=40005623101fe0; \
SBR-enabled=1
```

## A.2 RTSP

### A.2.1 General

Clause 5.3.2 of the present document defines the required RTSP support in PSS clients and servers by making references to Appendix D of [5]. It also defines the RTSP header fields that are specific to PSS. The current clause gives an informative overview of these methods (see Table A.2) and headers (see Table A.3). Note that this overview does not replace the information in Appendix D of [5] and Clause 5.3.2 of the present document, which must be consulted for a full implementation of RTSP in PSS. Two examples of RTSP sessions are also given.

**Table A.2: Overview of the RTSP method support in PSS**

Method	Requirement for a minimal on-demand playback client according to [5].	Requirement for a PSS client according to the present document.	Requirement for a minimal on-demand playback server according to [5].	Requirement for a PSS server according to the present document.
OPTIONS	O	O	Respond	Respond
REDIRECT	Respond	Respond	O	O
DESCRIBE	O	Generate	O	Respond
SETUP	Generate	Generate	Respond	Respond
PLAY	Generate	Generate	Respond	Respond
PAUSE	Generate	Generate	Respond	Respond
TEARDOWN	Generate	Generate	Respond	Respond
SET_PARAMETER	O	O	O	O
NOTE 1: O = Support is optional				
NOTE 2: 'Generate' means that the client/server is required to generate the request where applicable.				
NOTE 3: 'Respond' means that the client/server is required to properly respond to the request.				



Table A.3: Overview of the RTSP header support in PSS

Header	Requirement for a minimal on-demand playback client according to [5].	Requirement for a PSS client according to the present document.	Requirement for a minimal on-demand playback server according to [5].	Requirement for a PSS server according to the present document.
Bandwidth	O	O	O	O
Connection	include/understand	include/understand	include/understand	include/understand
Content-Encoding	understand	understand	include	include
Content-Language	understand	understand	include	include
Content-Length	understand	understand	include	include
Content-Type	understand	understand	include	include
CSeq	include/understand	include/understand	include/understand	include/understand
Date	include	include	include	include
Location	understand	understand	O	O
Public	O	O	include	include
Range	O	include/understand	understand	include/understand
Require	O	O	understand	understand
RTP-Info	understand	understand	include	include
Server <sup>4</sup>	O	O	O	O
Session	include	include	understand	understand
Timestamp	O	O	include/understand	include/understand
Transport	include/understand	include/understand	include/understand	include/understand
Unsupported	include	include	include	include
User-Agent <sup>4</sup>	O	O	O	O
3GPP-Adaptation	N/A	O	N/A	O
3GPP-Link-Char	N/A	O	N/A	O
3GPP-QoE-Metrics	N/A	O	N/A	O

NOTE 1: O = Support is optional  
NOTE 2: 'include' means that the client/server is required to include the header in a request or response where applicable.  
NOTE 3: 'understand' means that the client/server is required to be able to respond properly if the header is received in a request or response.  
NOTE 4: According to [5] the "Server" and "User-Agent" headers are not strictly required for a minimal RTSP implementation, although it is highly recommended that they are included with responses and requests. The same applies to PSS servers and clients according to the present document.

The example below is intended to give some more understanding of how RTSP and SDP are used within the 3GPP PSS. The example assumes that the streaming client has the RTSP URL to a presentation consisting of an H.264 video sequence and AMR speech. RTSP messages sent from the client to the server are in **bold** and messages from the server to the client in *italic*. In the example the server provides aggregate control of the two streams.

EXAMPLE 1:

**DESCRIBE** rtsp://mediaserver.com/movie.test RTSP/1.0

**CSeq: 1**

**User-Agent: TheStreamClient/1.1b2**

*RTSP/1.0 200 OK*

*CSeq: 1*

*Content-Type: application/sdp*

*Content-Length: 435*

*v=0*

*o=- 950814089 950814089 IN IP4 144.132.134.67*

*s=Example of aggregate control of AMR speech and H.264 video*

*e=foo@bar.com*

*c=IN IP4 0.0.0.0*

*b=AS:410*

*b=TIAS: 394680*

*t=0 0*

*a=range:npt=0-59.3478*

*a=control:\**

*a=maxprate:20*

m=audio 0 RTP/AVP 97  
b=AS:13  
b=TIAS:10680  
b=RR:350  
b=RS:300  
a=maxprate:5  
a=rtpmap:97 AMR/8000  
a=fmtp:97  
a=maxptime:200  
a=control:streamID=0  
m=video 0 RTP/AVP 98  
b=AS:387  
b=TIAS:384000  
b=RR:14400  
b=RS:4800  
a=maxprate:40  
a=rtpmap:98 H264/90000  
a=fmtp:98 profile=-level-id=42c00c;sprop-parameter-sets=Z0LADJWgUH6Af1A=,aM46gA==  
a=control:streamID=1

**SETUP rtsp://mediaserver.com/movie.test/streamID=0 RTSP/1.0**  
**CSeq: 2**  
**Transport: RTP/AVP/UDP;unicast;client\_port=3456-3457**  
**User-Agent: TheStreamClient/1.1b2**

*RTSP/1.0 200 OK*  
*CSeq: 2*  
*Transport: RTP/AVP/UDP;unicast;client\_port=3456-3457; server\_port=5678-5679*  
*Session: dfhyrio90llk*

**SETUP rtsp://mediaserver.com/movie.test/streamID=1 RTSP/1.0**  
**CSeq: 3**  
**Transport: RTP/AVP/UDP;unicast;client\_port=3458-3459**  
**Session: dfhyrio90llk**  
**User-Agent: TheStreamClient/1.1b2**

*RTSP/1.0 200 OK*  
*CSeq: 3*  
*Transport: RTP/AVP/UDP;unicast;client\_port=3458-3459; server\_port=5680-5681*  
*Session: dfhyrio90llk*

**PLAY rtsp://mediaserver.com/movie.test RTSP/1.0**  
**CSeq: 4**  
**Session: dfhyrio90llk**  
**User-Agent: TheStreamClient/1.1b2**

*RTSP/1.0 200 OK*  
*CSeq: 4*  
*Session: dfhyrio90llk*  
*Range: npt=0-*  
*RTP-Info: url= rtsp://mediaserver.com/movie.test/streamID=0; seq=9900;rtptime=4470048,*  
*url= rtsp://mediaserver.com/movie.test/streamID=1; seq=1004;rtptime=1070549*

NOTE: Headers can be folded onto multiple lines if the continuation line begins with a space or horizontal tab. For more information, see RFC2616 [17].

The user watches the movie for 20 seconds and then decides to jump to 10 seconds before the end...

**PAUSE** rtsp://mediaserver.com/movie.test RTSP/1.0  
**CSeq: 5**  
**Session: dfhyrio90llk**  
**User-Agent: TheStreamClient/1.1b2**

**PLAY** rtsp://mediaserver.com/movie.test RTSP/1.0  
**CSeq: 6**  
**Range: npt=50-59.3478**  
**Session: dfhyrio90llk**  
**User-Agent: TheStreamClient/1.1b2**

*RTSP/1.0 200 OK*  
*CSeq: 5*  
*Session: dfhyrio90llk*

*RTSP/1.0 200 OK*  
*CSeq: 6*  
*Session: dfhyrio90llk*  
*Range: npt=50-59.3478*  
*RTP-Info: url= rtsp://mediaserver.com/movie.test/streamID=0;*  
*seq=39900;rtptime=44470648,*  
*url= rtsp://mediaserver.com/movie.test/streamID=1;*  
*seq=31004;rtptime=41090349*

After the movie is over the client issues a TEARDOWN to end the session...

**TEARDOWN** rtsp://mediaserver.com/movie.test RTSP/1.0  
**CSeq: 7**  
**Session: dfhyrio90llk**  
**User-Agent: TheStreamClient/1.1b2**

*RTSP/1.0 200 OK*  
*Cseq: 7*  
*Session: dfhyrio90llk*  
*Connection: close*

The example below contains a complete RTSP signalling for session set-up with rate adaptation support, where the client buffer feedback functionality is initialised and used. To allow the server to know that a client supports the buffer feedback formats and signalling, the client includes a link to its UAProf description in its RTSP DESCRIBE request.

EXAMPLE 2:

**DESCRIBE** rtsp://mediaserver.com/movie.test RTSP/1.0  
**CSeq: 1**  
**User-Agent: TheStreamClient/1.1b2**  
**x-wap-profile: "http://uaprof.example.com/products/TheStreamClient1.1b2"**

RTSP/1.0 200 OK  
CSeq: 1Date: 20 Aug 2003 15:35:06 GMT  
Content-Base: rtsp://mediaserver.com/movie.test/  
Content-Type: application/sdp  
Content-Length: 500

v=0  
o=- 950814089 950814089 IN IP4 144.132.134.67  
s=Example of aggregate control of AMR speech and H.264 video  
e=foo@bar.com  
c=IN IP4 0.0.0.0  
b=AS:77  
b=TIAS:69880  
t=0 0  
a=maxprate:20  
a=range:npt=0-59.3478  
a=control:\*  
m=audio 0 RTP/AVP 97  
b=AS:15  
b=TIAS:12800  
b=RR:560  
b=RS:190  
a=maxprate:5  
a=rtpmap:97 AMR-WB/16000  
a=fmtp:97 octet-align=1  
a=control: streamID=0  
a=3GPP-Adaptation-Support:2  
m=video 0 RTP/AVP 98  
b=AS:397  
b=TIAS:384000  
b=RR:14400  
b=RS:4800  
a=maxprate:40  
a=rtpmap:98 H264/90000  
a=fmtp:98 profile-level-id =42c00c ; sprop-parameter-sets=Z0LADJWgUH6Af1A=,aM46gA==  
a=control: streamID=1  
a=3GPP-Adaptation-Support:1

**SETUP rtsp://mediaserver.com/movie.test/streamID=0 RTSP/1.0**

**CSeq: 2**

**Transport: RTP/AVP/UDP;unicast;client\_port=3456-3457**

**User-Agent: TheStreamClient/1.1b2**

**3GPP-Adaptation: url="rtsp://mediaserver.com/movie.test/streamID=0";size=14500;target-time=5000**

RTSP/1.0 200 OK

CSeq: 2

Transport: RTP/AVP/UDP;unicast;client\_port=3456-3457;server\_port=5678-5679;ssrc=A432F9B1

Session: dfhyrio90llk

3GPP-Adaptation: url="rtsp://mediaserver.com/movie.test/streamID=0";size=14500;target-time=5000

**SETUP** rtsp://mediaserver.com/movie.test/streamID=1 RTSP/1.0  
**CSeq:** 3  
**Transport:** RTP/AVP/UDP;unicast;client\_port=3458-3459  
**Session:** dfhyrio90llk  
**User-Agent:** TheStreamClient/1.1b2  
**3GPP-Adaptation:** url="rtsp://mediaserver.com/movie.test/streamID=1";size=35000;target-time=5000

RTSP/1.0 200 OK  
**CSeq:** 3  
**Transport:** RTP/AVP/UDP;unicast;client\_port=3458-3459; server\_port=5680-5681;  
ssrc=4D23AE29  
**Session:** dfhyrio90llk  
**3GPP-Adaptation:** url="rtsp://mediaserver.com/movie.test/streamID=1";size=35000;target-time=5000

**PLAY** rtsp://mediaserver.com/movie.test/ RTSP/1.0  
**CSeq:** 4  
**Session:** dfhyrio90llk  
**User-Agent:** TheStreamClient/1.1b2

RTSP/1.0 200 OK  
**CSeq:** 4  
**Session:** dfhyrio90llk  
**Range:** npt=0-  
**RTP-Info:** url=rtsp://mediaserver.com/movie.test/streamID=0; seq=9900;rtptime=4470048, url=rtsp://mediaserver.com/movie.test/streamID=1; seq=1004;rtptime=1070549

If the client desires to change the target buffer protection time during the session, it can signal a new value to the server by means of an RTSP SET\_PARAMETER request.

**SET\_PARAMETER** rtsp://mediaserver.com/movie.test/ RTSP/1.0  
**CSeq:** 8  
**Session:** dfhyrio90llk  
**User-Agent:** TheStreamClient/1.1b2  
**3GPP-Adaptation:** url="rtsp://mediaserver.com/movie.test/streamID=0";target-time=7000,url="rtsp://mediaserver.com/movie.test/streamID=1";target-time=7000

RTSP/1.0 200 OK  
**CSeq:** 8  
**Session:** dfhyrio90llk  
**3GPP-Adaptation:** url="rtsp://mediaserver.com/movie.test/streamID=0";target-time=7000,url="rtsp://mediaserver.com/movie.test/streamID=1";target-time=7000

## A.2.2 Implementation guidelines

### A.2.2.1 Usage of persistent TCP

Considering the potentially long round-trip-delays in a packet switched streaming service over UMTS it is important to keep the number of messages exchanged between a server and a client low. The number of requests and responses exchanged is one of the factors that will determine how long it takes from the time that a user initiates PSS until the streams starts playing in a client.

RTSP methods are sent over either TCP or UDP for IP. Both client and server shall support RTSP over TCP whereas RTSP over UDP is optional. For TCP the connection can be persistent or non-persistent. A persistent connection is used for several RTSP request/response pairs whereas one connection is used per RTSP request/response pair for the non-persistent connection. In the non-persistent case each connection will start with the three-way handshake (SYN, ACK, SYN) before the RTSP request can be sent. This will increase the time for the message to be sent by one round trip delay.

For these reasons it is recommended that 3GPP PSS clients should use a persistent TCP connection, at least for the initial RTSP methods until media starts streaming.

### A.2.2.2 Detecting link aliveness

In the wireless environment, connection may be lost due to fading, shadowing, loss of battery power, or turning off the terminal even though the PSS session is active. In order for the server to be able to detect the client's aliveness, the PSS client should send 'wellness' information to the PSS server for a defined interval as described in the RFC2326. There are several ways for detecting link aliveness described in the RFC2326, however, the client should be careful about issuing 'PLAY method without Range header field' too close to the end of the streams, because it may conflict with pipelined PLAY requests. Below is the list of recommended 'wellness' information for the PSS clients and servers in a prioritised order.

1. RTCP
2. OPTIONS method with Session header field

NOTE: Both servers and clients can initiate this OPTIONS method.

The client should send the same wellness information in "Ready" state as in "Playing" and "Recording" states, and the server should detect the same client's wellness information in "Ready" state as in "Playing" and "Recording" states. In particular, the same link aliveness mechanism should be managed following a "PAUSE" request and response.

---

## A.3 RTP

### A.3.1 General

Void.

### A.3.2 Implementation guidelines

#### A.3.2.1 Maximum RTP packet size

The RFC 3550 (RTP) [9] does not impose a maximum size on RTP packets. However, when RTP packets are sent over the radio link of a 3GPP PSS system there is an advantage in limiting the maximum size of RTP packets.

Two types of bearers can be envisioned for streaming using either acknowledged mode (AM) or unacknowledged mode (UM) RLC. The AM uses retransmissions over the radio link whereas the UM does not. In UM mode large RTP packets are more susceptible to losses over the radio link compared to small RTP packets since the loss of a segment may result in the loss of the whole packet. On the other hand in AM mode large RTP packets will result in larger delay jitter compared to small packets as there is a larger chance that more segments have to be retransmitted.

For these reasons it is recommended that the maximum size of RTP packets should be limited in size taking into account the wireless link. This will decrease the RTP packet loss rate particularly for RLC in UM. For RLC in AM the delay jitter will be reduced permitting the client to use a smaller receiving buffer. It should also be noted that too small RTP packets could result in too much overhead if IP/UDP/RTP header compression is not applied or unnecessary load at the streaming server.

In the case of transporting video in the payload of RTP packets it may be that a video frame is split into more than one RTP packet in order not to produce too large RTP packets. Then, to be able to decode packets following a lost packet in the same video frame, it is recommended that synchronisation information be inserted at the start of such RTP packets.

For H.263 this implies the use of GOBs with non-empty GOB headers. If the optional Slice Structured mode (Annex K) of H.263 is in use, GOBs are replaced by slices.

### A.3.2.2 Sequence number and timestamp in the presence of NPT jump

The description below is intended to give more understanding of how RTP sequence number and timestamp are specified within the 3GPP PSS in the presence of NPT jumps. The jump happens when a client sends a PLAY request to skip media.

The RFC 2326 (RTSP) [5] specifies that both RTP sequence numbers and RTP timestamps must be continuous and monotonic across jumps of NPT. Thus when a server receives a request for a skip of the media that causes a jump of NPT, it shall specify RTP sequence numbers and RTP timestamps continuously and monotonically across the skip of the media to conform to the RTSP specification. Also, the server may respond with "seq" in the RTP-Info field if this parameter is known at the time of issuing the response.

### A.3.2.3 RTCP transmission interval

In RTP [9] when using the basic RTP profile AVP [10], Section 6.2 of [9] defines rules for the calculation of the interval between the sending of two consecutive RTCP packets, i.e. the RTCP transmission interval. These rules consist of two steps:

- Step 1: an algorithm that calculates a transmission interval from parameters such as the RTCP bandwidth defined in section 5.3.3.1 and the average RTCP packet size. This algorithm is described in [9], with example code in annex A.7.
- Step 2: Taking the maximum of the transmission interval computed in step 1 and a mandatory fixed minimum RTCP transmission interval. The RTP/RTCP specification [9] gives a recommendation that the minimum interval is set to 5 seconds, but it may be scaled to other values in unicast sessions for all participants (SSRCs), see section 6.2 of [9] for further details. For PSS and the AVP profile the minimum interval shall be 5 seconds.

NOTE: The algorithm in Annex A.7 of [9] must be accordingly modified to enable usage of the explicit bandwidth values given for the RTCP bandwidth, as provided by the SDP bandwidth modifiers (RR and RS) that shall be used by PSS according to clause 5.3.3.1.

Implementations conforming to this TS shall perform step 1 and may perform step 2. All other algorithms and rules of [9] stay valid and shall be followed. Please note that the processing described in [9] include a randomisation with an equally distributed random function resulting in a value somewhere between 0.5 to 1.5 times the calculated value prior to further scaling with a factor of  $1/(e-1.5)$ . Those RTCP intervals either can be compared as the average value or as the maximum interval.

The rules defined in RTP [9] and AVP [10] are updated by the AVPF profile [57]. The new rules remove the minimum transmission interval rule. It also provides SDP signalling that allows the server to configure the RTCP behaviour. When using the AVPF profile the PSS client and server shall send RTCP according to the rules in [57] and comply with the signalled parameters.

Below are formulas for calculating the maximal RTCP interval for given input parameters. Normally the RTCP packets will be sent with smaller intervals. The formulas below have been reduced as much as possible and utilize the rules resulting in the largest interval. The formulas are not a replacement for implementing the algorithm in any stack, as some of the input values are dynamic and will change during a session.

*Variables:*

RSv:	The RTCP bandwidth in bits/s assigned to active data senders
RRv:	The RTCP bandwidth in bits/s assigned to data receiver only.
members:	The total number of participants (SSRCs) in the session.
avg_rtcp_size:	The average RTCP packet size in bytes.
min_rtcp_interval:	The minimum RTCP transmission interval in seconds.
t_rr_interval:	The minimum reporting interval in seconds when in regular RTCP mode for AVPF.

The calculation for the AVP profile:

$$x = 1.5 * \max((\text{avg\_rtcp\_size} * 8 * \text{members} / \min(\text{RSv}, \text{RRv})), \text{min\_rtcp\_interval}) / 1.21828$$

The calculation for the AVPF profile:

$$x = 1.5 * \max(2 * (\text{avg\_rtcp\_size} * 8 * \text{members} / \min(\text{RSv}, \text{RRv})) / 1.21828, \text{t\_rr\_interval})$$

The above formulas are valid for both a PSS server and a PSS client, and either side can compute the maximum RTCP interval of either of the two sides. For example, the PSS server can compute the maximum RTCP transmission interval for the RTCP packets received by the PSS client just by replacing the expression  $\min(\text{RSv}, \text{RRv})$  with  $\text{RRv}$  in the formula.

When using the AVPF profile the sending of RTCP reports is governed by the AVPF mode in use, the RTCP bandwidth, the average RTCP packet size and possibly the minimal reporting interval ( $\text{t\_rr\_interval}$ ). In AVPF the RTCP sender will work in regular reporting mode, unless there are any events to report on. This means that the normal bandwidth limitation rule is used, possibly combined with suppression based on the  $\text{t\_rr\_interval}$  variable. The  $\text{t\_rr\_interval}$  variable can be set using signalling in SDP with the "trr-int" parameter. Also, due to the transitions between early RTCP mode and the regular reporting mode the reporting can be delayed a complete regular reporting interval. The other modes will all send RTCP at least as often as for the transition between early and regular mode.

### A.3.2.4 Timestamp handling after PAUSE/PLAY requests

The description below intends to clarify how RTP timestamps are specified within the 3GPP PSS when a client sends a PLAY request following a PAUSE request. The RTP timestamp space must be continuous along time during a session and then reflect the actual time elapsed since the beginning of the session. A server must reflect the actual time interval elapsed between the last RTP packets sent before the reception of the PAUSE request and the first RTP packets sent after the reception of the PLAY request in the RTP timestamp. A client will need to compute the mapping between NPT time and RTP timestamp each time it receives a PLAY response for on-demand content. This means that a client must be able to cope with any gap in RTP timestamps after a PLAY request.

The PLAY request can include a Range header if the client wants to seek backward or forward in the media, or without a Range header if the client only wants to resume the paused session.

Example:

In this example Client C plays a media file from Server S. RTP timestamp rate in this example is 1000Hz for clarity.

```
C -> S:  PLAY rtsp://example.com/mediastream RTSP/1.0
        CSeq: 2
        Session: 123456
        Range: npt=1.125-
```

```
S -> C:  RTSP/1.0 200 OK
        CSeq: 2
        Session: 123456
        Range: npt=1.120-
        RTP-Info: url=rtsp://example.com/mediastream;seq=1000;rtptime=5000
```

```
S -> C:  RTP packet - seq = 1000 - rtptime = 5000 - corresponding media time (NPT time) = 1120ms
S -> C:  RTP packet - seq = 1001 - rtptime = 5040 - corresponding media time (NPT time) = 1160ms
S -> C:  RTP packet - seq = 1002 - rtptime = 5080 - corresponding media time (NPT time) = 1200ms
S -> C:  RTP packet - seq = 1003 - rtptime = 5120 - corresponding media time (NPT time) = 1240ms
```

```
C -> S:  PAUSE rtsp://example.com/mediastream RTSP/1.0
        CSeq: 3
        Session: 123456
```

```
S -> C:  RTSP/1.0 200 OK
        CSeq: 3
```



Session: 123456

[10 seconds elapsed]

C -> S: PLAY rtsp://example.com/mediastream RTSP/1.0  
 CSeq: 4  
 Session: 123456

S -> C: RTSP/1.0 200 OK  
 CSeq: 4  
 Session: 123456  
 Range: npt=1.280-  
 RTP-Info: url=rtsp://example.com/mediastream;seq=1004;rtptime=15160

S -> C: RTP packet - seq = 1004 - rtptime = 15160 - corresponding media time (NPT time) = 1280ms  
 S -> C: RTP packet - seq = 1005 - rtptime = 15200 - corresponding media time (NPT time) = 1320ms  
 S -> C: RTP packet - seq = 1006 - rtptime = 15240 - corresponding media time (NPT time) = 1360ms

C -> S: PAUSE rtsp://example.com/mediastream RTSP/1.0  
 CSeq: 5  
 Session: 123456

S -> C: RTSP/1.0 200 OK  
 CSeq: 5  
 Session: 123456

C -> S: PLAY rtsp://example.com/mediastream RTSP/1.0  
 CSeq: 6  
 Session: 123456  
 Range: npt=0.5-

[55 milliseconds elapsed during request processing]

S -> C: RTSP/1.0 200 OK  
 CSeq: 6  
 Session: 123456  
 Range: npt=0.480-  
 RTP-Info: url=rtsp://example.com/mediastream;seq=1007;rtptime=15295

S -> C: RTP packet - seq = 1007 - rtptime = 15295 - corresponding media time (NPT time) = 480ms  
 S -> C: RTP packet - seq = 1008 - rtptime = 15335 - corresponding media time (NPT time) = 520ms  
 S -> C: RTP packet - seq = 1009 - rtptime = 15375 - corresponding media time (NPT time) = 560ms

### A.3.3 Examples of RTCP APP packets for client buffer feedback

Example 1: The RTCP Receiver Report and NADU packet while having a number of packets for a single source in the receiver buffer and signalling the playout delay for the next unit to be decoded.

RTCP Receiver Report:

```

0           1           2           3
0 1 2 3 4 5 6 7 8 9 0 1 2 3 4 5 6 7 8 9 0 1 2 3 4 5 6 7 8 9 0 1
+-----+-----+-----+-----+-----+-----+-----+-----+
|V=2|P|      RC      |  PT=RR=201  |          length = 7          |

```

```

+-----+
|                SSRC of packet sender = 0x324FE239                |
+-----+
|                SSRC_1 (SSRC of first source) = 0x4D23AE29        |
+-----+
| fraction lost |                cumulative number of packets lost    |
+-----+
| extended highest sequence number received = 0x00000551 (1361) |
+-----+
|                interarrival jitter                                |
+-----+
|                last SR (LSR)                                     |
+-----+
|                delay since last SR (DLSR)                       |
+-----+

```

APP packet:

```

0                1                2                3
0 1 2 3 4 5 6 7 8 9 0 1 2 3 4 5 6 7 8 9 0 1 2 3 4 5 6 7 8 9 0 1
+-----+
|V=2|P|subtype=0| PT=APP=204 |                length = 4          |
+-----+
|                Client SSRC = 0x324FE239                |
+-----+
|                name = "PSS0"                            |
+-----+
|                Server SSRC = 0x4D23AE29                |
+-----+
|          Playout Delay = 300          |          NSN = 1323          |
+-----+
|  Reserved          |  NUN = 2  |          FBS = 292          |
+-----+

```

From the above compound RTCP packet, the server is able to derive all the ADUs that are in the receiver buffer by looking up all the ADUs it has sent which follow in decoding the second unit of packet SN 1323 and which were sent up to packet 1361. The total buffer size is 35000 bytes as indicated during the RTSP session setup (see rate-adaptation example in clause A.2.1). The available free space in the buffer is report as 292 64-byte blocks, which equals 18688 bytes of free buffer space.

The server is able to measure the time difference between the next ADU to be decoded and the next ADU it will send by comparing the decoding times of these units. Depending on this value, it is able to adapt using e.g. bitstream switching or bitstream thinning.

If the receiver had chosen not to signal the playout delay of the oldest packet, the receiver would have sent instead the reserved value 0xFFFF for the playout delay field.

Example 2: Reporting an empty buffer.

In the case a client has played out all packets for a SSRC that has been received and would send out a RTCP receiver report according to the one in example 1, the NADU packet would carry an NSN value of 1362. This results in that the calculation of the number of packets becomes 0 (1361-1362+1). As the buffer is empty, the playout delay is not defined and the receiver should use the reserved value 0xFFFF for this field.

## A.4 Capability exchange

### A.4.1 Overview

Clause A.4 provides detailed information about the structure and exchange of device capability descriptions for the PSS. It complements the normative part contained in clause 5.2 of the present document.

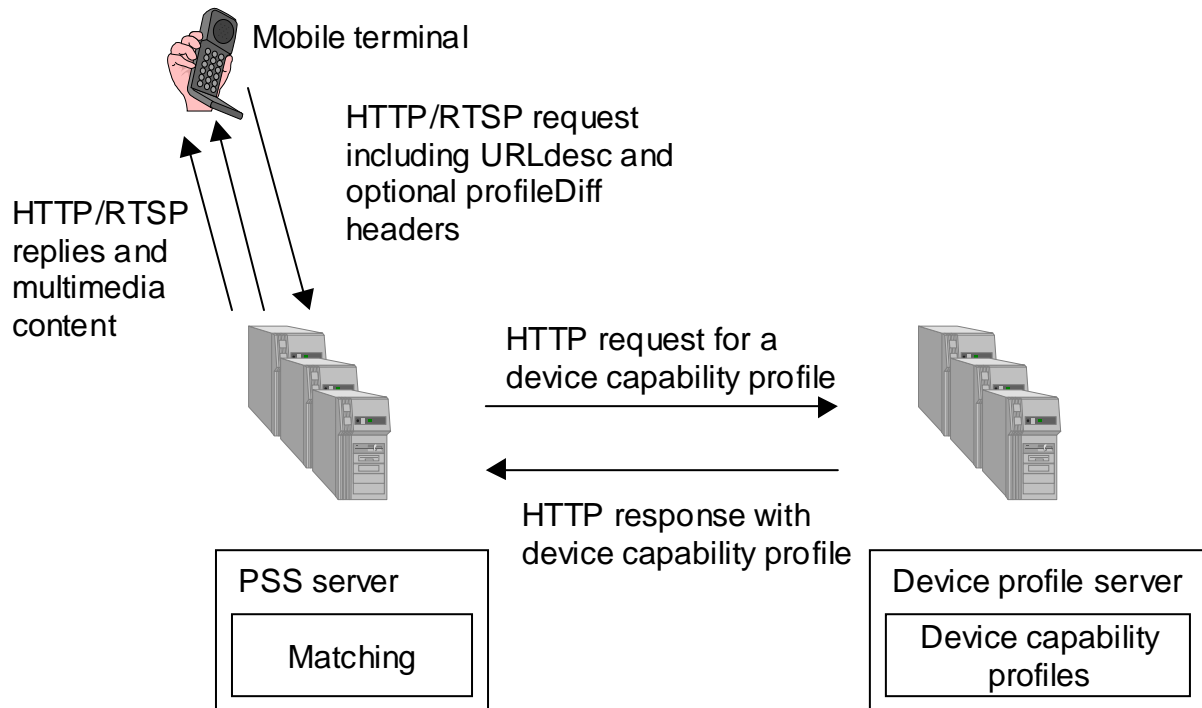
The functionality is sometimes referred to as capability exchange. Capability exchange in PSS uses the CC/PP [39] framework and reuse parts of the CC/PP application UAProf [40].

To facilitate server-side content negotiation for streaming, the PSS server needs to have access to a description of the specific capabilities of the mobile terminal, i.e. the device capability description. The device capability description contains a number of attributes. During the set-up of a streaming session the PSS server can use the description to provide the mobile terminal with the correct type of multimedia content. Concretely, it is envisaged that servers use information about the capabilities of the mobile terminal to decide which stream(s) to provision to the connecting terminal. For instance, the server could compare the requirements on the mobile terminal for multiple available variants of a stream with the actual capabilities of the connecting terminal to determine the best-suited stream(s) for that particular terminal. A similar mechanism could also be used for other types of content. A device capability description contains a number of device capability attributes. In the present document they are referred to as just attributes. The current version of PSS does not include a definition of any specific user preference attributes. Therefore we use the term device capability description. However, it should be noted that even though no specific user preference attributes are included, simple tailoring to the preferences of the user could be achieved by temporary adjustments of the available attributes. E.g. if the user for a particular session only would like to receive mono sound even though the terminal is capable of stereo, this can be accomplished by providing an override for the "AudioChannels" attribute. It should also be noted that the extension mechanism defined would enable an easy introduction of specific user preference attributes in the device capability description if needed. In another example, PSS content may be rendered to the user by a peripheral remote display device connected to the PSS-enabled mobile terminal. In this setting, the mobile terminal may host the PSS application and associated session control mechanisms, while content rendering and playback to the user may occur in the connected peripheral device, such that the graphics/display engine is hosted in the connected peripheral device. In such cases, temporary adjustments to the available device capability attributes could be performed in order to signal attributes describing the capabilities of the connected peripheral display device.

The term device capability profile or profile is sometimes used instead of device capability description to describe a description of device capabilities and/or user preferences. The three terms are used interchangeably in the present document.

Figure A.1 illustrates how capability exchange in PSS is performed. In the simplest case the mobile terminal informs the PSS server(s) about its identity so that the latter can retrieve the correct device capability profile(s) from the device profile server(s). For this purpose, the mobile terminal adds one or several URLs to RTSP and/or HTTP protocol data units that it sends to the PSS server(s). These URLs point to locations on one or several device profile servers from where the PSS server should retrieve the device capability profiles. This list of URLs is encapsulated in RTSP and HTTP protocol data units using additional header field(s). The list of URLs is denoted URLdesc. The mobile terminal may supplement the URLdesc with extra attributes or overrides for attributes already defined in the profile(s) located at URLdesc. This information is denoted Profdiff. As URLdesc, Profdiff is encapsulated in RTSP and HTTP protocol data units using additional header field(s).

The device profile server in Figure A.1 is the logical entity that stores the device capability profiles. The profile needed for a certain request from a mobile terminal may be stored on one or several such servers. A terminal manufacturer or a software vendor could maintain a device profile server to provide device capability profiles for its products. It would also be possible for an operator to manage a device profile server for its subscribers and then e.g. enable the subscriber to make user specific updates to the profiles. The device profile server provides device capability profiles to the PSS server on request.



**Figure A.1: Functional components in PSS capability exchange**

The PSS server is the logical entity that provides multimedia streams and other, static content (e.g. SMIL documents, images, and graphics) to the mobile terminal (see Figure A.1). A PSS application might involve multiple PSS servers, e.g. separate servers for multimedia streams and for static content. A PSS server handles the matching process. Matching is a process that takes place in the PSS servers (see Figure A.1). The device capability profile is compared with the content descriptions at the server and the best fit is delivered to the client.

## A.4.2 Scope of the specification

The following bullet list describes what is considered to be within the scope of the specification for capability exchange in PSS.

- Definition of the structure for the device capability profiles, see clause A.4.3.
- Definition of the CC/PP vocabularies, see clause A.4.4.
- Reference to a set of device capability attributes for multimedia content retrieval applications that have already been defined by UAProf [40]. The purpose of this reference is to point out which attributes are useful for the PSS application.
- Definition of a set of device capability attributes specifically for PSS applications that are missing in UAProf.
- It is important to define an extension mechanism to easily add attributes since it is not possible to cover all attributes from the beginning. The extension mechanism is described in clause A.4.5.
- The structure of URLdesc, Profdiff and their interchange is described in clause A.4.6.
- Protocols for the interchange of device capability profiles between the PSS server and the device profile server is defined in clause 5.2.7.

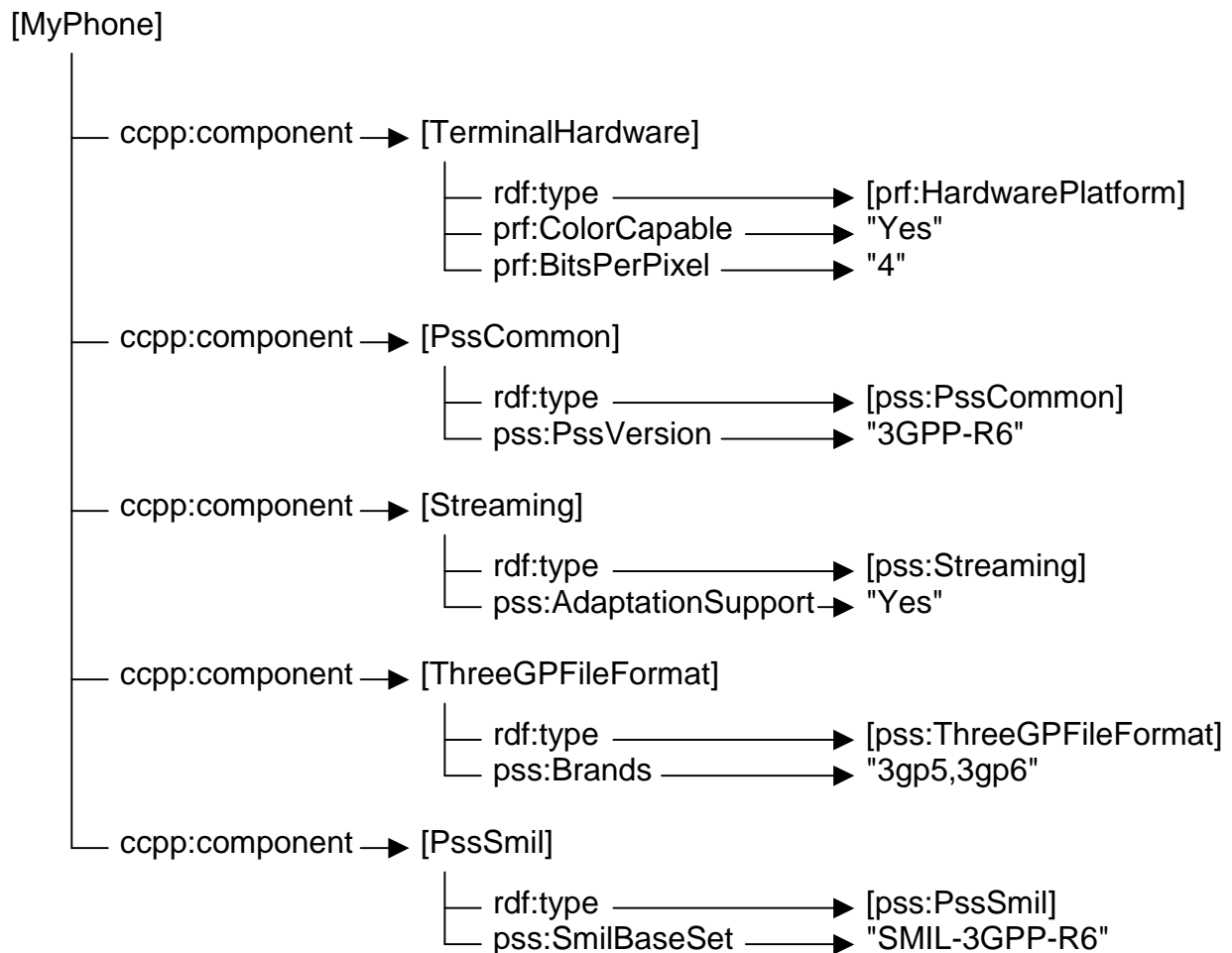
The specification does not include:

- rules for the matching process on the PSS server. These mechanisms should be left to the implementations. For interoperability, only the format of the device capability description and its interchange is relevant.
- definition of specific user preference attributes. It is very difficult to standardise such attributes since they are dependent on the type of personalised services one would like to offer the user. The extensible descriptions format and exchange mechanism proposed in this document provide the means to create and exchange such attributes if needed in the future. However, as explained in clause A.4.1 limited tailoring to the preferences of the user could be achieved by temporarily overriding available attributes in the vocabularies already defined for PSS. The vocabulary also includes some very basic user preference attributes. For example, the profile includes a list of preferred languages. Also the list of MIME types can be interpreted as user preference, e.g. leaving out audio MIME"s could mean that user does not want to receive any audio content. The available attributes are described in clause 5.2.3 of the present document.
- requirements for caching of device capability profiles on the PSS server. In UAProf, a content server can cache the current device capability profile for a given WSP session. This feature relies on the presence of WSP sessions. Caching significantly increases the complexity of both the implementations of the mobile terminal and the server. However, HTTP is used between the PSS server and the device profile server. For this exchange, normal content caching provisions as defined by HTTP apply and the PSS server may utilise this to speed up the session set-up (see clause 5.2.7)
- intermediate proxies. This feature is considered not relevant in the context of PSS applications.

### A.4.3 The device capability profile structure

A device capability profile is a description of the capabilities of the device and possibly also the preferences of the user of that device. It can be used to guide the adaptation of content presented to the device. A device capability profile for PSS is an RDF [41] document that follows the structure of the CC/PP framework [39] and the CC/PP application UAProf [40]. The terminology of CC/PP is used in this text and therefore briefly described here.

Attributes are used for specifying the device capabilities and user preferences. A set of attribute names, permissible values and semantics constitute a CC/PP vocabulary. An RDF schema defines a vocabulary. The syntax of the attributes is defined in the schema but also, to some extent, the semantics. A profile is an instance of a schema and contains one or more attributes from the vocabulary. Attributes in a schema are divided into components distinguished by attribute characteristics. In the CC/PP specification it is anticipated that different applications will use different vocabularies. According to the CC/PP framework a hypothetical profile might look like Figure A.2. A further illustration of how a profile might look like is given in the example in clause A.4.7.



**Figure A.2: Illustration of the profile structure**

A CC/PP schema is extended through the introduction of new attribute vocabularies and a device capability profile can use attributes drawn from an arbitrary number of different vocabularies. Each vocabulary is associated with a unique XML namespace. This mechanism makes it possible to reuse attributes from other vocabularies. It should be mentioned that the prefix **ccpp** identifies elements of the CCPP namespace (URI <http://www.w3.org/2002/11/08-ccpp-ns#>), **prf** identifies elements of the UAProf namespace (URI <http://www.wapforum.org/profiles/UAPROF/ccppschem-20070511#>), **rdf** identifies elements of the RDF namespace (URI <http://www.w3.org/1999/02/22-rdf-syntax-ns#>) and **pss** identifies elements of the PSS Release-6 namespace. (URI <http://www.3gpp.org/profiles/PSS/ccppschem-PSS6#>).

Attributes of a component can be included directly or may be specified by a reference to a CC/PP default profile. Resolving a profile that includes a reference to a default profile is time-consuming. When the PSS server receives the profile from a device profile server the final attribute values can not be determined until the default profile has been requested and received. Support for defaults is required by the CC/PP specification [39]. Due to these problems, there is a recommendation made in clause 5.2.6 to not use the CC/PP defaults element in PSS device capability profile documents.

#### A.4.4 CC/PP Vocabularies

A CC/PP vocabulary shall according to CC/PP and UAProf include:

- an RDF schema for the vocabulary based on the CC/PP schema;
- a description of the semantics/type/resolution rules/sample values for each attribute;

- a unique namespace shall be assigned to each version of the profile schema.

Additional information that could be included in the profile schema:

- a description about the profile schema, i.e. the purpose of the profile, how to use it, when to use it etc;
- a description of extensibility, i.e. how to handle future extensions of the profile schema.

A device capability profile can use an arbitrary number of vocabularies and thus it is possible to reuse attributes from other vocabularies by simply referencing the corresponding namespaces. The focus of the PSS vocabulary is content formatting which overlaps the focus of the UAProf vocabulary. UAProf is specified by WAP Forum and is an architecture and vocabulary/schema for capability exchange in the WAP environment. Since there are attributes in the UAProf vocabulary suitable for streaming applications these are reused and combined with a PSS application specific streaming component. This makes the PSS vocabulary an extension vocabulary to UAProf. The CC/PP specification encourages reuse of attributes from other vocabularies. To avoid confusion, the same attribute name should not be used in different vocabularies. In clause 5.2.3.3 a number of attributes from UAProf [40] are recommended for PSS. The PSS base vocabulary is defined in clause 5.2.3.2.

A profile is allowed to instantiate a subset of the attributes in the vocabularies and no specific attributes are required but insufficient description may lead to content unable to be shown by the client.

## A.4.5 Principles of extending a schema/vocabulary

The use of RDF enables an extensibility mechanism for CC/PP-based schemas that addresses the evolution of new types of devices and applications. The PSS profile schema specification is going to provide a base vocabulary but in the future new usage scenarios might have need for expressing new attributes. This is the reason why there is a need to specify how extensions of the schema will be handled. If the TSG responsible for the present document updates the base vocabulary schema a new unique namespace will be assigned to the updated schema. In another scenario the TSG may decide to add a new component containing specific user related attributes. This new component will be assigned a new namespace and it will not influence the base vocabulary in any way. If other organisations or companies make extensions this can be either as a new component or as attributes added to the existing base vocabulary component where the new attributes uses a new namespace. This ensures that third parties can define and maintain their own vocabularies independently from the PSS base vocabulary.

## A.4.6 Signalling of profile information between client and server

URLdesc and Profdiff were introduced in clause A.4.1. The URLdesc is a list of URLs that point to locations on device profile servers from where the PSS server retrieves suitable device capability profiles. The Profdiff contains additional capability description information; e.g. overrides for certain attribute values. Both URLdesc and Profdiff are encapsulated in RTSP and HTTP messages using additional header fields. This can be seen in Figure A.1. In clause 9.1 of [40] three new HTTP headers are defined that can be used to implement the desired functionality: "x-wap-profile", "x-wap-profile-diff" and "x-wap-profile-warning". These headers are reused in PSS for both HTTP and RTSP.

- The "x-wap-profile" is a request header that contains a list of absolute URLs to device capability descriptions and profile diff names. The profile diff names correspond to additional profile information in the "x-wap-profile-diff" header.
- The "x-wap-profile-diff" is a request header that contains a subset of a device capability profile.
- The "x-wap-profile-warning" is a response header that contains error codes explaining to what extent the server has been able to match the terminal request.

Clause 5.2.5 of the present document defines this exchange mechanism.

It is left to the mobile terminal to decide when to send x-wap-profile headers. The mobile terminal could send the "x-wap-profile" and "x-wap-profile-diff" headers with each RTSP DESCRIBE and/or with each RTSP SETUP request. Sending them in the RTSP DESCRIBE request is useful for the PSS server to be able to make a better decision which presentation description to provision to the client. Sending the "x-wap-profile" and "x-wap-profile-diff" headers with an HTTP request is useful whenever the mobile terminal requests some multimedia content that will be used in the PSS application. For example it can be sent with the request for a SMIL file and the PSS server can see to it that the mobile terminal receives a SMIL file which is optimised for the particular terminal. Clause 5.2.5 of the present document gives recommendations for when profile information should be sent.

It is up to the PSS server to retrieve the device capability profiles using the URLs in the "x-wap-profile" header. The PSS server is also responsible to merge the profiles then received. If the "x-wap-profile-diff" header is present it must also merge that information with the retrieved profiles. This functionality is defined in clause 5.2.6.

It should be noted that it is up to the implementation of the mobile terminal what URLs to send in the "x-wap-profile" header. For instance, a terminal could just send one URL that points to a complete description of its capabilities. Another terminal might provide one URL that points to a description of the terminal hardware. A second URL that points to a description of a particular software version of the streaming application, and a third URL that points to the description of a hardware or software plug-in that is currently added to the standard configuration of that terminal. From this example it becomes clear that sending URLs from the mobile terminal to the server is good enough not only for static profiles but that it can also handle re-configurations of the mobile terminal such as software version changes, software plug-ins, hardware upgrades, etc.

As described above the list of URLs in the x-wap-profile header is a powerful tool to handle dynamic changes of the mobile terminal. The "x-wap-profile-diff" header could also be used to facilitate the same functionality. To use the "x-wap-profile-diff" header to e.g. send a complete profile (no URL present at all in the "x-wap-profile header") or updates as a result of e.g. a hardware plug-in is not recommended unless some compression scheme is applied over the air-interface. The reason is of course that the size of a profile may be large.

## A.4.7 Example of a PSS device capability description

The following is an example of a device capability profile as it could be available from a device profile server. The XML document includes the description of the imaginary "Phone007" phone.

Instead of a single XML document the description could also be spread over several files. The PSS server would need to retrieve these profiles separately in this case and would need to merge them. For instance, this would be useful when device capabilities of this phone that are related to streaming would differ among different versions of the phone. In this case the part of the profile for streaming would be separated from the rest into its own profile document. This separation allows describing the difference in streaming capabilities by providing multiple versions of the profile document for the streaming capabilities.

```
<?xml version="1.0"?>
<rdf:RDF xmlns:rdf="http://www.w3.org/1999/02/22-rdf-syntax-ns#"
  xmlns:ccpp="http://www.w3.org/2002/11/08-ccpp-ns#"
  xmlns:prf="http://www.wapforum.org/profiles/UAPROF/ccppschem-20070511#"
  xmlns:pss6="http://www.3gpp.org/profiles/PSS/ccppschem-PSS6#">
  <rdf:Description rdf:about="http://www.bar.com/Phones/Phone007">
    <ccpp:component>
      <rdf:Description rdf:ID="HardwarePlatform">
        <rdf:type rdf:resource="http://www.wapforum.org/profiles/UAPROF/ccppschem-
20070511#HardwarePlatform" />
        <prf:BitsPerPixel>4</prf:BitsPerPixel>
        <prf:ColorCapable>Yes</prf:ColorCapable>
        <prf:PixelAspectRatio>1x2</prf:PixelAspectRatio>
        <prf:PointingResolution>Pixel</prf:PointingResolution>
        <prf:Model>Phone007</prf:Model>
        <prf:Vendor>Ericsson</prf:Vendor>
      </rdf:Description>
    </ccpp:component>
    <ccpp:component>
      <rdf:Description rdf:ID="SoftwarePlatform">
        <rdf:type rdf:resource="http://www.wapforum.org/profiles/UAPROF/ccppschem-
20070511#SoftwarePlatform" />
        <prf:CcppAccept-Charset>
          <rdf:Bag>
            <rdf:li>UTF-8</rdf:li>
            <rdf:li>ISO-10646-UCS-2</rdf:li>
          </rdf:Bag>
        </prf:CcppAccept-Charset>
        <prf:CcppAccept-Encoding>
          <rdf:Bag>
            <rdf:li>base64</rdf:li>
            <rdf:li>quoted-printable</rdf:li>
          </rdf:Bag>
        </prf:CcppAccept-Encoding>
      </rdf:Description>
    </ccpp:component>
  </rdf:Description>
</rdf:RDF>
```



```

    <prf:CcppAccept-Language>
      <rdf:Seq>
        <rdf:li>en</rdf:li>
        <rdf:li>se</rdf:li>
      </rdf:Seq>
    </prf:CcppAccept-Language>
    <prf:DMCapable>Yes</prf:DMCapable>
    <prf:DMVersion>1.2</prf:DMVersion>
  </rdf:Description>
</ccpp:component>

<ccpp:component>
  <rdf:Description rdf:ID="PssCommon">
    <rdf:type rdf:resource="http://www.3gpp.org/profiles/PSS/ccppschemata-PSS6#PssCommon" />
    <pss6:AudioChannels>Stereo</pss6:AudioChannels>
    <pss6:MaxPolyphony>24</pss6:MaxPolyphony>
    <pss6:PssVersion>3GPP-R6</pss6:PssVersion>
    <pss6:RenderingScreenSize>160x120</pss6:RenderingScreenSize>
  </rdf:Description>
</ccpp:component>

<ccpp:component>
  <rdf:Description rdf:ID="Streaming">
    <rdf:type rdf:resource="http://www.3gpp.org/profiles/PSS/ccppschemata-PSS6#Streaming" />
    <pss6:ThreeGPPLinkChar>Yes</pss6:ThreeGPPLinkChar>
    <pss6:AdaptationSupport>Yes</pss6:AdaptationSupport>
    <pss6:ExtendedRtcpReports>Yes</pss6:ExtendedRtcpReports>
    <pss6:MediaAlternatives>Yes</pss6:MediaAlternatives>
    <pss6:RtpProfiles>
      <rdf:Bag>
        <rdf:li>RTP/AVP</rdf:li>
        <rdf:li>RTP/AVPF</rdf:li>
      </rdf:Bag>
    </pss6:RtpProfiles>
    <pss6:VideoPreDecoderBufferSize>30720</pss6:VideoPreDecoderBufferSize>
    <pss6:VideoInitialPostDecoderBufferingPeriod>0</pss6:VideoInitialPostDecoderBufferingPeriod>
    <pss6:VideoDecodingByteRate>16000</pss6:VideoDecodingByteRate>
    <pss6:StreamingAccept>
      <rdf:Bag>
        <rdf:li>audio/AMR</rdf:li>
        <rdf:li>audio/AMR-WB;octet-alignment=1</rdf:li>
        <rdf:li>video/H263-2000;profile=0;level=45</rdf:li>
        <rdf:li>video/H263-2000;profile=3;level=45</rdf:li>
        <rdf:li>video/MP4V-ES</rdf:li>
      </rdf:Bag>
    </pss6:StreamingAccept>
  </rdf:Description>
</ccpp:component>

<ccpp:component>
  <rdf:Description rdf:ID="ThreeGPFileFormat">
    <rdf:type rdf:resource="http://www.3gpp.org/profiles/PSS/ccppschemata-PSS6#ThreeGPFileFormat" />
    <pss6:Brands>
      <rdf:Bag>
        <rdf:li>3gp4</rdf:li>
        <rdf:li>3gp5</rdf:li>
        <rdf:li>3gp6</rdf:li>
        <rdf:li>3gr6</rdf:li>
      </rdf:Bag>
    </pss6:Brands>
    <pss6:ThreeGPAccept>
      <rdf:Bag>
        <rdf:li>audio/AMR</rdf:li>
        <rdf:li>audio/AMR-WB;octet-alignment=1</rdf:li>
        <rdf:li>video/H263-2000;profile=0;level=45</rdf:li>
        <rdf:li>video/H263-2000;profile=3;level=45</rdf:li>
        <rdf:li>video/Text</rdf:li>
      </rdf:Bag>
    </pss6:ThreeGPAccept>
  </rdf:Description>
</ccpp:component>

<ccpp:component>
  <rdf:Description rdf:ID="PssSmil">
    <rdf:type rdf:resource="http://www.3gpp.org/profiles/PSS/ccppschemata-PSS6#PssSmil" />
    <pss6:SmilAccept>
      <rdf:Bag>
        <rdf:li>Streaming-Media</rdf:li>
      </rdf:Bag>
    </pss6:SmilAccept>
  </rdf:Description>
</ccpp:component>

```

```

    <rdf:li>video/3gpp</rdf:li>
    <rdf:li>audio/AMR</rdf:li>
    <rdf:li>audio/sp-midi</rdf:li>
  </rdf:Bag>
</pss6:SmilAccept>
<pss6:SmilAccept-Subset>
  <rdf:Bag>
    <rdf:li>JPEG-PSS</rdf:li>
  </rdf:Bag>
</pss6:SmilAccept-Subset>
<pss6:SmilBaseSet>SMIL-3GPP-R6</pss6:SmilBaseSet>
<pss6:SmilModules>
  <rdf:Bag>
    <rdf:li>BasicTransitions</rdf:li>
    <rdf:li>MulitArcTiming</rdf:li>
  </rdf:Bag>
</pss6:SmilModules>
</rdf:Description>
</ccpp:component>

</rdf:Description>
</rdf:RDF>
```

---

## Annex B (informative): SMIL authoring guidelines

The SMIL authoring guidelines are given in [52].

---

## Annex C (normative): MIME media types

### C.1 (void)

---

### C.2 MIME media type sp-midi

MIME media type name: audio

MIME subtype name: sp-midi

Required parameters: none

Optional parameters: none

NOTE: The above text will be replaced with a reference to the RFC describing the sp-midi MIME media type as soon as this becomes available.

---

### C.3 MIME media type mobile-xmf

MIME media type name: audio

MIME subtype name: mobile-xmf

Required parameters: none

Optional parameters:

prl:

prl is a string (inside double quotation marks ") containing the playback resources included in all Content Description MetaDataItems of the Mobile XMF file. The string contains two digit hexadecimal numbers representing data bytes from the Content Description Meta Data. The same resource is listed only once. A playback resource contains two parts: a prefix and data. If the file includes Playback Resource Lists such as [00h 01h 00h 02h] and [00h 01h 00h 03h], the corresponding prl is '000100020003' containing playback resources 01, 02, and 03 with the prefix 00.

minimum-pr:

minimum-pr is a string containing the Maximum Instantaneous Resource (MIR) values from the first row of all MIR Count Tables corresponding to the playback resources listed in prl. Only the largest value from the values of the same resource is chosen. If the file includes first rows of MIR Count Tables such as [02h 00h] and [01h 01h] corresponding to the above Playback Resource Lists, the corresponding minimum-pr is '020001'. (02 is the largest of 2 and 1, 00 is the largest of 0, and 01 is the largest of 1.) minimum-pr requires the use of prl and the values in minimum-pr must be in the same order as the resources in prl. minimum-pr is the most important of minimum-pr and total-pr, because it defines the minimum playback requirements.

total-pr:

total-pr is a string containing the MIR values from the last row of all MIR Count Tables corresponding to the playback resources listed in prl. Only the largest value from the values of the same resource is chosen. If the file includes last rows of MIR Count Tables such as [05h 02h] and [06h 01h] corresponding to the above Playback Resource Lists, the corresponding total-pr is '060201'. (06 is the largest of 5 and 6, 02 is the largest of 2, and 01 is the largest of 1.) total-pr requires the use of prl and the values in total-pr must be in the same order as the resources in prl.

NOTE: The above text will be replaced with a reference to the RFC describing the mobile-xmf MIME media type as soon as this becomes available.

## C.4 (void)

---

## Annex D (normative): 3GP files – codecs and identification

The definition of the 3GPP file format, including codec registration and file identification, is given in [50]. The timed text format is defined in [51].

---

## Annex E (normative): RTP payload format and file storage format for AMR and AMR-WB audio

The AMR and AMR-WB speech codec RTP payload, storage format and MIME type registration are specified in [11].

## Annex F (normative): RDF schema for the PSS base vocabulary

```

<?xml version="1.0"?>

<!--
  This document is the RDF Schema for Packet-switched Streaming
  Service (PSS)-specific vocabulary as defined in 3GPP TS 26.234
  Release 12 (in the following "the specification").

  The URI for unique identification of this RDF Schema is
  http://www.3gpp.org/profiles/PSS/ccppschem-PSS12#

  This RDF Schema includes the same information as the respective
  chapter of the specification. Greatest care has been taken to keep
  the two documents consistence. However, in case of any divergence
  the specification takes precedence.

  All reference in this RDF Schmea are to be interpreted relative to
  the specification. This means all references using the form
  [ref] are defined in chapter 2 "References" of the specification.
  All other references refer to parts within that document.

  Note: This Schemas has been aligned in structure and base
  vocabulary to the RDF Schema used by UAProf [40].
-->

<rdf:RDF xmlns:rdf="http://www.w3.org/1999/02/22-rdf-syntax-ns#"
  xmlns:rdfs="http://www.w3.org/2000/01/rdf-schema#" >

<!-- ***** -->
<!-- ***** Properties shared among the components***** -->

  <rdf:Description rdf:ID="defaults">
    <rdf:type rdf:resource="http://www.w3.org/1999/02/22-rdf-syntax-ns#Property"/>
    <rdfs:domain rdf:resource="#PssCommon"/>
    <rdfs:domain rdf:resource="#Streaming"/>
    <rdfs:domain rdf:resource="#ThreeGPFileFormat"/>
    <rdfs:domain rdf:resource="#PssSmil"/>
    <rdfs:comment>
      An attribute used to identify the default capabilities.
    </rdfs:comment>
  </rdf:Description>

<!-- ***** -->
<!-- ***** Component Definitions ***** -->

  <rdf:Description rdf:ID="PssCommon">
    <rdf:type rdf:resource="http://www.w3.org/2000/01/rdf-schema#Class"/>
    <rdfs:subClassOf rdf:resource="http://www.wapforum.org/profiles/UAPROF/ccppschem-
20070511#Component"/>
    <rdfs:label>Component: PssCommon</rdfs:label>
    <rdfs:comment>
      The PssCommon component specifies the base vocabulary common for all
      PSS applications, in contrast to application-specific parts of the PSS
      base vocabulary which are described by the Streaming, ThreeGPFileFormat and
      PssSmil components defined below.

      PSS servers supporting capability exchange should understand the attributes
      in this component as explained in detail in 3GPP TS 26.234 Release 7.
    </rdfs:comment>
  </rdf:Description>

  <rdf:Description rdf:ID="Streaming">
    <rdf:type rdf:resource="http://www.w3.org/2000/01/rdf-schema#Class"/>
    <rdfs:subClassOf rdf:resource="http://www.wapforum.org/profiles/UAPROF/ccppschem-
20070511#Component"/>
    <rdfs:label>Component: Streaming</rdfs:label>
    <rdfs:comment>
      The Streaming component specifies the base vocabulary for pure RTSP/RTP-
      based streaming in PSS.

```



```

    PSS servers supporting capability exchange should understand the attributes
    in this component as explained in detail in 3GPP TS 26.234 Release 7.
  </rdfs:comment>
</rdf:Description>

<rdf:Description rdf:ID="ThreeGPFileFormat">
  <rdf:type rdf:resource="http://www.w3.org/2000/01/rdf-schema#Class"/>
  <rdfs:subClassOf rdf:resource="http://www.wapforum.org/profiles/UAPROF/ccppschem-
20070511#Component"/>
  <rdfs:label>Component: ThreeGPFileFormat</rdfs:label>
  <rdfs:comment>
    The ThreeGPFileFormat component specifies the base vocabulary for 3GP file
    download or progressive download in PSS.

    PSS servers supporting capability exchange should understand the attributes
    in this component as explained in detail in 3GPP TS 26.234 Release 7.
  </rdfs:comment>
</rdf:Description>

<rdf:Description rdf:ID="PssSmil">
  <rdf:type rdf:resource="http://www.w3.org/2000/01/rdf-schema#Class"/>
  <rdfs:subClassOf rdf:resource="http://www.wapforum.org/profiles/UAPROF/ccppschem-
20070511#Component"/>
  <rdfs:label>Component: PssSmil</rdfs:label>
  <rdfs:comment>
    The PssSmil component specifies the base vocabulary for SMIL presentations
    in PSS. Note that capabilities regarding streaming and 3GP files that are
    part of a SMIL presentation are expressed by the vocabularies specified by
    the Streaming and ThreeGPFileFormat components, respectively.

    PSS servers supporting capability exchange should understand the attributes
    in this component as explained in detail in 3GPP TS 26.234 Release 7.
  </rdfs:comment>
</rdf:Description>

<!-- **
  ** In the following property definitions, the defined types
  ** are as follows:
  **
  ** Number: A positive integer
  ** [0-9]+
  ** Boolean: A yes or no value
  ** Yes|No
  ** Literal: An alphanumeric string
  ** [A-Za-z0-9/.\_]+
  ** Dimension: A pair of numbers
  ** [0-9]+x[0-9]+
  **
-->

<!-- ***** -->
<!-- ***** Component: PssCommon ***** -->

<rdf:Description rdf:ID="AudioChannels">
  <rdf:type rdf:resource="http://www.w3.org/1999/02/22-rdf-syntax-ns#Property"/>
  <rdfs:domain rdf:resource="#PssCommon"/>
  <rdfs:comment>
    Description: This attribute describes the stereophonic capability of the
    natural audio device. The only legal values are "Mono" and "Stereo".

    Type: Literal
    Resolution: Locked
    Examples: "Mono", "Stereo"
  </rdfs:comment>
</rdf:Description>

<rdf:Description rdf:ID="MaxPolyphony">
  <rdf:type rdf:resource="http://www.w3.org/1999/02/22-rdf-syntax-ns#Property"/>
  <rdfs:domain rdf:resource="#PssCommon"/>
  <rdfs:comment>
    Description: The MaxPolyphony attribute refers to the maximal polyphony
    that the synthetic audio device supports as defined in [44]. Legal values
    are integer between 5 to 24.
    NOTE: MaxPolyphony attribute can be used to signal the maximum polyphony
    capabilities supported by the PSS client. This is a complementary
    mechanism for the delivery of compatible SP-MIDI content and thus
    the PSS client is required to support Scalable Polyphony MIDI i.e.
    Channel Masking defined in [44].
  </rdfs:comment>
</rdf:Description>

```

```

    Type: Number
    Resolution: Locked
    Examples: 8
  </rdfs:comment>
</rdf:Description>

<rdf:Description rdf:ID="NumOfGM1Voices">
  <rdf:type rdf:resource="http://www.w3.org/1999/02/22-rdf-syntax-ns#Property"/>
  <rdfs:domain rdf:resource="#PssCommon"/>
  <rdfs:comment>
    Description: The NumOfGM1Voices attribute refers to the maximum number
    of simultaneous GM1 voices that the synthetic audio engine supports.
    Legal values are integers greater or equal than 5.

    Type: Number
    Resolution: Locked
    Examples: 24
  </rdfs:comment>
</rdf:Description>

<rdf:Description rdf:ID="NumOfMobileDLSVoicesWithoutOptionalBlocks">
  <rdf:type rdf:resource="http://www.w3.org/1999/02/22-rdf-syntax-ns#Property"/>
  <rdfs:domain rdf:resource="#PssCommon"/>
  <rdfs:comment>
    Description: The NumOfMobileDLSVoicesWithoutOptionalBlocks attribute
    refers to the maximum number of simultaneous voices without optional
    group of processing blocks that the synthetic audio engine supports.
    Legal values are integers greater or equal than 5.

    Type: Number
    Resolution: Locked
    Examples: 24
  </rdfs:comment>
</rdf:Description>

<rdf:Description rdf:ID="NumOfMobileDLSVoicesWithOptionalBlocks">
  <rdf:type rdf:resource="http://www.w3.org/1999/02/22-rdf-syntax-ns#Property"/>
  <rdfs:domain rdf:resource="#PssCommon"/>
  <rdfs:comment>
    Description: The NumOfMobileDLSVoicesWithOptionalBlocks attribute refers
    to the maximum number of simultaneous voices with optional group of
    processing blocks that the synthetic audio engine supports. This attribute
    is set to zero for devices that do not support the optional group of
    processing blocks. Legal values are integers greater or equal than 0.

    Type: Number
    Resolution: Locked
    Examples: 24
  </rdfs:comment>
</rdf:Description>

<rdf:Description rdf:ID="PssVersion">
  <rdf:type rdf:resource="http://www.w3.org/1999/02/22-rdf-syntax-ns#Property"/>
  <rdfs:domain rdf:resource="#PssCommon"/>
  <rdfs:comment>
    Description: Latest PSS version supported by the client. Legal
    values are "3GPP-R4", "3GPP-R5", "3GPP-R6", "3GPP-R7" and so forth.

    Type: Literal
    Resolution: Locked
    Examples: "3GPP-R5", "3GPP-R6"
  </rdfs:comment>
</rdf:Description>

<rdf:Description rdf:ID="RenderingScreenSize">
  <rdf:type rdf:resource="http://www.w3.org/1999/02/22-rdf-syntax-ns#Property"/>
  <rdfs:domain rdf:resource="#PssCommon"/>
  <rdfs:comment>
    Description: The rendering size of the device's screen in unit of
    pixels available for PSS media presentation. The horizontal size is
    given followed by the vertical size. Legal values are pairs of integer
    values equal or greater than zero. A value equal "0x0" means that there
    exists no display or just textual output is supported.

    Type: Dimension
    Resolution: Locked
    Examples: "160x120"
  </rdfs:comment>
</rdf:Description>

```

```

</rdfs:comment>
</rdf:Description>

<rdf:Description rdf:ID=" RenderingScreenSizeMm">
  <rdf:type rdf:resource="http://www.w3.org/1999/02/22-rdf-syntax-ns#Property"/>
  <rdfs:domain rdf:resource="#PssCommon"/>
  <rdfs:comment>
    Description: The rendering size of the device's screen in unit of
    millimeters available for PSS media presentation. The horizontal size is
    given followed by the vertical size. Legal values are pairs of floating
    values equal or greater than zero. A value equal "0.0x0.0" means that there
    exists no possibility to render visual PSS media presentation.

    Type: Dimension
    Resolution: Locked
    Examples: "110.5x56.0"
  </rdfs:comment>
</rdf:Description>

<!-- ***** -->
<!-- ***** Component: Streaming ***** -->

<rdf:Description rdf:ID="StreamingMethod">
  <rdf:type rdf:resource="http://www.w3.org/1999/02/22-rdf-syntax-ns#Property"/>
  <rdfs:range rdf:resource="http://www.w3.org/1999/02/22-rdf-syntax-ns#Bag"/>
  <rdfs:domain rdf:resource="#Streaming"/>
  <rdfs:comment>
    Description: List of streaming methods supported by the PSS application. The client may
    support RTP streaming, HTTP streaming, or both.

    Type: Literal (bag)
    Resolution: Append
    Examples: "RTP,HTTP"
  </rdfs:comment>
</rdf:Description>

<rdf:Description rdf:ID="StreamingAccept">
  <rdf:type rdf:resource="http://www.w3.org/1999/02/22-rdf-syntax-ns#Property"/>
  <rdfs:range rdf:resource="http://www.w3.org/1999/02/22-rdf-syntax-ns#Bag"/>
  <rdfs:domain rdf:resource="#Streaming"/>
  <rdfs:comment>
    Description: List of content types (MIME types) relevant for streaming
    over RTP supported by the PSS application. Content types listed shall be
    possible to stream over RTP. For each content type a set of MIME parameters
    can be specified to signal receiver capabilities. A content type that
    supports multiple parameter sets may occur several times in the list.
    Legal values are lists of MIME types with related parameters.

    Type: Literal (bag)
    Resolution: Append
    Examples: "audio/AMR-WB;octet-alignment=1,application/smil"
  </rdfs:comment>
</rdf:Description>

<rdf:Description rdf:ID="StreamingAccept-Subset">
  <rdf:type rdf:resource="http://www.w3.org/1999/02/22-rdf-syntax-ns#Property"/>
  <rdfs:range rdf:resource="http://www.w3.org/1999/02/22-rdf-syntax-ns#Bag"/>
  <rdfs:domain rdf:resource="#Streaming"/>
  <rdfs:comment>
    Description: List of content types for which the PSS application supports
    a subset. MIME types can in most cases effectively be used to express
    variations in support for different media types. Many MIME types, e.g.
    AMR-WB has several parameters that can be used for this purpose. There
    may exist content types for which the PSS application only supports a
    subset and this subset cannot be expressed with MIME-type parameters.
    In these cases the attribute StreamingAccept-Subset is used to describe
    support for a subset of a specific content type. If a subset of a specific
    content type is declared in StreamingAccept-Subset, this means that
    StreamingAccept-Subset has precedence over StreamingAccept.
    StreamingAccept shall always include the corresponding content types for
    which StreamingAccept-Subset specifies subsets of.
    No legal values are currently defined.

    Type: Literal (bag)
    Resolution: Locked
  </rdfs:comment>
</rdf:Description>

```

```
<rdf:Description rdf:ID="StreamingFramePackingFormatsRTP">
  <rdf:type rdf:resource="http://www.w3.org/1999/02/22-rdf-syntax-ns#Property"/>
  <rdfs:range rdf:resource="http://www.w3.org/1999/02/22-rdf-syntax-ns#Bag"/>
  <rdfs:domain rdf:resource="#Streaming"/>
  <rdfs:comment>
    Description: List of supported frame packing formats relevant for streaming of
    stereoscopic 3D video over RTP supported by the PSS application. The frame
    packing formats within scope for stereoscopic 3D video are defined in Table D-8
    of [90].

    Type: Literal (bag)
    Resolution: Append
    Examples: '3,4'
  </rdfs:comment>
</rdf:Description>

<rdf:Description rdf:ID="StreamingFramePackingFormatsHTTP">
  <rdf:type rdf:resource="http://www.w3.org/1999/02/22-rdf-syntax-ns#Property"/>
  <rdfs:range rdf:resource="http://www.w3.org/1999/02/22-rdf-syntax-ns#Bag"/>
  <rdfs:domain rdf:resource="#Streaming"/>
  <rdfs:comment>
    Description: List of supported frame packing formats relevant for streaming of
    stereoscopic 3D video over HTTP supported by the PSS application. The frame
    packing formats within scope for stereoscopic 3D video are defined in Table D-8
    of [90].

    Type: Literal (bag)
    Resolution: Append
    Examples: '3,4'
  </rdfs:comment>
</rdf:Description>

<rdf:Description rdf:ID="StreamingCVOCapable">
  <rdf:type rdf:resource="http://www.w3.org/1999/02/22-rdf-syntax-ns#Property"/>
  <rdfs:domain rdf:resource="#Streaming"/>
  <rdfs:comment>
    Description: Indicates whether the client is a CVO capable receiver of RTP
    streams, i.e. provided that the video orientation information for the delivered
    content is communicated to the client in an RTP extension header as specified
    in clause 6.2.5 (corresponding to urn:3gpp:video-orientation), the client can
    interpret the video orientation and align the video correctly for
    rendering/display purposes. If this attribute is reported and the
    StreamingHighGranularityCVOCapable attribute is reported as a 'Yes', then the
    value of this attribute shall be a 'Yes'.

    Type: Literal
    Resolution: Locked
    Examples: 'Yes'
  </rdfs:comment>
</rdf:Description>

<rdf:Description rdf:ID="StreamingHighGranularityCVOCapable">
  <rdf:type rdf:resource="http://www.w3.org/1999/02/22-rdf-syntax-ns#Property"/>
  <rdfs:domain rdf:resource="#Streaming"/>
  <rdfs:comment>
    Description: Indicates whether the client is a Higher Granularity CVO capable
    receiver of RTP streams, i.e. provided that the video orientation information
    of the delivered content is communicated to the client in an RTP extension
    header as specified in clause 6.2.5 (corresponding to urn:3GPP:video-
    orientation:6), the client can interpret the video orientation and align the
    video correctly for rendering/display purposes.

    Type: Literal
    Resolution: Locked
    Examples: 'Yes'
  </rdfs:comment>
</rdf:Description>

<rdf:Description rdf:ID="LinkChar">
  <rdf:type rdf:resource="http://www.w3.org/1999/02/22-rdf-syntax-ns#Property"/>
  <rdfs:domain rdf:resource="#Streaming"/>
  <rdfs:comment>
    Description: This attribute indicates whether the device supports the
    3GPP-Link-Char header according to clause 10.2.1.1 of the specification.
    Legal values are "Yes" and "No".

    Type: Literal
    Resolution: Override
```

```
Examples: "Yes"
</rdfs:comment>
</rdf:Description>

<rdf:Description rdf:ID="AdaptationSupport">
  <rdf:type rdf:resource="http://www.w3.org/1999/02/22-rdf-syntax-ns#Property"/>
  <rdfs:domain rdf:resource="#Streaming"/>
  <rdfs:comment>
    Description: This attribute indicates whether the device supports
    client buffer feedback signaling according to clause 10.2.3 of the
    specification. Legal values are "Yes" and "No".

    Type: Literal
    Resolution: Locked
    Examples: "Yes"
  </rdfs:comment>
</rdf:Description>

<rdf:Description rdf:ID="QoESupport">
  <rdf:type rdf:resource="http://www.w3.org/1999/02/22-rdf-syntax-ns#Property"/>
  <rdfs:domain rdf:resource="#Streaming"/>
  <rdfs:comment>
    Description: This attribute indicates whether the device supports
    QoE signaling according to clauses 5.3.2.3, 5.3.3.6, and 11 of the
    specification. Legal values are "Yes" and "No".

    Type: Literal
    Resolution: Locked
    Examples: "Yes"
  </rdfs:comment>
</rdf:Description>

<rdf:Description rdf:ID="ExtendedRtcpReports">
  <rdf:type rdf:resource="http://www.w3.org/1999/02/22-rdf-syntax-ns#Property"/>
  <rdfs:domain rdf:resource="#Streaming"/>
  <rdfs:comment>
    Description: This attribute indicates whether the device supports
    extended RTCP reports according to clause 6.2.3.1 of the specification.
    Legal values are "Yes" and "No".

    Type: Literal
    Resolution: Locked
    Examples: "Yes"
  </rdfs:comment>
</rdf:Description>

<rdf:Description rdf:ID="RtpRetransmission">
  <rdf:type rdf:resource="http://www.w3.org/1999/02/22-rdf-syntax-ns#Property"/>
  <rdfs:domain rdf:resource="#Streaming"/>
  <rdfs:comment>
    Description: This attribute indicates whether the device supports RTP
    retransmission according to clause 6.2.3.3 of the specification.
    Legal values are "Yes" and "No".

    Type: Literal
    Resolution: Locked
    Examples: "Yes"
  </rdfs:comment>
</rdf:Description>

<rdf:Description rdf:ID="MediaAlternatives">
  <rdf:type rdf:resource="http://www.w3.org/1999/02/22-rdf-syntax-ns#Property"/>
  <rdfs:domain rdf:resource="#Streaming"/>
  <rdfs:comment>
    Description: This attribute indicates whether the device interprets the
    SDP attributes "alt", "alt-default-id", and "alt-group", defined in
    clauses 5.3.3.3 and 5.3.3.4 of the specification.
    Legal values are "Yes" and "No".

    Type: Literal
    Resolution: Override
    Examples: "Yes"
  </rdfs:comment>
</rdf:Description>

<rdf:Description rdf:ID="RtpProfiles">
  <rdf:type rdf:resource="http://www.w3.org/1999/02/22-rdf-syntax-ns#Property"/>
  <rdfs:range rdf:resource="http://www.w3.org/1999/02/22-rdf-syntax-ns#Bag"/>
```

```

<rdfs:domain rdf:resource="#Streaming"/>
<rdfs:comment>
  Description: This attribute lists the supported RTP profiles. Legal
  values are profile names registered through the Internet Assigned Numbers
  Authority (IANA), www.iana.org.

  Type: Literal (bag)
  Resolution: Append
  Examples: "RTP/AVP,RTP/AVPF"
</rdfs:comment>
</rdf:Description>

<rdf:Description rdf:ID="ProtectedStreaming">
<rdf:type rdf:resource="http://www.w3.org/1999/02/22-rdf-syntax-ns#Property"/>
<rdfs:range rdf:resource="http://www.w3.org/1999/02/22-rdf-syntax-ns#Bag"/>
<rdfs:domain rdf:resource="#Streaming"/>
<rdfs:comment>
  Description: Indicates whether the device protection
  for streamed content as defined by Annex R. Legal values are "Yes" and
  "No".

  Type: Literal
  Resolution: Locked
  Examples: "Yes"
</rdfs:comment>
</rdf:Description>

<rdf:Description rdf:ID="3GPPPPipelined">
<rdf:type rdf:resource="http://www.w3.org/1999/02/22-rdf-syntax-ns#Property"/>
<rdfs:domain rdf:resource="#Streaming"/>
<rdfs:comment>
  Description: This attribute indicates whether the device supports fast content start-up with
  pipelining according to clause 5.5.3.
  Legal values are "Yes" and "No".

  Type: Literal
  Resolution: Locked
  Examples: "Yes"
</rdfs:comment>
</rdf:Description>

<rdf:Description rdf:ID="3GPPSwitch">
<rdf:type rdf:resource="http://www.w3.org/1999/02/22-rdf-syntax-ns#Property"/>
<rdfs:domain rdf:resource="#Streaming"/>
<rdfs:comment>
  Description: This attribute indicates whether the device supports fast content switching with
  known SDP according to clause 5.5.4.3..
  Legal values are "Yes" and "No".

  Type: Literal
  Resolution: Locked
  Examples: "Yes"
</rdfs:comment>
</rdf:Description>

<rdf:Description rdf:ID="3GPPSwitchReqSDP">
<rdf:type rdf:resource="http://www.w3.org/1999/02/22-rdf-syntax-ns#Property"/>
<rdfs:domain rdf:resource="#Streaming"/>
<rdfs:comment>
  Description: This attribute indicates whether the device supports fast content switching
  without SDP according to clause 5.5.4.4.
  Legal values are "Yes" and "No".

  Type: Literal
  Resolution: Locked
  Examples: "Yes"
</rdfs:comment>
</rdf:Description>

<rdf:Description rdf:ID="3GPPSwitchStream">
<rdf:type rdf:resource="http://www.w3.org/1999/02/22-rdf-syntax-ns#Property"/>
<rdfs:domain rdf:resource="#Streaming"/>
<rdfs:comment>
  Description: This attribute indicates whether the device supports the fast switching of media
  streams according to clause 5.5.4.5.
  Legal values are "Yes" and "No".

  Type: Literal

```

```

    Resolution: Locked
    Examples: "Yes"
  </rdfs:comment>
</rdf:Description>

<rdf:Description rdf:ID="AcceptRanges">
  <rdf:type rdf:resource="http://www.w3.org/1999/02/22-rdf-syntax-ns#Property"/>
  <rdfs:range rdf:resource="http://www.w3.org/1999/02/22-rdf-syntax-ns#Bag"/>
  <rdfs:domain rdf:resource="#Streaming"/>
  <rdfs:comment>
    Description: List of range indications that are accepted by the client. The client may support
    UTC or NPT or both.

    Type: Literal (bag)
    Resolution: Append
    Examples: "NPT,UTC"
  </rdfs:comment>
</rdf:Description>

<rdf:Description rdf:ID="ISMACryp">
  <rdf:type rdf:resource="http://www.w3.org/1999/02/22-rdf-syntax-ns#Property"/>
  <rdfs:range rdf:resource="http://www.w3.org/1999/02/22-rdf-syntax-ns#Bag"/>
  <rdfs:domain rdf:resource="#Streaming"/>
  <rdfs:comment>
    Description: Indicates whether the device supports streamed protected
    content in ISMACryp format, as defined by ISMACryp and Annex R. Legal values are ISMACryp
    Version numbers supported as a floating number. 0.0 indicates no support.

    Type: Literal (bag)
    Resolution: Locked
    Examples: "2.0"
  </rdfs:comment>
</rdf:Description>

<rdf:Description rdf:ID="VideoDecodingByteRate">
  <rdf:type rdf:resource="http://www.w3.org/1999/02/22-rdf-syntax-ns#Property"/>
  <rdfs:domain rdf:resource="#Streaming"/>
  <rdfs:comment>
    Description: If Annex G is not supported, the attribute has no meaning.
    If Annex G is supported, this attribute defines the peak decoding byte
    rate the PSS client is able to support. In other words, the PSS client
    fulfils the requirements given in Annex G with the signalled peak decoding
    byte rate. The values are given in bytes per second and shall be greater
    than or equal to 16000. According to Annex G, 16000 is the default peak
    decoding byte rate for the mandatory video codec profile and level
    (H.263 Profile 0 Level 45). Legal values are integer values greater than
    or equal to 16000.

    Type: Number
    Resolution: Locked
    Examples: "16000"
  </rdfs:comment>
</rdf:Description>

<rdf:Description rdf:ID="VideoInitialPostDecoderBufferingPeriod">
  <rdf:type rdf:resource="http://www.w3.org/1999/02/22-rdf-syntax-ns#Property"/>
  <rdfs:domain rdf:resource="#Streaming"/>
  <rdfs:comment>
    Description: If Annex G is not supported, the attribute has no
    meaning. If Annex G is supported, this attribute defines the
    maximum initial post-decoder buffering period of video. Values are
    interpreted as clock ticks of a 90-kHz clock. In other words, the
    value is incremented by one for each 1/90 000 seconds. For
    example, the value 9000 corresponds to 1/10 of a second initial
    post-decodder buffering. Legal values are all integer values equal
    to or greater than zero.

    Type: Number
    Resolution: Locked
    Examples: "9000"
  </rdfs:comment>
</rdf:Description>

<rdf:Description rdf:ID="VideoPreDecoderBufferSize">
  <rdf:type rdf:resource="http://www.w3.org/1999/02/22-rdf-syntax-ns#Property"/>
  <rdfs:domain rdf:resource="#Streaming"/>
  <rdfs:comment>
    Description: This attribute signals if the optional video

```

buffering requirements defined in Annex G are supported. It also defines the size of the hypothetical pre-decoder buffer defined in Annex G. A value equal to zero means that Annex G is not supported. A value equal to one means that Annex G is supported. In this case the size of the buffer is the default size defined in Annex G. A value equal to or greater than the default buffer size defined in Annex G means that Annex G is supported and sets the buffer size to the given number of octets. Legal values are all integer values equal to or greater than zero. Values greater than one but less than the default buffer size defined in Annex G are not allowed.

Type: Number  
Resolution: Locked  
Examples: "0", "4096"

</rdfs:comment>  
</rdf:Description>

```
<!-- ***** -->
<!-- ***** Component: ThreeGPFileFormat ***** -->
```

```
<rdf:Description rdf:ID="Brands">
  <rdf:type rdf:resource="http://www.w3.org/1999/02/22-rdf-syntax-ns#Property"/>
  <rdfs:range rdf:resource="http://www.w3.org/1999/02/22-rdf-syntax-ns#Bag"/>
  <rdfs:domain rdf:resource="#ThreeGPFileFormat"/>
  <rdfs:comment>
    Description: This attribute lists the supported 3GP profiles identified
    by brand. Legal values are brand identifiers according to 5.3.4 and 5.4
    in [50].
```

Type: Literal (bag)  
Resolution: Append  
Examples: "3gp4,3gp5,3gp6,3gr6,3gp7,3gr7,3ge7"

</rdfs:comment>  
</rdf:Description>

```
<rdf:Description rdf:ID="ThreeGPAccept">
  <rdf:type rdf:resource="http://www.w3.org/1999/02/22-rdf-syntax-ns#Property"/>
  <rdfs:range rdf:resource="http://www.w3.org/1999/02/22-rdf-syntax-ns#Bag"/>
  <rdfs:domain rdf:resource="#ThreeGPFileFormat"/>
  <rdfs:comment>
    Description: List of content types (MIME types) that can be included
    in a 3GP file and handled by the PSS application. If the identifier
    "Streaming-Media" is included, streaming media can be included in the
    presentation, e.g. in DIMS. Details on the streaming support can then be
    found in the Streaming component. For each content
    type a set of supported parameters can be given. A content type that
    supports multiple parameter sets may occur several times in the list.
```

Type: Literal (bag)  
Resolution: Append  
Examples: "video/H263-2000;profile=0;level=45,audio/AMR"

</rdfs:comment>  
</rdf:Description>

```
<rdf:Description rdf:ID="ThreeGPAccept-Subset">
  <rdf:type rdf:resource="http://www.w3.org/1999/02/22-rdf-syntax-ns#Property"/>
  <rdfs:range rdf:resource="http://www.w3.org/1999/02/22-rdf-syntax-ns#Bag"/>
  <rdfs:domain rdf:resource="#ThreeGPFileFormat"/>
  <rdfs:comment>
    Description: List of content types for which the PSS application
    supports a subset. MIME types can in most cases effectively be used
    to express variations in support for different media types. Many MIME
    types have several parameters that can be used for this purpose. There
    may exist content types for which the PSS application only supports a
    subset and this subset cannot be expressed with MIME type parameters.
    In these cases the attribute ThreeGPAccept-Subset is used to describe
    support for a subset of a specific content type. If a subset of a
    specific content type is declared in ThreeGPAccept-Subset, this means that
    ThreeGPAccept-Subset has precedence over ThreeGPAccept. ThreeGPAccept shall always
    include the corresponding content types for which ThreeGPAccept-Subset
    specifies subsets of. No legal values are currently defined.
```

Type: Literal (bag)  
Resolution: Locked

</rdfs:comment>  
</rdf:Description>



```

<rdf:Description rdf:ID="ThreeGPFramePackingFormats">
  <rdf:type rdf:resource="http://www.w3.org/1999/02/22-rdf-syntax-ns#Property"/>
  <rdfs:range rdf:resource="http://www.w3.org/1999/02/22-rdf-syntax-ns#Bag"/>
  <rdfs:domain rdf:resource="#ThreeGPFileFormat"/>
  <rdfs:comment>
    Description: List of supported frame packing formats relevant for stereoscopic
    3D video that can be included in a 3GP file and handled by the PSS application.

    Type: Literal (bag)
    Resolution: Append
    Examples: '3,4'
  </rdfs:comment>
</rdf:Description>

<rdf:Description rdf:ID="ThreeGPCVOCapable">
  <rdf:type rdf:resource="http://www.w3.org/1999/02/22-rdf-syntax-ns#Property"/>
  <rdfs:domain rdf:resource="#ThreeGPFileFormat"/>
  <rdfs:comment>
    Description: Indicates whether the client is a CVO capable receiver of 3GP
    files, i.e. provided that the video orientation information (corresponding to
    urn:3gpp:video-orientation) of the delivered content is communicated to the
    client in a 3GP file, the client can interpret the video orientation and align
    the video correctly for rendering/display purposes. If this attribute is
    reported and the ThreeGPHighGranularityCVOCapable attribute is reported as a
    'Yes', then the value of this attribute shall be a 'Yes'.

    Type: Literal
    Resolution: Locked
    Examples: 'Yes'
  </rdfs:comment>
</rdf:Description>

<rdf:Description rdf:ID="ThreeGPHighGranularityCVOCapable">
  <rdf:type rdf:resource="http://www.w3.org/1999/02/22-rdf-syntax-ns#Property"/>
  <rdfs:domain rdf:resource="#ThreeGPFileFormat"/>
  <rdfs:comment>
    Description: Indicates whether the client is a Higher Granularity CVO capable
    receiver of 3GP files, i.e. provided that the video orientation information
    (corresponding to urn:3gpp:video-orientation:6) of the delivered content is
    communicated to the client in a 3GP file, the client can interpret the video
    orientation and align the video correctly for rendering/display purposes.

    Type: Literal
    Resolution: Locked
    Examples: 'Yes'
  </rdfs:comment>
</rdf:Description>

<rdf:Description rdf:ID="ThreeGPOMAdrm">
  <rdf:type rdf:resource="http://www.w3.org/1999/02/22-rdf-syntax-ns#Property"/>
  <rdfs:range rdf:resource="http://www.w3.org/1999/02/22-rdf-syntax-ns#Bag"/>
  <rdfs:domain rdf:resource="#ThreeGPFileFormat"/>
  <rdfs:comment>
    Description: List of the OMA DRM versions that is supported to be used
    for DRM protection of content present in the 3GP file format. Legal values
    are OMA DRM version numbers as floating values. 0.0 indicates no support.

    Type: Literal (bag)
    Resolution: Locked
    Examples: "2.0"
  </rdfs:comment>
</rdf:Description>

<!-- ***** -->
<!-- ***** Component: PssSmil ***** -->

<rdf:Description rdf:ID="SmilAccept">
  <rdf:type rdf:resource="http://www.w3.org/1999/02/22-rdf-syntax-ns#Property"/>
  <rdfs:range rdf:resource="http://www.w3.org/1999/02/22-rdf-syntax-ns#Bag"/>
  <rdfs:domain rdf:resource="#PssSmil"/>
  <rdfs:comment>
    Description: List of content types (MIME types) that can be part of a
    SMIL presentation. The content types included in this attribute can be
    rendered in a SMIL presentation. If video/3gpp (or audio/3gpp) is
    included, downloaded 3GP files can be included in a SMIL presentation.
    Details on the 3GP file support can then be found in the ThreeGPFileFormat
    component. If the identifier "Streaming-Media" is included, streaming
    media can be included in the SMIL presentation. Details on the
  </rdfs:comment>

```

streaming support can then be found in the Streaming component. For each content type a set of supported parameters can be given. A content type that supports multiple parameter sets may occur several times in the list. Legal values are lists of MIME types with related parameters and the "Streaming-Media" identifier.

```

Type: Literal (bag)
Resolution: Append
Examples: "image/gif,image/jpeg,Streaming-Media"
</rdfs:comment>
</rdf:Description>

<rdf:Description rdf:ID="SmilAccept-Subset">
<rdf:type rdf:resource="http://www.w3.org/1999/02/22-rdf-syntax-ns#Property"/>
<rdfs:range rdf:resource="http://www.w3.org/1999/02/22-rdf-syntax-ns#Bag"/>
<rdfs:domain rdf:resource="#PssSmil"/>
<rdfs:comment>
Description: List of content types for which the PSS application
supports a subset. MIME types can in most cases effectively be used to
express variations in support for different media types. Many MIME types
have several parameters that can be used for this purpose. There may
exist content types for which the PSS application only supports a subset
and this subset cannot be expressed with MIME-type parameters. In these
cases the attribute SmilAccept-Subset is used to describe support for a
subset of a specific content type. If a subset of a specific content type
is declared in SmilAccept-Subset, this means that SmilAccept-Subset has
precedence over SmilAccept. SmilAccept shall always include the
corresponding content types for which SmilAccept-Subset specifies subsets
of.

The following values are defined:
- "JPEG-PSS": Only the two JPEG modes described in clause 7.5 of the
specifictaion are supported.
- "SVG-Tiny"
- "SVG-Basic"

Subset identifiers and corresponding semantics shall only be defined by
the TSG responsible for the present document.

Type: Literal (bag)
Resolution: Append
Examples: "JPEG-PSS,SVG-Tiny"
</rdfs:comment>
</rdf:Description>

<rdf:Description rdf:ID="SmilBaseSet">
<rdf:type rdf:resource="http://www.w3.org/1999/02/22-rdf-syntax-ns#Property"/>
<rdfs:domain rdf:resource="#PssSmil"/>
<rdfs:comment>
Description: Indicates a base set of SMIL 2.0 modules that the client
supports. Leagal values are the following pre-defined identifiers:
"SMIL-3GPP-R4" and "SMIL-3GPP-R5" indicate all SMIL 2.0 modules required
for SMIL scene-description support according to clause 8 of Release 4 and
Release 5, respectively, of TS 26.234. "SMIL-3GPP-R6" and "SMIL-3GPP-R7"
indicate all SMIL 2.0 modules required for SMIL scene description support
according to Release 6 and Release 7, respectively, of clause 8 of the
specification and of TS 26.246 [52].

Type: Literal
Resolution: Locked
Examples: "SMIL-3GPP-R4", "SMIL-3GPP-R5"
</rdfs:comment>
</rdf:Description>

<rdf:Description rdf:ID="SmilModules">
<rdf:type rdf:resource="http://www.w3.org/1999/02/22-rdf-syntax-ns#Property"/>
<rdfs:range rdf:resource="http://www.w3.org/1999/02/22-rdf-syntax-ns#Bag"/>
<rdfs:domain rdf:resource="#PssSmil"/>
<rdfs:comment>
Description: This attribute defines a list of SMIL 2.0 modules
supported by the client. If the SmilBaseSet is used those modules
do not need to be explicitly listed here. In that case only
additional module support needs to be listed. Legal values are all
SMIL 2.0 module names defined in the SMIL 2.0 recommendation [31],
section 2.3.3, table 2.

Type: Literal (bag)
Resolution: Locked

```

```
Examples: "BasicTransitions,MultArcTiming"  
</rdfs:comment>  
</rdf:Description>  
  
</rdf:RDF>
```

# Annex G (normative): Buffering of video

## G.1 Introduction

This annex describes video buffering requirements in the PSS. As defined in clause 7.4 of the present document, support for the annex is optional and may be signalled in the PSS capability exchange and in the SDP. This is described in clause 5.2 and clause 5.3.3 of the present document. When the annex is in use, the content of the annex is normative. In other words, PSS clients shall be capable of receiving an RTP packet stream that complies with the specified buffering model and PSS servers shall verify that the transmitted RTP packet stream complies with the specified buffering model.

## G.2 PSS Buffering Parameters

The behaviour of the PSS buffering model is controlled with the following parameters: the initial pre-decoder buffering period, the initial post-decoder buffering period, the size of the hypothetical pre-decoder buffer, the peak decoding byte rate, and the decoding macroblock rate. The default values of the parameters are defined below.

- The default initial pre-decoder buffering period is 1 second.
- The default initial post-decoder buffering period is zero.
- The default size of the hypothetical pre-decoder buffer is defined according to the maximum video bit-rate according to the table below:

**Table G.1: Default size of the hypothetical pre-decoder buffer**

Maximum video bit-rate	Default size of the hypothetical pre-decoder buffer
65536 bits per second	20480 bytes
131072 bits per second	40960 bytes
Undefined	51200 bytes

- The maximum video bit-rate can be signalled in the media-level bandwidth attribute of SDP as defined in clause 5.3.3 of this document. If the video-level bandwidth attribute was not present in the presentation description, the maximum video bit-rate is defined according to the video coding profile and level in use.
- The size of the hypothetical post-decoder buffer is an implementation-specific issue. The buffer size can be estimated from the maximum output data rate of the decoders in use and from the initial post-decoder buffering period.
- By default, the peak decoding byte rate is defined according to the video coding profile and level in use. For example, H.263 Level 45 requires support for bit-rates up to 128000 bits per second. Thus, the peak decoding byte rate equals to 16000 bytes per second.
- The default decoding macroblock rate is defined according to the video coding profile and level in use. If MPEG-4 Visual is in use, the default macroblock rate equals to VCV decoder rate. If H.263 is in use, the default macroblock rate equals to  $(1 / \text{minimum picture interval})$  multiplied by number of macroblocks in maximum picture format. For example, H.263 Profile 0 Level 45 requires support for picture formats up to QCIF and minimum picture interval down to  $2002 / 30000$  sec. Thus, the default macroblock rate would be  $30000 \times 99 / 2002 \approx 1484$  macroblocks per second.

PSS clients may signal their capability of providing larger buffers and faster peak decoding byte rates in the capability exchange process described in clause 5.2 of the present document. The average coded video bit-rate should be smaller than or equal to the bit-rate indicated by the video coding profile and level in use, even if a faster peak decoding byte rate were signalled.

Initial parameter values for each stream can be signalled within the SDP description of the stream. Signalled parameter values override the corresponding default parameter values. The values signalled within the SDP description guarantee pauseless playback from the beginning of the stream until the end of the stream (assuming a constant-delay reliable transmission channel).

PSS servers may update parameter values in the response for an RTSP PLAY request. If an updated parameter value is present, it shall replace the value signalled in the SDP description or the default parameter value in the operation of the PSS buffering model. An updated parameter value is valid only in the indicated playback range, and it has no effect after that. Assuming a constant-delay reliable transmission channel, the updated parameter values guarantee pauseless playback of the actual range indicated in the response for the PLAY request. The indicated pre-decoder buffer size and initial post-decoder buffering period shall be smaller than or equal to the corresponding values in the SDP description or the corresponding default values, whichever ones are valid. The header fields for RTSP are specified in clause 5.3.2.4.

The following example plays the whole presentation starting at SMPTE time code 0:10:20 until the end of the clip. The playback is to start at 15:36 on 23 Jan 1997. The suggested initial pre-decoder buffering period is half a second.

```
C->S: PLAY rtsp://audio.example.com/twister.en RTSP/1.0
      CSeq: 833
      Session: 12345678
      Range: smpte=0:10:20-;time=19970123T153600Z
      User-Agent: TheStreamClient/1.1b2

S->C: RTSP/1.0 200 OK
      CSeq: 833
      Date: 23 Jan 1997 15:35:06 GMT
      Range: smpte=0:10:22-;time=19970123T153600Z
      x-initpredecbufperiod: 45000
```

---

## G.3 PSS server buffering verifier

The PSS server buffering verifier is specified according to the PSS buffering model. The model is based on two buffers and two timers. The buffers are called the hypothetical pre-decoder buffer and the hypothetical post-decoder buffer. The timers are named the decoding timer and the playback timer.

The PSS buffering model is presented below.

1. The buffers are initially empty.
2. A PSS Server adds each transmitted RTP packet having video payload to the pre-decoder buffer immediately when it is transmitted. All protocol headers at RTP or any lower layer are removed.
3. Data is not removed from the pre-decoder buffer during a period called the initial pre-decoder buffering period. The period starts when the first RTP packet is added to the buffer.
4. When the initial pre-decoder buffering period has expired, the decoding timer is started from a position indicated in the previous RTSP PLAY request.
5. Removal of a video frame is started when both of the following two conditions are met: First, the decoding timer has reached the scheduled playback time of the frame. Second, the previous video frame has been totally removed from the pre-decoder buffer.
6. The duration of frame removal is the larger one of the two candidates: The first candidate is equal to the number of macroblocks in the frame divided by the decoding macroblock rate. The second candidate is equal to the number of bytes in the frame divided by the peak decoding byte rate. When the coded video frame has been removed from the pre-decoder buffer entirely, the corresponding uncompressed video frame is located into the post-decoder buffer.
7. Data is not removed from the post-decoder buffer during a period called the initial post-decoder buffering period. The period starts when the first frame has been placed into the post-decoder buffer.
8. When the initial post-decoder buffering period has expired, the playback timer is started from the position indicated in the previous RTSP PLAY request.
9. A frame is removed from the post-decoder buffer immediately when the playback timer reaches the scheduled playback time of the frame.

10. Each RTSP PLAY request resets the PSS buffering model to its initial state.

A PSS server shall verify that a transmitted RTP packet stream complies with the following requirements:

- The PSS buffering model shall be used with the default or signalled buffering parameter values. Signalled parameter values override the corresponding default parameter values.
- The occupancy of the hypothetical pre-decoder buffer shall not exceed the default or signalled buffer size.
- Each frame shall be inserted into the hypothetical post-decoder buffer before or on its scheduled playback time.

---

## G.4 PSS client buffering requirements

When the annex is in use, the PSS client shall be capable of receiving an RTP packet stream that complies with the PSS server buffering verifier when the RTP packet stream is carried over a constant-delay reliable transmission channel. Furthermore, the video decoder of the PSS client, which may include handling of post-decoder buffering, shall output frames at the correct rate defined by the RTP time-stamps of the received packet stream.

---

## Annex H (informative): Content creator guidelines for the synthetic audio medium type

It is recommended that the first element of the MIP (Maximum Instantaneous Polyphony) message of the SP-MIDI content intended for synthetic audio PSS/MMS should be no more than 5. For instance the following MIP figures {4, 9, 10, 12, 12, 16, 17, 20, 26, 26, 26} complies with the recommendation whereas {6, 9, 10, 12, 12, 16, 17, 20, 26, 26, 26} does not.

Annex I (informative):  
Void



## Annex J (informative): Mapping of SDP parameters to UMTS QoS parameters

This Annex gives recommendation for the mapping rules needed by the PSS applications to request the appropriate QoS from the UMTS network (see Table J.1).

**Table J.1: Mapping of SDP parameters to UMTS QoS parameters for PSS**

QoS parameter	Parameter value	comment
<b>Delivery of erroneous SDUs</b>	'No'	
<b>Delivery order</b>	'No'	
<b>Traffic class</b>	"Streaming class"	
<b>Maximum SDU size</b>	1400 bytes	According to RFC 2460 the SDU size must not exceed 1500 octets. A packet size of 1400 guarantees efficient transportation.
<b>Guaranteed bit rate for downlink</b>	1.025 * session bandwidth	This session bandwidth is calculated from the SDP media level bandwidth values.
<b>Maximum bit rate for downlink</b>	Equal or higher to guaranteed bit rate in downlink	
<b>Guaranteed bit rate for uplink</b>	0.025 * session bandwidth	
<b>Maximum bit rate for uplink</b>	Equal or higher to guaranteed bit rate in uplink	
<b>Residual BER</b>	1*10 <sup>-5</sup>	16 bit CRC should be enough
<b>SDU error ratio</b>	1*10 <sup>-4</sup> or better	
<b>Traffic handling priority</b>	Subscribed traffic handling priority	Ignored
<b>Transfer delay</b>	2 sec.	

## Annex K (normative): Void (Substituted by Annex R)

---

## Annex L (informative): SVG Tiny 1.2 content creation guidelines

### L.1 Feature analysis

This clause provides an analysis of SVG Tiny 1.2 features in Table L.1.

Table L.1: Feature analysis of SVG Tiny 1.2

Element / feature	Status	Comment
animate*	Should be used with caution.	In conjunction with other expensive features, which are OK for static scenes, animation may yield scenes with insufficient performance.
Animation	To be used sparingly.	High potential for performance hit, should be used with caution.
audio	No constraint	
desc / title / metadata	No constraint	
Text Area	Should not be animated continuously.	
SVG fonts	Should be used sparingly.	Use of SVG fonts may lead to poor readability, in which case device font support should be preferred. Also, SVG fonts increase the size of content and thus download times.
foreignObject	No constraint	May be safely ignored by SVG Tiny 1.2 implementations as there is no conformant rendering behaviour for foreignObject in SVG Tiny.
a / g / defs	No constraint	
image	Animation of scale and rotation should be used sparingly.	Animation of scale and rotation of an image has a similar CPU requirement than transformed video rendering, and as such should be avoided on most devices.
linearGradient / radialGradient / stop	Should be used sparingly.	This may lead to a significant performance hit on lower/middle-end devices.
complex stroking and transparency	Should be used sparingly.	The screen surface used by transparent objects should be small. Full screen fade-in, fade-out (by simply animating fill-opacity and opacity on images) or cross-fade should be avoided on most devices. Use of complex stroking will incur a significant performance hit.
<all shapes>	No constraint	
prefetch	No constraint	
script	No constraint	
set	No constraint	
solidColor	No constraint	
svg	No constraint	
switch	No constraint	
text / tspan	No constraint	
use	(=embedded image support). To be used sparingly.	High potential for performance hit, should be used with caution.
video	Video could be used with media-handling="pinned" Scaling = 1,1 / Rotation (none/0°) SVG could provide a handling=media rotation for translation, rotation by 90°multiples or scaling. In any case no animation of the transformation.	On devices without hardware acceleration, frame-by-frame scaling, rotation and re-sampling of video is not achievable. Overlaying graphics on video content is considered a very expensive operation and may have significant consequences, such as lack of synchronization and degraded output quality.  The video rendering features are highly dependent on the host capabilities and one may expect potential differences between implementations. Content creators should be very cautious when dealing with such functionality.
Inheritance	should use property inheritance with caution	. Authors should be aware that inheritance incurs an execution cost at each frame for the objects in the part of the tree where inheritance is used.

## L.2 Recommendations

### L.2.1 General

This clause provides detailed recommendations for the usage of SVG Tiny 1.2 features.

## L.2.2 Video element

### L.2.2.1 Inclusion of the video element in SVG content

The video element should be included within a "switch" element. The feature string for video could be

1. <http://www.w3.org/TR/SVG12/feature#3GPPTransformedVideo>
2. the feature string for video is <http://www.w3.org/TR/SVG12/feature#3GPPVideo>
3. or the alternate representation of a "video" element could be an image.

EXAMPLE:

```
<g transform="translate(10,0);scale(1.5)">
  <switch>
    <video
      xlink:href="video.3gp"
      type="video/H263-2000"
      requiredFeatures="http://www.w3.org/TR/SVG12/feature#TransformedVideo"/>
    <video
      xlink:href="video.3gp"
      type="video/H263-2000"
      requiredFeatures="http://www.w3.org/TR/SVG12/feature#Video"
      transformBehavior='pinned'/>
    <image xlink:ref="image.jpg" width="176" height="144">
  </switch>
</g>
```

The above example shows a transformed video. If the PSS client supports "TransformedVideo", the video shall be transformed, if not, a video-enabled PSS client shall display the video without scaling and rotation ("pinned"). Finally, an image shall be displayed if neither one of the above cases is possible at the PSS client.

### L.2.2.2 Transformation of video

SVG Tiny 1.2 supports the video element and proper rendering requires video to be subject to transformation just like any other graphics object. This implies that any arbitrary transform can be applied to embedded video content. Dynamic transformation of video content is an expensive operation and therefore would largely (and negatively) impact the frame rate of animated SVG content. This feature is also known to be very complex to be supported among most of the current mobile devices.

SVG Tiny 1.2 does not require transformed video. As a consequence transform video is optional. When optionally applied to video elements, the following transformations and the animations thereof are applicable in increasing complexity order:

1. Translation of the video element shall be applied.
2. Rotation of video by 90°/-90° degrees is permitted.
3. Scaling of the video element is permitted.

NOTE: PSS clients may decide not to apply scaling through the transformBehavior attribute.

Dynamic transformation of video content should be avoided. Overlaying graphics on video content is considered a very expensive operation and may have significant consequences, such as lack of synchronization and degraded output quality and performance.

The video rendering features are highly dependent on the host capabilities and one may expect potential differences between implementations. Content creators should be very cautious when dealing with such functionality.

## L.2.3 Animation Element

SVGT1.2 introduces the SMIL animation element, which allows reference to a scene inside of another scene, and to control the time flow of the referred scene as can be done on a video or audio stream.

This feature requires maintaining multiple DOM trees between the referenced and the root or main SVG image. It can potentially lead to memory and performance issues with additional requirements, such as extra data validation/parsing and maintaining multiple buffers/contexts

Recommendation: Content creators should be cautious when using this feature due to the potential negative performance impact.

## L.2.4 Void

## L.2.5 Transparency, stroking and gradients

SVG Tiny 1.2 supports fill-opacity and stroke-opacity, complex stroking and gradients. Using transparency gradients and complex stroking is known to slow down the rendering in software implementations. Animation should be confined to a small part of the screen as the performance penalty is usually proportional to the surface of the screen impacted by the animation.

For example, animating the size of a gradient may cause excessive memory consumption and performance drop: this happens when the gradient has `gradientUnits='objectBoundingBox'` and the size of the object is animated, or in other cases when the `viewBox` of the `svg` element is animated.

Recommendation: Content creators should be cautious when using these features due to the potential negative performance in software implementations impact by restricting their use to small surfaces and/or refraining from animating them.

## L.2.6 Events

SVG Tiny 1.2 supports the following events: `mousemove`, `mouseover`, `mouseout`, `mousedown`, `mouseup`, `click`, `DOMActivate`, `DOMFocusIn`, `DOMFocusOut`, `SVGLoad`, `SVGScroll`, `SVGResize`, `SVGZoom`, `beginEvent`, `endEvent`, `repeat`, Text events.

Recommendation: Content creators should be aware that some events are not universally available on all platforms, and consequently they should not rely on the use of the following events: `mousemove`, `mouseover`, `mouseout`, `mousedown`, `mouseup`, `click`.

## L.2.7 Text Area

SVG Tiny 1.2 enables a block of text and graphics to be rendered inside a single `textArea` of rectangle shape, while automatically wrapping the objects into lines, using the `flowRoot` element.

Recommendation: Content creators should be cautious when using this feature due to the potential negative performance impact and refrain from continuous animation of the `textArea` attributes.

## L.2.8 SVG fonts

SVG Tiny 1.2 supports the definition and use of SVG fonts for rendering text. The lack of hinting in SVG fonts means that small text which is antialiased will become unreadable in most cases. This problem is even more evident when text is rotated or animated. Also, SVG fonts increase the size of content and thus download times. In addition, device-native fonts are often a lot faster.

Recommendation: Usage of device or system fonts is recommended. SVG fonts should be used with care.

## L.2.9 Bitmap fonts

When using bitmapped fonts to display text, the content author needs to be aware of the limitations. Rotated text using a bitmapped font may be unreadable.

Recommendation: When using bitmapped fonts, content creators should avoid the display of text rotated at an arbitrary angle. Instead, only multiples of 90 degrees should be used to ensure readability.

## L.2.10 Animation

SVG animation has a non-uniform frame rate. The overall complexity of a scene determines the animation frame rate. Complex paths, stroking and property inheritance all have a potential negative impact on the complexity of a scene.

Animation of scale and/or rotation of images also have a significant impact on the fluidity of the rendering, as it is very similar to transformed video rendering in CPU requirement (frame-by-frame resizing, rotation and re-sampling of the bitmap).

Recommendation: Content creators should be cautious when designing animated content with lengthy or complex paths, extensive stroking or excessive property inheritance. Content creators should refrain from animating the scale or rotation of images on devices that do not support transformed video.

## L.2.11 User interaction and content navigation

Mobile devices do not provide the same amount of screen area and user input means as a PC. When designing interactive content for mobile devices it is therefore important to remember the potential limitations of the target hardware. For example, most mobile phones do not have a pointing device so having small "hot-spots" of user interaction on the screen is not recommended. Also, the user is typically involved in another activity when using a mobile device, unlike a PC where the machine usually has the user's undivided attention.

Recommendation: Content creators need to be aware of any potential limitations and design user interaction and content navigation accordingly.

## L.2.12 Inheritance

SVGT1.2 supports a number of properties originally coming from CSS, and these properties (See SVG Tiny 1.2 Appendix L) can be inherited by children of the elements which define them. Authors should be aware that inheritance incurs an execution cost at each frame for the objects in the part of the tree where inheritance is used.

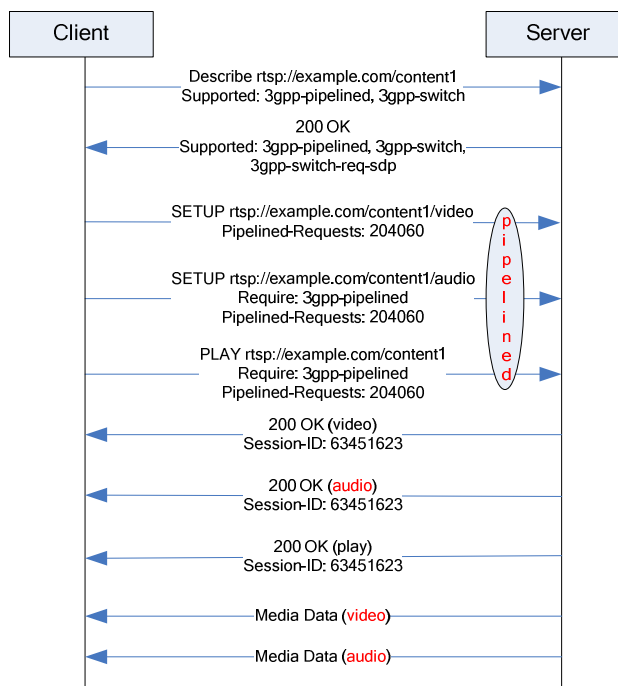
Recommendation: Authors should use property inheritance with caution.

# Annex M (informative): Examples for Fast Content Switching and Start-up

## M.1 Pipelined Start-up Examples

### M.1.1 Successful Pipelined Start-up

The following is an example depiction of pipelined start-up. The client probes the server features during the optional DESCRIBE interaction. Note that the first set-up message does not contain a "Require" header.




### M.1.2 Unsuccessful Pipelined Start-up

In this example the client uses the pipelined start-up feature towards a server which does not support this feature. In principle the client may keep knowledge about feature capabilities.

Note the first setup interaction is successful, since the client has not used the require header.

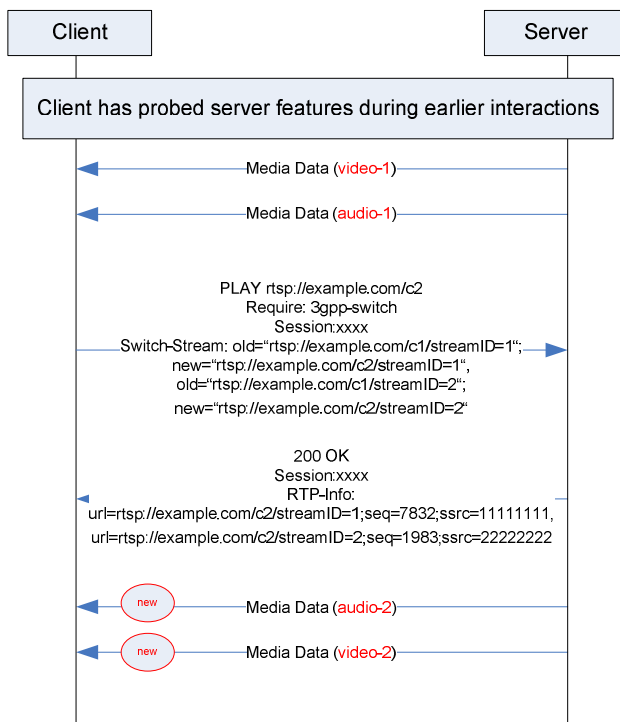




## M.2 Content Switch with SDP

### M.2.1 Successful Content Switch with available SDP

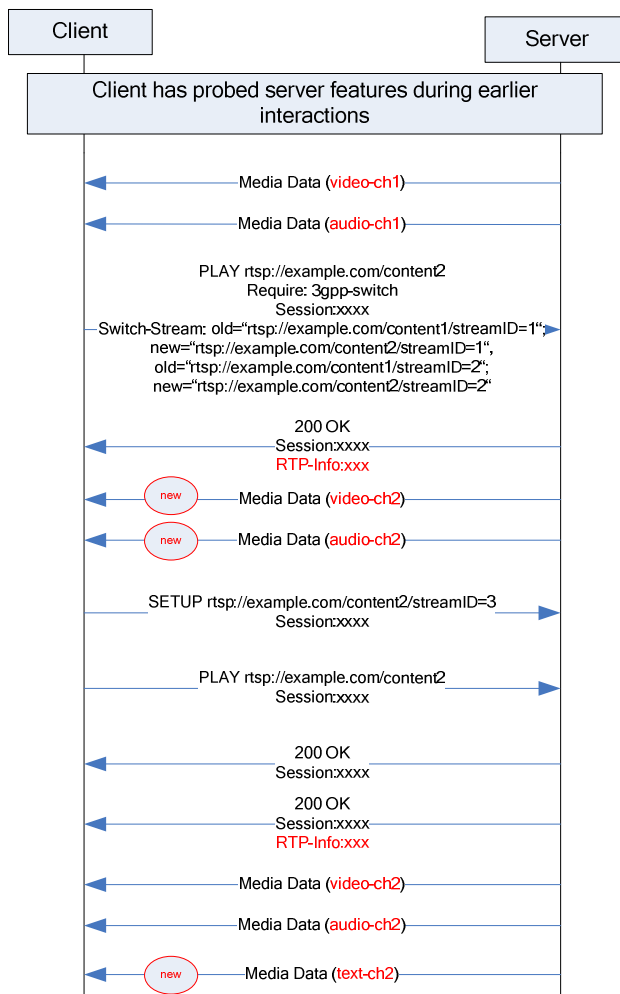
The following example depicts fast content switching with an available SDP. The client has retrieved the SDP prior to the content switch and has probed the server features during an earlier interaction.



### M.2.2 Partial successful Content Switch with available SDP

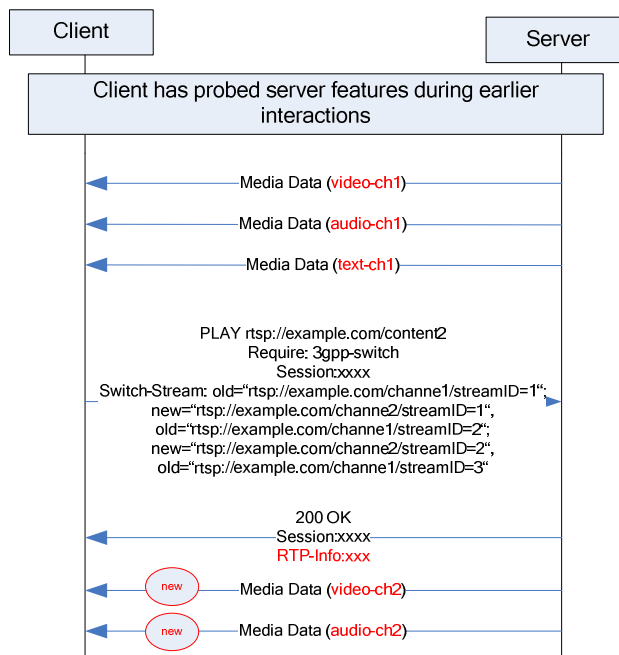
The following example depicts fast content switching with an available SDP. The content in the new SDP contains additional media components. The client has retrieved the SDP prior to the content switch and has probed the server features during an earlier interaction.

The client first switches the content to get the new data as quickly as possible. After that, the client adds a new media component.



### M.2.3 Successful Content Switch with available SDP, but removal of media component

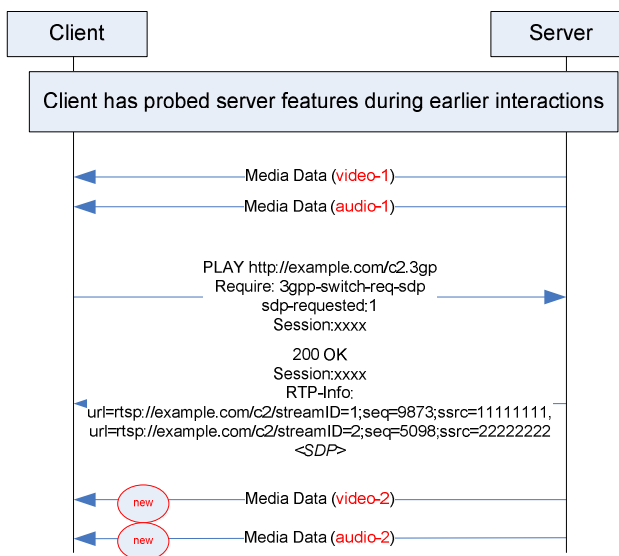
The following example depicts fast content switching with an available SDP. The content in the new SDP contains fewer media components than the previous content. The client has retrieved the SDP prior to the content switch and has probed the server features during an earlier interaction.



### M.3 Content Switch without SDP

#### M.3.1 Successful Content Switch without available SDP

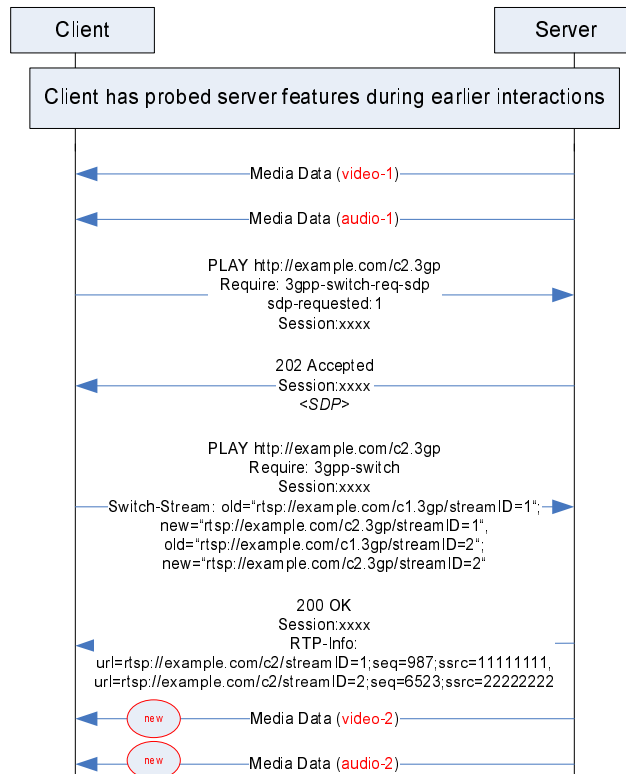
The following example depicts fast content switching without an available SDP. The client has received a content URL but has not yet retrieved the SDP. The client has probed the server features during an earlier interaction.



#### M.3.2 Partial successful Content Switch without available SDP

The following example depicts fast content switching without an available SDP. The client has only a content URL and still must retrieve the content description. The client has probed the server features during an earlier interaction.

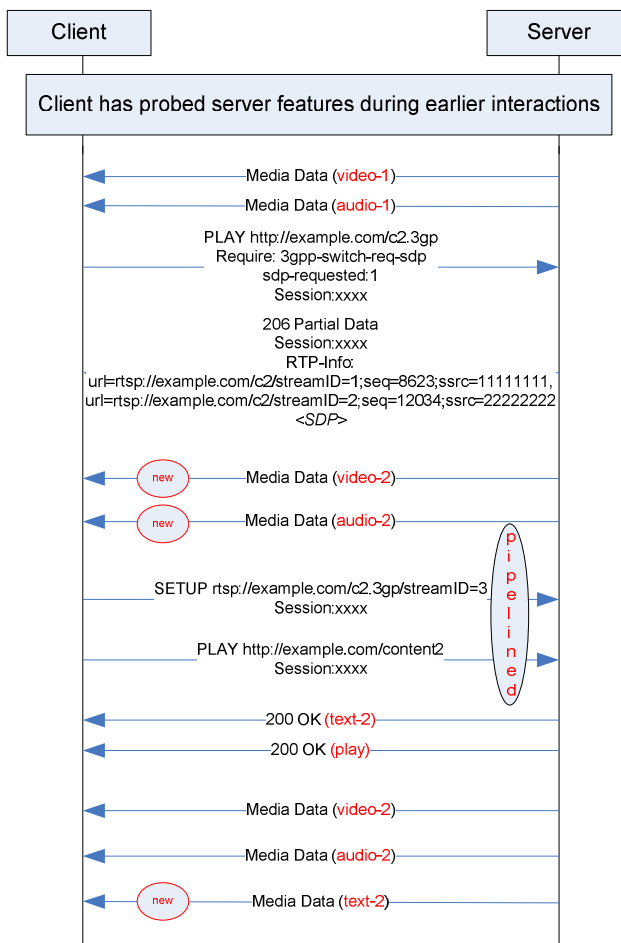
In this example, the switch request (PLAY request) returns a '202 Accepted' since the server was not able to select the desired flows from the SDP files. For example, the SDP file may contain several audio tracks and the server was unable to make a selection.



### M.3.3 Partial successful Content Switch without available SDP

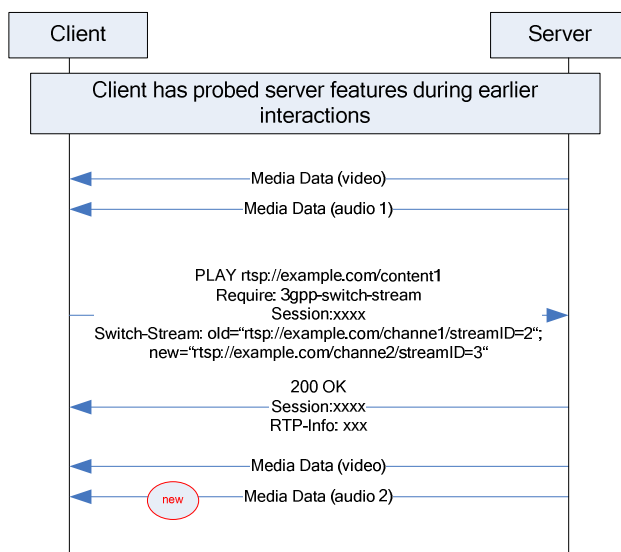
The following example depicts fast content switching without an available SDP. The client has only a content URL and still must retrieve the content description. The client has probed the server feature capabilities during an earlier interaction.

The switch request (PLAY request) returns a '206 Partial Data' since the server was not able to send all data flows of the SDP file. The client first sets up a new transmission resource, as defined in clause 5.5.4.6 (Addition of Media components)

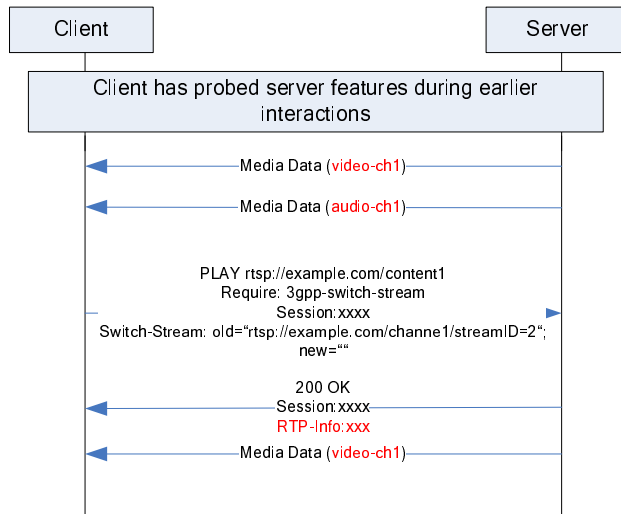


## M.4 Stream Switching

### M.4.1 Successful Stream Switch



### M.4.2 Removal of Media Components from an ongoing session



---

## Annex N (informative): Recommendations for NAT traversal

This informative annex provides recommendations for NAT traversal schemes. Network address translators are frequently used functions even in mobile operator networks. Not all NATs provide an Application Layer Gateway (ALG) for RTSP services to open the desired UDP ports for incoming traffic. Thus, the PSS client may need to use other techniques to open the required UDP ports or setup a different transport for the streaming media.

### N.1 NAT identification

The PSS client should first identify whether or not there is a NAT in the path. The PSS client may, for future sessions, store the information whether or not the presence of a NAT has been identified for an access system.

**Active Mode:** The client actively discovers the presence of a NAT using STUN (RFC 3489).

**Passive Mode:** The PSS client should monitor whether or not UDP packets arrive after the RTSP PLAY request was issued. If no UDP packets have arrived after some seconds, the PSS client should assume the presence of a NAT/Firewall for this access system.

### N.2 NAT traversal

If the PSS Client has identified the presence of a NAT, it may probe one or all of the following procedures.

**UPnP (Universal Plug and Play)** defines a set of procedures to discover gateways and open port-forwarding on client request. UPnP may not be implemented or activated in all NATs. Thus, the client should not expect UPnP present in all cases.

**UDP Port Punching:** With many existing NATs, the PSS client can initiate NAT routing by "punching" the UDP ports before packets are sent by the server. This is done after the port pairs are negotiated (via SETUP) and before streaming is initiated via PLAY, by sending an RTP packet on the RTP port pair and an RTCP report on the RTCP port pair.

**RTSP/RTP Interleaving:** The RTP data is interleaved with the RTSP data on a single TCP connection (defined in RFC 2326 section 10.12). RTSP/RTP Interleaving is implemented by a high variety of available streaming servers.

**'RTP over TCP' (RFC4571):** The RTP packets are tunnelled over separate TCP connections. A major difference compared to the 'RTSP/RTP Interleaving' mode (RFC 2326) is, that the client opens one or more separate TCP connections to the server for the RTP transport. This mechanism is described in the RTSP 2.0 draft (draft-ietf-mmusic-rfc2326bis-18.txt).

The PSS Client may also use other transports than RTP. For instance the PSS Client may also try to use progressive download as defined in clause 5.1.



---

## Annex O (informative): Examples for PSS Timeshift

In the following, the PSS timeshift functionality is described using different examples.

In the following example, a PSS client starts the live session consumption in timeshift mode. This may happen when changing from MBMS reception to PSS reception. Note the PSS client uses the wallclock time from the MBMS stream to start the PSS session.

```
C->S:    PLAY rtsp://example.com/fizzle/foo RTSP/1.0
        CSeq: 835
        Session: 12345678
        Range: clock=20080401T072901.1Z-

S->C:    RTSP/1.0 200 OK
        CSeq: 835
        Range: clock=20080401T072901.1Z-
        3GPP-TS-CurrentRecording-Time: clock=20080401T072905.1Z
        3GPP-TS-Buffer: clock=20080401T062905.1Z-20080401T072905.1Z
```

The timeshift buffer in the example above is described by a closed ranged. The timeshift buffer is not progressing as sliding window.

In the following, the use of the 3GPP-TS-Buffer RTSP header is clarified. The 'client -> server' request messages left are not shown in these examples.

The server is maintaining a constant 3600 second buffer in the following example. The current time of the live session (at the time of response generation) is as specified in the CurrentRecording-Time.

```
S->C:    RTSP/1.0 200 OK
        CSeq: 835
        3GPP-TS-CurrentRecording-Time: clock=20080401T072905.1Z
        3GPP-TS-Buffer: buffer-depth=3600
```

The timeshift buffer is still being established and will progress as sliding window in the following example.

```
S->C:    RTSP/1.0 200 OK
        CSeq: 835
        3GPP-TS-CurrentRecording-Time: clock=20080401T072905.1Z
        3GPP-TS-Buffer: clock=20080401T062905.1Z-; buffer-depth=3600
```

Recording has started at 06:29:05.1, 1 April 2008 and will progress until a buffer-depth of 3600 seconds is reached; once 3600 seconds is reached then the timeshift buffering progresses in a sliding window. Once the PSS timeshift buffer is fully established, the PSS server should only give the 'buffer-depth' parameter with the 3GPP-TS-Buffer header.

The following example shows a static timeshift buffer. The buffer only contains information between the given closed range.

```
S->C:    RTSP/1.0 200 OK
        CSeq: 835
        3GPP-TS-CurrentRecording-Time: clock=20080401T072905.1Z
        3GPP-TS-Buffer: clock=20080401T062905.1Z-20080401T072905.1Z
```

Time shifting is available between the times specified (06:29:05.1 and 07:29:05.1, 1 April 2008). For example, this may be a recording of an earlier broadcast.

An open timeshift buffer range range is used in the following example

```
S->C:    RTSP/1.0 200 OK
        CSeq: 835
        3GPP-TS-CurrentRecording-Time: clock=20080401T072905.1Z
        3GPP-TS-Buffer: clock=20080401T062905.1Z-
```

Time shifting is available indefinitely, beginning from 06:29:05.1. For example, this may be a live event in progress which is being recorded in its entirety for time-shifting purposes.

## Annex P (informative): QoE Reporting Management Object Device Description Framework

This Device Description Framework (DDF) is the standardized minimal set. A vendor can define its own DDF for the complete device. This DDF can include more features than this minimal standardized version.

```
<?xml version="1.0" encoding="UTF-8"?>
<!DOCTYPE MgmtTree PUBLIC "-//OMA//DTD-DM-DDF 1.2//EN"
"http://www.openmobilealliance.org/tech/DTD/dm_ddf-v1_2.dtd">
<MgmtTree>
  <VerDTD>1.2</VerDTD>
  <Man>--The device manufacturer--</Man>
  <Mod>--The device model--</Mod>
  <Node>
    <NodeName>3GPP_PSSQOE</NodeName>
    <DFProperties>
      <AccessType>
        <Get/>
      </AccessType>
      <DFFormat>
        <node/>
      </DFFormat>
      <Occurrence>
        <ZeroOrOne/>
      </Occurrence>
      <Scope>
        <Permanent/>
      </Scope>
      <DFTitle>The interior node holding all 3GPP PSS QoE Metrics Reporting objects</DFTitle>
      <DFType>
        <DDFName/>
      </DFType>
    </DFProperties>
  </Node>
  <Node>
    <NodeName>Enabled</NodeName>
    <DFProperties>
      <AccessType>
        <Get/>
      </AccessType>
      <DFFormat>
        <bool/>
      </DFFormat>
      <Occurrence>
        <One/>
      </Occurrence>
      <Scope>
        <Permanent/>
      </Scope>
      <DFTitle>The QoE reporting requested indicator</DFTitle>
      <DFType>
        <DDFName/>
      </DFType>
    </DFProperties>
  </Node>
  <Node>
    <NodeName>Servers</NodeName>
    <DFProperties>
      <AccessType>
        <Get/>
      </AccessType>
      <DFFormat>
        <chr/>
      </DFFormat>
      <Occurrence>
        <One/>
      </Occurrence>
      <DFTitle>The URL of the QoE report servers</DFTitle>
      <DFType>
        <DDFName/>
      </DFType>
    </DFProperties>
  </Node>
</MgmtTree>
```

```

    </DFProperties>
  </Node>
  <Node>
    <NodeName>APN</NodeName>
    <DFProperties>
      <AccessType>
        <Get/>
      </AccessType>
      <DFFormat>
        <chr/>
      </DFFormat>
      <Occurrence>
        <ZeroOrOne/>
      </Occurrence>
      <DFTitle>The Access Point Name for QoE reporting</DFTitle>
      <DFType>
        <DDFName/>
      </DFType>
    </DFProperties>
  </Node>
  <Node>
    <NodeName>Format</NodeName>
    <DFProperties>
      <AccessType>
        <Get/>
      </AccessType>
      <DFFormat>
        <chr/>
      </DFFormat>
      <Occurrence>
        <ZeroOrOne/>
      </Occurrence>
      <DFTitle>The QoE metrics report format</DFTitle>
      <DFType>
        <DDFName/>
      </DFType>
    </DFProperties>
  </Node>
  <Node>
    <NodeName>Rules</NodeName>
    <DFProperties>
      <AccessType>
        <Get/>
      </AccessType>
      <DFFormat>
        <chr/>
      </DFFormat>
      <Occurrence>
        <ZeroOrOne/>
      </Occurrence>
      <DFTitle>The QoE metrics rules</DFTitle>
      <DFType>
        <DDFName/>
      </DFType>
    </DFProperties>
  </Node>
  <Node>
    <NodeName>Session</NodeName>
    <DFProperties>
      <AccessType>
        <Get/>
      </AccessType>
      <DFFormat>
        <node/>
      </DFFormat>
      <Occurrence>
        <ZeroOrOne/>
      </Occurrence>
      <DFTitle>The QoE session metrics node</DFTitle>
      <DFType>
        <DDFName/>
      </DFType>
    </DFProperties>
  <Node>
    <NodeName>Metrics</NodeName>
    <DFProperties>
      <AccessType>
        <Get/>

```

```

    </AccessType>
    <DFFormat>
      <chr/>
    </DFFormat>
    <Occurrence>
      <ZeroOrOne/>
    </Occurrence>
    <DFType>
      <DDFName/>
    </DFType>
  </DFProperties>
</Node>
<Node>
  <NodeName>Ext</NodeName>
  <DFProperties>
    <AccessType>
      <Get/>
    </AccessType>
    <DFFormat>
      <node/>
    </DFFormat>
    <Occurrence>
      <ZeroOrOne/>
    </Occurrence>
    <Scope>
      <Permanent/>
    </Scope>
    <DFTitle> A collection of all extension objects</DFTitle>
    <DFType>
      <DDFName/>
    </DFType>
  </DFProperties>
</Node>
</Node>
<Node>
  <NodeName>Speech</NodeName>
  <DFProperties>
    <AccessType>
      <Get/>
    </AccessType>
    <DFFormat>
      <node/>
    </DFFormat>
    <Occurrence>
      <ZeroOrOne/>
    </Occurrence>
    <DFTitle>The QoE speech metrics node</DFTitle>
    <DFType>
      <DDFName/>
    </DFType>
  </DFProperties>
</Node>
<Node>
  <NodeName>Metrics</NodeName>
  <DFProperties>
    <AccessType>
      <Get/>
    </AccessType>
    <DFFormat>
      <chr/>
    </DFFormat>
    <Occurrence>
      <ZeroOrOne/>
    </Occurrence>
    <DFType>
      <DDFName/>
    </DFType>
  </DFProperties>
</Node>
<Node>
  <NodeName>Ext</NodeName>
  <DFProperties>
    <AccessType>
      <Get/>
    </AccessType>
    <DFFormat>
      <node/>
    </DFFormat>
    <Occurrence>

```

```

        <ZeroOrOne/>
      </Occurrence>
    <Scope>
      <Permanent/>
    </Scope>
    <DFTitle> A collection of all extension objects</DFTitle>
    <DFType>
      <DDFName/>
    </DFType>
  </DFProperties>
</Node>
</Node>
<Node>
  <NodeName>Video</NodeName>
  <DFProperties>
    <AccessType>
      <Get/>
    </AccessType>
    <DFFormat>
      <node/>
    </DFFormat>
    <Occurrence>
      <ZeroOrOne/>
    </Occurrence>
    <DFTitle>The QoE video metrics node</DFTitle>
    <DFType>
      <DDFName/>
    </DFType>
  </DFProperties>
  <Node>
    <NodeName>Metric</NodeName>
    <DFProperties>
      <AccessType>
        <Get/>
      </AccessType>
      <DFFormat>
        <chr/>
      </DFFormat>
      <Occurrence>
        <ZeroOrMore/>
      </Occurrence>
      <DFType>
        <DDFName/>
      </DFType>
    </DFProperties>
  </Node>
  <Node>
    <NodeName>Ext</NodeName>
    <DFProperties>
      <AccessType>
        <Get/>
      </AccessType>
      <DFFormat>
        <node/>
      </DFFormat>
      <Occurrence>
        <ZeroOrOne/>
      </Occurrence>
      <Scope>
        <Permanent/>
      </Scope>
      <DFTitle>A collection of all extension objects</DFTitle>
      <DFType>
        <DDFName/>
      </DFType>
    </DFProperties>
  </Node>
</Node>
<Node>
  <NodeName>Text</NodeName>
  <DFProperties>
    <AccessType>
      <Get/>
    </AccessType>
    <DFFormat>
      <node/>
    </DFFormat>
    <Occurrence>

```

```

    <ZeroOrOne/>
  </Occurrence>
  <DFTitle>The QoE timed text metrics node</DFTitle>
  <DFType>
    <DDFName/>
  </DFType>
</DFProperties>
<Node>
  <NodeName>Metric</NodeName>
  <DFProperties>
    <AccessType>
      <Get/>
    </AccessType>
    <DFFormat>
      <chr/>
    </DFFormat>
    <Occurrence>
      <ZeroOrOne/>
    </Occurrence>
    <DFType>
      <DDFName/>
    </DFType>
  </DFProperties>
</Node>
<Node>
  <NodeName>Ext</NodeName>
  <DFProperties>
    <AccessType>
      <Get/>
    </AccessType>
    <DFFormat>
      <node/>
    </DFFormat>
    <Occurrence>
      <ZeroOrOne/>
    </Occurrence>
    <Scope>
      <Permanent/>
    </Scope>
    <DFTitle>A collection of all extension objects</DFTitle>
    <DFType>
      <DDFName/>
    </DFType>
  </DFProperties>
</Node>
</Node>
<Node>
  <NodeName>Ext</NodeName>
  <DFProperties>
    <AccessType>
      <Get/>
    </AccessType>
    <DFFormat>
      <node/>
    </DFFormat>
    <Occurrence>
      <ZeroOrOne/>
    </Occurrence>
    <Scope>
      <Permanent/>
    </Scope>
    <DFTitle>A collection of all extension objects</DFTitle>
    <DFType>
      <DDFName/>
    </DFType>
  </DFProperties>
</Node>
</Node>
</MgmtTree>

```

Annex Q (informative):  
Void



---

## Annex R (normative): Content Protection extensions

This annex specifies extensions to support protected PSS streaming, typically in conjunction with a Digital Rights Management system. The following is defined in the following clauses:

- the use of ISMACryp for transport of confidentiality protected PSS streams
- the optional use of OMA BCASST Short-Term Key Messages for carriage of frequently changing keys over UDP
- SDP signalling for the use of protected PSS streaming

---

### R.1 Encryption and Transport of Protected PSS Streams

#### R.1.1 Overview

Streaming of content protected PSS streams according to this specification uses ISMACryp 2.0 [102] which is backward compatible to ISMACryp 1.1 [101]. Streaming content is either directly encrypted using content keys provided by a DRM system, or optionally with traffic keys transported in an additional key stream. This specification defines a mapping for traffic keys transported using the OMA BCASST Short Term Key Messages (STKM) format [103].

#### R.1.2 Stream format

RTP streaming of PSS content protected according to this specification shall use ISMACryp 2.0 [102] as detailed further in this clause, i.e. by encrypting elementary audio and video Access Units (AUs). Each encrypted AU has an ISMACrypContextAU as defined in [102].

#### R.1.3 Encryption

##### R.1.3.1 Encryption Algorithm

The encryption algorithm shall be AES (Advanced Encryption Standard) with 128 bit key size in counter mode, i.e., AES\_CTR\_128 as defined in [102]. Note that this is the default cipher mode of ISMACryp and that it is not recommended to signal it in the SDP according to [102]. Other encryption algorithms, key sizes or chaining modes shall not be used.

Note that ISMACryp counter mode increases the counter for each byte of data by one, i.e., the counter is increased by 16 for each block of 128 bits.

To allow for storage in file formats that do not support a salt key, the ISMACryp salt key  $k_s$  [102] should be zero. Note that this is the default value and that it is not recommended to signal this in the SDP.

##### R.1.3.2 Content encryption using a single key

All individual AUs of a PSS stream may be encrypted directly with a single content key, provided by a DRM system [out of scope of this specification] or alternatively signalled within the SDP, and used as encryption key according to [102]. A client implementing this specification shall support direct encryption of the AUs with a single content key. If no key stream is signalled in the SDP for a media stream, the client shall assume that direct encryption with a single content key is used.

For direct encryption, ISMACrypKeyIndicatorLength shall be equal to zero. Note that this is the default value for ISMACryp and that it is not recommended to signal it in the SDP according to [102].

### R.1.3.3 Content encryption using a key stream

AUs may be encrypted with Traffic Keys transported in Key Messages in an additional key stream. Support for this mode is optional for clients implementing this specification. Key Messages, if used, shall use the OMA BCASST Short Term Key Messages (STKM) format for the OMA BCASST DRM profile as described in Section 5.5 of [103], with the following restrictions:

- traffic\_protection\_protocol shall be set to TKM\_ALGO\_ISMACRYP
- traffic\_authentication\_flag should be set to TKM\_FLAG\_FALSE
- access\_criteria\_flag should be set to TKM\_FLAG\_FALSE
- program\_flag should be set to TKM\_FLAG\_FALSE
- service\_flag should be set to TKM\_FLAG\_FALSE

Traffic Keys may be transmitted in the encrypted\_traffic\_key\_material and next\_encrypted\_traffic\_key\_material fields as defined in Section 5.5 of [103]. It shall be indicated for each AU in the ISMACrypContextAU header which Traffic Key was used to encrypt this AU as specified in [103]. If OMA BCASST Short Term Key Messages are used, the keys in the STKM shall be encrypted with the content key from the DRM system.

OMA BCASST Key Messages, if used, are delivered in a separate UDP stream as specified in Section 5.5 of [103]. Key Messages are associated to ISMACryp streams via SDP signalling.

## R.1.4 RTP Transport of Encrypted AUs

Content encryption modifies data before packetization of RTP packets, thus the various RFCs defining ways to encapsulate audio and video data do not apply. In addition, some signalling is necessary in the SDP in order to enable the decryption of the data. ISMACryp 1.1 [101] has defined encapsulation for some MPEG-4 codecs. For these codecs, the encapsulation as defined in [101] shall be used. For any other encrypted media that has a defined mapping to the ISO Media File Format, the encapsulation as defined in section 7 of [102] shall be used.

## R.1.5 RTSP Signalling for key stream (STKM) setup and control

If STKMs are used as described in clause R.1.3.3, the RTSP session setup also needs to establish the STKM session, and a control URI as defined in [5] shall be present for each STKM media description in the SDP description.

### R.1.5.1 RTSP SETUP Method

The control URI is used within the RTSP SETUP method to establish the described STKM sessions.

The RTSP transport protocol specifier for STKM as defined in [5] shall be "vnd.oma.bcast.stkm/UDP". One and only one UDP port is allocated for each STKM channel.

The following RTP specific parameters shall be used in the transport request and responds header for STKM sessions:

- client\_port: This parameter provides the unicast STKM port(s) on which the client has chosen to receive STKM data.
- server\_port: This parameter provides the unicast STKM port(s) on which the server has chosen to send data.

### R.1.5.2 RTSP PLAY, PAUSE and TEARDOWN Method

The PLAY method tells the server to start sending data including STKM session data as defined in [5].

The PAUSE request causes the stream delivery including all STKM sessions to be interrupted (halted) as defined in [5].

The TEARDOWN client to server request stops the stream delivery including all STKM data delivery for the given URI, freeing the resources associated with it. Details for the TEARDOWN method are defined in [5].

---

## R.2 SDP Signalling

SDP signalling of protected PSS streams shall be done as described in section 8 of [102].

NOTE: the mentioned section describes how to signal crypto suite (please note the corresponding remark in clause R.1.3.1), IV length, key indicator length suite (please note the corresponding remark in clause R.1.3.2), selective encryption, salt key suite (please note the corresponding remark in clause R.1.3.1), key management system, key, delta IV length, and key indicator per AU, using `fntp` attributes. The signalling of key management system allows associating the protected PSS streams with a DRM system, and thus enables the PSS player to contact the DRM agent, in order to handle stream decryption.

Additionally, DRM system specific parameters may be signalled in the SDP, but are out of scope for the normative part of this Annex (they are some example protection systems discussed in clause R.4). If a PSS client does not understand such parameters, it should ignore them.

If key streams using STKM stream format are used, SDP signalling of key streams shall be done as specified in sections 10.1.2 and 10.1.3 of [103], with the following restrictions:

- `streamid` parameter shall be included for SDP signalling of key streams; all other parameters mentioned in 10.1.2 of [103] are optional
- `stkmstream` parameter (section 10.1.3 of [103]) shall be included for SDP signalling of media streams and be used to link media streams and STKM streams

---

## R.3 Enforcement of permissions and constraints

If a DRM system is used, it may specify usage rights (permissions and constraints) in the license that also contains the content key. How these rights are enforced is an implementation issue and out of scope of this specification.

---

## R.4 Mapping to DRM systems (informative)

### R.4.1 Mapping to OMA DRM 2.0 (informative)

If this Annex is used in conjunction with OMA DRM 2.0 based key management, the `ISMACrypKMSID` parameter in the SDP is set to 'odkm' and the `ISMACrypKMSVersion` is set to '0x0000200'. `ISMACrypKMSSpecificData` may be used to signal OMA DRM 2.0 specific parameters, e.g. RI URL or Silent URL. It should at least be used to signal the Content ID.

### R.4.2 Mapping to OMA DRM 2.1 (informative)

If this Annex is used in conjunction with OMA DRM 2.1 based key management, the `ISMACrypKMSID` parameter in the SDP is set to 'odkm' and the `ISMACrypKMSVersion` is set to '0x0000201'. `ISMACrypKMSSpecificData` may be used to signal OMA DRM 2.1 specific parameters, e.g. RI URL or Silent URL. It should at least be used to signal the Content ID.

---

# Annex S (normative): MIME Type Registrations

## S.1 MIME Type Registration for Media Presentation Description

Type name: application

Subtype name: dash+xml

Required parameters:

None.

Optional parameters:

None.

Encoding considerations:

None.

Security considerations:

A Denial-of-Service attack could be done by supplying MPDs with a very low minimum update period. As an MPD references external media, it is possible that they point to harmful media files. As MPDs may be unsigned, unencrypted and unhashed, they may be susceptible to a man-in-the-middle exploits.

Interoperability considerations:

None.

Published specification:

3GPP TS 26.234, Release 9.

Applications which use this media type:

Third Generation Partnership Project (3GPP) Adaptive HTTP Streaming.

Additional information:

Magic number(s):

None

File extension(s):

mpd

Person & email address to contact for further information:

John Meredith (john.meredith@etsi.org)

Intended usage:

Common

Restrictions on usage:

Author:

3GPP TSG SA WG4

Change controller:

3GPP TSG SA

# Annex T (normative): XML Schema for NetworkedBookmark

This section defines the XML schema for networked bookmark.

```
<?xml version="1.0" encoding="UTF-8"?>
<xs:schema targetNamespace="urn:3GPP:ns:PSS:Bookmarking:2011"
  attributeFormDefault="unqualified"
  elementFormDefault="qualified"
  xmlns:xs="http://www.w3.org/2001/XMLSchema"
  xmlns="urn:3GPP:ns:PSS:Bookmarking:2011">

  <xs:group name="Bookmarking">
    <xs:choice>
      <xs:element name="BookmarkList" type="BookmarkListType"/>
      <xs:element name="BookmarkListResponse" type="BookmarkListResponseType"/>
      <xs:element name="BookmarkRequest" type="BookmarkRequestType"/>
      <xs:element name="BookmarkResponse" type="BookmarkResponseType"/>
      <xs:element name="BookmarkDeleteRequest" type="BookmarkRequestType"/>
      <xs:element name="BookmarkDeleteResponse" type="BookmarkResponseType"/>
    </xs:choice>
  </xs:group>

  <xs:complexType name="BookmarkListType">
    <xs:sequence>
      <xs:element name="Bookmark" type="BookmarkType" maxOccurs="unbounded"/>
      <xs:any namespace="##other" processContents="lax" minOccurs="0" maxOccurs="unbounded"/>
    </xs:sequence>
    <xs:anyAttribute namespace="##other" processContents="lax"/>
  </xs:complexType>

  <xs:complexType name="BookmarkType">
    <xs:sequence>
      <xs:any namespace="##other" processContents="lax" minOccurs="0" maxOccurs="unbounded"/>
    </xs:sequence>
    <xs:attribute name="UserID" type="xs:string" use="required"/>
    <xs:attribute name="ContentURI" type="xs:anyURI" use="required"/>
    <xs:attribute name="Time" type="xs:duration" use="required"/>
    <xs:attribute name="Duration" type="xs:duration" use="optional"/>
    <xs:attribute name="Label" type="xs:string" use="optional"/>
    <xs:attribute name="Description" type="xs:string" use="optional"/>
    <xs:attribute name="Privacy" type="PrivacyType" use="optional" default="Private"/>
    <xs:attribute name="BookmarkId" type="xs:unsignedInt" use="optional"/>
    <xs:anyAttribute namespace="##other" processContents="lax"/>
  </xs:complexType>

  <xs:simpleType name="PrivacyType">
    <xs:restriction base="xs:string">
      <xs:enumeration value="Private"/>
      <xs:enumeration value="Public"/>
    </xs:restriction>
  </xs:simpleType>

  <xs:complexType name="BookmarkListResponseType">
    <xs:sequence>
      <xs:element name="Bookmark" type="BookmarkType" maxOccurs="unbounded"/>
      <xs:any namespace="##other" processContents="lax" minOccurs="0" maxOccurs="unbounded"/>
    </xs:sequence>
    <xs:anyAttribute namespace="##other" processContents="lax"/>
  </xs:complexType>

  <xs:complexType name="BookmarkRequestType">
    <xs:sequence>
      <xs:any namespace="##other" processContents="lax" minOccurs="0" maxOccurs="unbounded"/>
    </xs:sequence>
    <xs:attribute name="UserID" type="xs:string" use="required"/>
    <xs:attribute name="BookmarkId" type="xs:unsignedInt" use="optional"/>
    <xs:attribute name="ContentURI" type="xs:anyURI" use="optional"/>
    <xs:attribute name="Privacy" type="PrivacyType" use="optional" default="Private"/>
    <xs:anyAttribute namespace="##other" processContents="lax"/>
  </xs:complexType>

  <xs:complexType name="BookmarkResponseType">
```

```
<xs:sequence>
  <xs:element name="Bookmark" type="BookmarkType" maxOccurs="unbounded" />
  <xs:any namespace="##other" processContents="lax" minOccurs="0" maxOccurs="unbounded" />
</xs:sequence>
<xs:anyAttribute namespace="##other" processContents="lax" />
</xs:complexType>

<xs:complexType name="BookmarkDeleteRequestType">
  <xs:sequence>
    <xs:any namespace="##other" processContents="lax" minOccurs="0" maxOccurs="unbounded" />
  </xs:sequence>
  <xs:attribute name="UserID" type="xs:string" use="required" />
  <xs:attribute name="BookmarkId" type="xs:unsignedInt" use="optional" />
  <xs:attribute name="ContentURI" type="xs:anyURI" use="optional" />
  <xs:anyAttribute namespace="##other" processContents="lax" />
</xs:complexType>

<xs:complexType name="BookmarkDeleteResponseType">
  <xs:sequence>
    <xs:element name="Bookmark" type="BookmarkType" maxOccurs="unbounded" />
    <xs:attribute name="BookmarkDeleted" type="xs:boolean" use="required" />
    <xs:any namespace="##other" processContents="lax" minOccurs="0" maxOccurs="unbounded" />
  </xs:sequence>
  <xs:anyAttribute namespace="##other" processContents="lax" />
</xs:complexType>

</xs:schema>
```

---

## Annex U (informative): IANA registration information for SDP attributes

### U.1. Introduction

This Annex provides the SDP attribute registration information that is referenced from the IANA registry at <http://www.iana.org/>.

---

### U.2 3GPP-framepackingtype

Contact name, email address, and telephone number:

3GPP Specifications Manager

3gppContact@etsi.org

+33 (0)492944200

Attribute Name (as it will appear in SDP)

3GPP-framepackingtype

Long-form Attribute Name in English:

3GPP Frame Packing Type attribute

Type of Attribute

Media Level Only

Is Attribute Value subject to the Charset Attribute?

This Attribute is not dependent on charset.

Purpose of the attribute:

This attribute indicates the frame packing format of the described frame-packed stereoscopic 3D video.

Appropriate Attribute Values for this Attribute:

Please see clause 5.3.3.2.



## Annex V (informative): Change history

Change history							
Date	TSG SA #	TSG Doc.	CR	Rev	Subject/Comment	Old	New
03-2001	11	SP-010094			Version for Release 4		4.0.0
09-2001	13	SP-010457	001	1	3GPP PSS4 SMIL Language Profile	4.0.0	4.1.0
09-2001	13	SP-010457	002		Clarification of H.263 baseline settings	4.0.0	4.1.0
09-2001	13	SP-010457	003	2	Updates to references	4.0.0	4.1.0
09-2001	13	SP-010457	004	1	Corrections to Annex A	4.0.0	4.1.0
09-2001	13	SP-010457	005	1	Clarifications to chapter 7	4.0.0	4.1.0
09-2001	13	SP-010457	006	1	Clarification of the use of XHTML Basic	4.0.0	4.1.0
12-2001	14	SP-010703	007		Correction of SDP Usage	4.1.0	4.2.0
12-2001	14	SP-010703	008	1	Implementation guidelines for RTSP and RTP	4.1.0	4.2.0
12-2001	14	SP-010703	009		Correction to media type decoder support in the PSS client	4.1.0	4.2.0
12-2001	14	SP-010703	010		Amendments to file format support for 26.234 release 4	4.1.0	4.2.0
03-2002	15	SP-020087	011		Specification of missing limit for number of AMR Frames per Sample	4.2.0	4.3.0
03-2002	15	SP-020087	013	2	Removing of the reference to TS 26.235	4.2.0	4.3.0
03-2002	15	SP-020087	014		Correction to the reference for the XHTML MIME media type	4.2.0	4.3.0
03-2002	15	SP-020087	015	1	Correction to MPEG-4 references	4.2.0	4.3.0
03-2002	15	SP-020087	018	1	Correction to the width field of H263SampleEntry Atom in Section D.6	4.2.0	4.3.0
03-2002	15	SP-020087	019		Correction to the definition of "b=AS"	4.2.0	4.3.0
03-2002	15	SP-020087	020		Clarification of the index number's range in the referred MP4 file format	4.2.0	4.3.0
03-2002	15	SP-020087	021		Correction of SDP attribute 'C='	4.2.0	4.3.0
03-2002	15	SP-020173	023		References to "3GPP AMR-WB codec" replaced by "ITU-T Rec. G.722.2" and "RFC 3267"	4.2.0	4.3.0
03-2002	15	SP-020088	022	2	Addition of Release 5 functionality	4.3.0	5.0.0
06-2002	16	SP-020226	024	1	Correction to Timed Text	5.0.0	5.1.0
06-2002	16	SP-020226	026	3	Mime media type update	5.0.0	5.1.0
06-2002	16	SP-020226	027		Corrections to the description of Sample Description atom and Timed Text Format	5.0.0	5.1.0
06-2002	16	SP-020226	029	1	Corrections Based on Interoperability Issues	5.0.0	5.1.0
09-2002	17	SP-020439	030	2	Correction regarding support for Timed Text	5.1.0	5.2.0
09-2002	17	SP-020439	032	3	Required RTSP header support	5.1.0	5.2.0
09-2002	17	SP-020439	034	1	Including bitrate information for H.263	5.1.0	5.2.0
09-2002	17	SP-020439	035	1	RTCP Reports and Link Aliveness in Ready State	5.1.0	5.2.0
09-2002	17	SP-020439	036	2	Correction on media and session-level bandwidth fields in SDP	5.1.0	5.2.0
09-2002	17	SP-020439	037	2	Correction on usage of MIME parameters for AMR	5.1.0	5.2.0
09-2002	17	SP-020439	038	1	Correction of Mapping of SDP parameters to UMTS QoS parameters (Annex J)	5.1.0	5.2.0
12-2002	18	SP-020694	039	2	Addition regarding IPv6 support in SDP	5.2.0	5.3.0
12-2002	18	SP-020694	040		Code points for H.263	5.2.0	5.3.0
12-2002	18	SP-020694	041	2	File format 3GP based on ISO and not MP4	5.2.0	5.3.0
12-2002	18	SP-020694	044	1	SMIL authoring instructions	5.2.0	5.3.0
12-2002	18	SP-020694	045	1	Client usage of bandwidth parameter at the media level in SDP	5.2.0	5.3.0
12-2002	18	SP-020694	047	1	SMIL Language Profile	5.2.0	5.3.0
12-2002	18	SP-020694	050	1	Usage of Multiple Media Sample Entries in Media Tracks of 3GP files	5.2.0	5.3.0
12-2002	18	SP-020694	051	1	Progressive download of 3GP files	5.2.0	5.3.0
03-2003	19	SP-030091	052	1	SDP bandwidth modifier for RTCP bandwidth	5.3.0	5.4.0
03-2003	19	SP-030091	053		Specification of stream control URLs in SDP files	5.3.0	5.4.0
03-2003	19	SP-030091	054		Clarification of multiple modifiers for timed text	5.3.0	5.4.0

03-2003	19	SP-030091	056	4	Correction of wrong references	5.3.0	5.4.0
03-2003	19	SP-030091	057	2	Correction of signalling frame size for H.263 in SDP	5.3.0	5.4.0
06-2003	20	SP-030217	058	1	SMIL supported event types	5.4.0	5.5.0
06-2003	20	SP-030217	060		Correction to the Content Model of the SMIL Language Profile	5.4.0	5.5.0
09-2003	21	SP-030448	061	1	Correction on session bandwidth for RS and RR RTCP modifiers	5.5.0	5.6.0
09-2003	21	SP-030448	062	1	Correction of ambiguous range headers in SDP	5.5.0	5.6.0
09-2003	21	SP-030448	063	1	Timed-Text layout example	5.5.0	5.6.0
09-2003	21	SP-030448	064		Correction of ambiguity in RTP timestamps handling after PAUSE/PLAY RTSP requests	5.5.0	5.6.0
09-2003	21	SP-030448	065		Correction of obsolete RTP references	5.5.0	5.6.0
09-2003	21	SP-030448	066	1	Correction of wrong reference	5.5.0	5.6.0
09-2003	21	SP-030448	067		Missing signaling of live content	5.5.0	5.6.0
06-2004	24	SP-040434	068	1	Addition of Release-6 functionality	5.6.0	6.0.0
09-2004	25	SP-040652	070	1	Additional Release-6 updates to PSS Protocols and codecs	6.0.0	6.1.0
09-2004	25	SP-040642	074	1	Introduction of Extended AMR-WB and Enhanced aacPlus into PSS service	6.0.0	6.1.0
09-2004	25	SP-040656	075	1	Introduction of the H.264 (AVC) video codec into the PSS service	6.0.0	6.1.0
12-2004	26	SP-040839	076		Correction of RDF schema for PSS capability vocabulary	6.1.0	6.2.0
12-2004	26	SP-040839	077		Transport-independent SDP bandwidth modifiers for PSS	6.1.0	6.2.0
12-2004	26	SP-040839	078		Correction of MIME type definition for DRM protected content	6.1.0	6.2.0
12-2004	26	SP-040839	079	1	Adoption of SVG Tiny 1.2 for PSS	6.1.0	6.2.0
03-2005	27	SP-050093	081		Correction to 26.234 NADU 'NUN' field regarding MPEG4 Video	6.2.0	6.3.0
03-2005	27	SP-050093	083		Correction of RDF schema for UAProf	6.2.0	6.3.0
03-2005	27	SP-050093	084		Correction of syntax and references	6.2.0	6.3.0
05-2005	28	SP-050248	085		Correction to QoE metrics specification for PSS	6.3.0	6.4.0
09-2005	29	SP-050427	0086		Correction to QoE metrics specification for PSS	6.4.0	6.5.0
09-2005	29	SP-050427	0087		Addition of QoE Metrics to UAPROF specification for PSS	6.4.0	6.5.0
09-2005	29	SP-050427	0088	1	Correction of SDP bandwidth modifiers	6.4.0	6.5.0
12-2005	30	SP-050787	0089	2	Correction of the SVGT1.2 content creation guideline	6.5.0	6.6.0
03-2006	31	SP-060010	0090	1	Clarification on the Use of Target-Time in 3GPP Adaptation Header	6.6.0	6.7.0
03-2006	31	SP-060010	0092		Correction of references and PSS capability vocabulary	6.6.0	6.7.0
03-2006	31	SP-060010	0093	1	Addition of a reference to TR 26.936	6.6.0	6.7.0
03-2006	31	SP-060010	0094		Correction of SDP attribute definition for asset information	6.6.0	6.7.0
06-2006	32	SP-060355	0095	1	Correction of references and signalling of UAProf profiles in PSS	6.7.0	6.8.0
06-2006	32	SP-060355	0096		Correction of reference to UAProf	6.7.0	6.8.0
09-2006	33	SP-060594	0097	4	Correction to unit discrepancy in GBW and MBW parameters of 3GPP-Link-Char header and other essential clarifications	6.8.0	6.9.0
09-2006	33	SP-060594	0098		Correction of references in PSS	6.8.0	6.9.0
09-2006	33	SP-060600	0099	3	Restrict size of audioMuxElements	6.9.0	7.0.0
12-2006	34	SP-060847	0101	1	Correction of Media Type to enable IANA registration	7.0.0	7.1.0
12-2006	34	SP-060847	0103		Correction of References	7.0.0	7.1.0
03-2007	35	SP-070030	0105	1	Clarification of SDP rtpmap rate and audio sampling frequency signalling	7.1.0	7.2.0
03-2007	35	SP-070028	0106	2	Upgrade of video codec requirements for PSS	7.1.0	7.2.0
06-2007	36	SP-070320	0107	5	Fast Content Switching and Start-up	7.2.0	7.3.0
06-2007	36	SP-070314	0110	1	Correction of references in PSS	7.2.0	7.3.0
06-2007	36	SP-070319	0111	1	Inclusion of DIMS in PSS	7.2.0	7.3.0
06-2007	36	SP-070320	0112	1	Content switch time QoE metric	7.2.0	7.3.0
06-2007	36	SP-070320	0113		PSSe QoE negotiation modifications	7.2.0	7.3.0
					Correction of ToC	7.3.0	7.3.1
09-2007	37	SP-070627	0115	1	Rewrite of language relating to Enhanced aacPlus signalling and RFC 3016	7.3.1	7.4.0
09-2007	37	SP-070627	0117	1	Correction to ABNF syntax of QoE metrics in PSS	7.3.1	7.4.0

03-2008	39	SP-080007	0118	2	Correction of PSS Fast Content Switching and start-up sections	7.4.0	7.5.0
03-2008	39	SP-080007	0120	1	Correction to SDP bandwidth specifiers in PSS	7.4.0	7.5.0
03-2008	39	SP-080007	0121	1	Clarifications to 3gpp-adaptation	7.4.0	7.5.0
09-2008	41	SP-080470	0123	1	'Fast Content Switching' corrections	7.5.0	7.6.0
09-2008	41	SP-080477	0125	1	Using Entity-Tags to ensure SDP validity during Fast Content Switching	7.6.0	8.0.0
09-2008	41	SP-080477	0126		Informative Annex on PSS NAT traversal	7.6.0	8.0.0
12-2008	42	SP-080681	0127	3	Introduction of the support for scaled playout	8.0.0	8.1.0
12-2008	42	SP-080681	0128	1	Introduction of PSS Timeshifting Functionality	8.0.0	8.1.0
03-2009	43	SP-090014	0129	2	PSS Timeshift Corrections	8.1.0	8.2.0
03-2009	43	SP-090006	0131	1	Corrections of Fast Content Switching and fast startup	8.1.0	8.2.0
03-2009	43	SP-090006	0134		Error in SDP for QoE configuration	8.1.0	8.2.0
06-2009	44	SP-090248	0136	2	Corrections to Fast Content Switching and QoE	8.2.0	8.3.0
09-2009	45	SP-090567	0137	2	Clean-up corrections	8.3.0	8.4.0
09-2009	45	SP-090562	0140	2	Correction of an FCS pipelining incompatibility when using Firewall packets	8.3.0	8.4.0
09-2009	45	SP-090572	0138	3	QoE Alignment for PSS	8.4.0	9.0.0
12-2009	46	SP-090710	0145	2	Adaptive HTTP Streaming in PSS	9.0.0	9.1.0
12-2009	46	SP-090710	0146	1	PSS DDF for QoE	9.0.0	9.1.0
12-2009	46	SP-090710	0147	1	PSS QoE reporting during buffering periods	9.0.0	9.1.0
12-2009	46	SP-090711	0148	2	Video profile and level updates	9.0.0	9.1.0
12-2009	46	SP-090710	0150	1	Update of Digital Rights Management Extensions for PSS	9.0.0	9.1.0
03-2010	47	SP-100024	0151	1	QoE Reporting for HTTP Streaming	9.1.0	9.2.0
03-2010	47	SP-100024	0157	1	Corrections to Content Protection extensions	9.1.0	9.2.0
03-2010	47	SP-100024	0158		Removal of obsolete DRM extensions annex K	9.1.0	9.2.0
03-2010	47	SP-100025	0165	2	Clarification about Main Profile	9.1.0	9.2.0
03-2010	47	SP-100024	0166	4	Updates to Adaptive HTTP Streaming	9.1.0	9.2.0
06-2010	48	SP-100375	0169	3	Essential Corrections to 3GPP Adaptive HTTP Streaming	9.2.0	9.3.0
06-2010	48	SP-100303	0170		Addition of Timed Graphics to PSS	9.2.0	9.3.0
06-2010	48	SP-100301	0171		Correction of ISMACrypKMSID parameter	9.2.0	9.3.0
09-2010	49	SP-100464	0172	3	Corrections to 3GPP Adaptive HTTP Streaming	9.3.0	9.4.0
09-2010	49	SP-100464	0173	4	Update to device capability profile	9.3.0	9.4.0
09-2010	49	SP-100464	0175	1	Signalling of multiple content protection schemes for AHS	9.3.0	9.4.0
09-2010	49	SP-100464	0176	1	Quality of Experience reporting corrections	9.3.0	9.4.0
09-2010	49	SP-100464	0178	2	Essential correction of the backward compatibility for adaptive HTTP streaming	9.3.0	9.4.0
09-2010	49	SP-100464	0179	1	Corrections in specification after replacement of Annex K by Annex R	9.3.0	9.4.0
12-2010	50	SP-100785	0187	1	Minor Bugfixes and Clarifications for Adaptive HTTP Streaming	9.4.0	9.5.0
03-2011	51	SP-110039	0189	2	Removing repetition of the 'sourceURL' attribute when Segments are from the same file and other XML corrections	9.5.0	9.6.0
03-2011	51	SP-110039	0190	4	AHS Fixes for MPEG Alignment	9.5.0	9.6.0
03-2011	51	SP-110039	0191	1	Secure Transport over HTTP	9.5.0	9.6.0
03-2011	51	SP-110045	0182	3	Session Update for PSS Sessions	9.6.0	10.0.0
03-2011	51	SP-110045	0188	1	PSS bookmarking	9.6.0	10.0.0
06-2011	52	SP-110306	0174	1	Removal of Progressive Download and Dynamic Adaptive Streaming over HTTP for Release 10	10.0.0	10.1.0
09-2011	53	SP-110550	0192	2	High Profile 3.1 Support for DASH	10.1.0	10.2.0
11-2011	54	SP-110795	0194	2	Corrections on QoE Support in PSS Vocabulary and Profile Signaling	10.2.0	10.3.0
11-2011	54	SP-110792	0197	3	Clarification on PSS Capability Exchange for Peripheral Device Support	10.2.0	10.3.0
03-2012	55	SP-120020	0200	1	Corrections and Further Recommendations on PSS Vocabulary for Broader Device Type Support	10.3.0	10.4.0
03-2012	55	SP-120026	0198	3	On PSS video enhancements	10.4.0	11.0.0
03-2012	55	SP-120026	0201	1	Corrections and Further Recommendations on PSS Vocabulary	10.4.0	11.0.0
09-2012	57	SP-120509	0203	3	Device Capability Exchange Signaling of Supported 3D Video Formats	11.0.0	11.1.0
09-2012	57	SP-120509	0206	2	Service provisioning based on depth range of 3D content	11.0.0	11.1.0
09-2012	57	SP-120509	0209		Inclusion of 3D support for PSS	11.0.0	11.1.0
03-2013	59	SP-130022	0204	5	Capability Exchange Signaling of Supported Device	11.1.0	12.0.0

					Orientation Modes		
06-2013	60	SP-130188	0214		Missing RDF schema identification	12.0.0	12.1.0
12-2013	62	SP-130567	0216	1	SDP attribute frame packing type	12.1.0	12.2.0
12-2013	62	SP-130578	0217		Editorial and technical corrections	12.1.0	12.2.0
03-2014	63	SP-140009	0218	1	HEVC support	12.2.0	12.3.0
06-2014	64	SP-140207	0220	1	Missing IANA Registration Information on 3GPP-framepackingtype SDP Attribute	12.3.0	12.4.0
12-2014	66	SP-140736	0221		QoE Metrics Examples corrections	12.4.0	12.5.0

Change history							
Date	Meeting	TDoc	CR	Rev	Cat	Subject/Comment	New version
2016-06	SA#72	SP-160259	0224	1	F	RFC 7798: RTP Payload Format for HEVC for PSS	12.6.0

---

# History

<b>Document history</b>		
V12.4.0	October 2014	Publication
V12.5.0	January 2015	Publication
V12.6.0	August 2016	Publication