

ETSI TS 125 468 V14.0.0 (2017-04)



**Universal Mobile Telecommunications System (UMTS);
UTRAN Iuh Interface RANAP User Adaption (RUA) signalling
(3GPP TS 25.468 version 14.0.0 Release 14)**



Reference

RTS/TSGR-0325468ve00

Keywords

UMTS

ETSI

650 Route des Lucioles
F-06921 Sophia Antipolis Cedex - FRANCE

Tel.: +33 4 92 94 42 00 Fax: +33 4 93 65 47 16

Siret N° 348 623 562 00017 - NAF 742 C
Association à but non lucratif enregistrée à la
Sous-Préfecture de Grasse (06) N° 7803/88

Important notice

The present document can be downloaded from:

<http://www.etsi.org/standards-search>

The present document may be made available in electronic versions and/or in print. The content of any electronic and/or print versions of the present document shall not be modified without the prior written authorization of ETSI. In case of any existing or perceived difference in contents between such versions and/or in print, the only prevailing document is the print of the Portable Document Format (PDF) version kept on a specific network drive within ETSI Secretariat.

Users of the present document should be aware that the document may be subject to revision or change of status.

Information on the current status of this and other ETSI documents is available at

<https://portal.etsi.org/TB/ETSIDeliverableStatus.aspx>

If you find errors in the present document, please send your comment to one of the following services:

<https://portal.etsi.org/People/CommiteeSupportStaff.aspx>

Copyright Notification

No part may be reproduced or utilized in any form or by any means, electronic or mechanical, including photocopying and microfilm except as authorized by written permission of ETSI.

The content of the PDF version shall not be modified without the written authorization of ETSI.

The copyright and the foregoing restriction extend to reproduction in all media.

© European Telecommunications Standards Institute 2017.

All rights reserved.

DECT™, **PLUGTESTS™**, **UMTS™** and the ETSI logo are Trade Marks of ETSI registered for the benefit of its Members.
3GPP™ and **LTE™** are Trade Marks of ETSI registered for the benefit of its Members and of the 3GPP Organizational Partners.
GSM® and the GSM logo are Trade Marks registered and owned by the GSM Association.

Intellectual Property Rights

IPRs essential or potentially essential to the present document may have been declared to ETSI. The information pertaining to these essential IPRs, if any, is publicly available for **ETSI members and non-members**, and can be found in ETSI SR 000 314: "*Intellectual Property Rights (IPRs); Essential, or potentially Essential, IPRs notified to ETSI in respect of ETSI standards*", which is available from the ETSI Secretariat. Latest updates are available on the ETSI Web server (<https://ipr.etsi.org>).

Pursuant to the ETSI IPR Policy, no investigation, including IPR searches, has been carried out by ETSI. No guarantee can be given as to the existence of other IPRs not referenced in ETSI SR 000 314 (or the updates on the ETSI Web server) which are, or may be, or may become, essential to the present document.

Foreword

This Technical Specification (TS) has been produced by ETSI 3rd Generation Partnership Project (3GPP).

The present document may refer to technical specifications or reports using their 3GPP identities, UMTS identities or GSM identities. These should be interpreted as being references to the corresponding ETSI deliverables.

The cross reference between GSM, UMTS, 3GPP and ETSI identities can be found under <http://webapp.etsi.org/key/queryform.asp>.

Modal verbs terminology

In the present document "**shall**", "**shall not**", "**should**", "**should not**", "**may**", "**need not**", "**will**", "**will not**", "**can**" and "**cannot**" are to be interpreted as described in clause 3.2 of the [ETSI Drafting Rules](#) (Verbal forms for the expression of provisions).

"**must**" and "**must not**" are **NOT** allowed in ETSI deliverables except when used in direct citation.

Contents

Intellectual Property Rights	2
Foreword.....	2
Modal verbs terminology.....	2
Foreword.....	5
1 Scope	6
2 References	6
3 Definitions and abbreviations.....	6
3.1 Definitions	6
3.2 Abbreviations	6
4 General	7
4.1 Procedure specification principles.....	7
4.2 Forwards and backwards compatibility.....	7
4.3 Specification notations	7
5 RUA services.....	8
6 Services expected from the transport layer	8
7 Functions of RUA	8
8 RUA procedures	8
8.1 Elementary Procedures.....	8
8.2 Connect	8
8.2.1 General.....	8
8.2.2 Successful Operation	9
8.2.2.1 HNB Originated	9
8.2.2.2 HNB-GW Originated	9
8.3 Direct Transfer	10
8.3.1 General.....	10
8.3.2 Successful Operation (HNB-GW Originated)	10
8.3.3 Successful Operation (HNB Originated)	10
8.3.4 Abnormal Conditions.....	10
8.4 Disconnect.....	10
8.4.1 General.....	10
8.4.2 Successful Operation (HNB Originated)	11
8.4.3 Successful Operation (HNB-GW Originated)	11
8.4.4 Abnormal Conditions.....	11
8.5 Connectionless Transfer	11
8.5.1 General.....	11
8.5.2 Successful Operation (HNB-GW Originated)	11
8.5.3 Successful Operation (HNB Originated)	12
8.5.4 Abnormal Conditions.....	12
8.6 Error Indication	12
8.6.1 General.....	12
8.6.2 Successful Operation	12
9 Elements for RUA communication	13
9.1 Message functional definition and content	13
9.1.1 General.....	13
9.1.2 Message contents	13
9.1.2.1 Presence	13
9.1.2.2 Criticality	13
9.1.2.3 Range	13
9.1.2.4 Assigned Criticality.....	13
9.1.3 CONNECT	14
9.1.4 DIRECT TRANSFER.....	14

9.1.5	DISCONNECT	14
9.1.6	CONNECTIONLESS TRANSFER	14
9.1.7	ERROR INDICATION	15
9.2	Information Element Definitions	15
9.2.0	General	15
9.2.1	Message Type	15
9.2.2	Context ID	15
9.2.3	Establishment Cause	16
9.2.4	Intra Domain NAS Node Selector	16
9.2.5	RANAP Message	18
9.2.6	CN Domain Indicator	18
9.2.7	Cause	18
9.2.8	Criticality Diagnostics	20
9.2.9	CSG Membership Status	21
9.3	Message and Information Element Abstract Syntax (with ASN.1)	22
9.3.0	General	22
9.3.1	Usage of private message mechanism for non-standard use	22
9.3.2	Elementary Procedure Definitions	22
9.3.3	PDU definitions	26
9.3.4	Information Element definitions	29
9.3.5	Common definitions	33
9.3.6	Constant definitions	34
9.3.7	Container definitions	35
9.4	Message transfer syntax	39
10	Handling of unknown, unforeseen, and erroneous protocol data	40
10.1	General	40
10.2	Transfer Syntax Error	40
10.3	Abstract Syntax Error	40
10.3.1	General	40
10.3.2	Criticality Information	41
10.3.3	Presence Information	41
10.3.4	Not comprehended IE/IE group	42
10.3.4.1	Procedure Code	42
10.3.4.1A	Type of Message	42
10.3.4.2	IEs other than the Procedure Code and Type of Message	42
10.3.5	Missing IE or IE group	43
10.3.6	IEs or IE groups received in wrong order or with too many occurrences or erroneously present	44
10.4	Logical Error	45
10.5	Exceptions	45
Annex A (informative):	Change History	46
History		47

Foreword

This Technical Specification (TS) has been produced by the 3rd Generation Partnership Project (3GPP).

The contents of the present document are subject to continuing work within the TSG and may change following formal TSG approval. Should the TSG modify the contents of the present document, it will be re-released by the TSG with an identifying change of release date and an increase in version number as follows:

Version x.y.z

where:

- x the first digit:
 - 1 presented to TSG for information;
 - 2 presented to TSG for approval;
 - 3 or greater indicates TSG approved document under change control.
- y the second digit is incremented for all changes of substance, i.e. technical enhancements, corrections, updates, etc.
- z the third digit is incremented when editorial only changes have been incorporated in the document.

1 Scope

The present document specifies the *RANAP User Adaption* (RUA) between the Home Node B (HNB) and the Home Node B Gateway (HNB-GW). It fulfils the HNB- HNB-GW communication requirements specified in TS 25.467 [3] and is defined over the Iuh – reference point. It provides transparent transport for RANAP messages.

2 References

The following documents contain provisions which, through reference in this text, constitute provisions of the present document.

- References are either specific (identified by date of publication, edition number, version number, etc.) or non-specific.
- For a specific reference, subsequent revisions do not apply.
- For a non-specific reference, the latest version applies. In the case of a reference to a 3GPP document (including a GSM document), a non-specific reference implicitly refers to the latest version of that document *in the same Release as the present document*.

- [1] Void
- [2] 3GPP TS 25.413: "UTRAN Iu interface Radio Access Network Application Part (RANAP) signalling".
- [3] 3GPP TS 25.467: "UTRAN architecture for 3G Home NodeB; Stage 2".
- [4] 3GPP TR 25.921 (version.7.0.0): "Guidelines and principles for protocol description and error handling".
- [5] 3GPP TR 21.905: "Vocabulary for 3GPP Specifications".
- [6] ITU-T Recommendation X.691 (2002-07): "Information technology - ASN.1 encoding rules: Specification of Packed Encoding Rules (PER)".
- [7] ITU-T Recommendation X.680 (2002-07): "Information technology - Abstract Syntax Notation One (ASN.1): Specification of basic notation".
- [8] ITU-T Recommendation X.681 (2002-07): "Information technology - Abstract Syntax Notation One (ASN.1): Information object specification".
- [9] IETF RFC 4960 (2007-09): "Stream Control Transmission Protocol".

3 Definitions and abbreviations

3.1 Definitions

For the purposes of the present document, the following terms and definitions below apply. Terms and definitions not defined below can be found in TR 21.905 [5].

UE-associated Signalling Connection: UE-associated Signalling Connection is a logical connection between HNB and HNB-GW associated to an Iu signalling connection for a particular UE over the single signalling connection between the HNB and HNB-GW, identified by the identities *Context ID* and *CN Domain ID*.

3.2 Abbreviations

For the purposes of the present document, the following abbreviations apply:

CN	Core Network
EP	Elementary Procedure
HNB	Home Node B
HNB-GW	Home Node B Gateway
PDU	Protocol Data Unit
RUA	RANAP User Adaption
SCTP	Stream Control Transmission Protocol

4 General

The protocol described in the present document is the protocol between HNB-GW and HNB.

4.1 Procedure specification principles

The principle for specifying the procedure logic is to specify the functional behaviour of the HNB & HNB-GW exactly and completely..

The following specification principles have been applied for the procedure text in clause 8:

- The procedure text discriminates between:
 - 1) Functionality which "shall" be executed:
 - The procedure text indicates that the receiving node "shall" perform a certain function Y under a certain condition. If the receiving node supports procedure X but cannot perform functionality Y requested in the REQUEST message of a Class 1 EP, the receiving node shall respond with the message used to report unsuccessful outcome for this procedure, containing an appropriate cause value.
 - 2) Functionality which "shall, if supported" be executed:
 - The procedure text indicates that the receiving node "shall, if supported," perform a certain function Y under a certain condition. If the receiving node supports procedure X, but does not support functionality Y, the receiving node shall proceed with the execution of the EP, possibly informing the requesting node about the not supported functionality.
- Any required inclusion of an optional IE in a response message is explicitly indicated in the procedure text. If the procedure text does not explicitly indicate that an optional IE shall be included in a response message, the optional IE shall not be included.

4.2 Forwards and backwards compatibility

The forwards and backwards compatibility of the protocol is assured by mechanism where all current and future messages, and IEs or groups of related IEs, include Id and criticality fields that are coded in a standard format that will not be changed in the future. These parts can always be decoded regardless of the standard version.

4.3 Specification notations

For the purposes of the present document, the following notations apply:

Procedure	When referring to an elementary procedure in the specification the Procedure Name is written with the first letters in each word in upper case characters followed by the word "procedure", e.g. HNB Registration procedure.
Message	When referring to a message in the specification the MESSAGE NAME is written with all letters in upper case characters followed by the word "message", e.g. CONNECT message.
IE	When referring to an information element (IE) in the specification the <i>Information Element Name</i> is written with the first letters in each word in upper case characters and all letters in <i>Italic font</i> followed by the abbreviation "IE", e.g. <i>HNB Identity</i> IE.

Value of an IE When referring to the value of an information element (IE) in the specification the "Value" is written as it is specified in subclause 9.2 enclosed by quotation marks, e.g. "Abstract Syntax Error (Reject)" or "Background".

5 RUA services

RUA provides the signalling service between the HNB and the HNB-GW that is required to fulfil the RUA functions described in Clause 7.

6 Services expected from the transport layer

Following service is expected from the transport layer:

- reliable and in sequence delivery of Signalling data using SCTP (IETF RFC 4960 [9])

7 Functions of RUA

The RUA has the following functions:

- Transparent transfer of RANAP messages
- Error Handling. This function allows the reporting of general error situations, for which function specific error messages have not been defined.

These functions are implemented by one or several RUA elementary procedures described in the following clauses.

8 RUA procedures

8.1 Elementary Procedures

Table 1 summarizes the EPs.

Table 1; Elementary procedures

Elementary Procedure	Message
Connect	CONNECT
Direct Transfer	DIRECT TRANSFER
Disconnect	DISCONNECT
Connectionless Transfer	CONNECTIONLESS TRANSFER
Error Indication	ERROR INDICATION

8.2 Connect

8.2.1 General

The HNB or HNB-GW can initiate this procedure to establish an UE-associated Signalling Connection and carry a RANAP message.

8.2.2 Successful Operation

8.2.2.1 HNB Originated



Figure 1: Connect to HNB-GW procedure

This procedure is used to carry the first RANAP message from the HNB to the HNB-GW.

Additional information is provided to enable the HNB-GW to handle the RANAP message without it being necessary to inspect the contents and trigger the establishment of a new UE-associated Signalling Connection between HNB and HNB-GW, which is directly mapped to the Iu Signalling Connection the RANAP message refers to.

If HNB receives the *Intra Domain NAS Node Selector* IE in the RRC message, the HNB shall, if supported, include the *Intra Domain NAS Node Selector* IE in the CONNECT message.

NOTE: The Context ID is used as the Iu Signalling Connection identifier in the corresponding RANAP messages.

8.2.2.2 HNB-GW Originated

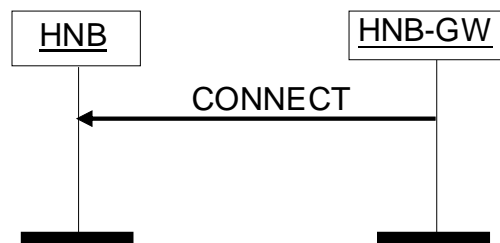


Figure 1A: Connect to HNB procedure

This procedure is used to carry the first RANAP message from the HNB-GW to an HNB for a particular UE, e.g. RANAP RELOCATION REQUEST. This shall trigger the establishment of a new UE-associated Signalling Connection between HNB-GW and HNB, which is directly mapped to the Iu Signalling Connection the RANAP message refers to.

The HNB-GW allocates the context id.

If the first RANAP message received by the HNB GW is a RELOCATION REQUEST message and the RELOCATION REQUEST does not contain the CSG ID of the target cell the RUA CONNECT message may contain the *CSG Membership Status* IE.

Additional information is provided by the HNB-GW to the HNB to assist the HNB in handling the RANAP message.

8.3 Direct Transfer

8.3.1 General

This procedure is initiated by either the HNB or HNB-GW to transport a RANAP message between the two nodes. The HNB-GW can initiate this procedure to establish an UE-associated Signalling Connection when carrying the second RANAP RELOCATION REQUEST message.

8.3.2 Successful Operation (HNB-GW Originated)

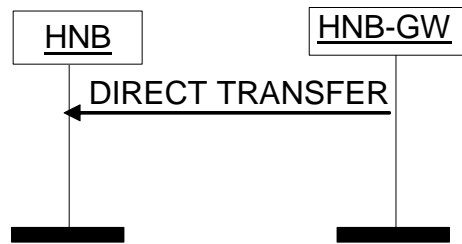


Figure 2: Direct Transfer to HNB

This procedure is used to carry any DL connection-oriented RANAP message defined in TS 25.413 [2] from the HNB-GW to the HNB.

This procedure can be used to carry the second RANAP RELOCATION REQUEST message from the HNB-GW to an HNB for a particular UE. This shall trigger the establishment of a second UE-associated Signalling Connection between HNB-GW and HNB, which is directly mapped to the Iu Signalling Connection the RANAP message refers to.

8.3.3 Successful Operation (HNB Originated)

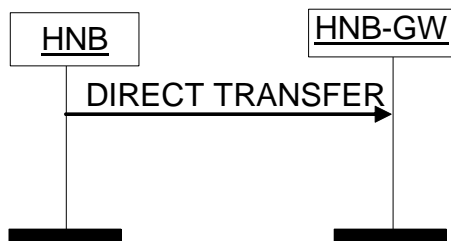


Figure 3: Direct Transfer to HNB-GW

This procedure is used to carry any UL connection-oriented RANAP message defined in TS 25.413 [2], except those carried in CONNECT or DISCONNECT messages, from the HNB to the HNB-GW.

8.3.4 Abnormal Conditions

-

8.4 Disconnect

8.4.1 General

This procedure is initiated by either the HNB or the HNB-GW to terminate an UE-associated Signalling Connection between these nodes.

8.4.2 Successful Operation (HNB Originated)

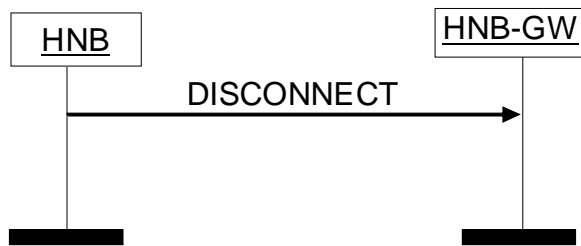


Figure 4: Disconnect to HNB-GW

This procedure is used to carry the last RANAP (TS 25.413 [2]) UL connection-oriented message of a given Iu Signalling Connection to the HNB-GW over the Iuh interface. This procedure may also be used to indicate error conditions at the HNB.

8.4.3 Successful Operation (HNB-GW Originated)



Figure 5: Disconnect to HNB

This procedure is initiated by the HNB-GW to close a given Iu Signalling Connection either in case of error or in case of normal operation when an Iu Signalling Connection request towards the CN is refused.

8.4.4 Abnormal Conditions

-

8.5 Connectionless Transfer

8.5.1 General

This procedure is initiated by either the HNB or the HNB-GW to transfer connectionless RANAP messages between the HNB and HNB-GW.

8.5.2 Successful Operation (HNB-GW Originated)



Figure 6: Connectionless Transfer to HNB

This procedure is used to carry any DL connectionless RANAP message defined in TS 25.413 [2] from the HNB-GW to the HNB.

8.5.3 Successful Operation (HNB Originated)



Figure 7: Connectionless Transfer to HNB-GW

This procedure is used to carry any UL connectionless RANAP message defined in TS 25.413 [2] from the HNB to the HNB-GW.

8.5.4 Abnormal Conditions

-

8.6 Error Indication

8.6.1 General

The Error Indication procedure is initiated by either HNB or HNB-GW to report detected errors in one incoming message.

8.6.2 Successful Operation

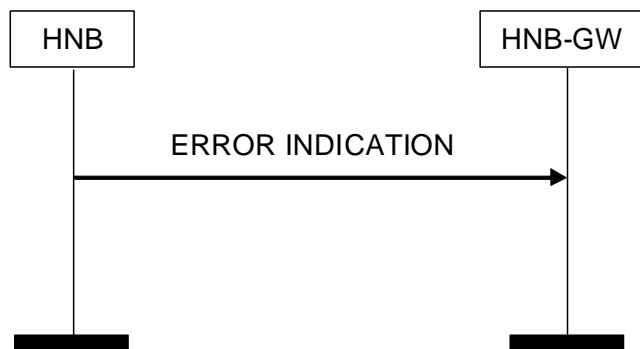


Figure 8 Error Indication HNB Originated, Successful Operation

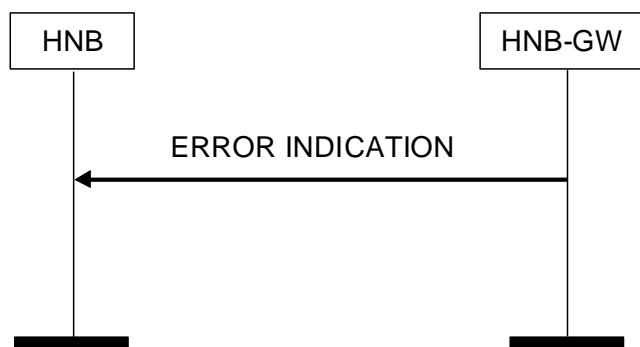


Figure 9 Error Indication HNB-GW Originated, Successful Operation

9 Elements for RUA communication

9.1 Message functional definition and content

9.1.1 General

Section 9.1 presents the contents of RUA messages in tabular format. The corresponding ASN.1 definition is presented in section 9.3. In case there is contradiction between the tabular format in section 9.1 and the ASN.1 definition, the ASN.1 shall take precedence, except for the definition of conditions for the presence of conditional IEs, where the tabular format shall take precedence.

NOTE: The messages have been defined in accordance to the guidelines specified in TR 25.921 [4].

For each message there is, a table listing the signalling elements in their order of appearance in the transmitted message.

9.1.2 Message contents

9.1.2.1 Presence

All information elements in the message descriptions below are marked mandatory, optional or conditional according to table 3

Table 2: Meaning of abbreviations used in RUA messages

Abbreviation	Meaning
M	IE's marked as Mandatory (M) will always be included in the message.
O	IE's marked as Optional (O) may or may not be included in the message.
C	IE's marked as Conditional (C) will be included in a message only if the condition is satisfied. Otherwise the IE is not included.

9.1.2.2 Criticality

Each Information Element or Group of Information Elements may have a criticality information applied to it. Following cases are possible.

Table 3: Meaning of content within "Criticality" column

Abbreviation	Meaning
–	No criticality information is applied explicitly.
YES	Criticality information is applied. This is usable only for non-repeatable IEs
GLOBAL	The IE and all its repetitions together have one common criticality information. This is usable only for repeatable IEs.
EACH	Each repetition of the IE has its own criticality information. It is not allowed to assign different criticality values to the repetitions. This is usable only for repeatable IEs.

9.1.2.3 Range

The Range column indicates the allowed number of copies of repetitive IEs/IE groups.

9.1.2.4 Assigned Criticality

This column provides the actual criticality information as defined in subclause 10.3.2, if applicable.

9.1.3 CONNECT

This message is sent by either the HNB to the HNB-GW or the HNB-GW to the HNB to establish a signalling connection and carry a RANAP message.

Direction: HNB → HNB-GW and HNB-GW → HNB

PARAMETER	PRESENCE	RANGE	IE Type and Reference	Semantics Description	Criticality	Assigned Criticality
Message Type	M		9.2.1		YES	ignore
CN Domain Indicator	M		9.2.6		YES	reject
Context ID	M		9.2.2		YES	reject
Intra Domain NAS Node Selector	O		9.2.4		YES	ignore
Establishment Cause	M		9.2.3		YES	reject
RANAP Message	M		9.2.5		YES	reject
CSG Membership Status	O		9.2.9		YES	ignore

9.1.4 DIRECT TRANSFER

This message is sent by either the HNB to the HNB-GW or the HNB-GW to the HNB to transport a connection-oriented RANAP message between the two nodes.

Direction: HNB → HNB-GW and HNB-GW → HNB

PARAMETER	PRESENCE	RANGE	IE Type and Reference	Semantics Description	Criticality	Assigned Criticality
Message Type	M		9.2.1		YES	ignore
CN Domain Indicator	M		9.2.6		YES	reject
Context ID	M		9.2.2		YES	reject
RANAP Message	M		9.2.5		YES	reject

9.1.5 DISCONNECT

This message is sent by either the HNB to the HNB-GW or the HNB-GW to the HNB to close the signaling connection between the two nodes.

Direction: HNB → HNB-GW and HNB-GW → HNB

PARAMETER	PRESENCE	RANGE	IE Type and Reference	Semantics Description	Criticality	Assigned Criticality
Message Type	M		9.2.1		YES	ignore
CN Domain Indicator	M		9.2.6		YES	reject
Context ID	M		9.2.2		YES	reject
Cause	M		9.2.7		YES	reject
RANAP Message	C - IfNormal		9.2.5		YES	reject

Condition	Explanation
IfNormal	This IE shall be present if the Cause IE is set to "Normal".

9.1.6 CONNECTIONLESS TRANSFER

This message is sent by either the HNB to the HNB-GW or the HNB-GW to the HNB to transport a connectionless RANAP message between the two nodes.

Direction: HNB → HNB-GW and HNB-GW → HNB

PARAMETER	PRESENCE	RANGE	IE Type and Reference	Semantics Description	Criticality	Assigned Criticality
Message Type	M		9.2.1		YES	ignore
RANAP Message	M		9.2.5		YES	reject

9.1.7 ERROR INDICATION

This message is sent by either the HNB to HNB-GW or the HNB-GW to the HNB and is used to indicate that some errors have been detected.

Direction: HNB → HNB-GW, HNB-GW → HNB

PARAMETER	PRESENCE	RANGE	IE Type and Reference	Semantics Description	Criticality	Assigned Criticality
Message Type	M		9.2.1		YES	ignore
Cause	M		9.2.7		YES	ignore
Criticality Diagnostics	O		9.2.8		YES	ignore

9.2 Information Element Definitions

9.2.0 General

Section 9.2 presents the RUA IE definitions in tabular format. The corresponding ASN.1 definition is presented in section 9.3. In case there is contradiction between the tabular format in section 9.2 and the ASN.1 definition, the ASN.1 shall take precedence, except for the definition of conditions for the presence of conditional elements, where the tabular format shall take precedence.

When specifying information elements which are to be represented by bitstrings, if not otherwise specifically stated in the semantics description of the concerned IE or elsewhere, the following principle applies with regards to the ordering of bits:

- The first bit (leftmost bit) contains the most significant bit (MSB);
- The last bit (rightmost bit) contains the least significant bit (LSB);
- When importing bitstrings from other specifications, the first bit of the bitstring contains the first bit of the concerned information;

9.2.1 Message Type

Message Type IE uniquely identifies the message being sent. It is mandatory for all messages.

IE/GROUP NAME	PRESENCE	RANGE	IE Type and Reference	Semantics Description
Message Type				
>Procedure Code	M		INTEGER(0..255)	
>Type of Message	M		ENUMERATED (Initiating Message, Successful Outcome, Unsuccessful Outcome, Outcome)	

9.2.2 Context ID

Context ID IE uniquely identifies a particular UE in the HNB and HNB-GW. This unique Context ID is used for both CS and PS domain.

IE/GROUP NAME	PRESENCE	RANGE	IE Type and	Semantics Description
Context ID			BIT STRING(24)	

9.2.3 Establishment Cause

Establishment Cause IE identifies a the priority of call establishment

IE/GROUP NAME	PRESENCE	RANGE	IE Type and	Semantics Description
Establishment Cause			ENUMERATED (emergency call, Normal, ...)	

9.2.4 Intra Domain NAS Node Selector

This IE carries information to be used to route the establishment of a signalling connection to a CN node within a CN domain.

IE/GROUP NAME	Presence	RANGE	IE Type and reference	Semantics description
CHOICE <i>version</i>	M			
>R99				This choice shall also be used by mobiles that are compliant to this version of the protocol
>>CHOICE <i>CN type</i>	M			
>>>GSM-MAP				
>>>>CHOICE <i>Routing basis</i>	M			
>>>>>local (P)TMSI				TMSI allocated in the current LA or PTMSI allocated in the current RA
>>>>>>Routing parameter	M		Bit string (10)	The TMSI/ PTMSI consists of 4 octets (32bits). This can be represented by a string of bits numbered from b0 to b31, with bit b0 being the least significant The "Routing parameter" bit string consists of bits b14 through b23 of the TMSI/ PTMSI. The first/leftmost/most significant bit of the bit string contains bit b23 of the TMSI/PTMSI.
>>>>>>(P)TMSI of same PLMN, different (RA)LA				TMSI allocated in another LA of this PLMN or PTMSI allocated in another RA this PLMN

IE/GROUP NAME	Presence	RANGE	IE Type and reference	Semantics description
>>>>>>Routing parameter	M		Bit string (10)	The TMSI/ PTMSI consists of 4 octets (32bits). This can be represented by a string of bits numbered from b0 to b31, with bit b0 being the least significant The "Routing parameter" bit string consists of bits b14 through b23 of the TMSI/ PTMSI. The first/leftmost/most significant bit of the bit string contains bit b23 of the TMSI/ PTMSI.
>>>>>(P)TMSI of different PLMN				TMSI or a PTMSI allocated in another PLMN
>>>>>>Routing parameter	M		Bit string (10)	The TMSI/ PTMSI consists of 4 octets (32bits). This can be represented by a string of bits numbered from b0 to b31, with bit b0 being the least significant. The "Routing parameter" bit string consists of bits b14 through b23 of the TMSI/ PTMSI. The first/leftmost/most significant bit of the bit string contains bit b23 of the TMSI/ PTMSI.
>>>>>IMSI(response to IMSI paging)				NAS identity is IMSI
>>>>>>Routing parameter	M		Bit string (10)	The "Routing parameter" bit string consists of DecimalToBinary [(IMSI div 10) mod 1000]. The first/leftmost bit of the bit string contains the most significant bit of the result.
>>>>>IMSI(cause UE initiated event)				NAS identity is IMSI
>>>>>>Routing parameter	M		Bit string (10)	The "Routing parameter" bit string consists of DecimalToBinary [(IMSI div 10) mod 1000]. The first/leftmost bit of the bit string contains the most significant bit of the result.
>>>>>IMEI				NAS parameter is IMEI

IE/GROUP NAME	Presence	RANGE	IE Type and reference	Semantics description
>>>>>>Routing parameter	M		Bit string (10)	The "Routing parameter" bit string consists of DecimalToBinary [(IMEI div 10) mod 1000]. The first/leftmost bit of the bit string contains the most significant bit of the result.
>>>>>>Spare 1			Bit string (10)	This choice shall not be used in this version
>>>>>>Spare 2			Bit string (10)	This choice shall not be used in this version
>>>>ANSI-41			Bit string (14)	All bits shall be set to 0
>Later			Bit string(15)	This bit string shall not be sent by mobiles that are compliant to this version of the protocol.

9.2.5 RANAP Message

RANAP Message IE contains the transferred RANAP message.

IE/GROUP NAME	PRESENCE	RANGE	IE Type and	Semantics Description
RANAP Message			OCTET STRING	

9.2.6 CN Domain Indicator

Indicates the CN domain from which the message originates or to which the message is sent.

IE/Group Name	Presence	Range	IE type and reference	Semantics description
CN Domain Indicator	M		ENUMERATED (CS domain, PS domain)	

9.2.7 Cause

Cause IE indicates the reason for a particular error event for the RUA protocol.

IE/Group Name	Presence	Range	IE Type and Reference	Semantics Description
CHOICE Cause Group				
> <i>Radio Network Layer</i>				
>>Radio Network Layer Cause	M		ENUMERATED (Normal, Connect failed, Network release, Unspecified, ...,)	
> <i>Transport Layer</i>				
>>Transport Layer Cause	M		ENUMERATED (Transport Resource Unavailable, Unspecified, ...)	
> <i>Protocol</i>				
>>Protocol Cause	M		ENUMERATED (Transfer Syntax Error, Abstract Syntax Error (Reject), Abstract Syntax Error (Ignore and Notify), Message not Compatible with Receiver State, Semantic Error, Unspecified, Abstract Syntax Error (Falsely Constructed Message), ...)	
> <i>Misc</i>				
>>Misc Cause	M		ENUMERATED (Processing Overload, Hardware Failure, O&M Intervention, Unspecified, ...)	

The meaning of the different cause values is described in the following table. Cause values for information 'not valid' indicates that the information is not valid in the context that it was received.

Radio Network Layer cause	Meaning
Normal	No error has occurred
Connect failed	Connect attempt failed
Network release	Connection released by network
Unspecified	Sent when none of the above cause values applies but still the cause is Radio Network layer related.

Transport Network Layer cause	Meaning
Transport resource unavailable	The required transport resources are not available.
Unspecified	Sent when none of the above cause values applies but still the cause is Transport Network layer related.

Protocol cause	Meaning
----------------	---------

Abstract Syntax Error (Reject)	The received message included an abstract syntax error and the concerned criticality indicated "reject".
Abstract Syntax Error (Ignore and Notify)	The received message included an abstract syntax error and the concerned criticality indicated "ignore and notify" .
Abstract syntax error (falsely constructed message)	The received message contained IEs in wrong order or with too many occurrences.
Message not Compatible with Receiver State	The received message was not compatible with the receiver state.
Semantic Error	The received message included a semantic error.
Transfer Syntax Error	The received message included a transfer syntax error.
Unspecified	Sent when none of the above cause values applies but still the cause is protocol related.

Miscellaneous cause	Meaning
Processing Overload	Control processing overload.
Hardware Failure	HNB hardware failure.
O&M Intervention	Operation and Maintenance intervention related to HNB.
Unspecified	Sent when none of the above cause values applies and the cause is not related to any of the categories Radio Network Layer, Transport Network Layer or Protocol.

9.2.8 Criticality Diagnostics

The *Criticality Diagnostics* IE is sent by the RNC or the CN when parts of a received message have not been comprehended or were missing, or if the message contained logical errors. When applicable, it contains information about which IEs were not comprehended or were missing.

IE/Group Name	Presence	Range	IE type and reference	Semantics description
Criticality Diagnostics				
>Procedure Code	O		INTEGER (0..255)	Procedure Code is to be used if Criticality Diagnostics is part of Error Indication procedure, and not within the response message of the same procedure that caused the error
>Triggering Message	O		ENUMERATED (initiating message, successful outcome, unsuccessful outcome)	The Triggering Message is used only if the Criticality Diagnostics is part of Error Indication procedure.
>Procedure Criticality	O		ENUMERATED(reject, ignore, notify)	This Procedure Criticality is used for reporting the Criticality of the Triggering message (Procedure).
Information Element Criticality Diagnostics		0 to <maxNr OfErrors >		
>IE Criticality	M		ENUMERATED(reject, ignore, notify)	The IE Criticality is used for reporting the criticality of the triggering IE. The value 'ignore' shall not be used.

IE/Group Name	Presence	Range	IE type and reference	Semantics description
Criticality Diagnostics				
>IE ID	M		INTEGER (0..65535)	The IE Id of the not understood or missing IE
>Type of Error	M		ENUMERATED(not understood, missing, ...)	

Range bound	Explanation
maxNrOfErrors	Maximum no. of IE errors allowed to be reported with a single message. The value for maxNrOfErrors is 256.

9.2.9 CSG Membership Status

This element indicates the Membership status of the UE to a particular CSG.

IE/Group Name	Presence	Range	IE type and reference	Semantics description
CSG Membership Status	M		ENUMERATED (member, non-member,...)	

9.3 Message and Information Element Abstract Syntax (with ASN.1)

9.3.0 General

RUA ASN.1 definition conforms with ITU-T Rec. X.680 [7] and ITU-T Rec. X.681 [8].

The ASN.1 definition specifies the structure and content of RUA messages. RUA messages can contain any IEs specified in the object set definitions for that message without the order or number of occurrence being restricted by ASN.1. However, for this version of the standard, a sending entity shall construct a RUA message according to the PDU definitions module and with the following additional rules (Note that in the following IE means an IE in the object set with an explicit id. If one IE needed to appear more than once in one object set, then the different occurrences have different IE ids):

- IEs shall be ordered (in an IE container) in the order they appear in object set definitions.
- Object set definitions specify how many times IEs may appear. An IE shall appear exactly once if the presence field in an object has value "mandatory". An IE may appear at most once if the presence field in an object has value "optional" or "conditional". If in a tabular format there is multiplicity specified for an IE (i.e. an IE list) then in the corresponding ASN.1 definition the list definition is separated into two parts. The first part defines an IE container list where the list elements reside. The second part defines list elements. The IE container list appears as an IE of its own. For this version of the standard an IE container list may contain only one kind of list elements.

If a RUA message that is not constructed as defined above is received, this shall be considered as Abstract Syntax Error, and the message shall be handled as defined for Abstract Syntax error in subclause 10.3.6.

9.3.1 Usage of private message mechanism for non-standard use

The private message mechanism for non-standard use may be used:

- for special operator- (and/or vendor) specific features considered not to be part of the basic functionality, i.e. the functionality required for a complete and high-quality specification in order to guarantee multivendor interoperability;
- by vendors for research purposes, e.g. to implement and evaluate new algorithms/features before such features are proposed for standardisation.

The private message mechanism shall not be used for basic functionality. Such functionality shall be standardised.

9.3.2 Elementary Procedure Definitions

```
-- *****
--
-- Elementary Procedure definitions
--
-- *****
```

```
RUA-PDU-Descriptions {
```

```
itu-t (0) identified-organization (4) etsi (0) mobileDomain (0)
umts-Access (20) modules (3) rua(5) version1 (1) rUA-PDU-Descriptions (0)}
```

```
DEFINITIONS AUTOMATIC TAGS ::=
```

```
BEGIN
```

```
-- *****
--
-- IE parameter types from other modules.
--
-- *****
```

```
IMPORTS
```

```
    Criticality,
    ProcedureCode
FROM RUA-CommonDataTypes
    Connect,
    DirectTransfer,
    Disconnect,
    ConnectionlessTransfer,
    ErrorIndication,
    PrivateMessage
```

```
FROM RUA-PDU-Contents
    id-Connect,
    id-DirectTransfer,
    id-Disconnect,
    id-ConnectionlessTransfer,
    id-ErrorIndication,
    id-privateMessage
```

```
FROM RUA-Constants;
```

```
-- *****
--
-- Interface Elementary Procedure Class
--
-- *****
```

```
RUA-ELEMENTARY-PROCEDURE ::= CLASS {
    &InitiatingMessage          ,
    &SuccessfulOutcome          OPTIONAL,
    &UnsuccessfulOutcome        OPTIONAL,
    &procedureCode              ProcedureCode  UNIQUE,
    &criticality                 Criticality   DEFAULT ignore
}
```

```
WITH SYNTAX {
    INITIATING MESSAGE          &InitiatingMessage
    [SUCCESSFUL OUTCOME        &SuccessfulOutcome]
    [UNSUCCESSFUL OUTCOME      &UnsuccessfulOutcome]
    PROCEDURE CODE              &procedureCode
    [CRITICALITY                &criticality]
```



```

}
-- *****
--
-- Interface PDU definitions
--
-- *****

RUA-PDU ::= CHOICE {
    initiatingMessage      InitiatingMessage,
    successfulOutcome      SuccessfulOutcome,
    unsuccessfulOutcome    UnsuccessfulOutcome,
    ...
}

InitiatingMessage ::= SEQUENCE {
    procedureCode          RUA-ELEMENTARY-PROCEDURE.&procedureCode      ( {RUA-ELEMENTARY-PROCEDURES} ),
    criticality            RUA-ELEMENTARY-PROCEDURE.&criticality        ( {RUA-ELEMENTARY-PROCEDURES} {@procedureCode} ),
    value                 RUA-ELEMENTARY-PROCEDURE.&InitiatingMessage ( {RUA-ELEMENTARY-PROCEDURES} {@procedureCode} )
}

SuccessfulOutcome ::= SEQUENCE {
    procedureCode          RUA-ELEMENTARY-PROCEDURE.&procedureCode      ( {RUA-ELEMENTARY-PROCEDURES} ),
    criticality            RUA-ELEMENTARY-PROCEDURE.&criticality        ( {RUA-ELEMENTARY-PROCEDURES} {@procedureCode} ),
    value                 RUA-ELEMENTARY-PROCEDURE.&SuccessfulOutcome ( {RUA-ELEMENTARY-PROCEDURES} {@procedureCode} )
}

UnsuccessfulOutcome ::= SEQUENCE {
    procedureCode          RUA-ELEMENTARY-PROCEDURE.&procedureCode      ( {RUA-ELEMENTARY-PROCEDURES} ),
    criticality            RUA-ELEMENTARY-PROCEDURE.&criticality        ( {RUA-ELEMENTARY-PROCEDURES} {@procedureCode} ),
    value                 RUA-ELEMENTARY-PROCEDURE.&UnsuccessfulOutcome ( {RUA-ELEMENTARY-PROCEDURES} {@procedureCode} )
}

-- *****
--
-- Interface Elementary Procedure List
--
-- *****

RUA-ELEMENTARY-PROCEDURES RUA-ELEMENTARY-PROCEDURE ::= {
    RUA-ELEMENTARY-PROCEDURES-CLASS-1 |
    RUA-ELEMENTARY-PROCEDURES-CLASS-2 ,
    ...
}

RUA-ELEMENTARY-PROCEDURES-CLASS-1 RUA-ELEMENTARY-PROCEDURE ::= {
    ...
}

RUA-ELEMENTARY-PROCEDURES-CLASS-2 RUA-ELEMENTARY-PROCEDURE ::= {
    connectionRequest |
    directTransfer |

```

```
    disconnectRequest |
    connectionlessTransfer |
    errorIndication |
    privateMessage,
    ...
}

-- *****
--
-- Interface Elementary Procedures
--
-- *****

connectionRequest RUA-ELEMENTARY-PROCEDURE ::= {
    INITIATING MESSAGE      Connect
    PROCEDURE CODE         id-Connect
    CRITICALITY             ignore
}

directTransfer RUA-ELEMENTARY-PROCEDURE ::= {
    INITIATING MESSAGE      DirectTransfer
    PROCEDURE CODE         id-DirectTransfer
    CRITICALITY             ignore
}

disconnectRequest RUA-ELEMENTARY-PROCEDURE ::= {
    INITIATING MESSAGE      Disconnect
    PROCEDURE CODE         id-Disconnect
    CRITICALITY             ignore
}

connectionlessTransfer RUA-ELEMENTARY-PROCEDURE ::= {
    INITIATING MESSAGE      ConnectionlessTransfer
    PROCEDURE CODE         id-ConnectionlessTransfer
    CRITICALITY             ignore
}

errorIndication RUA-ELEMENTARY-PROCEDURE ::= {
    INITIATING MESSAGE      ErrorIndication
    PROCEDURE CODE         id-ErrorIndication
    CRITICALITY             ignore
}

privateMessage RUA-ELEMENTARY-PROCEDURE ::= {
    INITIATING MESSAGE      PrivateMessage
    PROCEDURE CODE         id-privateMessage
    CRITICALITY             ignore
}

END
```

9.3.3 PDU definitions

```
-- *****
--
-- PDU definitions for RUA.
--
-- *****

RUA-PDU-Contents {
itu-t (0) identified-organization (4) etsi (0) mobileDomain (0)
umts-Access (20) modules (3) rua(5) version1 (1) rUA-PDU-Contents (1) }

DEFINITIONS AUTOMATIC TAGS ::=

BEGIN

-- *****
--
-- IE parameter types from other modules.
--
-- *****

IMPORTS
    Cause,
    CriticalityDiagnostics,
    Context-ID,
    CN-DomainIndicator,
    CSGMembershipStatus,
    IntraDomainNasNodeSelector,
    RANAP-Message,
    Establishment-Cause

FROM RUA-IEs

    ProtocolExtensionContainer{},
    ProtocolIE-ContainerList{},
    ProtocolIE-Container{},
    ProtocolIE-Single-Container{},
    PrivateIE-Container{},
    RUA-PRIVATE-IES,
    RUA-PROTOCOL-EXTENSION,
    RUA-PROTOCOL-IES
FROM RUA-Containers

    id-Cause,
    id-CriticalityDiagnostics,
    id-Context-ID,
    id-CN-DomainIndicator,
    id-CSGMembershipStatus,
    id-RANAP-Message,
    id-IntraDomainNasNodeSelector,
```

```

id-Establishment-Cause

FROM RUA-Constants;

-- *****
--
-- Connect
--
-- *****

Connect ::= SEQUENCE {
    protocolIEs      ProtocolIE-Container      { {ConnectIEs} },
    protocolExtensions ProtocolExtensionContainer { {ConnectExtensions} } OPTIONAL,
    ...
}

ConnectIEs RUA-PROTOCOL-IES ::= {
    { ID id-CN-DomainIndicator          CRITICALITY reject TYPE CN-DomainIndicator          PRESENCE mandatory } |
    { ID id-Context-ID                  CRITICALITY reject TYPE Context-ID                  PRESENCE mandatory } |
    { ID id-IntraDomainNasNodeSelector  CRITICALITY ignore TYPE IntraDomainNasNodeSelector  PRESENCE optional } |
    { ID id-Establishment-Cause        CRITICALITY reject TYPE Establishment-Cause        PRESENCE mandatory } |
    { ID id-RANAP-Message               CRITICALITY reject TYPE RANAP-Message               PRESENCE mandatory },
    ...
}

ConnectExtensions RUA-PROTOCOL-EXTENSION ::= {
    { ID id-CSGMembershipStatus         CRITICALITY ignore EXTENSION CSGMembershipStatus         PRESENCE optional },
    ...
}

-- *****
--
-- Direct Transfer
--
-- *****

DirectTransfer ::= SEQUENCE {
    protocolIEs      ProtocolIE-Container      { {DirectTransferIEs} },
    protocolExtensions ProtocolExtensionContainer { {DirectTransferExtensions} } OPTIONAL,
    ...
}

DirectTransferIEs RUA-PROTOCOL-IES ::= {
    { ID id-CN-DomainIndicator          CRITICALITY reject TYPE CN-DomainIndicator          PRESENCE mandatory } |
    { ID id-Context-ID                  CRITICALITY reject TYPE Context-ID                  PRESENCE mandatory } |
    { ID id-RANAP-Message               CRITICALITY reject TYPE RANAP-Message               PRESENCE mandatory },
    ...
}

DirectTransferExtensions RUA-PROTOCOL-EXTENSION ::= {
    ...
}

```

```

}

-- *****
--
-- Disconnect
--
-- *****

Disconnect ::= SEQUENCE {
    protocolIEs      ProtocolIE-Container      { {DisconnectIEs} },
    protocolExtensions ProtocolExtensionContainer { {DisconnectExtensions} } OPTIONAL,
    ...
}

DisconnectIEs RUA-PROTOCOL-IES ::= {
    { ID id-CN-DomainIndicator      CRITICALITY reject TYPE CN-DomainIndicator PRESENCE mandatory } |
    { ID id-Context-ID              CRITICALITY reject TYPE Context-ID          PRESENCE mandatory } |
    { ID id-Cause                    CRITICALITY reject TYPE Cause              PRESENCE mandatory } |
    { ID id-RANAP-Message            CRITICALITY reject TYPE RANAP-Message     PRESENCE conditional },
    -- RANAP message shall be included if Cause value is "normal"
    ...
}

DisconnectExtensions RUA-PROTOCOL-EXTENSION ::= {
    ...
}

-- *****
--
-- Connectionless Transfer
--
-- *****

ConnectionlessTransfer ::= SEQUENCE {
    protocolIEs      ProtocolIE-Container      { {ConnectionlessTransferIEs} },
    protocolExtensions ProtocolExtensionContainer { {ConnectionlessTransferExtensions} } OPTIONAL,
    ...
}

ConnectionlessTransferIEs RUA-PROTOCOL-IES ::= {
    { ID id-RANAP-Message            CRITICALITY reject TYPE RANAP-Message     PRESENCE mandatory },
    ...
}

ConnectionlessTransferExtensions RUA-PROTOCOL-EXTENSION ::= {
    ...
}

-- *****

```

```

--
-- ERROR INDICATION
--
-- *****

ErrorIndication ::= SEQUENCE {
    protocolIEs          ProtocolIE-Container    { {ErrorIndicationIEs} },
    protocolExtensions  ProtocolExtensionContainer { {ErrorIndicationExtensions} } OPTIONAL,
    ...
}

ErrorIndicationIEs RUA-PROTOCOL-IES ::= {
    { ID id-Cause          CRITICALITY ignore TYPE Cause          PRESENCE mandatory } |
    { ID id-CriticalityDiagnostics CRITICALITY ignore TYPE CriticalityDiagnostics PRESENCE optional },
    ...
}

ErrorIndicationExtensions RUA-PROTOCOL-EXTENSION ::= {
    ...
}

-- *****
--
-- PRIVATE MESSAGE
--
-- *****

PrivateMessage ::= SEQUENCE {
    privateIEs          PrivateIE-Container    {{PrivateMessage-IEs}},
    ...
}

PrivateMessage-IEs RUA-PRIVATE-IES ::= {
    ...
}

END

```

9.3.4 Information Element definitions

```

-- *****
--
-- Information Element Definitions
--
-- *****

RUA-IEs {
itu-t (0) identified-organization (4) etsi (0) mobileDomain (0)
umts-Access (20) modules (3) rua(5) version1 (1) rUA-IEs (2) }

```

```
DEFINITIONS AUTOMATIC TAGS ::=
```

```
BEGIN
```

```
IMPORTS
```

```
    maxNrOfErrors
```

```
FROM RUA-Constants
```

```
    Criticality,
```

```
    ProcedureCode,
```

```
    ProtocolIE-ID,
```

```
    TriggeringMessage
```

```
FROM RUA-CommonDataTypes
```

```
    ProtocolExtensionContainer{},
```

```
    RUA-PROTOCOL-EXTENSION
```

```
FROM RUA-Containers;
```

```
CN-DomainIndicator ::= ENUMERATED {
    cs-domain,
    ps-domain
}
```

```
CSGMembershipStatus ::= ENUMERATED {
    member,
    non-member,
    ...
}
```

```
Establishment-Cause ::= ENUMERATED {
    emergency-call,
    normal-call,
    ...
}
```

```
Context-ID ::= BIT STRING (SIZE(24))
```

```
IntraDomainNasNodeSelector ::=
    version
        release99
            cn-Type
                gsm-Map-IDNNS
                ansi-41-IDNNS
            }
        },
    later
        futurecoding
    }
```

```
SEQUENCE {
    CHOICE {
        SEQUENCE {
            CHOICE {
                Gsm-map-IDNNS,
                Ansi-41-IDNNS
            }
        }
        SEQUENCE {
            BIT STRING (SIZE (15))
        }
    }
```

```

}
Gsm-map-IDNNS ::=
  routingbasis
    localPTMSI
      routingparameter
    },
    tMSIofsamePLMN
      routingparameter
    },
    tMSIofdifferentPLMN
      routingparameter
    },
    iMSIresponsetopaging
      routingparameter
    },
    iMSIcauseUEinitiatedEvent
      routingparameter
    },
    iMEI
      routingparameter
    },
    spare2
      routingparameter
    },
    spare1
      routingparameter
  },
  -- dummy is not used in this version of the specification and
  -- it should be ignored by the receiver.
  dummy
}

```

```

Ansi-41-IDNNS ::= BIT STRING (SIZE (14))

```

```

RANAP-Message ::= OCTET STRING

```

```

RoutingParameter ::= BIT STRING (SIZE (10))

```

```

-- *****
--
-- Cause IE
--
-- *****

```

```

Cause ::= CHOICE {
  radioNetwork      CauseRadioNetwork,
  transport         CauseTransport,
  protocol          CauseProtocol,
  misc              CauseMisc,
  ...
}

```



```

}
CauseRadioNetwork ::= ENUMERATED {
    normal,
    connect-failed,
    network-release,
    unspecified,
    ...
}
CauseTransport ::= ENUMERATED {
    transport-resource-unavailable,
    unspecified,
    ...
}

CauseProtocol ::= ENUMERATED {
    transfer-syntax-error,
    abstract-syntax-error-reject,
    abstract-syntax-error-ignore-and-notify,
    message-not-compatible-with-receiver-state,
    semantic-error,
    unspecified,
    abstract-syntax-error-falsely-constructed-message,
    ...
}

CauseMisc ::= ENUMERATED {
    processing-overload,
    hardware-failure,
    o-and-m-intervention,
    unspecified,
    ...
}

-- *****
--
-- CriticalityDiagnostics
--
-- *****

CriticalityDiagnostics ::= SEQUENCE {
    procedureCode          ProcedureCode          OPTIONAL,
    triggeringMessage      TriggeringMessage      OPTIONAL,
    procedureCriticality   Criticality             OPTIONAL,
    iEsCriticalityDiagnostics CriticalityDiagnostics-IE-List OPTIONAL,
    iE-Extensions         ProtocolExtensionContainer { {CriticalityDiagnostics-ExtIEs} } OPTIONAL,
    ...
}

CriticalityDiagnostics-IE-List ::= SEQUENCE (SIZE (1..maxNrOfErrors)) OF
SEQUENCE {
    iECriticality          Criticality,
    iE-ID                 ProtocolIE-ID,
    typeOfError           TypeOfError,
    iE-Extensions         ProtocolExtensionContainer { {CriticalityDiagnostics-IE-List-ExtIEs} } OPTIONAL,

```

```

    }
    ...
}

CriticalityDiagnostics-IE-List-ExtIEs RUA-PROTOCOL-EXTENSION ::= {
    ...
}

CriticalityDiagnostics-ExtIEs RUA-PROTOCOL-EXTENSION ::= {
    ...
}

TypeOfError ::= ENUMERATED {
    not-understood,
    missing,
    ...
}

END

```

9.3.5 Common definitions

```

-- *****
--
-- Common definitions
--
-- *****

RUA-CommonDataTypes {
itu-t (0) identified-organization (4) etsi (0) mobileDomain (0)
umts-Access (20) modules (3) rua(5) version1 (1) rUA-CommonDataTypes (3) }

DEFINITIONS AUTOMATIC TAGS ::=

BEGIN

-- *****
--
-- Extension constants
--
-- *****

maxPrivateIEs                INTEGER ::= 65535
maxProtocolExtensions         INTEGER ::= 65535
maxProtocolIEs                INTEGER ::= 65535

-- *****
--
-- Common Data Types
--
-- *****
Criticality ::= ENUMERATED { reject, ignore, notify }

```

```

Presence      ::= ENUMERATED { optional, conditional, mandatory }

ProcedureCode ::= INTEGER (0..255)

PrivateIE-ID ::= CHOICE {
    local      INTEGER (0..65535),
    global     OBJECT IDENTIFIER
}

ProtocolIE-ID ::= INTEGER (0..maxProtocolIEs)

TriggeringMessage ::= ENUMERATED { initiating-message, successful-outcome, unsuccessful-outcome }

END

```

9.3.6 Constant definitions

```

-- *****
--
-- Constant definitions
--
-- *****

RUA-Constants {
itu-t (0) identified-organization (4) etsi (0) mobileDomain (0)
umts-Access (20) modules (3) rua(5) version1 (1) rUA-Constants (4) }

DEFINITIONS AUTOMATIC TAGS ::=

BEGIN

IMPORTS
    ProcedureCode,
    ProtocolIE-ID
FROM RUA-CommonDataTypes;

-- *****
--
-- Elementary Procedures
--
id-Connect          ProcedureCode ::= 1
id-DirectTransfer   ProcedureCode ::= 2
id-Disconnect       ProcedureCode ::= 3
id-ConnectionlessTransfer ProcedureCode ::= 4
id-ErrorIndication  ProcedureCode ::= 5
id-privateMessage   ProcedureCode ::= 6

-- *****

```

```

--
-- Lists
--
-- *****
maxNrOfErrors                INTEGER ::= 256
-- *****
--
-- IEs
--
-- *****

id-Cause                      ProtocolIE-ID ::= 1
id-CriticalityDiagnostics    ProtocolIE-ID ::= 2
id-Context-ID                ProtocolIE-ID ::= 3
id-RANAP-Message             ProtocolIE-ID ::= 4
id-IntraDomainNasNodeSelector ProtocolIE-ID ::= 5
id-Establishment-Cause       ProtocolIE-ID ::= 6
id-CN-DomainIndicator        ProtocolIE-ID ::= 7
id-CSGMembershipStatus       ProtocolIE-ID ::= 9

END

```

9.3.7 Container definitions

```

-- *****
--
-- Container definitions
--
-- *****

RUA-Containers {
itu-t (0) identified-organization (4) etsi (0) mobileDomain (0)
umts-Access (20) modules (3) rua(5) version1 (1) rUA-Containers (5) }

DEFINITIONS AUTOMATIC TAGS ::=

BEGIN

-- *****
--
-- IE parameter types from other modules.
--
-- *****

IMPORTS
    Criticality,
    Presence,
    PrivateIE-ID,
    ProtocolIE-ID,

```

```

    maxPrivateIEs,
    maxProtocolExtensions,
    maxProtocolIEs
FROM RUA-CommonDataTypes;

-- *****
--
-- Class Definition for Private IEs
--
-- *****

RUA-PRIVATE-IES ::= CLASS {
    &id                PrivateIE-ID,
    &criticality        Criticality,
    &Value,
    &presence           Presence
}
WITH SYNTAX {
    ID                &id
    CRITICALITY        &criticality
    TYPE                &Value
    PRESENCE           &presence
}

-- *****
--
-- Class Definition for Protocol IEs
--
-- *****

RUA-PROTOCOL-IES ::= CLASS {
    &id                ProtocolIE-ID    UNIQUE,
    &criticality        Criticality,
    &Value,
    &presence           Presence
}
WITH SYNTAX {
    ID                &id
    CRITICALITY        &criticality
    TYPE                &Value
    PRESENCE           &presence
}

-- *****
--
-- Class Definition for Protocol Extensions
--
-- *****

RUA-PROTOCOL-EXTENSION ::= CLASS {
    &id                ProtocolIE-ID UNIQUE,
    &criticality        Criticality,
    &Extension,

```

```

    &presence           Presence
}
WITH SYNTAX {
    ID                  &id
    CRITICALITY        &criticality
    EXTENSION          &Extension
    PRESENCE           &presence
}

-- *****
--
-- Container for Protocol IES
--
-- *****

ProtocolIE-Container {RUA-PROTOCOL-IES : IESiParam} ::=
    SEQUENCE (SIZE (0..maxProtocolIES)) OF
        ProtocolIE-Field {{IESiParam}}

ProtocolIE-Single-Container {RUA-PROTOCOL-IES : IESiParam} ::=
    ProtocolIE-Field {{IESiParam}}

ProtocolIE-Field {RUA-PROTOCOL-IES : IESiParam} ::= SEQUENCE {
    id                  RUA-PROTOCOL-IES.&id                ({{IESiParam}}),
    criticality         RUA-PROTOCOL-IES.&criticality        ({{IESiParam}}{@id}),
    value              RUA-PROTOCOL-IES.&Value              ({{IESiParam}}{@id})
}

-- *****
--
-- Container Lists for Protocol IE Containers
--
-- *****

ProtocolIE-ContainerList {INTEGER : lowerBound, INTEGER : upperBound, RUA-PROTOCOL-IES : IESiParam} ::=
    SEQUENCE (SIZE (lowerBound..upperBound)) OF
        ProtocolIE-Container {{IESiParam}}

-- *****
--
-- Container for Protocol Extensions
--
-- *****

ProtocolExtensionContainer {RUA-PROTOCOL-EXTENSION : ExtensioniParam} ::=
    SEQUENCE (SIZE (1..maxProtocolExtensions)) OF
        ProtocolExtensionField {{ExtensioniParam}}

ProtocolExtensionField {RUA-PROTOCOL-EXTENSION : ExtensioniParam} ::= SEQUENCE {
    id                  RUA-PROTOCOL-EXTENSION.&id          ({{ExtensioniParam}}),
    criticality         RUA-PROTOCOL-EXTENSION.&criticality ({{ExtensioniParam}}{@id}),
    extensionValue     RUA-PROTOCOL-EXTENSION.&Extension    ({{ExtensioniParam}}{@id})
}

```

```
-- *****  
--  
-- Container for Private IEs  
--  
-- *****  
  
PrivateIE-Container {RUA-PRIVATE-IES : IEsSetParam } ::=  
  SEQUENCE (SIZE (1.. maxPrivateIEs)) OF  
    PrivateIE-Field {{IEsSetParam}}  
  
PrivateIE-Field {RUA-PRIVATE-IES : IEsSetParam} ::= SEQUENCE {  
  id          RUA-PRIVATE-IES.&id          ({IEsSetParam}),  
  criticality RUA-PRIVATE-IES.&criticality  ({IEsSetParam}@id),  
  value       RUA-PRIVATE-IES.&Value       ({IEsSetParam}@id)  
}  
  
END
```

9.4 Message transfer syntax

RUA shall use the ASN.1 Basic Packed Encoding Rules (BASIC-PER) Aligned Variant as transfer syntax as specified in ref. ITU-T Rec. X.691 [6].

10 Handling of unknown, unforeseen, and erroneous protocol data

10.1 General

Protocol Error cases can be divided into three classes:

- Transfer Syntax Error;
- Abstract Syntax Error;
- Logical Error.

Protocol errors can occur in the following functions within a receiving node:

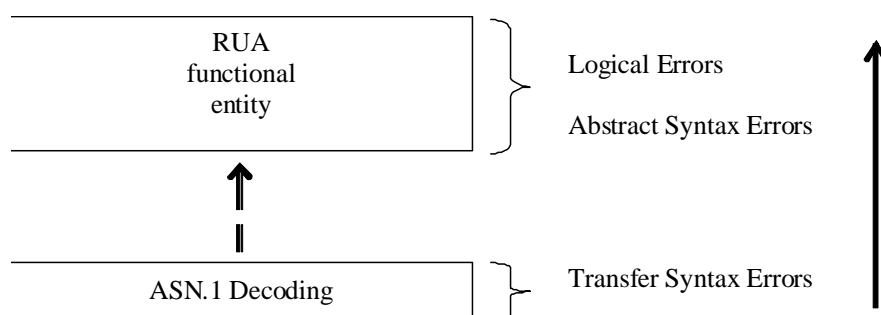


Figure 10: Protocol errors in RUA

The information stated in subclauses 10.2, 10.3 and 10.4, to be included in the message used when reporting an error, is what at minimum shall be included. Other optional information elements within the message may also be included, if available. This is also valid for the case when the reporting is done with a response message. The latter is an exception to what is stated in subclause 4.1.

10.2 Transfer Syntax Error

A Transfer Syntax Error occurs when the receiver is not able to decode the received physical message. Transfer syntax errors are always detected in the process of ASN.1 decoding. If a Transfer Syntax Error occurs, the receiver should initiate Error Indication procedure with appropriate cause value for the Transfer Syntax protocol error.

10.3 Abstract Syntax Error

10.3.1 General

An Abstract Syntax Error occurs when the receiving functional RUA entity:

1. receives IEs or IE groups that cannot be understood (unknown IE id);
2. receives IEs for which the logical range is violated (e.g.: ASN.1 definition: 0 to 15, the logical range is 0 to 10 (values 11 to 15 are undefined), and 12 will be received; this case will be handled as an abstract syntax error using criticality information sent by the originator of the message);
3. does not receive IEs or IE groups but according to the specified presence of the concerning object, the IEs or IE groups should have been present in the received message;
4. receives IEs or IE groups that are defined to be part of that message in wrong order or with too many occurrences of the same IE or IE group;

5. receives IEs or IE groups but according to the conditional presence of the concerning object and the specified condition, the IEs or IE groups should not have been present in the received message.

Cases 1 and 2 (not comprehended IE/IE group) are handled based on received Criticality information. Case 3 (missing IE/IE group) is handled based on Criticality information and Presence information for the missing IE/IE group specified in the version of the specification used by the receiver. Case 4 (IEs or IE groups in wrong order or with too many occurrences) and Case 5 (erroneously present conditional IEs or IE groups) result in rejecting the procedure.

If an Abstract Syntax Error occurs, the receiver shall read the remaining message and shall then for each detected Abstract Syntax Error act according to the Criticality Information and Presence Information for the IE/IE group due to which Abstract Syntax Error occurred in accordance with subclauses 10.3.4 and 10.3.5. The handling of cases 4 and 5 is specified in subclause 10.3.6.

10.3.2 Criticality Information

In the RUA messages there is criticality information set for individual IEs and/or IE groups. This criticality information instructs the receiver how to act when receiving an IE or an IE group that is not comprehended i.e. the entire item (IE or IE group) which is not (fully or partially) comprehended shall be treated in accordance with its own criticality information as specified in subclause 10.3.4.

In addition, the criticality information is used in case of the missing IE/IE group abstract syntax error (see subclause 10.3.5).

The receiving node shall take different actions depending on the value of the Criticality Information. The three possible values of the Criticality Information for an IE/IE group are:

- Reject IE;
- Ignore IE and Notify Sender;
- Ignore IE.

The following rules restrict when a receiving entity may consider an IE, an IE group or an EP not comprehended (not implemented), and when action based on criticality information is applicable:

1. IE or IE group: When one new or modified IE or IE group is implemented for one EP from a standard version, then other new or modified IEs or IE groups specified for that EP in that standard version shall be considered comprehended by the receiving entity (some may still remain unsupported).
2. EP: The comprehension of different EPs within a standard version or between different standard versions is not mandated. Any EP that is not supported may be considered not comprehended, even if another EP from that standard version is comprehended, and action based on criticality shall be applied.

10.3.3 Presence Information

For many IEs/IE groups which are optional according to the ASN.1 transfer syntax, RUA specifies separately if the presence of these IEs/IE groups is optional or mandatory with respect to RNS application by means of the presence field of the concerning object of class RUA-PROTOCOL-IES, RUA-PROTOCOL-IES-PAIR, RUA-PROTOCOL-EXTENSION or RUA-PRIVATE-IES.

The presence field of the indicated classes supports three values:

1. Optional;
2. Conditional;
3. Mandatory.

If an IE/IE group is not included in a received message and the presence of the IE/IE group is mandatory or the presence is conditional and the condition is true according to the version of the specification used by the receiver, an abstract syntax error occurs due to a missing IE/IE group.

10.3.4 Not comprehended IE/IE group

10.3.4.1 Procedure Code

The receiving node shall treat the different types of received criticality information of the *Procedure Code* according to the following:

Reject IE:

- If a message is received with a *Procedure Code* marked with "*Reject IE*" which the receiving node does not comprehend, the receiving node shall reject the procedure using the Error Indication procedure.

Ignore IE and Notify Sender:

- If a message is received with a *Procedure Code* marked with "*Ignore IE and Notify Sender*" which the receiving node does not comprehend, the receiving node shall ignore the procedure and initiate the Error Indication procedure.

Ignore IE:

- If a message is received with a *Procedure Code* marked with "*Ignore IE*" which the receiving node does not comprehend, the receiving node shall ignore the procedure.

When using the Error Indication procedure to reject a procedure or to report an ignored procedure it shall include the *Procedure Code IE*, the *Triggering Message IE*, and the *Procedure Criticality IE* in the *Criticality Diagnostics IE*.

10.3.4.1A Type of Message

When the receiving node cannot decode the *Type of Message IE*, the Error Indication procedure shall be initiated with an appropriate cause value.

10.3.4.2 IEs other than the Procedure Code and Type of Message

The receiving node shall treat the different types of received criticality information of an IE/IE group other than the *Procedure Code IE* and *Type of Message IE* according to the following:

Reject IE:

- If a message *initiating* a procedure is received containing one or more IEs/IE groups marked with "*Reject IE*" which the receiving node does not comprehend; none of the functional requests of the message shall be executed. The receiving node shall reject the procedure and report the rejection of one or more IEs/IE groups using the message normally used to report unsuccessful outcome of the procedure. In case the information received in the initiating message was insufficient to determine a value for all IEs that are required to be present in the message used to report the unsuccessful outcome of the procedure, the receiving node shall instead terminate the procedure and initiate the Error Indication procedure.
- If a message *initiating* a procedure that does not have a message to report unsuccessful outcome is received containing one or more IEs/IE groups marked with "*Reject IE*" which the receiving node does not comprehend, the receiving node shall terminate the procedure and initiate the Error Indication procedure.
- If a *response* message is received containing one or more IEs marked with "*Reject IE*" which the receiving node does not comprehend, the receiving node shall consider the procedure as unsuccessfully terminated and initiate local error handling.

Ignore IE and Notify Sender:

- If a message *initiating* a procedure is received containing one or more IEs/IE groups marked with "*Ignore IE and Notify Sender*" which the receiving node does not comprehend, the receiving node shall ignore the content of the not comprehended IEs/IE groups, continue with the procedure as if the not comprehended IEs/IE groups were not received (except for the reporting) using the understood IEs/IE groups, and report in the response message of the procedure that one or more IEs/IE groups have been ignored. In case the information received in the initiating message was insufficient to determine a value for all IEs that are required to be present in the response message, the receiving node shall instead terminate the procedure and initiate the Error Indication procedure.
- if a message *initiating* a procedure that does not have a message to report the outcome of the procedure is received containing one or more IEs/IE groups marked with "*Ignore IE and Notify Sender*" which the receiving node does not comprehend, the receiving node shall ignore the content of the not comprehended IEs/IE groups, continue with the procedure as if the not comprehended IEs/IE groups were not received (except for the reporting) using the understood IEs/IE groups, and initiate the Error Indication procedure to report that one or more IEs/IE groups have been ignored.
- If a *response* message is received containing one or more IEs/IE groups marked with "*Ignore IE and Notify Sender*" which the receiving node does not comprehend, the receiving node shall ignore the content of the not comprehended IE/IE groups, continue with the procedure as if the not comprehended IEs/IE groups were not received (except for the reporting) using the understood IEs/IE groups and initiate the Error Indication procedure.

Ignore IE:

- If a message *initiating* a procedure is received containing one or more IEs/IE groups marked with "*Ignore IE*" which the receiving node does not comprehend, the receiving node shall ignore the content of the not comprehended IEs/IE groups and continue with the procedure as if the not comprehended IEs/IE groups were not received using only the understood IEs/IE groups.
- If a *response* message is received containing one or more IEs/IE groups marked with "*Ignore IE*" which the receiving node does not comprehend, the receiving node shall ignore the content of the not comprehended IEs/IE groups and continue with the procedure as if the not comprehended IEs/IE groups were not received using the understood IEs/IE groups.

When reporting not comprehended IEs/IE groups marked with "*Reject IE*" or "*Ignore IE and Notify Sender*" using a response message defined for the procedure, the *Information Element Criticality Diagnostics* IE shall be included in the *Criticality Diagnostics* IE for each reported IE/IE group.

When reporting not comprehended IEs/IE groups marked with "*Reject IE*" or "*Ignore IE and Notify Sender*" using the Error Indication procedure, the *Procedure Code* IE, the *Triggering Message* IE, *Procedure Criticality* IE, and the *Information Element Criticality Diagnostics* IE shall be included in the *Criticality Diagnostics* IE for each reported IE/IE group.

10.3.5 Missing IE or IE group

The receiving node shall treat the missing IE/IE group according to the criticality information for the missing IE/IE group in the received message specified in the version of the present document used by the receiver:

Reject IE:

- if a received message *initiating* a procedure is missing one or more IEs/IE groups with specified criticality "*Reject IE*"; none of the functional requests of the message shall be executed. The receiving node shall reject the procedure and report the missing IEs/IE groups using the message normally used to report unsuccessful outcome of the procedure. In case the information received in the initiating message was insufficient to determine a value for all IEs that are required to be present in the message used to report the unsuccessful outcome of the procedure, the receiving node shall instead terminate the procedure and initiate the Error Indication procedure.
- if a received message *initiating* a procedure that does not have a message to report unsuccessful outcome is missing one or more IEs/IE groups with specified criticality "*Reject IE*", the receiving node shall terminate the procedure and initiate the Error Indication procedure.
- if a received *response* message is missing one or more IEs/IE groups with specified criticality "*Reject IE*", the receiving node shall consider the procedure as unsuccessfully terminated and initiate local error handling.

Ignore IE and Notify Sender:

- if a received message *initiating* a procedure is missing one or more IEs/IE groups with specified criticality "*Ignore IE and Notify Sender*", the receiving node shall ignore that those IEs are missing and continue with the procedure based on the other IEs/IE groups present in the message and report in the response message of the procedure that one or more IEs/IE groups were missing. In case the information received in the initiating message was insufficient to determine a value for all IEs that are required to be present in the response message, the receiving node shall instead terminate the procedure and initiate the Error Indication procedure.
- if a received message *initiating* a procedure that does not have a message to report the outcome of the procedure is missing one or more IEs/IE groups with specified criticality "*Ignore IE and Notify Sender*", the receiving node shall ignore that those IEs are missing and continue with the procedure based on the other IEs/IE groups present in the message and initiate the Error Indication procedure to report that one or more IEs/IE groups were missing.
- if a received *response* message is missing one or more IEs/IE groups with specified criticality "*Ignore IE and Notify Sender*", the receiving node shall ignore that those IEs are missing and continue with the procedure based on the other IEs/IE groups present in the message and initiate the Error Indication procedure to report that one or more IEs/IE groups were missing.

Ignore IE:

- if a received message *initiating* a procedure is missing one or more IEs/IE groups with specified criticality "*Ignore IE*", the receiving node shall ignore that those IEs are missing and continue with the procedure based on the other IEs/IE groups present in the message.
- if a received *response* message is missing one or more IEs/IE groups with specified criticality "*Ignore IE*", the receiving node shall ignore that those IEs/IE groups are missing and continue with the procedure based on the other IEs/IE groups present in the message.

When reporting missing IEs/IE groups with specified criticality "*Reject IE*" or "*Ignore IE and Notify Sender*" using a response message defined for the procedure, the *Information Element Criticality Diagnostics* IE shall be included in the *Criticality Diagnostics* IE for each reported IE/IE group.

When reporting missing IEs/IE groups with specified criticality "*Reject IE*" or "*Ignore IE and Notify Sender*" using the Error Indication procedure, the *Procedure Code* IE, the *Triggering Message* IE, *Procedure Criticality* IE, and the *Information Element Criticality Diagnostics* IE shall be included in the *Criticality Diagnostics* IE for each reported IE/IE group.

10.3.6 IEs or IE groups received in wrong order or with too many occurrences or erroneously present

If a message with IEs or IE groups in wrong order or with too many occurrences is received or if IEs or IE groups with a conditional presence are present when the condition is not met (i.e. erroneously present), the receiving node shall behave according to the following:

- If a message *initiating* a procedure is received containing IEs or IE groups in wrong order or with too many occurrences or erroneously present, none of the functional requests of the message shall be executed. The receiving node shall reject the procedure and report the cause value "Abstract Syntax Error (Falsely Constructed Message)" using the message normally used to report unsuccessful outcome of the procedure. In case the information received in the initiating message was insufficient to determine a value for all IEs that are required to be present in the message used to report the unsuccessful outcome of the procedure, the receiving node shall instead terminate the procedure and initiate the Error Indication procedure.
- If a message *initiating* a procedure that does not have a message to report unsuccessful outcome is received containing IEs or IE groups in wrong order or with too many occurrences or erroneously present, the receiving node shall terminate the procedure and initiate the Error Indication procedure, and use cause value "Abstract Syntax Error (Falsely Constructed Message)".
- If a *response* message is received containing IEs or IE groups in wrong order or with too many occurrences or erroneously present, the receiving node shall consider the procedure as unsuccessfully terminated and initiate local error handling.

When determining the correct order only the IEs specified in the specification version used by the receiver shall be considered.

10.4 Logical Error

Logical error situations occur when a message is comprehended correctly, but the information contained within the message is not valid (i.e. semantic error), or describes a procedure which is not compatible with the state of the receiver. In these conditions, the following behaviour shall be performed (unless otherwise specified) as defined by the class of the elementary procedure, irrespective of the criticality information of the IE's/IE groups containing the erroneous values.

Class 1:

Where the logical error occurs in a request message of a class 1 procedure, and the procedure has a message to report this unsuccessful outcome, this message shall be sent with an appropriate cause value. Typical cause values are:

- Semantic Error;
- Message not compatible with receiver state.

Where the logical error is contained in a request message of a class 1 procedure, and the procedure does not have a message to report this unsuccessful outcome, the procedure shall be terminated and the Error Indication procedure shall be initiated with an appropriate cause value. The *Procedure Code* IE and the *Triggering Message* IE within the *Criticality Diagnostics* IE shall then be included in order to identify the message containing the logical error.

Where the logical error exists in a response message of a class 1 procedure, the procedure shall be considered as unsuccessfully terminated and local error handling shall be initiated.

Class 2:

Where the logical error occurs in a message of a class 2 procedure, the procedure shall be terminated and the Error Indication procedure shall be initiated with an appropriate cause value. The *Procedure Code* IE and the *Triggering Message* IE within the *Criticality Diagnostics* IE shall then be included in order to identify the message containing the logical error.

10.5 Exceptions

The error handling for all the cases described hereafter shall take precedence over any other error handling described in the other subclauses of clause 10.

- If any type of error (Transfer Syntax Error, Abstract Syntax Error or Logical Error) is detected in the ERROR INDICATION message, it shall not trigger the Error Indication procedure in the receiving Node but local error handling.
- In case a response message or Error Indication message needs to be returned, but the information necessary to determine the receiver of that message is missing, the procedure shall be considered as unsuccessfully terminated and local error handling shall be initiated.
- If an error that terminates a procedure occurs, the returned cause value shall reflect the error that caused the termination of the procedure even if one or more abstract syntax errors with criticality "ignore and notify" have earlier occurred within the same procedure.

Annex A (informative): Change History

TSG #	TSG Doc.	CR	Rev	Subject/Comment	New
2008-12	RP-080833			Approved at TSG-RAN#42 and placed under change control	8.0.0
2009-01				Editorial corrections, including spec number shown on cover	8.0.1
43	RP-090244	0001		Add Object Identifier for RUA ASN.1	8.1.0
43	RP-090081	0004	1	Clarification on Uniqueness of Context ID	8.1.0
43	RP-090082	0007	2	Adding the definitaion of luh Signalling Connection	8.1.0
43	RP-090244	0008		Correction of IE presence in ASN.1	8.1.0
43	RP-090244	0009		Clarification of operation of RUA disconnect	8.1.0
46				Raised to version 9.0.0	9.0.0
46	RP-091191	0020	1	RUA enhancement to handle inbound Mobility	9.0.0
46	RP-091191	0021	2	CSG Membership signalling during UE implicit registration	9.0.0
47	RP-100230	0023	1	Minor corrections for RUA	9.1.0
48	RP-100595	0029	1	Some Clarifications on RUA Direct Transfer	9.2.0
49	RP-100909	0030	1	Add missing cause value descriptions	9.3.0
03/2011				Raised to version 10.0.0	10.0.0
SP-49	SP-100629			Clarification on the use of References (TS 21.801 CR#0030)	10.0.0
51	RP-110231	0033	1	RUA Connect Message for Enhanced H2H Mobility	10.0.0
52	RP-110684	0034	1	Correction of References	10.1.0
52	RP-110689	0035	1	IDNNS usage in the CONNECT message	10.1.0
52	RP-110689	0036	2	Clarification of usage of RUA DISCONNECT	10.1.0
53	RP-111192	0040	1	Remaining UE Context Issue during Mobility	10.2.0
09/2012				Update to Rel-11 version (MCC)	11.0.0
58	RP-121737	0041		Editorial and minor corrections	11.1.0
59	RP-130211	0042		Corrections from ASN.1 Review	11.2.0
09/2014				Update to Rel-12 version (MCC)	12.0.0
66	RP-142093	0047		Update of reference	12.1.0
12/2015				Update to Rel-13 version (MCC)	13.0.0
71	RP-160419	0049		Correction of tabular for Procedure Code in the Message Type IE	13.1.0

Change history							
Date	Meeting	TDoc	CR	Rev	Cat	Subject/Comment	New version
2017-03	SA#75					Promotion to Release 14 without technical change	14.0.0

History

Document history		
V14.0.0	April 2017	Publication