

ETSI TS 124 615 V9.8.0 (2014-01)



Technical Specification

**Digital cellular telecommunications system (Phase 2+);
Universal Mobile Telecommunications System (UMTS);
LTE;
Communication Waiting (CW) using IP Multimedia (IM)
Core Network (CN) subsystem;
Protocol Specification
(3GPP TS 24.615 version 9.8.0 Release 9)**



Reference

RTS/TSGC-0124615v980

Keywords

GSM,LTE,UMTS

ETSI

650 Route des Lucioles
F-06921 Sophia Antipolis Cedex - FRANCE

Tel.: +33 4 92 94 42 00 Fax: +33 4 93 65 47 16

Siret N° 348 623 562 00017 - NAF 742 C
Association à but non lucratif enregistrée à la
Sous-Préfecture de Grasse (06) N° 7803/88

Important notice

Individual copies of the present document can be downloaded from:

<http://www.etsi.org>

The present document may be made available in more than one electronic version or in print. In any case of existing or perceived difference in contents between such versions, the reference version is the Portable Document Format (PDF). In case of dispute, the reference shall be the printing on ETSI printers of the PDF version kept on a specific network drive within ETSI Secretariat.

Users of the present document should be aware that the document may be subject to revision or change of status. Information on the current status of this and other ETSI documents is available at

<http://portal.etsi.org/tb/status/status.asp>

If you find errors in the present document, please send your comment to one of the following services:

http://portal.etsi.org/chaicor/ETSI_support.asp

Copyright Notification

No part may be reproduced except as authorized by written permission.
The copyright and the foregoing restriction extend to reproduction in all media.

© European Telecommunications Standards Institute 2014.
All rights reserved.

DECT™, **PLUGTESTS™**, **UMTS™** and the ETSI logo are Trade Marks of ETSI registered for the benefit of its Members.
3GPP™ and **LTE™** are Trade Marks of ETSI registered for the benefit of its Members and of the 3GPP Organizational Partners.
GSM® and the GSM logo are Trade Marks registered and owned by the GSM Association.

Intellectual Property Rights

IPRs essential or potentially essential to the present document may have been declared to ETSI. The information pertaining to these essential IPRs, if any, is publicly available for **ETSI members and non-members**, and can be found in ETSI SR 000 314: *"Intellectual Property Rights (IPRs); Essential, or potentially Essential, IPRs notified to ETSI in respect of ETSI standards"*, which is available from the ETSI Secretariat. Latest updates are available on the ETSI Web server (<http://ipr.etsi.org>).

Pursuant to the ETSI IPR Policy, no investigation, including IPR searches, has been carried out by ETSI. No guarantee can be given as to the existence of other IPRs not referenced in ETSI SR 000 314 (or the updates on the ETSI Web server) which are, or may be, or may become, essential to the present document.

Foreword

This Technical Specification (TS) has been produced by ETSI 3rd Generation Partnership Project (3GPP).

The present document may refer to technical specifications or reports using their 3GPP identities, UMTS identities or GSM identities. These should be interpreted as being references to the corresponding ETSI deliverables.

The cross reference between GSM, UMTS, 3GPP and ETSI identities can be found under <http://webapp.etsi.org/key/queryform.asp>.

Contents

Intellectual Property Rights	2
Foreword.....	2
Contents	3
Foreword.....	5
1 Scope	6
2 References	6
3 Definitions and abbreviations.....	7
3.1 Definitions	7
3.2 Abbreviations	7
4 Communication Waiting (CW)	8
4.1 Introduction	8
4.2 Description	8
4.2.1 General description	8
4.3 Operational requirements	8
4.3.1 Provision/withdrawal	8
4.4 Coding requirements	9
4.4.1 CW indication	9
4.4.2 CW notification	9
4.5 Signalling requirements.....	9
4.5.1 General.....	9
4.5.2 Activation/deactivation	9
4.5.3 Registration/erasure	9
4.5.4 Interrogation	10
4.5.5 Invocation and operation	10
4.5.5.1 Actions at the UE of user C.....	10
4.5.5.2 Actions at the AS of user B.....	10
4.5.5.3 Actions at the UE of user B.....	11
4.5.5.3.1 General	11
4.5.5.3.2 Communication waiting presentation procedures.....	11
4.5.5.3.3 User B actions during communication waiting condition.....	11
4.5.5.3.4 Communication release during a communication waiting condition.....	12
4.6 Interaction with other services.....	13
4.6.1 Communication Waiting (CW).....	13
4.6.2 Communication Hold (HOLD).....	13
4.6.3 Terminating Identification Presentation (TIP).....	13
4.6.4 Terminating Identification Restriction (TIR).....	13
4.6.5 Originating identification presentation (OIP)	13
4.6.6 Originating identification restriction (OIR)	13
4.6.7 Conference calling (CONF).....	13
4.6.8 Communication diversion services (CDIV).....	13
4.6.8.1 Communication forwarding unconditional (CFU)	13
4.6.8.2 Communication forwarding busy (CFB).....	13
4.6.8.3 Communication forwarding no reply (CFNR)	13
4.6.8.4 Communication forwarding on Not Logged-in (CFNL)	14
4.6.8.5 Communication deflection (CD).....	14
4.6.9 Advice of charge (AOC).....	14
4.6.10 Completion of calls to busy subscriber (CCBS) Completion of Communications by No Reply (CCNR).....	14
4.6.11 Malicious communication identification (MCID)	14
4.6.12 Anonymous Communication Rejection and Communication Barring (ACR/CB)	14
4.6.13 Explicit Communication Transfer (ECT)	14
4.6.14 Message Waiting Indication (MWI)	14
4.6.15 Flexible Alerting (FA)	14

4.6.16	Customized Alerting Tones (CAT).....	14
4.7	Parameter values (timers)	14
4.8	Service Configuration.....	15
4.8.1	General.....	15
4.8.2	Data Semantics	15
4.8.3	XML Schema.....	15
5	Extensions within the present document	15
5.1	CW information XML body.....	15
5.1.1	General.....	15
5.1.2	MIME type definition.....	16
5.1.2.1	Introduction.....	16
5.1.2.2	Operation.....	16
Annex A (informative): Signalling flows		17
A.1	Network based CW flows.....	17
A.2	Terminal based CW flows.....	20
A.2.1	Successful communication establishment	20
A.2.2	Timer expires.....	22
Annex B (informative): Example of Filter Criteria.....		24
Annex C (informative): IANA Registration templates.....		24
C.1	IANA registry for Application Media Types	24
C.1.1	IANA Registration template for application/vnd.3gpp.cw+xml	24
Annex D (informative): Change history		26
History		28

Foreword

This Technical Specification (TS) has been produced by ETSI 3rd Generation Partnership Project (3GPP).

The present document may refer to technical specifications or reports using their 3GPP identities, UMTS identities or GSM identities. These should be interpreted as being references to the corresponding ETSI deliverables.

The cross reference between GSM, UMTS, 3GPP and ETSI identities can be found under <http://webapp.etsi.org/key/queryform.asp>.

The contents of the present document are subject to continuing work within the TSG and may change following formal TSG approval. Should the TSG modify the contents of the present document, it will be re-released by the TSG with an identifying change of release date and an increase in version number as follows:

Version x.y.z

where:

- x the first digit:
 - 1 presented to TSG for information;
 - 2 presented to TSG for approval;
 - 3 or greater indicates TSG approved document under change control.
- y the second digit is incremented for all changes of substance, i.e. technical enhancements, corrections, updates, etc.
- z the third digit is incremented when editorial only changes have been incorporated in the document.

1 Scope

The present document specifies the stage 3, Protocol Description of the Communication Waiting (CW) service, based on stage 1 and stage 2 of the ISDN call waiting supplementary services. It provides the protocol details in the IP Multimedia (IM) Core Network (CN) subsystem based on the Session Initiation Protocol (SIP) and the Session Description Protocol (SDP).

The **Communication Waiting (CW)** service enables a user to be informed, that very limited resources are available for an incoming communication. The user then has the choice of accepting, rejecting or ignoring the waiting call (as per basic call procedures).

The present document is applicable to User Equipment (UE) and Application Servers (AS) which are intended to support the CW supplementary service.

2 References

The following documents contain provisions which, through reference in this text, constitute provisions of the present document.

- References are either specific (identified by date of publication, edition number, version number, etc.) or non-specific.
- For a specific reference, subsequent revisions do not apply.
- For a non-specific reference, the latest version applies. In the case of a reference to a 3GPP document (including a GSM document), a non-specific reference implicitly refers to the latest version of that document *in the same Release as the present document*.

- [1] 3GPP TS 22.173: "IP Multimedia Core Network Subsystem (IMS) Multimedia Telephony Service and supplementary services; Stage 1".
- [2] 3GPP TS 24.229: "Internet Protocol (IP) multimedia call control protocol based on Session Initiation Protocol (SIP) and Session Description Protocol (SDP); Stage 3".
- [3] Void.
- [4] 3GPP TS 24.628: "Common Basic Communication procedures using IP Multimedia (IM) Core Network (CN) subsystem; Protocol specification".
- [5] 3GPP TS 24.610: "Communication HOLD (HOLD) using IP Multimedia (IM) Core Network (CN) subsystem; Protocol specification".
- [6] 3GPP TS 22.228: "Service requirements for the Internet Protocol (IP) multimedia core network subsystem (IMS); Stage 1".
- [7] 3GPP TS 24.623: "Extensible Markup Language (XML) Configuration Access Protocol (XCAP) over the Ut interface for Manipulating Supplementary Services".
- [8] draft-ietf-salud-alert-info-urns-09 (October 2013): "URNs for the Alert-Info Header Field of the Session Initiation Protocol (SIP)".

Editor's note: The above document cannot be formally referenced until it is published as an RFC.

- [9] RFC 5621 (September 2009): "Message Body Handling in the Session Initiation Protocol (SIP)".
- [10] 3GPP TS 24.238: "Session Initiation Protocol (SIP) based user configuration".
- [11] RFC 6432: "Carrying Q.850 Codes in Reason Header Fields in SIP (Session Initiation Protocol) Responses".
- [12] RFC 3326 (December 2002): "The Reason Header Field for the Session Initiation Protocol (SIP)".

- [13] RFC 3023 (January 2001): "XML Media Types".
- [14] RFC 4244 (November 2005): "An Extension to the Session Initiation Protocol (SIP) for Request History Info".

3 Definitions and abbreviations

3.1 Definitions

For definitions used in this document see:

- 3GPP TS 22.173 [1]

User B: User B is the user who reacts to the communication waiting at subscriber B.

User C: User C is the user who has originated a communication to subscriber B which causes the CW supplementary service to be invoked.

User A: User A is a user (several such users may exist) who is engaged in a communication with User B (this communication can be in any state).

Network determined user busy: See 3GPP TS 22.173 [1].

Approaching Network determined user busy: See 3GPP TS 22.173 [1].

User determined user busy: See 3GPP TS 22.228 [6].

3.2 Abbreviations

For the purposes of the present document, the following abbreviations apply:

AoC	Advice of Charge
CAT	Customized Alerting Tones
CCBS	Completion of Communication sessions to Busy Subscriber
CD	Communication Deflection
CDIV	Communication Diversion
CFB	Communication Forwarding Busy
CFNL	Communication Forwarding on Not Logged-in
CFNR	Communication Forwarding No Reply
CFU	Communication Forwarding Unconditional
FA	Flexible Alerting
OIP	Originating Identification Presentation
OIR	Originating Identification Restriction
TIP	Terminating Identification Presentation
TIR	Terminating Identification Restriction
CW	Communication Waiting
GRUU	Globally Routable User agent URI
HOLD	Communication Hold
IFC	Initial Filter Criteria
IMS	IP Multimedia Subsystem
IP	Internet Protocol
ISDN	Integrated Services Digital Network
MCID	Malicious Communication Identification
NDUB	Network Determined User Busy
SIP	Session Initiation Protocol
UDUB	User Determined User Busy
UE	User Equipment

4 Communication Waiting (CW)

4.1 Introduction

The Communication Waiting (CW) service enables a UE to be informed that no resources are available for an incoming communication. The user then has the choice of accepting, rejecting or ignoring the incoming communication (as per basic communication procedures).

4.2 Description

4.2.1 General description

Two cases can occur depending on the network's ability to validate the status of the destination user upon receipt of an incoming communication (i.e. "approaching NDUB" condition):

- If sufficient information on the user is available at the time a communication is to be delivered to the user, the network validates the status of this user. If the status of the user is "approaching NDUB", the network presents the waiting communication to the destination user;
- Otherwise, the network may be informed of the communication waiting situation upon receipt from the destination user of a communication waiting indication.

When a communication arrives at the destination user, the UE validates the status of the user. If the user is already involved in one or more communications, the terminal notifies the served user of a communication waiting situation.

The user then has different possibilities to react, for example if it may decide to free some resources and accept the incoming communication.

4.3 Operational requirements

4.3.1 Provision/withdrawal

The Communication Waiting service shall be provided after prior arrangement with the service provider.

If the network supports the approaching Network Determined User Busy (approaching NDUB) condition, the CW service can as a network option, be offered to the corresponding users with a subscription option. This subscription option is part of the CW profile of the served user. The subscription option is shown in the table 4.3.1.1.

Table 4.3.1.1: Subscription options for CW (approaching NDUB only)

Subscription options	Value
Served user subscribes to 'calling user receives notification that his communication is waiting"	No (default)
	Yes (NOTE)
NOTE: The notification can take the form of a announcement played to user C, or an out-of band notification or both. This is up to the network operator to decide.	

Timer T_{AS-CW} is a service provider option. This optional timer specifies the period the network will wait for a response (answer), from user B, to the offered communication from user C. The value of this timer is between 0.5 and 2 minutes.

- NOTE: When used, the value of T_{AS-CW} is set by the service provider as a default value subject to change only by the service provider.

4.4 Coding requirements

4.4.1 CW indication

The XML Schema for the CW information XML body is defined in table 4.4.1.1.

Table 4.4.1.1: IM CN subsystem CW XML body, XML Schema

```
<?xml version="1.0" encoding="UTF-8"?>
<xs:schema targetNamespace="urn:3gpp:ns:cw:1.0"
  xmlns:cw10="urn:3gpp:ns:cw:1.0"
  xmlns:xs="http://www.w3.org/2001/XMLSchema"
  elementFormDefault="qualified" attributeFormDefault="unqualified">
  <xs:complexType name="tEmptyType"/>
  <xs:complexType name="tCWtype">
    <xs:sequence>
      <xs:element name="communication-waiting-indication" minOccurs="0" maxOccurs="1"
        type="cw10:tEmptyType"/>
      <xs:any namespace="##other" processContents="lax" minOccurs="0" maxOccurs="unbounded"/>
    </xs:sequence>
    <xs:anyAttribute namespace="##other" processContents="lax"/>
  </xs:complexType>
  <xs:element name="ims-cw" type="cw10:tCWtype"/>
</xs:schema>
```

The CW XML schema shall be transported as a SIP MIME body. The MIME type for the CW information is "application/vnd.3gpp.cw+xml" (see subclause 5.1). Any SIP message that transports a body with CW information shall identify the payload as the MIME type associated with CW information (see subclause 5.1).

4.4.2 CW notification

The urn namespace "alert" with the sub-label "service" and its initial value "call-waiting" and its usage within the Alert-Info header field is described in draft-ietf-salud-alert-info-urns [8].

4.5 Signalling requirements

4.5.1 General

Configuration of supplementary services by the user should:

- take place over the Ut interface using XCAP as enabling protocol as described in 3GPP TS 24.623 [7]; or
- use SIP based user configuration as described in 3GPP TS 24.238 [10].

NOTE: Other possibilities for user configuration, such as web-based provisioning or pre-provisioning by the operator are outside the scope of the present document, but are not precluded.

The enhancements to the XML schema for use over the Ut interface is described in subclause 4.8.

4.5.2 Activation/deactivation

The service CW is individually activated at provisioning or at the subscriber's request.

The service CW is individually deactivated at withdrawal or at the subscriber's request.

4.5.3 Registration/erasure

The CW service requires no registration. Erasure is not applicable.

4.5.4 Interrogation

Interrogation of CW is not applicable.

4.5.5 Invocation and operation

4.5.5.1 Actions at the UE of user C

The procedures described for the originating UE in 3GPP TS 24.229 [2] shall apply with the clarifications below.

Upon receipt of a 180 (Ringing) response with a Alert-Info header field set to "<urn:alert:service:call-waiting>" according to draft-ietf-salud-alert-info-urns [8], the UE may indicate that the outgoing communication is being treated as a waiting communication.

4.5.5.2 Actions at the AS of user B

The AS shall operate as a SIP proxy as specified in subclause 5.7.4 of 3GPP TS 24.229 [2] or operate as a routing B2BUA as specified in subclause 5.7.5 of 3GPP TS 24.229 [2] for the incoming INVITE request and all future requests and responses in the same dialog.

NOTE 1: For the case when CW, according the requirements in this document, is the only service being applied by the AS, then the AS only needs to act as a SIP proxy. If additional services are applied, then the AS might need to act as a routing B2BUA.

NOTE 2: The procedures for NDUB are out of scope of this specification. Information for the handling of NDUB can be found in 3GPP TS 22.173 [1] Annex Da and 3GPP TS 24.628 [4] Annex B.2.

The AS determines that a CW condition has occurred when one of the following conditions are met:

- receipt of an INVITE request that fulfils the approaching NDUB condition for user B; or
- the AS receives a 180 (Ringing) response with a Alert-Info header field set to "<urn:alert:service:call-waiting>" according to draft-ietf-salud-alert-info-urns [8].

If the CW condition was determined by the AS based on validation of the "approaching NDUB" condition, the AS shall:

- if the Contact header received from user B in the establishment or modification of the the existing active communication contained a GRUU then include that GRUU is the Request-URI in the INVITE request and include as the hi-entry in the History-Info header field the contents of the Request-URI from the received INVITE request according to RFC 4244 [14].
- insert a MIME body according to subclause 4.4.1 in the INVITE request, with the <communication-waiting-indication> element contained in the <ims-cw> root element; and
- if required by operator policy, include the Expires header field set to the value of T_{AS-CW} timer.
- set the Content-Type header field to "application/vnd.3gpp.cw+xml".

The INVITE request shall then be forwarded to user B.

After receipt of a 180 (Ringing) response from user B the AS may provide an announcement to user C in accordance with 3GPP TS 24.628 [4]. If not included, the AS shall insert a Alert-Info header field set to "<urn:alert:service:call-waiting>" according to draft-ietf-salud-alert-info-urns [8] in the 180 (Ringing) response and forward it to user C.

After the receipt of a 415 (Unsupported Media Type) response, the AS shall reject the communication by sending a 486 (Busy Here) response to user C.

If the CW condition was determined by the AS based on the receipt of a 180 (Ringing) response with a Alert-Info header field set to "<urn:alert:service:call-waiting>" according to draft-ietf-salud-alert-info-urns [8], the AS may initiate the procedures for notifying user C by performing a combination of the following actions:

- provision of an announcement to the calling user in accordance with 3GPP TS 24.628 [4]; and

- forwarding the 180 (Ringing) response to the calling party.

As a network option, if a CW condition occurs, upon receipt of a 180 (Ringing) response, the AS shall initiate the T_{AS-CW} timer. Upon expiry of the T_{AS-CW} timer, the AS shall send a CANCEL request towards the user B's UE as described in 3GPP TS 24.229 [2] including a Reason header field (see RFC 3326 [12]) with the protocol set to "SIP" and the cause set to "408", and a 480 (Temporarily unavailable) response towards User C, including a Reason header field set to cause 19, in accordance with RFC 6432 [11].

4.5.5.3 Actions at the UE of user B

4.5.5.3.1 General

Basic communication procedures according to 3GPP TS 24.229 [2] shall apply with the clarifications and additions described in the following subclauses.

4.5.5.3.2 Communication waiting presentation procedures

Upon receipt of an INVITE request containing:

- a Content-Type header field set to "application/vnd.3gpp.cw+xml";
- a MIME body according to subclause 4.4.1 with the with the <communication-waiting-indication> element contained in the <ims-cw> root element; and
- if the maximum number of waiting communications is not reached (i.e. UDUB condition has not occurred), the UE shall:
 - provide a CW indication to the user;
 - send a 180 (Ringing) response to the INVITE request according to the provisional response procedures described in 3GPP TS 24.229 [2];
 - optionally, if the INVITE includes an Expires header field, use the value of this header field to provide the time to expiry information of the communication waiting to the user; and
 - optionally start timer T_{UE-CW} ;

NOTE 1: The timer T_{UE-CW} is used in order to limit the duration of the CW condition at the UE. For terminals that can provide an indication to the user that a CW condition is occurring without disturbing the active communication, this timer is not needed.

NOTE 2: RFC 5621 [9] describes conditions under which a 415 (Unsupported Media Type) response is returned.

The UE may insert an Alert-Info header field set to "<urn:alert:service:call-waiting>" according to draft-ietf-salud-alert-info-urns [8] in the 180 (Ringing) response, according to the provisional response procedures described in 3GPP TS 24.229 [2].

4.5.5.3.3 User B actions during communication waiting condition

Case A

If user B accepts the waiting communication and holds (per procedures in 3GPP TS 24.610 [5]) or releases (per procedures in 3GPP TS 24.229 [2]) the active communication and timer T_{UE-CW} has not expired, user B's UE shall:

- stop timer T_{UE-CW} (if it has been started);
- stop providing the CW indication to User B; and
- apply the procedures for answering the waiting communication to User B as described in 3GPP TS 24.229 [2].

Case B

If T_{UE-CW} was started and expires, user B's UE shall:

- stop providing the CW indication to User B; and
- send a 480 (Temporarily Unavailable) response towards User C, optionally including a Reason header field set to cause 19, in accordance with RFC 6432 [11].

4.5.5.3.4 Communication release during a communication waiting condition

If user B's UE receives a CANCEL request or BYE request from User C during a CW condition, user B's UE shall:

- stop timer T_{UE-CW} (if necessary);
- stop providing the CW indication to User B; and
- apply the terminating UE procedures upon receipt of CANCEL or BYE as described in 3GPP TS 24.229 [2].

If user B's UE receives a CANCEL request or BYE request from User A and during a CW condition, user B's UE shall:

- stop timer T_{UE-CW} (if necessary);
- stop providing the CW indication to User B;
- apply the terminating UE procedures upon receipt of CANCEL request or BYE request as described in 3GPP TS 24.229 [2]; and
- optionally apply the procedure for accepting the waiting communication as described in 3GPP TS 24.229 [2].

4.6 Interaction with other services

4.6.1 Communication Waiting (CW)

No impact, i.e. neither service shall affect the operation of the other service.

4.6.2 Communication Hold (HOLD)

No impact, i.e. neither service shall affect the operation of the other service.

4.6.3 Terminating Identification Presentation (TIP)

No impact, i.e. neither service shall affect the operation of the other service.

4.6.4 Terminating Identification Restriction (TIR)

No impact, i.e. neither service shall affect the operation of the other service.

4.6.5 Originating identification presentation (OIP)

No impact, i.e. neither service shall affect the operation of the other service.

4.6.6 Originating identification restriction (OIR)

No impact, i.e. neither service shall affect the operation of the other service.

4.6.7 Conference calling (CONF)

No impact, i.e. neither service shall affect the operation of the other service.

4.6.8 Communication diversion services (CDIV)

4.6.8.1 Communication forwarding unconditional (CFU)

If user B has activated the communication forwarding unconditional supplementary service, then the execution of the communication forwarding unconditional supplementary service shall take precedence over the network based CW service. The communication forwarding unconditional service can be activated while a communication is waiting without changing the state of the waiting communication.

A forwarded communication can invoke the CW service.

4.6.8.2 Communication forwarding busy (CFB)

No impact, i.e. neither supplementary service shall affect the operation of the other supplementary service.

NOTE: The following text clarifies the situation. If user B is NDUB, communication forwarding busy will take place, and the communication is not offered to user B. If user B is not NDUB, the communication is offered to B, and if the UDUB (User Determined User Busy) condition occurs, then the communication forwarding busy will take place.

A forwarded communication can invoke the CW service.

4.6.8.3 Communication forwarding no reply (CFNR)

If user B has activated the communication forwarding no reply service, then a waiting communication shall still be offered as described in this document. If the communication forwarding no reply timer expires before an answer is

received then the communication forwarding no reply service is invoked and the communication is forwarded and communication waiting ceases.

A forwarded communication can invoke the CW service.

4.6.8.4 Communication forwarding on Not Logged-in (CFNL)

No impact, i.e. neither supplementary service shall affect the operation of the other service.

A forwarded communication can invoke the CW service.

4.6.8.5 Communication deflection (CD)

When receiving the communication waiting indication, user B can invoke the communication deflection service.

A deflected communication can invoke the CW service.

4.6.9 Advice of charge (AOC)

No impact, i.e. neither service shall affect the operation of the other service.

4.6.10 Completion of calls to busy subscriber (CCBS) Completion of Communications by No Reply (CCNR)

No impact, i.e. neither service shall affect the operation of the other service.

4.6.11 Malicious communication identification (MCID)

No impact, i.e. neither service shall affect the operation of the other service.

4.6.12 Anonymous Communication Rejection and Communication Barring (ACR/CB)

No impact, i.e. neither service shall affect the operation of the other service.

4.6.13 Explicit Communication Transfer (ECT)

No impact, i.e. neither service shall affect the operation of the other service.

4.6.14 Message Waiting Indication (MWI)

No impact, i.e. neither service shall affect the operation of the other service.

4.6.15 Flexible Alerting (FA)

No impact, i.e. neither service shall affect the operation of the other service.

4.6.16 Customized Alerting Tones (CAT)

No impact, i.e. neither service shall affect the operation of the other service.

4.7 Parameter values (timers)

The use of T_{AS-CW} timer is a network option. When used, the value of T_{AS-CW} timer shall be set by the network operator as a default value subject to change only by the network operator.

4.8 Service Configuration

4.8.1 General

Communication waiting documents are sub-trees of the *simservs* XML document specified in 3GPP TS 24.623 [7]. As such, communication waiting documents use the XCAP application usage in 3GPP TS 24.623 [7].

Data semantics: The semantics of the communication waiting XML configuration document is specified in subclause 4.8. 2.

XML schema: Implementations in compliance with this specification shall implement the XML schema that minimally includes the XML Schema defined in subclause 4.8. 3 and the *simservs* XML schema specified in subclause 6.3 of 3GPP TS 24.623 [7].

An instance of a communication waiting document is shown:

```
<?xml version="1.0" encoding="UTF-8"?>
<simservs xmlns="http://uri.etsi.org/ngn/params/xml/simservs/xcap"
xmlns:xsi="http://www.w3.org/2001/XMLSchema-instance">
  <communication-waiting active="true"/>
</simservs>
```

4.8.2 Data Semantics

The CW service can be activated/deactivated using the active attribute of the <communication-waiting> service element.

4.8.3 XML Schema

```
<?xml version="1.0" encoding="UTF-8"?>
<xs:schema xmlns:ss="http://uri.etsi.org/ngn/params/xml/simservs/xcap"
xmlns:xs="http://www.w3.org/2001/XMLSchema"
targetNamespace="http://uri.etsi.org/ngn/params/xml/simservs/xcap" elementFormDefault="qualified"
attributeFormDefault="unqualified">
  <xs:element name="communication-waiting" type="ss:simservType" substitutionGroup="ss:absService">
    <xs:annotation>
      <xs:documentation>communication waiting
      </xs:documentation>
    </xs:annotation>
  </xs:element>
</xs:schema>
```

5 Extensions within the present document

5.1 CW information XML body

5.1.1 General

This subclause contains the CW information XML body in XML format. The CW information XML shall be valid against the CW XML schema defined in subclause 4.4.1.

Subclause 5.1.2 provides the associated MIME type definition. Annex C provides details of IANA registration and optional parameters.

5.1.2 MIME type definition

5.1.2.1 Introduction

This subclause defines the MIME type for "application/vnd.3gpp.cw+xml". A CW information XML document can be identified with this media type.

5.1.2.2 Operation

The encoding considerations for "application/vnd.3gpp.cw+xml" are identical to those of "application/xml" as described in RFC 3023 [13].

Annex A (informative): Signalling flows

A.1 Network based CW flows

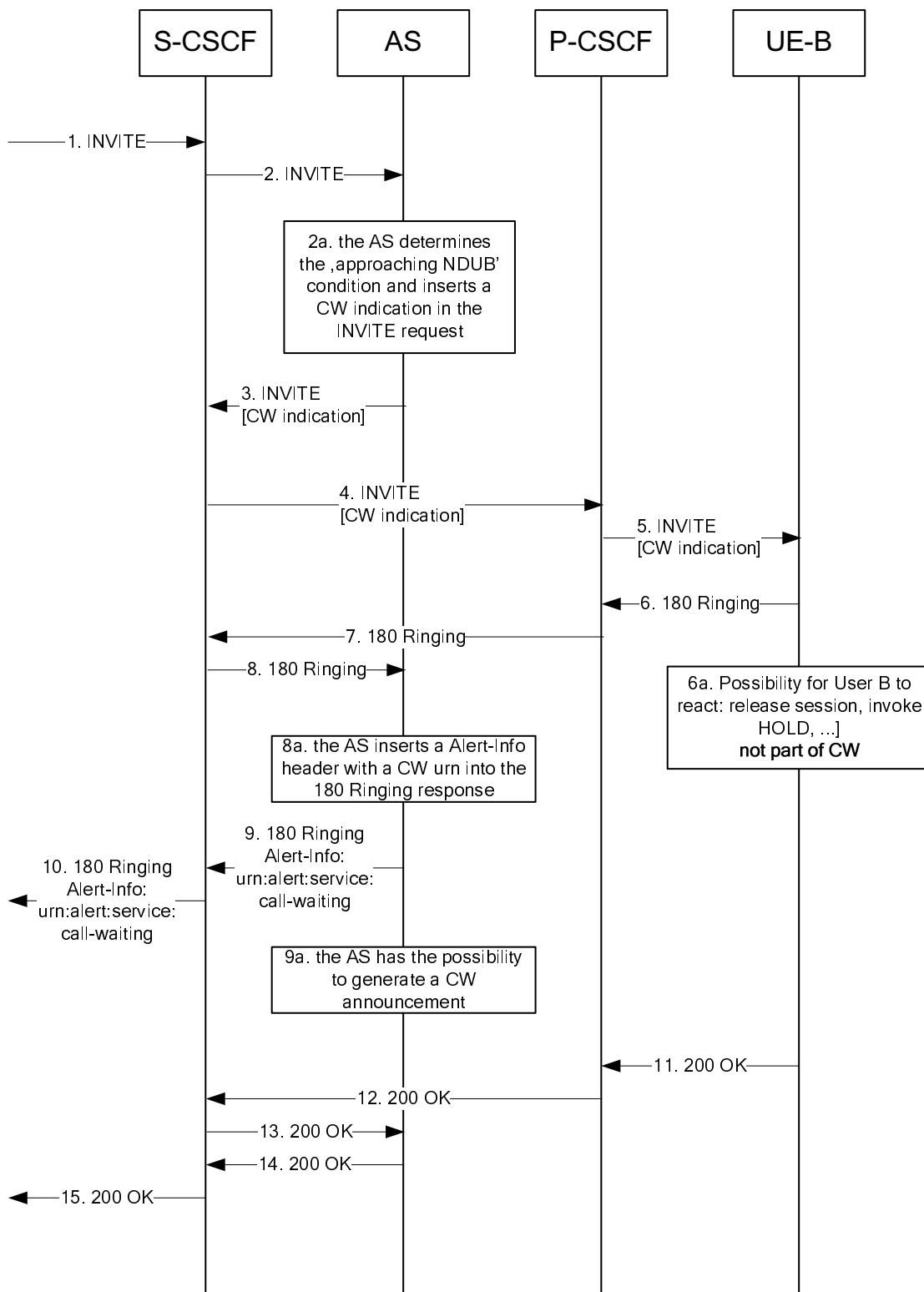


Figure A.1.1: CW signalling flow using an AS

Figure A.1.1 shows a basic signalling flow for Communication Waiting.

Call flows

- 1 to 2 The communication is initiated by UE-A by sending an INVITE request. The Request URI will include the URI of UE-B. After IFC evaluation in the S-CSCF the INVITE request is routed to the CW AS.
- 2a. The AS detects the CW condition and inserts a 3GPP IM CN Subsystem XML body into the INVITE request per procedures in subclause 4.5.5.2, see Table A.1-1.

Table A.1-1: SIP INVITE request (CW AS to S-CSCF)

```

INVITE tel:+1-212-555-2222 SIP/2.0
Via: SIP/2.0/UDP [5555::aaa:bbb:ccc:ddd]:1357;comp=sigcomp;branch=z9hG4bKnashds7
Max-Forwards: 70
Route: sip:pcscf1.home1.net:7531;lr;comp=sigcomp>, <sip:orig@scscf1.home1.net;lr>
Privacy: none
From: <sip:user1_public1@home1.net>; tag=171828
To: <tel:+1-212-555-2222>
Call-ID: cb03a0s09a2sdfgklj490333
Cseq: 127 INVITE
Supported: 100rel; precondition, gruu, 199
Require: sec-agree; replaces
Replaces: me03a0s09a2sdfgklj491777; to-tag=774321; from-tag=64727891
Proxy-Require: sec-agree
Security-Verify: ipsec-3gpp; q=0.1; alg= hmac-sha-1-96; spi=87654321; port1=7531
Accept-Contact: *;+g.3gpp.icsi-ref="urn%3Aurn-7%3gpp-service.ims.icsi.mmtel"
P-Asserted-Service: urn:urn-7:3gpp-service.ims.icsi.mmtel
Contact: <sip:cw.home1.net>;+g.3gpp.icsi-ref="urn%3Aurn-7%3gpp-service.ims.icsi.mmtel"
Allow: INVITE, ACK, CANCEL, BYE, PRACK, UPDATE
Accept: application/sdp,application/vnd.3gpp.cw+xml
Content-Type: multipart/mixed;boundary="boundary1"
Content-Length: (...)

--boundary1
Content-Type: application/sdp

v=0
o=- 2987933615 2987933615 IN IP6 5555::aaa:bbb:ccc:ddd
s=-
c=IN IP6 5555::aaa:bbb:ccc:ddd
t=0 0
m=audio 3456 RTP/AVP 97 96
a=tcap:1 RTP/AVPF
a=pcfg:1 t=1
b=AS:25.4
a=curr:qos local sendrecv
a=curr:qos remote none
a=des:qos mandatory local sendrecv
a=des:qos none remote sendrecv
a=inactive
a=rtpmap:97 AMR
a=fmtp:97 mode-set=0,2,5,7; mode-change-period=2
a=rtpmap:96 telephone-event
a=maxptime:20
--boundary1
Content-Type: application/vnd.3gpp.cw+xml

<?xml version="1.0"?>
<ims-cw xmlns="urn:3gpp:ns:cw:1.0">
  <communication-waiting-indication/>
</ims-cw>
--boundary1--

```

3. – 4. The INVITE request is routed to UE-B.
5. UE-B recognizes the 3GPP IM CN Subsystem XML body per procedures in subclause 4.5.5.3.
6. UE-B sends back a 180 (Ringing) response.
- [6a. out of scope: user B uses the HOLD service or releases a session in order to free resources]

7. – 8. The 180 (Ringing) response is routed back to the AS.

8a. The AS optionally inserts a Alert-Info with a 'CW' urn into the 180 (Ringing) response.

Table A.1-2: 180 (Ringing) response (CW AS to S-CSCF)

```
SIP/2.0 180 Ringing
Via: SIP/2.0/UDP pcscf1.visited1.net;branch=z9hG4bk120f34.1
Via: SIP/2.0/UDP 1.2.3.4:1357;branch=z9hG4bKnashds7
From: <sip:user1_public1@home1.net>;tag=31415
To: <tel:+1-212-555-2222>;tag=24615
Contact: <sip:cw.home1.net>;+g.3gpp.icsi-ref="urn%3Aurn-7%3gpp-service.ims.icsi.mmtel"
Call-ID: b89rjhnedlrfjflslj40a222
CSeq: 61 INVITE
Alert-Info:urn:alert:service:call-waiting
Content-Length: 0
```

9. – 10. The 180 (Ringing) response is routed back to the communication origin.

[9a. The AS may initiate an announcement to the calling user that the communication is a waiting communication, in accordance with 3GPP TS 24.628 [4].]

11. – 15. UE-B sends back a 200 (OK) response to the communication origin.

A.2 Terminal based CW flows

A.2.1 Successful communication establishment

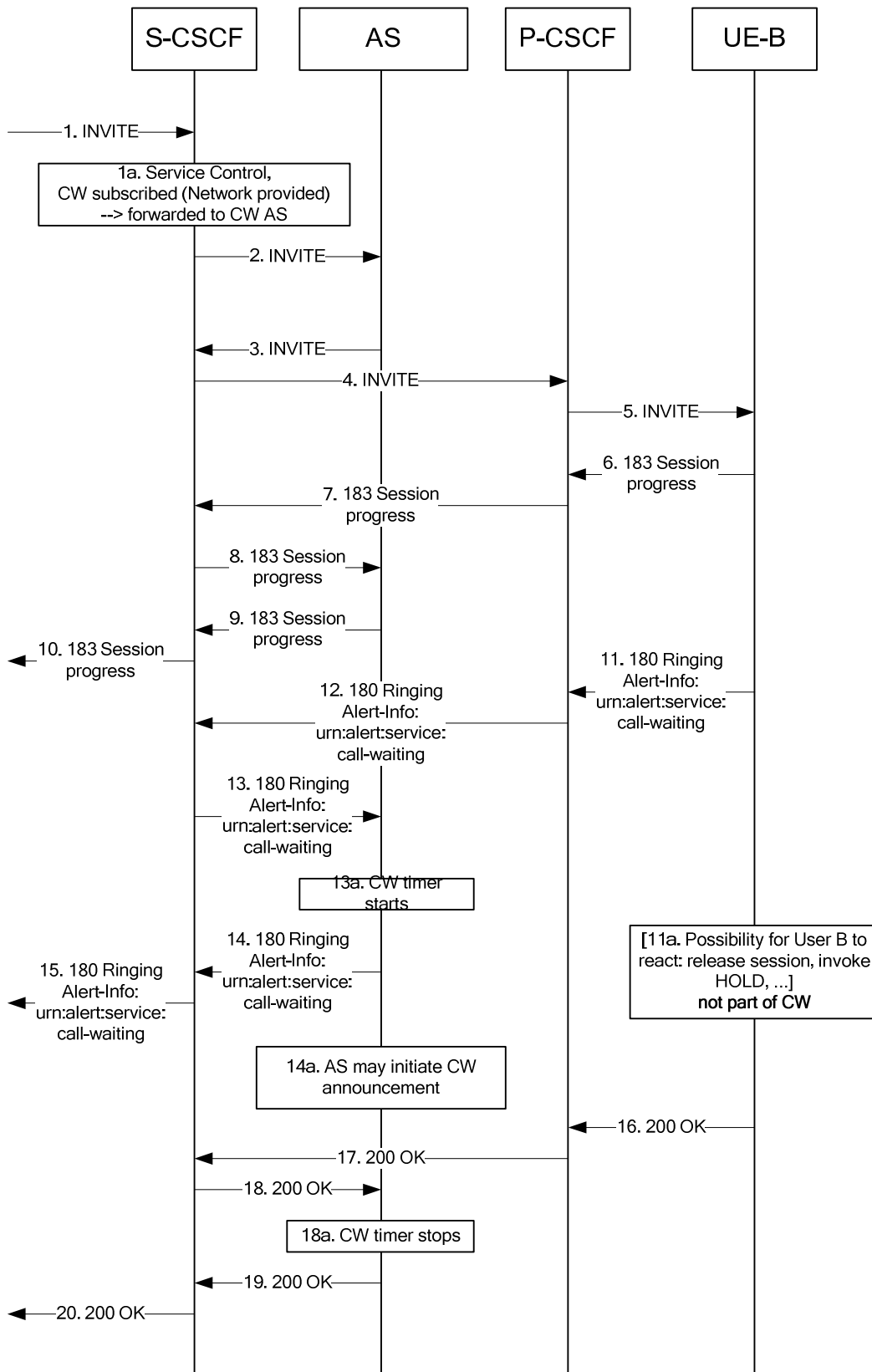


Figure A.2.1: Communication Waiting signalling flow at the terminating side, successful communication establishment

Explanation Figure A.2.1:

NOTE: only the most relevant messages are shown.

1. – 5. A communication invitation arrives at UE-B.

1a. Evaluation of initial filter criteria (CW is subscribed → forwarding to CW AS).

6. – 10. UE-B sends back a provisional response to the communication origin.

11. – 15. UE-B sends back a 180 (Ringing) response. UE-B optionally inserts a Alert-Info with a "service:call-waiting" urn into the 180 (Ringing) response, see Table A.2-1.

Table A.2-1: 180 (Ringing) response (UE-B to P-CSCF)

```
SIP/2.0 180 Ringing
Via: SIP/2.0/UDP pcscf1.visited1.net;branch=z9hG4bkl20f34.1
Via: SIP/2.0/UDP 1.2.3.4:1357;branch=z9hG4bKnashds7
From: <sip:user1_public1@home1.net>;tag=31415
To: <tel:+1-212-555-2222>;tag=24615
Contact: <sip:user2_public1@home2.net;gr=urn:uuid:2ad8950e-48a5-4a74-8d99-ad76cc7fc74>;+g.3gpp.icsi-ref="urn%3Aurn-7%3gpp-service.ims.icsi.mmtel"
Call-ID: b89rjhnedlrfjflslj40a222
CSeq: 61 INVITE
Alert-Info: <urn:alert:service:call-waiting>
Content-Length: 0
```

[11a. out of scope: user B uses the HOLD service or releases a session in order to free resources]

13a. A CW timer is started. The value of the timer should be less than 3 min (timer C).

[14a. The AS may initiate an announcement to the calling user that the communication is a waiting communication, in accordance with 3GPP TS 24.628 [4].]

16. – 20. UE-B sends a 200 OK to the communication origin with the SDP offer of UE-B.

18a. The CW timer stops.

A.2.2 Timer expires

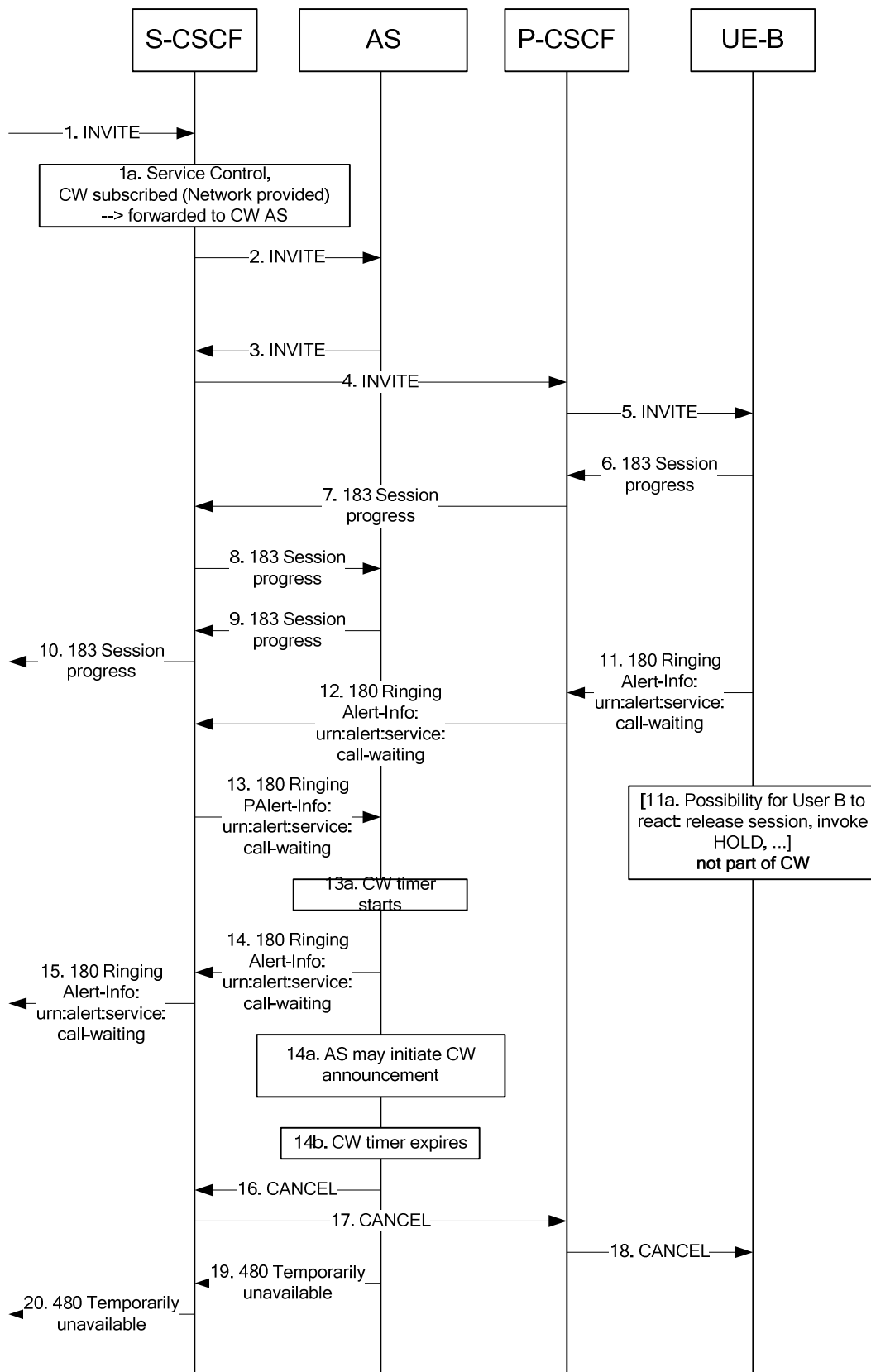


Figure A.2.2: Communication Waiting signalling flow at the terminating side, CW timer expires

Explanation Figure A.2.2:

NOTE: Only the most relevant messages are shown.

1. – 5. A communication invitation arrives at UE-B.

1a. Evaluation of initial filter criteria (CW is subscribed → forwarding to CW AS).

6. – 10. UE-B sends back a provisional response to the communication origin.

11. – 15. UE-B sends back a 180 (Ringing) response. UE-B optionally inserts a Alert-Info with a "service:call-waiting" urn into the 180 (Ringing) response, see Table A.2-2.

Table A.2-2: 180 (Ringing) response (UE-B to P-CSCF)

```
SIP/2.0 180 Ringing
Via: SIP/2.0/UDP pcscf1.visited1.net;branch=z9hG4bk120f34.1
Via: SIP/2.0/UDP 1.2.3.4:1357;branch=z9hG4bKnashds7
From: <sip:user1_public1@home1.net>;tag=31415
To: <tel:+1-212-555-2222>;tag=24615
Contact: <sip:user2_public1@home2.net;gr=urn:uuid:2ad8950e-48a5-4a74-8d99-ad76cc7fc74>;+g.3gpp.icsi-ref="urn%3Aurn-7%3gpp-service.ims.icsi.mmtel"
Call-ID: b89rjhnedlrfjflslj40a222
CSeq: 61 INVITE
Alert-Info: <urn:alert:service:call-waiting>
Content-Length: 0
```

[11a. out of scope: user B uses the HOLD service or releases a session in order to free resources]

13a. A CW timer is started. The value of the timer should be less than 3 min (timer C).

[14a. The AS may initiate an announcement to the calling user that the communication is a waiting communication, in accordance with 3GPP TS 24.628 [4].]

14b. The CW timer expires.

16. – 18. The CW AS sends a CANCEL request to to UE-B.

19. – 20. The CW AS sends a 480 (Temporarily unavailable) response to the communication origin.

Annex B (informative): Example of Filter Criteria

This annex provides an example of a filter criterion that triggers SIP requests that are subject to initial filter criteria evaluation.

An example of an IFC when the CW service is active at the terminating S-CSCF is:

Method: INVITE.

Editor's note: It's needed to consider if further clarification is needed for Filter Criteria in cases where additional services based upon INVITE are also deployed.

Annex C (informative): IANA Registration templates

C.1 IANA registry for Application Media Types

C.1.1 IANA Registration template for application/vnd.3gpp.cw+xml

Editor's note: The MIME type "application/vnd.3gpp.cw+xml" as defined in this subclause and subclause 4.4.1 is to be registered in the IANA registry for Application Media Types based upon the following template.

MIME media type name:

application

MIME subtype name:

vnd.3gpp.cw+xml

Required parameters:

None

Optional parameters:

"charset" the parameter has identical semantics to the charset parameter of the "application/xml" media type as specified in RFC 3023.

Encoding considerations:

binary

Security considerations:

3GPP has defined mechanisms for ensuring the privacy and integrity protection of the bodies of SIP messages used in the 3GPP IM CN Subsystem.

Interoperability considerations:

This content type provides a format for exchanging information in SIP Requests and Responses and used within the 3GPP IM CN Subsystem.

Published specification:

3GPP TS 24.615: "Communication Waiting (CW) using IP Multimedia (IM) Core Network (CN) subsystem"

Applications which use this media:

Applications that use the network-determined call waiting procedures of 3GPP IM CN Subsystem as defined by 3GPP.

Intended usage:

This content type provides a format for the network to indicate that the UE needs special handling of incoming session request due to "approaching network determined user busy" condition.

Annex D (informative): Change history

Change history							
Date	TSG #	TSG Doc.	CR	Rev	Subject/Comment	Old	New
19.02.2008			C1-080486			-	0.0.0
19.02.2008			C1-080487			0.0.0	0.1.0
19.02.2008			C1-080271			0.0.0	0.1.0
19.02.2008			C1-080488			0.0.0	0.1.0
19.02.2008			C1-080273			0.0.0	0.1.0
19.02.2008			C1-080489			0.0.0	0.1.0
19.02.2008			C1-080490			0.0.0	0.1.0
19.02.2008			C1-080491			0.0.0	0.1.0
					TS number added	0.1.0	0.1.1
17.04.2008			C1-081360			0.1.1	0.2.0
15.5.2008			C1-081556			0.2.0	0.3.0
15.5.2008			C1-081557			0.2.0	0.3.0
15.5.2008			C1-081558			0.2.0	0.3.0
15.5.2008			C1-081791			0.2.0	0.3.0
15.5.2008			C1-082015			0.2.0	0.3.0
03.07.2008			C1-082307			0.3.0	0.4.0
03.07.2008			C1-082780			0.3.0	0.4.0
05.08.2008					Stylesheet fixed	0.4.0	0.4.1
22.08.2008			C1-082950			0.4.1	0.5.0
22.08.2008			C1-083228			0.4.1	0.5.0
22.08.2008			C1-083414			0.4.1	0.5.0
25.08.2008					MCC fix ToC	0.5.0	0.5.1
03.09.2008					Creation of version 1.0.0 for presentation to CT-41 for information.	0.5.1	1.0.0
15.10.2008			C1-084090			1.0.0	1.1.0
15.10.2008			C1-084243			1.0.0	1.1.0
15.10.2008			C1-084244			1.0.0	1.1.0
15.10.2008			C1-084245			1.0.0	1.1.0
15.10.2008			C1-084246			1.0.0	1.1.0
15.10.2008			C1-084247			1.0.0	1.1.0
15.10.2008			C1-084248			1.0.0	1.1.0
19.11.2008			C1-085020		Editorial corrections	1.1.0	1.2.0
19.11.2008			C1-085080		Correction of signalling flow	1.1.0	1.2.0
19.11.2008			C1-084737		Pseudo-CR on minor 24.615 cleanup	1.1.0	1.2.0
19.11.2008			C1-085268		Fixed the flows	1.1.0	1.2.0
19.11.2008			C1-085440		Alignment with 29.292	1.1.0	1.2.0
19.11.2008			C1-085476		Interaction between SIP and Ut based service configuration	1.1.0	1.2.0
26.11.2008					Creation of version 2.0.0 for presentation to CT-42 for approval	1.2.0	2.0.0
08-12-2008	CT#42				Creation of version 8.0.0 after approval in CT-42	2.0.0	8.0.0
20-01-2009					Adds missing Foreword clause	8.0.0	8.0.1
03-2009	CT#43	CP-090121	0001		Correction of URN-value for Service Identifiers	8.0.1	8.1.0
03-2009	CT#43	CP-090139	0002	1	Clean-up of specification, fixing minor errors	8.0.1	8.1.0
03-2009	CT#43	CP-090100	0003	3	Definition of XML schema for CW	8.0.1	8.1.0
03-2009	CT#43	CP-090139	0006	1	Adding of notification to caller	8.0.1	8.1.0
03-2009	CT#43	CP-090139	0007	3	Inclusion of Reason header field cause 19 in 480 response after CW timer expiry	8.0.1	8.1.0
06-2009	CT#44	CP-090409	0009	2	Correction and reservation of namespace	8.1.0	8.2.0
06-2009	CT#44	CP-090409	0011	1	Correction of XML	8.1.0	8.2.0
06-2009	CT#44	CP-090409	0012		Correction of allowable value for Content-Type header field	8.1.0	8.2.0
06-2009	CT#44	CP-090409	0014	1	Clean-up CW XML Schema	8.1.0	8.2.0
06-2009	CT#44	CP-090409	0015	2	MIME parameter removal	8.1.0	8.2.0
12-2009	CT#46				Upgrade to Rel-9	8.2.0	9.0.0
03-2010	CT#47	CP-100116	0017	2	Reference Update	9.0.0	9.1.0
06-2010	CT#48	CP-100355	0020	1	Sending of time-to expiry for Communication	9.1.0	9.2.0
12-2010	CT#50	CP-100732	0026	2	Correcting procedures for Call Waiting	9.2.0	9.3.0

03-2011	CT#51	CP-110166	0029	2	New Reference for Alert-URN	9.3.0	9.4.0
12-2011	CT#54	CP-110850	0033	2	Reference update: Reason header in SIP responses	9.4.0	9.5.0
06-2012	CT#56	CP-120284	0036	1	Reference update: draft-salud-alert-info-urns	9.5.0	9.6.0
03-2013	CT#59	CP-130094	0044	2	Correcting IANA Registration template for application/vnd.3gpp.cw+xml	9.6.0	9.7.0
12-2013	CT#62	CP-130720	0048		Reference Update: draft-ietf-salud-alert-info-urns	9.7.0	9.8.0

History

Document history		
V9.0.0	January 2010	Publication
V9.1.0	April 2010	Publication
V9.2.0	June 2010	Publication
V9.3.0	January 2011	Publication
V9.4.0	April 2011	Publication
V9.5.0	January 2012	Publication
V9.6.0	July 2012	Publication
V9.7.0	April 2013	Publication
V9.8.0	January 2014	Publication