



**LTE;  
Mission Critical Video (MCVideo) media plane control;  
Protocol specification  
(3GPP TS 24.581 version 14.7.0 Release 14)**



---

ReferenceRTS/TSGC-0124581ve70

---

Keywords

---

LTE

**ETSI**

650 Route des Lucioles  
F-06921 Sophia Antipolis Cedex - FRANCE

---

Tel.: +33 4 92 94 42 00 Fax: +33 4 93 65 47 16

Siret N° 348 623 562 00017 - NAF 742 C  
Association à but non lucratif enregistrée à la  
Sous-Préfecture de Grasse (06) N° 7803/88

---

**Important notice**

---

The present document can be downloaded from:

<http://www.etsi.org/standards-search>

The present document may be made available in electronic versions and/or in print. The content of any electronic and/or print versions of the present document shall not be modified without the prior written authorization of ETSI. In case of any existing or perceived difference in contents between such versions and/or in print, the prevailing version of an ETSI deliverable is the one made publicly available in PDF format at [www.etsi.org/deliver](http://www.etsi.org/deliver).

Users of the present document should be aware that the document may be subject to revision or change of status.

Information on the current status of this and other ETSI documents is available at

<https://portal.etsi.org/TB/ETSIDeliverableStatus.aspx>

If you find errors in the present document, please send your comment to one of the following services:

<https://portal.etsi.org/People/CommiteeSupportStaff.aspx>

---

**Copyright Notification**

---

No part may be reproduced or utilized in any form or by any means, electronic or mechanical, including photocopying and microfilm except as authorized by written permission of ETSI.

The content of the PDF version shall not be modified without the written authorization of ETSI.

The copyright and the foregoing restriction extend to reproduction in all media.

© ETSI 2020.

All rights reserved.

**DECT™**, **PLUGTESTS™**, **UMTS™** and the ETSI logo are trademarks of ETSI registered for the benefit of its Members.

**3GPP™** and **LTE™** are trademarks of ETSI registered for the benefit of its Members and of the 3GPP Organizational Partners.

**oneM2M™** logo is a trademark of ETSI registered for the benefit of its Members and of the oneM2M Partners.

**GSM®** and the GSM logo are trademarks registered and owned by the GSM Association.

---

# Intellectual Property Rights

## Essential patents

IPRs essential or potentially essential to normative deliverables may have been declared to ETSI. The information pertaining to these essential IPRs, if any, is publicly available for **ETSI members and non-members**, and can be found in ETSI SR 000 314: *"Intellectual Property Rights (IPRs); Essential, or potentially Essential, IPRs notified to ETSI in respect of ETSI standards"*, which is available from the ETSI Secretariat. Latest updates are available on the ETSI Web server (<https://ipr.etsi.org/>).

Pursuant to the ETSI IPR Policy, no investigation, including IPR searches, has been carried out by ETSI. No guarantee can be given as to the existence of other IPRs not referenced in ETSI SR 000 314 (or the updates on the ETSI Web server) which are, or may be, or may become, essential to the present document.

## Trademarks

The present document may include trademarks and/or tradenames which are asserted and/or registered by their owners. ETSI claims no ownership of these except for any which are indicated as being the property of ETSI, and conveys no right to use or reproduce any trademark and/or tradename. Mention of those trademarks in the present document does not constitute an endorsement by ETSI of products, services or organizations associated with those trademarks.

---

# Legal Notice

This Technical Specification (TS) has been produced by ETSI 3rd Generation Partnership Project (3GPP).

The present document may refer to technical specifications or reports using their 3GPP identities. These shall be interpreted as being references to the corresponding ETSI deliverables.

The cross reference between 3GPP and ETSI identities can be found under <http://webapp.etsi.org/key/queryform.asp>.

---

# Modal verbs terminology

In the present document "**shall**", "**shall not**", "**should**", "**should not**", "**may**", "**need not**", "**will**", "**will not**", "**can**" and "**cannot**" are to be interpreted as described in clause 3.2 of the [ETSI Drafting Rules](#) (Verbal forms for the expression of provisions).

"**must**" and "**must not**" are **NOT** allowed in ETSI deliverables except when used in direct citation.

# Contents

Intellectual Property Rights .....	2
Legal Notice .....	2
Modal verbs terminology.....	2
Foreword.....	12
1 Scope .....	13
2 References .....	13
3 Definitions, symbols and abbreviations .....	13
3.1 Definitions .....	13
3.2 Symbols.....	14
3.3 Abbreviations .....	14
4 General .....	15
4.1 MCVideo media plane overview.....	15
4.1.1 Transmission Control.....	15
4.1.1.1 General .....	15
4.1.1.2 On-network transmission and reception control.....	15
4.1.1.3 Off-network transmission control .....	17
4.1.1.4 Determine on-network effective priority.....	17
4.1.1.5 Determine off-network effective priority .....	18
4.2 Internal structure of media plane control entities .....	18
4.2.1 Controlling MCVideo function.....	18
4.2.2 MCVideo client .....	20
4.2.3 Participating MCVideo function.....	21
4.2.3.1 General .....	21
4.2.3.2 Internal structure of the participating MCVideo function.....	21
4.2.3.3 The roles of the participating MCVideo function .....	22
4.2.3.3.1 For the transmission control procedures.....	22
4.3 The media plane control channel.....	22
4.3.1 General.....	22
4.3.2 Control channel realization .....	22
4.3.3 Establishing a media plane control channel .....	22
4.3.3.1 General .....	22
5 Functional entities .....	23
5.1 General .....	23
5.2 MCVideo client .....	23
5.2.1 Introduction.....	23
5.2.2 Transmission participant in on-network mode.....	24
5.2.3 Transmission participant in off-network mode .....	24
5.3 Controlling MCVideo function .....	24
5.4 Participating MCVideo function .....	24
6 On-network transmission control .....	25
6.1 General .....	25
6.2 Transmission participant procedures .....	25
6.2.1 Transmission participant procedures at MCVideo session initialization .....	25
6.2.2 Transmission participant procedures at MCVideo call release .....	25
6.2.3 Transmission participant procedures at MCVideo call modification.....	26
6.2.4 Transmission participant state transition diagram for basic transmission control operation .....	26
6.2.4.1 General .....	26
6.2.4.2 State: 'Start-stop'.....	27
6.2.4.2.1 General .....	27
6.2.4.2.2 MCVideo call initiated, originating MCVideo user .....	27
6.2.4.2.3 MCVideo call established, terminating MCVideo user .....	27
6.2.4.3 State: 'U: has no permission to transmit' .....	28

6.2.4.3.1	General .....	28
6.2.4.3.2	Send Transmission Request message (Click Transmission send button) .....	28
6.2.4.3.3	Receive Transmission Granted message (R: Transmission Granted) .....	28
6.2.4.3.4	Receive Media reception notification message (R: Media reception notification) .....	28
6.2.4.4	State: 'U: pending request to transmit' .....	28
6.2.4.4.1	General .....	28
6.2.4.4.2	Receive Transmission rejected message (R: Transmission rejected) .....	29
6.2.4.4.3	Timer T100 (Transmission request) expired .....	29
6.2.4.4.4	Timer T100 (Transmission Request) expired N times .....	29
6.2.4.4.5	Receive Queue Position Info message (R: Queue Position Info) .....	29
6.2.4.4.6	Receive Transmission Granted message (R: Transmission Granted) .....	30
6.2.4.4.7	Send Transmission end request message (Click Transmission end button) .....	30
6.2.4.5	State: 'U: has permission to transmit' .....	30
6.2.4.5.1	General .....	30
6.2.4.5.2	Send RTP media packets (S: RTP media) .....	30
6.2.4.5.3	Send Transmission end request message (Click Transmission end button) .....	31
6.2.4.5.4	Void .....	31
6.2.4.5.5	Receive Transmission Revoked message (R: Transmission Revoked) .....	31
6.2.4.5.6	Receive Media reception notification message (R: Media Reception notification) .....	31
6.2.4.5.7	Receive Transmission End Rquest message (R: Transmission End Request) .....	31
6.2.4.6	State: 'U: pending end of transmission' .....	32
6.2.4.6.1	General .....	32
6.2.4.6.2	Timer T101 (Transmission End Request) expired .....	32
6.2.4.6.3	Timer T101 (Transmission End Request) expired N times .....	32
6.2.4.6.4	Receive Transmission End Response message (R: Transmission end response) .....	32
6.2.4.6.5	Void .....	33
6.2.4.7	In any state .....	33
6.2.4.7.1	General .....	33
6.2.4.7.2	Receive MCVideo call release – step 1 (R: MCVideo call release - 1) .....	33
6.2.4.8	State: 'Call releasing' .....	33
6.2.4.8.1	General .....	33
6.2.4.8.2	Receive MCVideo call release – step 2 (R: MCVideo call release - 2) .....	33
6.2.4.9	State: 'U: queued transmission' .....	33
6.2.4.9.1	General .....	33
6.2.4.9.2	Receive Queue Position Info message (R: Queue Position Info) .....	33
6.2.4.9.3	Send Queue Position Request message (S: Queue Position Request) .....	34
6.2.4.9.4	Send Transmission end request message (Click Transmission end button) .....	34
6.2.4.9.5	void .....	34
6.2.4.9.6	Receive Transmission cancel request notify message (R: Transmission Cancel Request Notify) .....	34
6.2.4.9.7	Timer T102 (Transmission Queue Position Request) expired .....	34
6.2.4.9.8	Timer T102 (Transmission Queue Position Request) expired N times .....	35
6.2.4.9.9	Receive Transmission Granted message (R: Transmission Granted) .....	35
6.2.5	Transmission participant state transition diagram for reception control operation .....	35
6.2.5.1	General .....	35
6.2.5.2	State: 'Start-stop' .....	37
6.2.5.2.1	General .....	37
6.2.5.2.2	MCVideo call established, terminating MCVideo user .....	37
6.2.5.2.3	MCVideo call initiated, originating MCVideo user .....	38
6.2.5.3	State: 'U: reception controller' .....	38
6.2.5.3.1	General .....	38
6.2.5.3.2	Receive Media transmission notification message (R: Media Transmission Notification) .....	38
6.2.5.3.3	Send Receive Media Request message (Click video receive button) .....	38
6.2.5.3.4	Receive Transmission end notify message (R: Transmission end notify) .....	39
6.2.5.3.5	Receive MCVideo call release – step 1 (R: MCVideo call release - 1) .....	39
6.2.5.4	State: 'U: pending request to receive' .....	39
6.2.5.4.1	General .....	39
6.2.5.4.2	Reception of Receive media response (rejected) message (R: RM response (rejected)) .....	39
6.2.5.4.3	Timer T103 (Receive media request) expired .....	40
6.2.5.4.4	Timer T103 (Receive Media Request) expired N times .....	40
6.2.5.4.5	Reception of Receive media response (granted) message (R: RM response (granted)) .....	40
6.2.5.4.6	Media reception request cancel (Click video reception end button) .....	40

6.2.5.5	State: 'U: has permission to receive' .....	41
6.2.5.5.1	General .....	41
6.2.5.5.2	Receive RTP media packets (R: RTP media) .....	41
6.2.5.5.3	Media reception end request message (Click video reception end button) .....	41
6.2.5.5.4	Receive Media reception override notify message (R: Media Rx override notify) .....	41
6.2.5.5.5	Receive Media reception end request message (R: MRE request) .....	41
6.2.5.5.6	Void .....	42
6.2.5.6	State: 'U: pending reception release' .....	42
6.2.5.6.1	General .....	42
6.2.5.6.2	Timer T104 (Receive Media Release) expired .....	42
6.2.5.6.3	Timer T104 (Receive media release) expired N times .....	42
6.2.5.6.4	Receive Media Reception End Response message (R: MRE response) .....	42
6.2.5.6.5	Void .....	43
6.2.5.7	Void .....	43
6.2.5.7.1	Void .....	43
6.2.5.7.2	Void .....	43
6.2.5.7.3	Void .....	43
6.2.5.8	State: 'U: terminated' .....	43
6.2.5.8.1	General .....	43
6.2.5.9	State: 'Call releasing' .....	43
6.2.5.9.1	General .....	43
6.2.5.9.2	Receive MCVideo call release – step 2 (R: MCVideo call release - 2) .....	43
6.3	Transmission control server procedures .....	44
6.3.1	General .....	44
6.3.2	Controlling MCVideo function procedures at MCVideo call initialization .....	44
6.3.2.1	General .....	44
6.3.2.2	Initial procedures .....	44
6.3.3	MCVideo transmission control procedures at MCVideo call release .....	45
6.3.4	Transmission control server state transition diagram for general transmission control operation .....	45
6.3.4.1	General .....	45
6.3.4.2	State: 'Start-stop' .....	47
6.3.4.2.1	General .....	47
6.3.4.2.2	MCVideo call initialization .....	47
6.3.4.3	State: 'G: Transmit Idle' .....	47
6.3.4.3.1	General .....	47
6.3.4.3.2	Enter the 'G: Transmit Idle' state .....	47
6.3.4.3.3	Receive Transmission Media Request message (R: Transmission Media Request) .....	48
6.3.4.3.4	Timer T2 (Transmit Idle) expired .....	48
6.3.4.3.5	Timer T1 (Inactivity) expired .....	49
6.3.4.3.6	Receive an implicit Transmission request (R: Implicit Transmission request) .....	49
6.3.4.4	State: 'G: Transmit Taken' .....	49
6.3.4.4.1	General .....	49
6.3.4.4.2	Enter the 'G: Transmit Taken' state .....	49
6.3.4.4.5	Receive RTP media packets (R: RTP media) .....	50
6.3.4.4.6	Receive Transmission End Request message (R: Transmission End Request) .....	50
6.3.4.4.7A	Receive Transmission Media Request message without pre-emptive priority (R: Transmission Media Request) .....	51
6.3.4.4.7	Receive Transmission Media Request message with pre-emptive priority (R: pre-emptive Transmission Media Request) .....	51
6.3.4.4.8	Receive Transmission request message from permitted transmission participant (R: Transmission Media Request) .....	52
6.3.4.4.9	Timer T4 (Transmission Grant) expired .....	52
6.3.4.4.10	Timer T4 (Transmission Grant) expired N times .....	52
6.3.4.4.11	Permitted MCVideo client release (R: client release) .....	52
6.3.4.4.12	Receive an implicit Transmission request (R: Implicit Transmission request) .....	52
6.3.4.4.13	Send Transmission End Request message (S: Transmission End Request) .....	53
6.3.4.5	State: 'G: pending Transmission Revoke' .....	53
6.3.4.5.1	General .....	53
6.3.4.5.2	Enter the 'G: pending Transmission Revoke' state .....	53
6.3.4.5.3	Receive RTP media packets (R: RTP media) .....	54
6.3.4.5.4	Receive Transmission End Request message (R: Transmission End Request) .....	54
6.3.4.5.5	Void .....	54

6.3.4.5.6	Void .....	54
6.3.4.5.7	Receive Transmission End Response message (R: Transmission End Response) .....	54
6.3.4.6	In any state .....	55
6.3.4.6.1	General .....	55
6.3.4.6.2	Receive MCVideo call release - 1 .....	55
6.3.4.7	State: 'Releasing' .....	55
6.3.4.7.1	General .....	55
6.3.4.7.2	Receive MCVideo call release - 2 .....	55
6.3.5	Transmission control server state transition diagram for basic transmission control operation towards the transmission participant .....	55
6.3.5.1	General .....	55
6.3.5.2	State: 'Start-stop' .....	57
6.3.5.2.1	General .....	57
6.3.5.2.2	SIP Session initiated .....	57
6.3.5.3	State: 'U: not permitted and Transmit Idle' .....	60
6.3.5.3.1	General .....	60
6.3.5.3.2	Enter state 'U: not permitted and Transmit Idle' .....	60
6.3.5.3.3	Send Media Transmission Notify message (S: Media Transmission Notify) .....	61
6.3.5.3.4	Receive Transmission Media Request message (R: Transmission Media Request) .....	61
6.3.5.3.5	Send Transmission Grant message (S: Transmission Grant) .....	61
6.3.5.3.6	Send Transmission Reject message (S: Transmission Reject) .....	62
6.3.5.3.7	Receive Transmission End Request message (R: Transmission End Request) .....	62
6.3.5.3.8	Receive RTP media packets (R: media) .....	62
6.3.5.3.9	Receive an implicit Transmission request (R: Implicit Transmission request) .....	63
6.3.5.3.10	Send Transmission Idle message (S: Transmit Idle) .....	63
6.3.5.4	State 'U: not permitted and transmit taken' .....	63
6.3.5.4.1	General .....	63
6.3.5.4.2	Enter state 'U: not permitted and Transmit Taken' .....	63
6.3.5.4.3	Send Transmission Idle message (S: Transmit Idle) .....	64
6.3.5.4.4	Receive Transmission Media Request message (R: Transmission Media Request) .....	64
6.3.5.4.5	Receive Transmission End Request message (R: Transmission End Request) .....	67
6.3.5.4.6	Receive RTP media packets (R: media) .....	69
6.3.5.4.7	Send Transmission Queue Position Info message (R: Transmission Queue Position Request) .....	69
6.3.5.4.8	Receive an implicit Transmission request (R: Implicit Transmission request) .....	69
6.3.5.4.9	Send Transmission Grant message (S: Transmission Grant) .....	69
6.3.5.4.10	Send Media Transmission Notify message (S: Media Transmission Notify) .....	70
6.3.5.5	State: 'U: permitted' .....	70
6.3.5.5.1	General .....	70
6.3.5.5.2	Enter state 'U: permitted' .....	70
6.3.5.5.3	Receive Transmission End Request message (R: Transmission End Request) .....	70
6.3.5.5.3a	Send Transmission End Response message (S: Transmission End Response) .....	71
6.3.5.5.4	Send Transmission Idle message (S: Transmit Idle) .....	71
6.3.5.5.5	Send Transmission Revoke message (S: Transmission Revoke) .....	71
6.3.5.5.6	Receive RTP media packets (R: media) .....	71
6.3.5.5.7	Receive Transmission Media Request message (R: Transmission Media Request) .....	71
6.3.5.5.8	Send RTP Media (S: media) .....	71
6.3.5.5.9	Send Media Transmission Notify message (S: Media Transmission Notify) .....	71
6.3.5.5.10	Send Transmission End Request message (S: Transmission End Request) .....	72
6.3.5.6	State: 'U: pending Transmit Revoke' .....	72
6.3.5.6.1	General .....	72
6.3.5.6.2	Enter state 'U pending Transmit Revoke' .....	72
6.3.5.6.3	Timer T3 (Transmission Revoke) expired .....	72
6.3.5.6.4	Receive RTP media packets (R: media) .....	72
6.3.5.6.5	Send Transmission End Request message (S: Transmission End Request) .....	73
6.3.5.6.5a	Receive Transmission End Response message (R: Transmission End Response) .....	73
6.3.5.6.6	Send Transmission Idle message (S: Transmit Idle) .....	73
6.3.5.6.7	Send Media Transmission Notify message (S: Media Transmission Notify) .....	73
6.3.5.6.8	Receive Transmission End Response message (R: Transmission End Response) .....	74
6.3.5.7	State 'U: not permitted but sends media' .....	74
6.3.5.7.1	General .....	74
6.3.5.7.2	Enter state 'U: not permitted but sends media' .....	74
6.3.5.7.3	Timer T3 (Transmission Revoke) expired .....	74

6.3.5.7.4	Receive Transmission End Request message (R: Transmission End Request) .....	75
6.3.5.8	In any state .....	75
6.3.5.8.1	General .....	75
6.3.5.8.2	Receive MCVideo call release – 1 .....	76
6.3.5.9	State: 'Releasing' .....	76
6.3.5.9.1	General .....	76
6.3.5.9.2	Receive MCVideo call release - 2 .....	76
6.3.6	Transmission control server state transition for general reception control .....	76
6.3.6.1	General .....	76
6.3.6.2	State: 'Start-stop' .....	77
6.3.6.2.1	General .....	77
6.3.6.2.2	MCVideo call initialization .....	77
6.3.6.3	State: 'Gr: Reception Idle' .....	78
6.3.6.3.1	General .....	78
6.3.6.3.2	Enter the 'Gr: Reception Idle' state .....	78
6.3.6.3.3	Receive Media Transmission Notify message (R: Media Transmission Notify) .....	78
6.3.6.3.4	Void .....	78
6.3.6.3.5	Timer T5 (Reception Inactivity) expired .....	78
6.3.6.3.6	Reception of Receive Media Request message (R: Receive Media Request) .....	79
6.3.6.3.7	Receive RTP media (R: RTP media) .....	79
6.3.6.3.8	Receive Transmission End Notify message (R: Transmission End Notify) .....	80
6.3.6.3.9	Timer T11(Stream Reception Idle) expired .....	80
6.3.6.4	State: 'Gr: Reception accepted' .....	80
6.3.6.4.1	General .....	80
6.3.6.4.2	Enter the 'Gr: Reception Accepted' state .....	80
6.3.6.4.3	Reception of Receive Media Request message (R: Receive Media Request) .....	80
6.3.6.4.4	Reception of Receive Media End Request message (R: Receive Media End Request) .....	81
6.3.6.4.5	Reception of Receive Media End Response message (R: Receive Media End Response) .....	81
6.3.6.4.6	Void .....	82
6.3.6.4.7	Receive RTP media (R: RTP media) .....	82
6.3.6.4.8	Timer T6 (Reception Granted) expires .....	82
6.3.6.4.9	Timer T6 (Reception Granted) expired N times .....	82
6.3.6.4.10	Receive Media Transmission Notify message (R: Media Transmission Notify) .....	82
6.3.6.4.11	Receive Transmission End Notify message (R: Transmission End Notify) .....	82
6.3.6.4.12	Timer T11(Stream Reception Idle) expired .....	83
6.3.6.5	State: 'Gr: Any state' .....	83
6.3.6.5.1	General .....	83
6.3.6.5.2	Receive MCVideo call release - 1 .....	83
6.3.6.6	State: 'Gr: Releasing' .....	83
6.3.6.6.1	General .....	83
6.3.6.6.2	Receive MCVideo call release - 2 .....	83
6.3.7	Transmission control server state transition for basic reception control operations towards the transmission participant .....	84
6.3.7.1	General .....	84
6.3.7.2	State: 'Start-stop' .....	86
6.3.7.2.1	General .....	86
6.3.7.2.2	SIP Session initiated .....	86
6.3.7.3	State: 'U: not permitted to receive' .....	87
6.3.7.3.1	General .....	87
6.3.7.3.2	Enter state 'U: not permitted to receive' .....	87
6.3.7.3.3	Send Media Transmission Notification message (S: Media Transmission Notification) .....	87
6.3.7.3.4	Reception of Receive Media Request message (R: Receive Media Request) .....	87
6.3.7.3.5	Receive Media Reception End Response message (R: Media Reception End Resonse) .....	88
6.3.7.3.6	Send Receive Media Response (Granted) message (S: Receive Media Response (Granted)) .....	88
6.3.7.4	State: 'U: permitted to receive' .....	88
6.3.7.4.1	General .....	88
6.3.7.4.2	Enter state 'U: permitted to receive' .....	88
6.3.7.4.3	Send RTP media packets (S: RTP media) .....	88
6.3.7.4.4	Receive Media Reception End Request message (R: Media Reception End Request) .....	89
6.3.7.4.5	Send Media Transmission Notification message (S: Media Transmission Notification) .....	89
6.3.7.4.6	Send Media Reception Override Notify message (S: Media Reception Override Notify) .....	89
6.3.7.4.7	Send Transmission End Notify message (S: Transmission End Notify) .....	89



6.3.7.4.8	Send Media Reception End Request message (S: Media Reception End Request).....	89
6.3.7.4.9	Send Media Reception End Response message (S: Media Reception End Response).....	89
6.4	Participating MCVideo function transmission control procedures.....	90
6.4.1	General.....	90
6.4.2	Receive transmission control messages .....	90
6.4.3	Receive RTP media packets (R: RTP Media).....	91
6.4.4	Release of session .....	91
7	Off-network MCVideo service media plane procedures.....	91
7.1	General .....	91
7.2	Transmission participant procedures for single arbitrator approach.....	92
7.2.1	Transmission participant procedures at MCVideo session initialisation .....	92
7.2.1.2	Determine off-network transmission priority .....	92
7.2.2	Transmission participant procedures at MCVideo call release .....	94
7.2.3	Transmission participant state diagram – basic operation .....	94
7.2.3.1	General .....	94
7.2.3.2	State: 'Start-stop' .....	95
7.2.3.2.1	General .....	95
7.2.3.2.2	MCVideo call established – originating MCVideo user.....	96
7.2.3.2.3	MCVideo group call established – terminating MCVideo user.....	96
7.2.3.2.4	MCVideo private call established – terminating MCVideo user.....	96
7.2.3.2.5	Send Transmission Request message (click video transmission send button).....	96
7.2.3.2.6	Receive Transmission Arbitration Taken message (R: Transmission Arbitration Taken) .....	97
7.2.3.2.7	Receive Transmission Granted message (R: Transmission Granted to other).....	97
7.2.3.2.8	Receive RTP media (R: RTP media).....	97
7.2.3.2.9	MCVideo broadcast call established – terminating MCVideo user.....	97
7.2.3.3	State: 'O: silence' .....	97
7.2.3.3.1	General .....	97
7.2.3.3.2	Send Transmission Request message (click video transmission send button).....	98
7.2.3.3.3	Receive RTP media (R: RTP media).....	98
7.2.3.3.4	Receive Transmission Granted message (R: Transmission Granted to other).....	98
7.2.3.3.5	Receive Transmission Request message (R: Transmission Request) .....	98
7.2.3.3.6	Receive Transmission Arbitration Taken message (R: Transmission Arbitration Taken) .....	99
7.2.3.3.7	Timer T230 (Inactivity) expired.....	99
7.2.3.4	State: 'O: has no permission' .....	99
7.2.3.4.1	General .....	99
7.2.3.4.2	Sending Transmission Request message (click video transmission send button).....	99
7.2.3.4.3	Receive Transmission Release message (R: Transmission Release).....	100
7.2.3.4.4	Receive Transmission Arbitration Release message (R: Transmission Arbitration Release).....	100
7.2.3.4.5	Timer T203 (End of RTP media) expired.....	100
7.2.3.4.6	Receive Transmission Granted message (R: Transmission Granted to other).....	100
7.2.3.4.7	Receive RTP media (R: RTP media).....	101
7.2.3.4.8	Receive Transmission Arbitration Taken message (R: Transmission Arbitration Taken) .....	101
7.2.3.4.9	Receive Transmission Revoked message (R: Transmission Revoked) .....	101
7.2.3.5	State: 'O: transmission arbitration' .....	102
7.2.3.5.1	General .....	102
7.2.3.5.2	Send RTP Media packets (S: RTP Media) .....	102
7.2.3.5.3	Receive Transmission Release message (R: Transmission Release).....	102
7.2.3.5.4	Receive Transmission Request message (R: Transmission Request) .....	102
7.2.3.5.5	Send Transmission Arbitration Release message (click video transmission end button with empty transmitter list).....	103
7.2.3.5.6	Send Transmission Arbitration Release message (click video transmission end button with non-empty transmitter list) .....	103
7.2.3.5.7	Receive Transmission Request message with pre-emption indication and revoking self (R: Transmission Request with pre-emption) .....	103
7.2.3.5.8	Receive Transmission Request message with pre-emption indication and revoking a transmitter (R: Transmission Request with pre-emption).....	104
7.2.3.5.9	Transmission time limit warning (Timer T206 expires).....	105
7.2.3.5.10	Transmission time limit reached with transmitter(s) in transmitter list (Timer T207 expires with transmitter(s)) .....	105
7.2.3.5.11	Transmission time limit reached with no transmitter in transmitter list (Timer T207 expires with no transmitter) .....	105

7.2.3.5.12	Receive RTP media (R: RTP media).....	105
7.2.3.5.13	Timer T205 (Transmission Granted) expired (timer T205 expired).....	106
7.2.3.5.14	Timer T205 (Transmission Granted) expired N times (Timer T205 expired N times).....	106
7.2.3.5.15	Timer T203 (End of RTP media) expired.....	106
7.2.3.6	State: 'O: has permission' .....	107
7.2.3.6.1	General .....	107
7.2.3.6.2	Send RTP Media packets (S: RTP Media) .....	107
7.2.3.6.3	Receive Transmission Release message (R: Transmission Release).....	107
7.2.3.6.4	Send Transmission Release message (click video transmission end button).....	107
7.2.3.6.5	Receive RTP media (R: RTP media).....	107
7.2.3.6.6	Transmission time limit warning (Timer T206 expires).....	108
7.2.3.6.7	Transmission time limit (Timer T207 expires).....	108
7.2.3.6.8	Timer T203 (End of RTP media) expired.....	108
7.2.3.6.9	Receive Transmission Granted message (R: Transmission Granted to other).....	108
7.2.3.6.10	Receive Transmission Arbitration Taken message (R: Transmission Arbitration Taken) .....	108
7.2.3.6.11	Receive Transmission Arbitration Release message with next arbitrator to me (R: Transmission Arbitration Release with next arbitrator to me).....	109
7.2.3.6.12	Receive Transmission Revoked message (R: Transmission Revoked) .....	109
7.2.3.6.13	Receive Transmission Arbitration Release message with next arbitrator to other (R: Transmission Arbitration Release with next arbitrator to other) .....	109
7.2.3.7	State: 'O: pending request' .....	109
7.2.3.7.1	General .....	109
7.2.3.7.2	Receive RTP media (R: RTP media).....	110
7.2.3.7.3	Receive Transmission Rejected message (R: Transmission Rejected).....	110
7.2.3.7.4	Send Transmission Release message (click video transmission end button with no transmitter) .....	110
7.2.3.7.5	Send Transmission Release message (click video transmission end button with transmitter) .....	111
7.2.3.7.6	Send Transmission Arbitration Taken message (Timer T201 expired N times).....	111
7.2.3.7.7	Receive Transmission Granted message (R: Transmission Granted to me) .....	111
7.2.3.7.8	Receive Transmission Granted message with next arbitrator (R: Transmission Granted with next arbitrator to me) .....	112
7.2.3.7.9	Receive Transmission Granted message (R: Transmission Granted to other).....	112
7.2.3.7.10	Timer T201 (Transmission Request) expired (Timer T201 expired).....	112
7.2.3.7.11	Receive Transmission Request message (R: Transmission request) .....	112
7.2.3.7.12	Receive Transmission Arbitration Taken message (R: Transmission Arbitration Taken) .....	113
7.2.3.7.13	Receive Transmission Release message (R: Transmission Release).....	113
7.2.3.7.14	Receive Transmission Revoked message (R: Transmission Revoked) .....	113
7.2.3.8	State: 'O: pending delegated' .....	113
7.2.3.8.1	General .....	113
7.2.3.8.2	Receive RTP media (R: RTP Media) .....	113
7.2.3.8.3	Timer T205 (Transmission Granted) expired (timer T205 expired).....	114
7.2.3.8.4	Timer T205 (Transmission Granted) expired N times with transmitter(s) in the transmitter list (Timer T205 expired N times and transmitter in transmitter list).....	114
7.2.3.8.5	Timer T205 (Transmission Granted) expired N times with no transmitter in the transmitter list (Timer T205 expired N times and no transmitter in transmitter list) .....	115
7.2.3.8.6	Click Video transmission send button .....	115
7.2.3.8.7	Receive Transmission Release message (R: Transmission Release).....	115
7.2.3.8.8	Receive Transmission Request message (R: Transmission Request) .....	115
7.2.3.8.9	Receive Transmission Arbitration Taken message (R: Transmission Arbitration Taken) .....	115
7.2.3.8.10	Timer T208 (Transmission Arbitration Release) expired (timer T208 expired).....	116
7.2.3.8.11	Timer T208 (Transmission Arbitration Release) expired N times with transmitter(s) in the transmitter list (Timer T208 expired N times and transmitter in transmitter list).....	116
7.2.3.8.12	Timer T208 (Transmission Arbitration Release) expired N times with no transmitter in the transmitter list (Timer T208 expired N times and no transmitter in transmitter list).....	117
7.2.3.9	In any state .....	117
7.2.3.9.1	General .....	117
7.2.3.9.2	Receive MCVideo call release (R: MCVideo call release) .....	117
8	Communication release media plane procedures .....	117
9	Coding .....	117
9.1	Introduction .....	117

9.1.1	General.....	117
9.1.2	RTCP: APP message format.....	118
9.1.3	Application specific data field .....	119
9.1.4	Handling of unknown messages and fields.....	119
9.2	Transmission control .....	120
9.2.1	Introduction.....	120
9.2.2	Transmission control messages.....	120
9.2.2.1	General .....	120
9.2.3	Transmission control specific fields .....	121
9.2.3.1	Introduction.....	121
9.2.3.2	Transmission Priority field.....	122
9.2.3.3	Duration field .....	123
9.2.3.4	Reject Cause field .....	123
9.2.3.5	Queue Info field .....	124
9.2.3.6	Granted Party's Identity field .....	124
9.2.3.7	Permission to Request the Transmission field .....	124
9.2.3.8	User ID field.....	125
9.2.3.9	Message Sequence Number field .....	125
9.2.3.10	Message Type field .....	126
9.2.3.11	Transmission Indicator field.....	126
9.2.3.12	Source field .....	127
9.2.3.13	Track Info field .....	127
9.2.3.14	Queued User ID field .....	128
9.2.3.15	Queue Size field .....	129
9.2.3.16	SSRC field.....	129
9.2.3.17	Result .....	129
9.2.3.18	Message Name field .....	130
9.2.3.19	Reception Priority field.....	130
9.2.4	Transmission Request message.....	131
9.2.5	Transmission Granted message.....	131
9.2.6	Transmission Rejected message .....	133
9.2.6.1	General .....	133
9.2.6.2	Rejection cause codes and rejection cause phrase.....	134
9.2.7	Transmission Release message .....	135
9.2.8	Transmission Arbitration Taken message.....	135
9.2.9	Transmission Arbitration Released message .....	137
9.2.10	Transmission Revoked message .....	138
9.2.10.1	General .....	138
9.2.10.2	Transmission revoked cause codes and revoked cause phrases .....	139
9.2.12	Queue Position Info message.....	140
9.2.13	Media transmission notification.....	141
9.2.14	Receive media request .....	142
9.2.15	Receive media response .....	144
9.2.15.1	General .....	144
9.2.6.2	Rejection cause codes and rejection cause phrase.....	145
9.2.16	Media reception notification .....	145
9.2.17	Transmission cancel request .....	146
9.2.18	Transmission cancel response .....	147
9.2.19	Transmission cancel request notify.....	147
9.2.20	Transmission end request.....	148
9.2.21	Transmission end response .....	149
9.2.22	Remote Transmission request .....	150
9.2.23	Remote Transmission response.....	151
9.2.24	Remote Transmission cancel request.....	151
9.2.25	Remote Transmission cancel response .....	152
9.2.26	Media reception end request .....	153
9.2.27	Media reception end response.....	153
9.2.28	Media reception override notification.....	154
9.2.29	Transmission end notify.....	155
9.2.30	Transmission idle.....	156
9.2.31	Transmission control ack .....	157

10	Media plain handling for MBMS .....	158
11	Configurable parameters .....	158
11.1	Timers .....	158
11.1.1	Timers in the on-network transmission participant.....	158
11.1.2	Timers in the off-network transmission participant.....	161
11.1.3	Timers in the transmission control server .....	164
11.2	Counters .....	167
11.2.1	Counters in the on-network transmission participant.....	167
11.2.2	Counters in the off-network transmission participant.....	168
11.2.3	Counters in the controlling MCVideo function .....	168
12	Extensions within the present document .....	169
12.1	Session description types defined within the present document.....	169
12.1.1	General.....	169
12.1.2	SDP "fmtp" attribute for MCVideo .....	170
12.1.2.1	General .....	170
12.1.2.2	Semantics .....	170
12.1.2.3	Syntax .....	171
13	Media plane security .....	171
13.1	General .....	171
13.2	Derivation of SRTP/SRTCP master keys .....	173
13.3	Media plane encryption and decryption .....	173
13.3.1	General.....	173
13.3.2	The participating MCVideo function.....	173
13.3.3	The MCVideo client .....	174
13.3.4	The controlling MCVideo function .....	178
14	SDP offer/ answer procedures.....	179
14.1	General .....	179
14.2	Generating an SDP offer .....	179
14.2.1	General.....	179
14.2.2	"mc_queueing" fmtp attribute .....	179
14.2.3	"mc_priority" fmtp attribute .....	180
14.2.4	"mc_granted" fmtp attribute .....	180
14.2.5	"mc_implicit_request" fmtp attribute.....	180
14.2.6	"mc_reception_priority" fmtp attribute.....	180
14.3	Generating the SDP answer.....	180
14.3.1	General.....	180
14.3.2	"mc_queueing" fmtp attribute.....	180
14.3.3	"mc_priority" fmtp attribute .....	180
14.3.4	"mc_granted" fmtp attribute .....	181
14.3.5	"mc_implicit_request" fmtp attribute.....	181
14.3.6	"mc_reception_priority" fmtp attribute.....	181
14.4	Offerer processing of the SDP answer .....	182
14.5	Modifying the media plane control channel .....	182
14.6	The use of SDP offer / answer procedures in off-network mode .....	182
14.6.1	General.....	182
14.6.2	fmtp attribute "mc_queueing" .....	182
<b>Annex A (informative):</b>	<b>Change history .....</b>	<b>183</b>
History .....		184

---

# Foreword

This Technical Specification has been produced by the 3rd Generation Partnership Project (3GPP).

The contents of the present document are subject to continuing work within the TSG and may change following formal TSG approval. Should the TSG modify the contents of the present document, it will be re-released by the TSG with an identifying change of release date and an increase in version number as follows:

Version x.y.z

where:

- x the first digit:
  - 1 presented to TSG for information;
  - 2 presented to TSG for approval;
  - 3 or greater indicates TSG approved document under change control.
- y the second digit is incremented for all changes of substance, i.e. technical enhancements, corrections, updates, etc.
- z the third digit is incremented when editorial only changes have been incorporated in the document.

---

# 1 Scope

The present document specifies the media plane control and transmission control protocols and interactions with the media needed to support Mission Critical Video (MCVideo) service.

The MCVideo service and its associated media plane control protocols can be used for public safety applications and also for general commercial applications (e.g., utility companies and railways).

The present document is applicable to User Equipment (UE) supporting MCVideo client, and MCVideo server supporting media distribution function and transmission control server.

---

# 2 References

The following documents contain provisions which, through reference in this text, constitute provisions of the present document.

- References are either specific (identified by date of publication, edition number, version number, etc.) or non-specific.
- For a specific reference, subsequent revisions do not apply.
- For a non-specific reference, the latest version applies. In the case of a reference to a 3GPP document (including a GSM document), a non-specific reference implicitly refers to the latest version of that document *in the same Release as the present document*.

- [1] 3GPP TR 21.905: "Vocabulary for 3GPP Specifications".
- [2] 3GPP TS 24.281: "Mission Critical Video (MCVideo) call control; Protocol specification".
- [3] IETF RFC 3550: "RTP: A Transport Protocol for Real-Time Applications".
- [4] IETF RFC 3711: "The Secure Real-time Transport Protocol (SRTP)".
- [5] 3GPP TS 24.481: "Mission Critical Services (MCS) group management Protocol specification".
- [6] 3GPP TS 24.483: "Mission Critical Services (MCS) Management Object (MO)".
- [7] 3GPP TS 24.484: "Mission Critical Services (MCS) configuration management protocol specification".
- [8] 3GPP TS 33.180: "Security of the mission critical service".
- [9] IETF RFC 3830: "MIKEY: Multimedia Internet KEYing".
- [10] IETF RFC 6509: "MIKEY-SAKKE: Sakai-Kashar Key Encryption in Multimedia Internet KEYing (MIKEY)".
- [11] 3GPP TS 23.281: "Functional architecture and information flows to support Mission Critical Video (MCVideo); Stage 2".

---

# 3 Definitions, symbols and abbreviations

## 3.1 Definitions

For the purposes of the present document, the terms and definitions given in 3GPP TR 21.905 [1] and the following apply. A term defined in the present document takes precedence over the definition of the same term, if any, in 3GPP TR 21.905 [1].

**Transmission request queue:** The transmission request queue used by the transmission control server to queue received Transmission Request messages.

**Controlling MCVideo function:** The MCVideo server performing a controlling role.

**Effective priority:** The priority decision determined by the transmission control server based on multiple input parameters like transmission priority, participant type, type of call etc. of the current transmission request and of the current participant to which transmission is granted if any and the local policy.

**Media plane control protocols:** Protocols in the media plane used for transmission control, pre-established session call control and MBMS subchannel control.

**Participating MCVideo function:** The MCVideo server performing a participating role.

For the purposes of the present document, the following terms and definitions given in 3GPP TS 23.281 [5] apply:

**Transmission control**  
**Transmission participant**  
**Transmission control server**  
**Group call**  
**MCVideo call**  
**MCVideo server performing a controlling role**  
**MCVideo server performing a participating role**  
**MCVideo user**  
**Mission critical video**  
**Private call**  
**SIP core**

For the purposes of the present document, the following terms and definitions given in 3GPP TS 33.179 [14] apply:

**Client Server Key (CSK)**  
**Client Server Key Identifier (CSK-ID)**  
**Group Master Key (GMK)**  
**Group Master Key Identifier (GMK-ID)**  
**Private Call Key (PCK)**  
**Private Call Key Identifier (PCK-ID)**  
**Signalling Protection Key (SPK)**  
**Signalling Protection Key Identifier (SPK-ID)**

For the purposes of the present document, the following terms and definitions given in IETF RFC 3711 [16] apply:

**SRTP master key (SRTP-MK)**  
**SRTP master key identifier (SRTP-MKI)**  
**SRTP master salt (SRTP-MS)**

## 3.2 Symbols

## 3.3 Abbreviations

For the purposes of the present document, the abbreviations given in 3GPP TR 21.905 [1] and the following apply. An abbreviation defined in the present document takes precedence over the definition of the same abbreviation, if any, in 3GPP TR 21.905 [1].

AS	Application Server
D2D	Device to Device
DL	Downlink
GCS AS	Group Communication Service Application Server
GMK	Group Management Key
GMS	Group Management Server
GUK-ID	Group User Key Identifier
IP	Internet Protocol
MBMS	Multimedia Broadcast and Multicast Service
MCVideo	Mission Critical Video
MKI	Master Key Identifier
PCK	Private Call Key

PCK-ID	Private Call Identifier
RFC	Request For Comment
RTCP	RTP Control Protocol
RTP	Real-time Transport Protocol
SRTCP	Secure RTCP
SRTP	Secure RTP
SSRC	Synchronization SouRCe
TEK	Traffic-Encrypting Key
TMGI	Temporary Mobile Group Identity
UE	User Equipment

---

## 4 General

### 4.1 MCVideo media plane overview

#### 4.1.1 Transmission Control

##### 4.1.1.1 General

In a video group call after the call is setup, at a given time multiple group members (the allowed maximum simultaneous MCVideo transmitting group members is configured in the group configuration data) are allowed to transmit videos and all other affiliated group members are invited to accept the incoming videos. Each of the other affiliated group members has the option to accept or reject the incoming videos. After accepting the video, the affiliated group member can end the video being received at any time. . The control action for obtaining this mode of operation is known as transmission and reception control. The direct actors of transmission and reception control are the transmission participants and the transmission control server. A transmission participant does the transmission and reception control related actions in the MCVideo client. The transmission control server is the decision maker of the transmission and reception control. In on-network the transmission control server is in the MCVideo server with the controlling role. In off-network no specific transmission control server exists. The current video transmitter plays the role of transmission control server.

Transmission control actions in on-network are described in subclause 4.1.1.2. The differences for off-network transmission control are described in subclause 4.1.1.3.

**NOTE:** End-user actions as operation of the video transmit, video transmission end, video receive and video reception end button illustrates functionality but no end-user actions are mandated by the present document.

##### 4.1.1.2 On-network transmission and reception control

At any point in time a group member can request permission to transmit.

When the allowed maximum simultaneous MCVideo transmitting group members is not reached, a group member can click the video transmission send button, meaning the request for permission to transmit. The transmission participant entity of this user reflects this request to the transmission control server by sending a Transmission Request message. If the transmission control server decides to permit, it informs this permission for this request by sending a Transmission Granted message to the requesting group member. The transmission control server informs the initiation of the transmission to the other group members by sending a Media Reception Notification message. Once the group member receives the permission, a permission indication (permission tone) is generated by the client to inform the user that the video starts being transmitted. The media packets (encoded audio stream and video stream) are sent to the controlling MCVideo server and from there they are distributed to all receivers of this group. The click on the video transmission end button indicates the user's intention to end transmitting. Once the video transmission end button is clicked, the transmission participant sends a Transmission End Request message to the transmission control server indicating that this user has finished transmitting. This cycle, starting from the Transmission Granted message and ending with Transmission End Request message, is known as 'video transmission'.

In the beginning of a call the initial transmit request can be implied by the SIP message which initiates the call as specified in 3GPP TS 24.281 [2] without any specific Transmission Request message.



A group member can also request permission to transmit media by sending a Transmission Request message when the allowed maximum simultaneous MCVidéo transmitting group members is reached. The transmission control server can resolve this request in several ways.

1. If this request has higher priority than any one of the ongoing video transmissions, the transmission control server revokes the ongoing video transmission with lowest priority by sending a Transmission Revoke message to the video transmitter of the video transmission with lowest priority. The transmitter is interrupted and the current video transmission is ended by the current transmission participant by sending a Transmission End Request message. Then the transmission control server sends a Transmission Granted message to the revoking user and send Media Reception Notification message to other affiliated group members. Then a new video transmission starts.
2. If this request does not have higher priority and transmission request queueing is not used the transmission control server rejects this request by sending a Transmission Deny message to the requester. Then a reject indication (reject tone) is generated for the user. The ongoing video transmissions continue.
3. If request queueing is used the transmission control server sends Transmission Queue Position Info message indicating that there is no permission but the request is queued for potential permission when the current video transmissions end. Then a "queued" indication is generated for the user. The ongoing video transmissions continues.

When an affiliated group member receives the Media Reception Notification message, if the maximum number of simultaneous video streams that can be received is not reached, a warning indication (new video coming tone) is generated by the client to inform the user that a new video transmission is coming to be accepted. The click on the video receive button indicates the user accepts the video, the transmission participant entity of this user sends a Receive Media Request message to the transmission control server. If the transmission control server determines to accept the Receive Media Request, a Receive Media Response message is sent back to the requesting receiver. The click on the video reception end button indicates the receiver's intention to end the video reception. Once the video reception end button is clicked, the transmission participant sends a Media Reception End Request message to the transmission control server indicating that this user does not want to receive the video transmission any more. Once receiving the Media Reception End Request message, the transmission control server interacts with media distribution function to stop sending the requesting video to the requesting receiver. If no one receives the video any more, the transmission control server can send Transmission End Request to the video transmitting user to end the video transmitting.

If maximum number of simultaneous video streams that can be received towards the affiliated group member is reached, the transmission participant can resolve this Media Reception Notification in several ways.

1. If this notification has higher priority than any one of the ongoing video receptions, the transmission participant ends the ongoing video reception with lowest priority by sending a Media Reception End Request message to the transmission control server indicating that this user does not want to receive the video transmission any more.. Then the transmission participant sends a Transmission Granted message to the revoking user and send Media Reception Notification message to other affiliated group members. Then the transmission participant sends a Receive Media Request to the transmission control server to receive the new video transmission. Then a new video reception starts.
2. If this notification does not have higher priority, a warning indication and a prompt (new video available but the maximum number of simultaneous video streams that can be received is reached) is generated by the client to inform the user that a new video transmission is available but the maximum number of simultaneous video streams that can be received is reached, and prompts the user to make a decision. If the user reject the new video transmission invitation, the ongoing video receptions continue and the video transmission is added to a recently invited group communications list locally for later reception. If the user end the other ongoing video reception to accept the new video transmission, then the transmission participant sends a Receive Media Request to the transmission control server to receive the new video transmission. Then a new video reception starts.

During the video transmissions, a queued user can ask its position in the queue by sending a Transmission Queue Position Request message. Then the transmission control server provides the information by sending Transmission Queue Position Info message. A queued user can also remove itself from the queue by sending a Transmission End Request message. This kind of message exchange during the video transmissions does not affect the ongoing video transmissions.

If request queueing is used, by the end of a video transmission, the transmission control server gives the transmit permission to the first pending request in the queue. For this, it sends the same messages as in the beginning of a video transmission; Transmission Granted message to the permitted user and Media Reception Notification message to other affiliated group members. The permitted user is expected to click the video transmission send button after the

permission tone within a well-defined short period of time. If the permitted user does not click the video transmission send button, the MCVideo client loses the transmission permission.

If queueing is used the ordering in the queue is affected by the priority of the users in the queue.

A transmission request with pre-emptive priority can be granted with revoking the ongoing video transmitter with lowest priority.

During silence (when no video transmission is ongoing), the transmission control server can send Transmission Idle message to all transmission participants from time to time. The transmission control server sends Transmission Idle message in the beginning of silence.

Some of the transmission control messages can be repeated as specified in state machines specified in clause 6.

The call can be released after a long silence period.

#### 4.1.1.3 Off-network transmission control

This subclause describes the special features for off-network transmission control with respect to the on-network transmission control.

In off-network no specific transmission control server exists. All transmission control messages are sent to all group members.

When a transmission control server gives transmission permission it sends a Transmission Granted message. The information element which expresses the group member, to which this transmission permission is given, implies to the other group members that the transmission is taken. No other Media Reception Notification message is sent.

After silence, a transmission participant asks for transmission permission by sending a Transmission Request message. After a well-defined waiting period, if no response is received, this transmission participant sends a Media Reception Notification message indicating itself in the information element which expresses the group member to which this transmission permission is given and continues the video transmission.

In off-network, the Transmission Idle message is not used.

Some of the transmission control messages can be repeated as specified in the state machines specified in clause 7.

#### 4.1.1.4 Determine on-network effective priority

The transmission control server can determine how to handle a received Transmission Request message using a number of input parameters. Examples of input parameters that the transmission control server can use are:

1. the transmission priority, using the value of the Transmission Priority field in the Transmission Request message;
2. the <user-priority> element as specified in 3GPP TS 24.481 [5];
3. the <num-levels-priority-hierarchy> element as specified in 3GPP TS 24.484 [7];
4. the participant type, using the <participant-type> element specified in 3GPP TS 24.481 [5] or, in case a non-controlling MCVideo function is attached to a group call, the <Participant Type> value in the Track Info field in the Transmission Request message;
5. the type of call indicated in the Transmission Indicator field;
6. the effective priority of the transmission participant with the permission to send media, and the current type of the call (e.g. normal, imminent-peril, emergency, broadcast); and
7. any other information in the group document specified in 3GPP TS 24.481 [5] or information stored in the controlling MCVideo function outside the scope of the present document.

Using a local policy and the above input parameters the transmission control server can determine that a transmission request is:

1. pre-emptive such that the current transmission is overridden;

2. pre-emptive such that the current transmission is revoked;
3. not pre-emptive and put in the transmission request queue, if queueing was negotiated; or
4. not-pre-emptive and rejected, if queueing was not negotiated.

The transmission participant can determine how to handle a received Media Reception Notification message using a number of input parameters. Examples of input parameters that the transmission participant can use are:

1. the transmission priority, using the value of the Transmission Priority field in the Transmission Request message;
2. the <user-priority> element as specified in 3GPP TS 24.481 [5];
3. the <num-levels-priority-hierarchy> element as specified in 3GPP TS 24.484 [7];
4. the participant type, using the <participant-type> element specified in 3GPP TS 24.481 [5];
5. the type of call indicated in the Transmission Indicator field;
6. the effective priority of the transmission participant with the permission to send media, and the current type of the call (e.g. normal, imminent-peril, emergency, broadcast); and
7. any other information in the group document specified in 3GPP TS 24.481 [5] or information stored in the controlling MCVideo function outside the scope of the present document.

#### 4.1.1.5 Determine off-network effective priority

The transmission control participant can determine how to handle a received Transmission Request message using the following input parameters:

1. the transmission priority, using the value of the Transmission Priority field in the Transmission Request message;
2. the value of the "/<x>/<x>/Common/MCVideoGroupMemberList/<x>/UserPriority" leaf node of the sender of the Transmission Request message, present in group configuration as specified in 3GPP TS 24.483 [6];
3. the value of the "/<x>/OffNetwork/NumLevelHierarchy" leaf node present in service configuration as specified in 3GPP TS 24.483 [6];
4. the type of call indicated in the Transmission Indicator field; and
5. the effective priority of the transmission participant with the permission to send media, and the current type of the call (e.g. normal, imminent-peril, emergency).

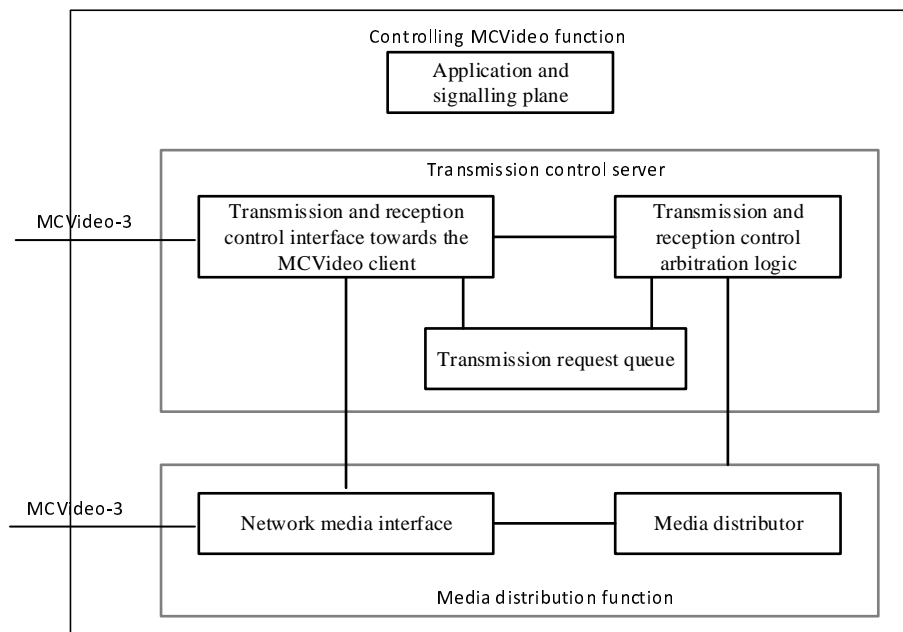
Using the policy as described in subclause 7.2.1.2, and the above input parameters the transmission control participant can determine that a transmission request is:

1. pre-emptive such that one of the on-going transmissions is revoked;
2. not pre-emptive and put in the transmission request queue, if the value of "/<x>/<x>/OffNetwork/QueueUsage" leaf node present in the group configuration as specified in 3GPP TS 24.483 [6] is set to "true"; or
3. not-pre-emptive and rejected, if the value of "/<x>/<x>/OffNetwork/QueueUsage" leaf node present in the group configuration as specified in 3GPP TS 24.483 [6] is set to "false".

## 4.2 Internal structure of media plane control entities

### 4.2.1 Controlling MCVideo function

According to 3GPP TS 23.281 [5] the controlling MCVideo function is divided into a transmission control server and a media distribution function. In the present document the internal structure of the MCVideo server is illustrated in figure 4.2-1.



NOTE: The real internal structure of the MCVideo server is implementation specific but a possible internal structure is shown to illustrate the procedures.

**Figure 4.2.1-1: Internal structure of transmission control in the controlling MCVideo function**

All entities in the controlling MCVideo function are assumed to have a direct communication interface to the application and signalling plane. The interface to the application and signaling plane carries information about SIP session initialisation and SIP session release, SDP content, etc.

The reference point MCVideo-3 is described in 3GPP TS 23.281 [5].

The transmission and reception control interface towards the MCVideo client receives and transmits the transmission control and reception control messages from and to the MCVideo client via the participating MCVideo function. The procedures are controlled by the state machines described in subclause 6.3.5 and subclause 6.3.7. One transmission control state machine and one reception control state machine are needed for each MCVideo client participating in an MCVideo call.

The transmission and reception control arbitration logic is performing the transmission and reception control. The transmission and reception control arbitration logic is controlled by the state machines described in subclause 6.3.4 and subclause 6.3.5. One transmission control state machine and one reception control are needed per MCVideo call.

The transmission request queue is accessible both by the transmission and reception control interface towards the MCVideo client for all MCVideo clients in the call and the transmission and reception control arbitration logic.

The network media interface is receiving and sending media from and to the associated MCVideo client via the participating MCVideo function. The network media interface is out of scope of the present document. One network media interface is needed for each MCVideo client participating in an MCVideo call.

The media distributor is controlled by the transmission and reception control arbitration logic. The media distributor is out of scope of the present document. One media distributor is needed per MCVideo call.

The internal interfaces are assumed to transport the following types of information.

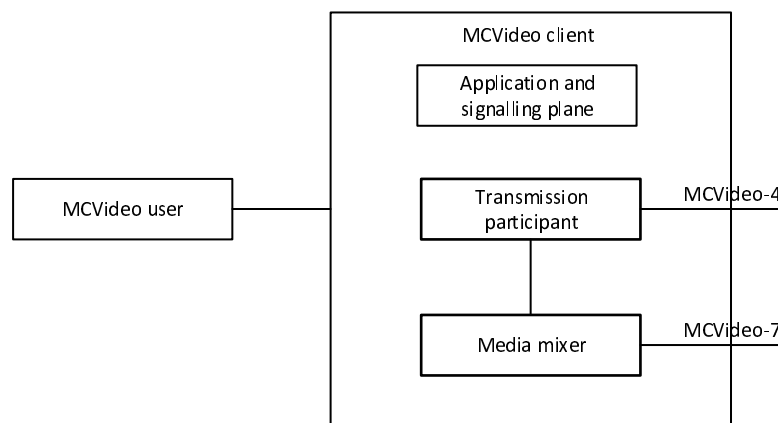
1. The interface between the network media interface and the transmission and reception control interface towards the MCVideo client:
  - a. Indication that the network media interface has started to receive media packets from the associated MCVideo client or that media packets are no longer received from the associated MCVideo client.

NOTE: It is an implementation option whether an indication e.g. is sent for every received RTP media packet or only when the first packet is received and then when no more RTP packets are received.

2. The interface between the transmission and reception control interface towards the MCVideo client and the transmission and reception control arbitration logic:
  - a. Transmission control and reception control messages to and from the associated MCVideo client, requests to create or delete the state machine instance for the associated MCVideo client. The transmission control and reception control messages to the transmission and reception control arbitration logic are limited to transmission control and reception control messages that will change the state of the transmission.
3. The interface between the network media interface and the media distributor:
  - a. Media to and from associated MCVideo clients. This interface is out of scope of the present document.
4. The interface between the transmission and reception control arbitration logic and the media distributor:
  - a. Requests to start or stop distributing media to participants in the MCVideo call. Indication that the media distributor has started to receive media packets from the network media interface associated with the MCVideo client with the permission to send media or that media packets are no longer received from the network media interface from the associated MCVideo client.
5. The interface between the transmission and reception control interface towards the MCVideo client and the transmission request queue:
  - a. Requests to store received Transmission Request messages in the queue or requests to remove Transmission Request messages from the queue and the queue content for building the Transmission Queue Position Info message.
6. The interface between the transmission and reception control arbitration logic and the transmission request queue:
  - a. Requests to store received Transmission Request messages in the queue or requests to remove Transmission Request messages from the queue. Indications that the queue is modified.

## 4.2.2 MCVideo client

According to 3GPP TS 23.379 [5] the MCVideo client is divided into a transmission participant and a media mixer function. In the present document the internal structure of the MCVideo client is illustrated in figure 4.2.2-1.



NOTE: The real internal structure of the MCVideo client is implementation specific but a possible internal structure is shown to illustrate the logic and the procedures.

**Figure 4.2.2-1: Internal structure of the MCVideo client**

All entities in the MCVideo client have a direct communication interface to the application and signalling plane. The interface to the application and signaling plane carries information about SIP session initialisation and SIP session release, SDP content, etc.

The reference points MCVideo-4 and MCVideo-7 are described in 3GPP TS 23.281 [5].

The transmission participant receives and sends transmission and reception control message over the unicast bearer.

The media mixer receives and sends RTP media packets over the unicast bearer. The media mixer indicates to the transmission participant when RTP media packets are received and when RTP media packets are no longer received. The transmission participant instructs the media mixer on how to handle media received from the user or received from the network either over the unicast bearer.

The transmission participant receives indication from the MCVideo client when the MCVideo user has click the video transmit, the video transmission end, and video receive or video reception end button. The MCVideo client can also provide notification towards the MCVideo user. Voice received from the MCVideo user is, on instruction from the transmission participant, encoded by the media mixer and sent as RTP media packets over the unicast bearer.

## 4.2.3 Participating MCVideo function

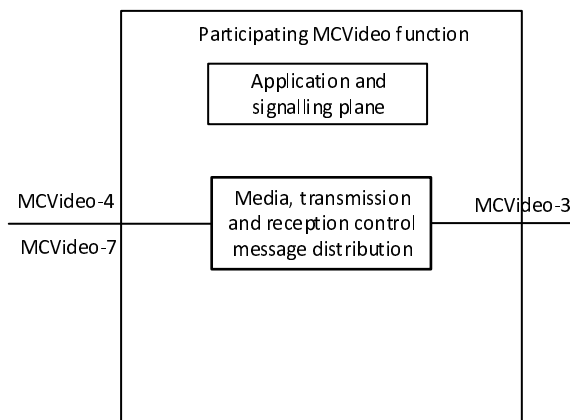
### 4.2.3.1 General

The participating MCVideo function performs the participating role of an MCVideo server as defined in 3GPP TS 23.281 [5]. The participating MCVideo function uses media plane control (non-SIP) messages when taking part in the transmission control and reception control procedures as specified in clause 6. In the sequel the term 'controlling MCVideo function' is used for the entity which performs the controlling role of an MCVideo server.

The following subclauses describe the assumed internal structure of a participating MCVideo function and the role of the participating function in the transmission control and reception control procedures.

### 4.2.3.2 Internal structure of the participating MCVideo function

In the present document the internal structure of the participating MCVideo function is illustrated in figure 4.2.3.2-1.



NOTE: The real internal structure of the participating MCVideo function is implementation specific but a possible internal structure is shown to illustrate the logic and the procedures.

**Figure 4.2.3.2-1: Internal structure of the MCVideo client**

All entities in the participating MCVideo function have a direct communication interface to the application and signalling plane. The interface to the application and signalling plane carries information about SIP session initialisation and SIP session release, SDP content, etc.

The reference points MCVideo-3, MCVideo-4, MCVideo-7, MCVideo-8 and MCVideo-9 are described in 3GPP TS 23.379 [5].

The media and transmission control message distribution receives media control messages and RTP media packets to and from the MCVideo client and the controlling MCVideo function and the non-controlling MCVideo function. Media plane control messages and RTP packets are forwarded as received when unicast bearers are used.

### 4.2.3.3 The roles of the participating MCVideo function

#### 4.2.3.3.1 For the transmission control procedures

When a transmission control or reception control message or a media packet is received from an MCVideo client, in the MCVideo-4 and MCVideo-7 reference points respectively, the participating MCVideo function forwards it to the controlling MCVideo function over MCVideo-3 reference point or to the application and signalling plane. When a transmission control message or a media packet is received from the controlling MCVideo function, over MCVideo-3 reference point or the application and signalling plane, the participating MCVideo function forwards the transmission control message to the MCVideo client over the MCVideo-4 and MCVideo-7 reference points respectively.

The participating MCVideo function specifications related to the transmission control and reception control are specified in subclause 6.4 for unicast media and media plane control.

## 4.3 The media plane control channel

### 4.3.1 General

The media plane control channel is used for transport of messages associated with the transmission control protocol all specified in the present document.

### 4.3.2 Control channel realization

The media plane control channel is realized by sending RTCP APP packets on top of UDP/IP. RTCP APP packets are defined in IETF RFC 3550 [6]. The MCVideo specific coding of the RTCP APP packets is defined in clause 8 of the present document.

### 4.3.3 Establishing a media plane control channel

#### 4.3.3.1 General

The MCVideo client and the MCVideo server use the SDP offer/answer mechanism in order to negotiate the establishment of the media plane control channel. The SDP offer/answer procedures for negotiating media plane control channel capabilities are specified in clause 14. The ABNF is defined in clause 12.

The media description ("m=" line) associated with the media plane control channel shall have the values as described in table 4.3.3.1-1.

**Table 4.3.3.1-1: Media plane control channel media description**

Media description element	Value
<media>	"application"
<port>	RTCP port
<proto>	"udp"
<fmt>	"MCVideo"

The port used for RTCP messages associated with the media plane control channel shall be different than ports used for RTCP messages associated with other "m=" lines (e.g. RTP) in the SDP.

NOTE 1: As RTCP is used to transport messages on the media plane control channel, the "m=" line port value indicates an RTCP port. This is different from cases where an "m=" line is associated with an RTP-based stream, and the "m=" line port value indicates an RTP port.

NOTE 2: In case the media plane control channel uses a different IP address than other media described in the SDP, a media plane control channel specific "c=" line also needs to be associated with the "m=" line associated with the media plane control channel.

The format of the optional SDP fmtp attribute, when associated with the media plane control channel, is described in clause 12.

The example below shows an SDP media description for a media plane control channel.

```
m=application 20032 udp MCVideo
a=fmtp:MCVideo mc_queueing;mc_priority=5;mc_reception_priority=5;mc_granted
```

---

## 5 Functional entities

### 5.1 General

This clause associates the functional entities with the MCVideo roles described in the stage 2 architecture document (see 3GPP TS 23.281 [11]).

### 5.2 MCVideo client

#### 5.2.1 Introduction

To be compliant with the procedures in the present document, an MCVideo client shall:

1. support the role of an MCVideo client as specified 3GPP TS 23.281 [2];
2. support the on-network MCVideo client role as specified in 3GPP TS 24.281 [2];
3. support the off-network MCVideo client role as specified in 3GPP TS 24.281 [2]; and
4. support media plane security as specified in clause 13.

To be compliant with the on-network procedures in the present document, an MCVideo client shall:

1. provide the role of a transmission participant in on-network mode as specified in subclause 5.2.2;
2. provide the media mixer function as described in subclause 4.2.2 and support the related procedures in subclause 6.2;
3. provide video transmit, video transmission end, video receive and video reception end button events towards the on-network transmission participant as specified in subclause 6.2;
4. provide means (sound, display, etc.) for indications towards the MCVideo user as specified in subclause 6.2;
5. support negotiating media plane control channel media level attributes as specified in subclause 4.3; and

To be compliant with the off-network procedures in the present document, an MCVideo client shall:

1. provide the role of a transmission participant in off-network mode as specified in subclause 5.2.3;
2. support the role of an off-network transmission participant as specified in 3GPP TS 23.281 [11] and in the present specification;
3. provide the media mixer function as described in subclause 4.2.2 and support the related procedures as specified in clause 7;
4. provide video transmit, video transmission end, video receive and video reception end button events towards the off-network transmission participant as specified in clause 7; and
5. provide means (sound, display, etc.) for indications towards the MCVideo user as specified in clause 7.



## 5.2.2 Transmission participant in on-network mode

To be compliant with the on-network procedures in the present document, a transmission participant in on-network mode shall:

1. support the on-network transmission control procedures as defined in 3GPP TS 23.281 [11];
2. support acting as an on-network transmission participant as specified in subclause 6.2; and
3. support the on-network mode transmission control protocol elements as specified in the clause 8.

A transmission participant in on-network mode may:

1. support queueing of transmission requests as specified in subclause 6.2 and subclause 4.1.1.2.

## 5.2.3 Transmission participant in off-network mode

To be compliant with the off-network procedures in the present document, a transmission participant in off-network mode shall:

1. support off-network transmission control procedures as specified in 3GPP TS 23.281 [11];
2. support acting as an off-network transmission participant as specified in clause 7;
3. support acting as an off-network transmission control server as specified in clause 7; and
4. support the off-network mode transmission control protocol elements in clause 8.

A transmission participant in off-network mode may:

1. support queueing of transmission requests as specified in clause 7 and subclause 4.1.1.3.

## 5.3 Controlling MCVideo function

An MCVideo server providing the controlling MCVideo function shall:

1. support the role of a controlling MCVideo function as specified in 3GPP TS 23.281 [11];
2. support negotiating media plane control channel media level attributes as specified in subclause 4.3;
3. provide transmission and reception control arbitration logic with an interface to MCVideo clients as described in subclause 4.2.1 and support the related procedures as specified in subclause 6.3;
4. provided a network media interface as described in subclause 4.2.1 and support associated procedures as specified in subclause 6.3;
5. provide a media distributor with a transmission control interface towards the MCVideo clients as described in subclause 4.2.1 and support associated procedures in subclause 6.3;
6. support the on-network mode transmission and reception control protocol elements as specified in clause 8; and
7. support media plane security as specified in clause 13.

An MCVideo server providing the controlling MCVideo function may:

1. provide a transmission request queue as described in subclause 4.2.1 and support the related procedures as specified in subclause 6.3 and subclause 4.3.

## 5.4 Participating MCVideo function

An MCVideo server providing the participating MCVideo function shall:

1. support the role of a participating MCVideo function as specified in 3GPP TS 23.281 [11];

2. distribute transmission control messages as described in subclause 6.3 and support associated procedures as specified in subclause 6.4; and
3. support media plane security as specified in clause 13.

---

## 6 On-network transmission control

### 6.1 General

This clause provides:

1. the transmission participant procedures in subclause 6.2;
2. the transmission control server procedures in subclause 6.3;
3. the participating MCVideo function transmission control procedures in subclause 6.4; and

If media plane security is required, the MCVideo client, the controlling MCVideo function, the participating MCVideo function and the non-controlling MCVideo function shall perform the additionally procedures in clause 13.

### 6.2 Transmission participant procedures

#### 6.2.1 Transmission participant procedures at MCVideo session initialization

Based on the negotiations during the call establishment specified in 3GPP TS 24.281 [2], a new instance of the 'Transmission participant state transition diagram for basic transmission control operation', as specified in subclause 6.2.4 and a new instance of the 'Transmission participant state transition diagram for basic reception control operation' as specified in subclause 6.2.5, shall be created for this call.

The SIP INVITE request sent by the application and signalling plane:

1. shall be regarded an implicit Transmission request when an implicit Transmission request is negotiated; and
2. shall not be regarded as an implicit Transmission request in case of a rejoin to an already on-going group call.

**NOTE:** The transmission participant can negotiate the use of prioritization of the Transmission Media Request message. In that case, the transmission participant can request permission to send media at a priority level that is either the same as or lower than the highest priority that was permitted to the participant in the MCVideo call initialization. If a transmission participant is authorized for pre-emptive priority in the MCVideo call it is good practise to always request permission to send RTP media packets at a priority level that is lower than pre-emptive priority unless the user explicitly requests to pre-empt the current RTP media packets sender.

#### 6.2.2 Transmission participant procedures at MCVideo call release

The MCVideo call release (whether it is initiated by the transmission participant or transmission control server) is a two-step procedure.

- Step 1 The transmission participant stops sending transmission control and reception control messages and the MCVideo client stops sending and receiving RTP media packets.
- Step 2 When the application and signalling plane has determined that the MCVideo call is released, the corresponding instance of the 'Transmission participant state transition diagram for basic transmission control operation' as specified in subclause 6.2.4 and the corresponding instance of the 'Transmission participant state transition diagram for basic reception control operation' as specified in subclause 6.2.5 are terminated and the transmission participant releases all the used resources.

The user plane can initiate the release step 1, but the application and signalling plane always initiates the release step 2.

### 6.2.3 Transmission participant procedures at MCVideo call modification

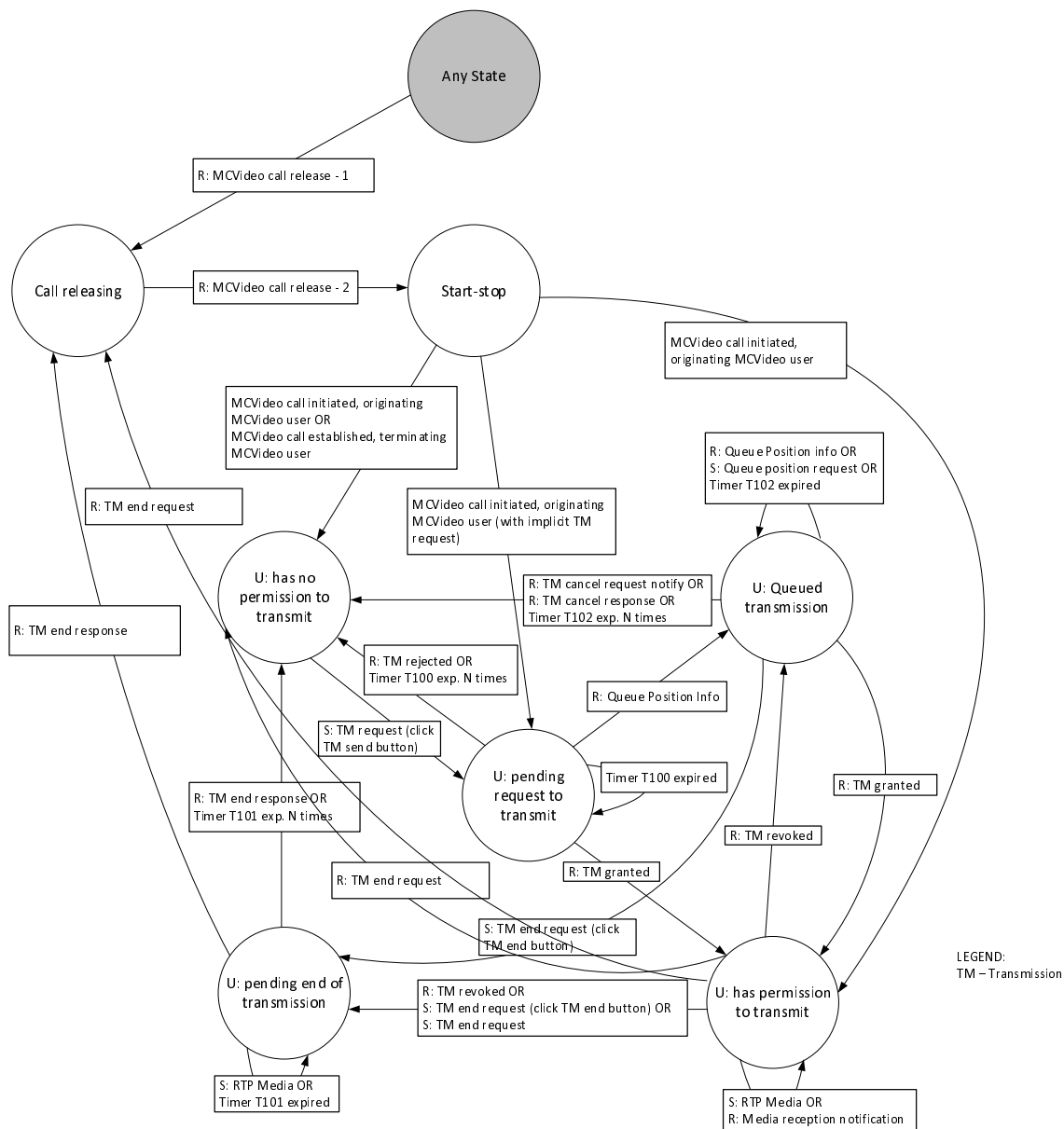
Editor's Note: It is FFS whether adding or removing media streams during an MCVideo call influences the transmission control procedures.

#### 6.2.4 Transmission participant state transition diagram for basic transmission control operation

#### 6.2.4.1 General

The transmission participant shall behave according to the state diagram and the state transitions specified in this subclause.

Figure 6.2.4.1-1 shows the state diagram for 'Transmission participant state transition diagram for basic transmission control operation'.



**Figure 6.2.4.1-1: Transmission participant state transition diagram for basic transmission control operation.**

State details are explained in the following subclauses.

If a transmission control message arrives in a state where there is no specific procedure specified for received transmission control message, the transmission participant shall discard the transmission control message and shall remain in the current state.

NOTE: A badly formatted transmission control message received in any state is ignored by the transmission participant and does not cause any change of the current state.

## 6.2.4.2 State: 'Start-stop'

### 6.2.4.2.1 General

When a new instance of the 'Transmission participant state transition diagram for basic transmission control operation' is initiated, before any transmission control related input is applied, the state machine is in 'Start-stop' state. Similarly when the call is released the state machine shall return to the 'Start-Stop' state.

### 6.2.4.2.2 MCVideo call initiated, originating MCVideo user

When a call is initiated as described in 3GPP TS 24.281 [2], the transmission participant:

1. shall create an instance of the 'Transmission participant state transition diagram for basic transmission control operation';
2. if the originating transmission participant receives a transmission control message before it receives the SIP 200 (OK) response, shall store the transmission control message;

NOTE: The originating transmission participant might receive a transmission control message before the SIP 200 (OK) response when initiating, joining or rejoining a call because of processing delays of the SIP 200 (OK) response in the SIP core.

3. if the established MCVideo call is a chat group call and the SIP INVITE request is not an implicit Transmission request, shall enter the 'U: has no permission to transmit' state;
4. if for the established MCVideo call the SIP INVITE request is an implicit Transmission request:
  - a. shall start timer T100 (Transmission Request) and initialise counter C100 (Transmission Request) to 1;
  - b. shall enter the 'U: pending request to transmit' state; and
  - c. if the transmission participant has received and stored a transmission control message before the reception of the SIP 200 (OK) response, shall act as if the transmission control message was received in the 'U: pending request to transmit' state after entering the 'U: pending request to transmit' state; and
5. if the established MCVideo call is a broadcast group call, shall enter the 'U: has permission to transmit' state.

When the transmission participant is rejoining an ongoing MCVideo call as described in 3GPP TS 24.281 [2] the transmission participant shall enter the 'U: has no permission to transmit' state.

### 6.2.4.2.3 MCVideo call established, terminating MCVideo user

When an MCVideo call is established, the terminating transmission participant:

1. shall create an instance of a 'Transmission participant state transition diagram for basic transmission control operation'; and
2. shall enter the 'U: has no permission to transmit' state.

NOTE: From a transmission participant perspective the MCVideo call is established when the application and signalling plane sends the SIP 200 (OK) response.

### 6.2.4.3 State: 'U: has no permission to transmit'

#### 6.2.4.3.1 General

The transmission participant is in this state when the transmission participant is not sending RTP media packets or is not waiting for a transmission control message response.

In this state transmission control messages can be received.

#### 6.2.4.3.2 Send Transmission Request message (Click Transmission send button)

Upon receiving an indication from the user to request permission to send media, the transmission participant:

1. void
2. shall send the Transmission Request message toward the transmission control server; The Transmission Request message:
  - a. if a different priority than the normal priority is required, shall include the Transmission Priority field with the priority not higher than negotiated with the transmission control server as specified in subclause 14.3.3; and
  - b. if the Transmission request is a broadcast group call, system call, emergency call or an imminent peril call, shall include a Transmission Indicator field indicating the relevant call types;
3. shall start timer T100 (Transmission Request) and initialise counter C100 (Transmission Request) to 1; and
4. shall enter the 'U: pending request to transmit' state.

#### 6.2.4.3.3 Receive Transmission Granted message (R: Transmission Granted)

Upon receiving a Transmission Granted message from the transmission control server due to remote Transmission request, the transmission participant:

1. if the first bit in the subtype of the Transmission Granted message is set to '1' (Acknowledgment is required) as described in subclause 9.2.2.1, shall send a Transmission control Ack message. The Transmission control Ack message:
  - a. shall include the Message Type field set to '1' (Transmission Granted); and
  - b. shall include the Source field set to '0' (the transmission participant is the source);
2. shall provide Transmission granted notification to the user, if not already done;
3. shall enter the 'U: has permission to transmit' state.

#### 6.2.4.3.4 Receive Media reception notification message (R: Media reception notification)

Upon receiving a Media reception notification message, the transmission participant:

1. shall inform the user about the media reception by another user; and
2. shall remain in the 'U: has permission to transmit' state.

### 6.2.4.4 State: 'U: pending request to transmit'

#### 6.2.4.4.1 General

The transmission participant is in this state when the transmission participant is waiting for response to a Transmission Request message.

In this state transmission control messages can be received.

Timer T100 (Transmission Request) is running in this state.

#### 6.2.4.4.2 Receive Transmission rejected message (R: Transmission rejected)

Upon receiving a Transmission rejected message, the transmission participant:

1. if the first bit in the subtype of the Transmission rejected message is set to '1' (Acknowledgment is required) as described in subclause 9.2.2.1, shall send a Transmission control Ack message. The Transmission control Ack message:
  - a. shall include the Message Type field set to '1' (Transmission rejected); and
  - b. shall include the Source field set to '0' (the transmission participant is the source);
2. shall provide Transmission rejected notification to the user;
3. may display the Transmission rejected reason to the user using information in the Reject Cause field;
4. shall stop timer T100 (Transmission Request); and
5. shall enter the 'U: has no permission to transmit' state.

#### 6.2.4.4.3 Timer T100 (Transmission request) expired

On expiry of timer T100 (Transmission Request) less than the upper limit of counter C100 (Transmission Request) times the timer is allowed to expire, the transmission participant:

1. shall send a Transmission Request message towards the transmission control server. The Transmission Request message:
  - a. if a different priority than the normal priority is required, shall include the Transmission Priority field with the priority not higher than negotiated with the transmission control server as specified in subclause 14.3.3; and
  - b. if the Transmission request is a broadcast group call, system call, emergency call or an imminent peril call, shall include a Transmission Indicator field indicating the relevant call types;
2. shall restart timer T100 (Transmission request) and increment counter C100 (Transmission Request) by 1; and
3. shall remain in the 'U: pending request to transmit' state.

#### 6.2.4.4.4 Timer T100 (Transmission Request) expired N times

When timer T100 (Transmission Request) expires by the upper limit of counter C100 (Transmission Request), the transmission participant:

1. shall provide a Transmission request timeout notification to the user; and
2. shall enter the 'U: has no permission to transmit' state.

#### 6.2.4.4.5 Receive Queue Position Info message (R: Queue Position Info)

Upon receiving a Queue Position Info message, the transmission participant:

1. if the first bit in the subtype of the Queue Position Info message is set to '1' (Acknowledgment is required) as described in subclause 9.2.2.1, shall send a Transmission control Ack message. The Transmission control Ack message:
  - a. shall include the Message Type field set to '5' (Queue Position Info); and
  - b. shall include the Source field set to '0' (the transmission participant is the source);
2. shall provide Transmission request queued notification to the MCVideo user;

3. may provide the queue position and priority to the MCVideo user; and
4. shall enter the 'U: queued transmission' state.

#### 6.2.4.4.6 Receive Transmission Granted message (R: Transmission Granted)

Upon receiving a Transmission Granted message from the transmission control server, the transmission participant:

1. if the first bit in the subtype of the Transmission Granted message is set to '1' (Acknowledgment is required) as described in subclause 9.2.2.1, shall send a Transmission control Ack message. The Transmission control Ack message:
  - a. shall include the Message Type field set to '0' (Transmission Granted); and
  - b. shall include the Source field set to '0' (the transmission participant is the source);
2. shall provide Transmission granted notification to the user, if not already done;
3. shall stop timer T100 (Transmission Request); and
4. shall enter the 'U: has permission to transmit' state.

#### 6.2.4.4.7 Send Transmission end request message (Click Transmission end button)

Upon receiving an indication from the user to end the Transmission request, the transmission participant:

1. shall send a Transmission end request message towards the transmission control server. The Transmission end request message, if the session is a broadcast call and if the session was established as a normal call, shall include the Transmission Indicator with the A-bit set to '1' (Normal call);
2. shall stop time T100 (Transmission Request)
3. shall start timer T101 (Transmission End Request) and initialize counter C101 (Transmission End Request) to 1; and
4. shall enter the 'U: pending end of transmission' state.

#### 6.2.4.5 State: 'U: has permission to transmit'

##### 6.2.4.5.1 General

The transmission participant is in this state when the MCVideo client is permitted to send RTP media.

In this state transmission control messages can be received.

In this state, the transmission participant can release permission to send RTP media at any time, even before sending any media.

The MCVideo client could have already buffered media when it enters this state.

NOTE: If the transmission participant was queued, the transmission participant requests a confirmation from the MCVideo user before start sending media. If confirmed, the media sending starts otherwise the permission to send media is released.

##### 6.2.4.5.2 Send RTP media packets (S: RTP media)

Upon receiving indication from the MCVideo client that encoded video is received from the user or if encoded video is already buffered, the transmission participant:

1. shall request the MCVideo client to start to forward encoded video to the MCVideo server; and
2. shall remain in the 'U: has permission to transmit' state.

#### 6.2.4.5.3 Send Transmission end request message (Click Transmission end button)

Upon receiving an indication from the user to end the permission to send RTP media, the transmission participant:

1. shall send a Transmission end request message towards the transmission control server. The Transmission end request message, if the session is a broadcast call and if the session was established as a normal call, shall include the Transmission Indicator with the A-bit set to '1' (Normal call);
2. shall start timer T101 (Transmission End Request) and initialize counter C101 (Transmission End Request) to 1; and
3. shall enter the 'U: pending end of transmission' state.

#### 6.2.4.5.4 Void

#### 6.2.4.5.5 Receive Transmission Revoked message (R: Transmission Revoked)

Upon receiving a Transmission Revoked message, the transmission participant:

1. shall inform the user that the permission to send RTP media is being revoked;
2. may give information to the user about the reason for revoking the permission to send media;
3. shall request the media in the MCVideo client discard any remaining buffered RTP media packets and to stop forwarding of encoded video to the MCVideo server; and
4. if the revoke reason is:
  - a. terminate the RTP stream, shall enter the 'U: pending end of transmission' state:
    - i. shall send a Transmission end request message towards the transmission control server; and
    - ii. shall start timer T101 (Transmission End Request) and initialize counter C101 (Transmission End Request) to 1; or
  - b. queue the transmission, shall enter the 'U: queued transmission' state:
    - i. shall send a Queue Position Request message towards the transmission control server; and
    - ii. shall start timer T102 (Transmission Queue Position Request) and initialize counter C102 (Queue Position Request) to 1.

#### 6.2.4.5.6 Receive Media reception notification message (R: Media Reception notification)

Upon receiving a Media Reception notification message, the transmission participant:

1. shall inform the user about the media reception by another user; and
2. shall remain in the 'U: has permission to transmit' state.

#### 6.2.4.5.7 Receive Transmission End Request message (R: Transmission End Request)

Upon receiving a Transmission End Request message from transmission control server, the transmission participant:

1. shall inform the user that the permission to send RTP media is being revoked;
2. may give information to the user about the reason for terminating the permission to send media;
3. shall request the media in the MCVideo client to discard any remaining buffered RTP media packets and to stop forwarding of encoded video to the MCVideo server; and
4. shall send Transmission End Response message to the transmission control server.
5. if the session is not a broadcast group call or if the A-bit in the Transmission Indicator field is set to '1' (Normal call), shall enter the 'U: has no permission to transmit' state; and



6. if the session was initiated as a broadcast group call:
  - a. shall indicate to the MCVideo client the media transmission is completed; and
  - b. shall enter the 'Call releasing' state.

#### 6.2.4.6 State: 'U: pending end of transmission'

##### 6.2.4.6.1 General

The transmission participant is in this state when the transmission participant is waiting for response to a Transmission end request message.

Timer T101 (Transmission End Request) is running or can be running in this state.

##### 6.2.4.6.2 Timer T101 (Transmission End Request) expired

On expiry of timer T101 (Transmission End Request) less than the configurable number of the upper limit of counter C101 (Transmission End Request) times, the transmission participant:

1. shall send a Transmission end request message towards the transmission control server;
2. shall restart timer T101 (Transmission End Request) and increment counter C101 (Transmission End Request) by 1; and
3. shall remain in state 'U: pending end of transmission'.

##### 6.2.4.6.3 Timer T101 (Transmission End Request) expired N times

When timer T101 (Transmission End Request) expires by the upper limit of counter C101 (Transmission End Request) times, the transmission participant:

1. shall enter the 'U: has no permission to transmit' state.

##### 6.2.4.6.4 Receive Transmission End Response message (R: Transmission end response)

Upon receiving a Transmission end response message, the transmission participant:

1. if the first bit in the subtype of the Transmission end response message to '1' (Acknowledgment is required) as described in subclause 9.2.2.1, shall send a Transmission control Ack message. The Transmission control Ack message:
  - a. shall include the Message Type field set to '1' (Transmission end response); and
  - b. shall include the Source field set to '0' (the transmission participant is the source);
2. may provide a Transmission end notification to the MCVideo user;
3. if the Transmission Indicator field is included and the B-bit set to '1' (Broadcast group call), shall provide a notification to the user indicating the type of call;
4. shall stop timer T101 (Transmission End Request);
5. if the session is not a broadcast group call or if the A-bit in the Transmission Indicator field is set to '1' (Normal call), shall enter the 'U: has no permission to transmit' state; and
6. if the session was initiated as a broadcast group call:
  - a. shall indicate to the MCVideo client the media transmission is completed; and
  - b. shall enter the 'Call releasing' state.

#### 6.2.4.6.5 Void

#### 6.2.4.7 In any state

##### 6.2.4.7.1 General

This subclause describes the actions to be taken in all states defined for the basic state diagram with the exception of the 'Start-stop' state and the 'Call releasing' state.

In this state RTP media packets can be received due to previous reception control, RTP media packets can be sent due to previous transmission control and transmission control and reception control messages can be received.

##### 6.2.4.7.2 Receive MCVideo call release – step 1 (R: MCVideo call release - 1)

Upon receiving an MCVideo call release step 1 request from the application and signalling plane when the MCVideo call is going to be released or when the transmission participant is leaving the MCVideo call, the transmission participant:

1. shall stop sending transmission control messages;
2. shall request the MCVideo client to stop sending RTP media packets; and
3. shall enter the 'Call releasing' state.

#### 6.2.4.8 State: 'Call releasing'

##### 6.2.4.8.1 General

The transmission participant is in this state while waiting for the application and signalling plane to finalize the disconnection of an MCVideo call.

##### 6.2.4.8.2 Receive MCVideo call release – step 2 (R: MCVideo call release - 2)

Upon receiving an MCVideo call release step 2 request from the application and signalling, the transmission participant:

1. shall release all resources including any running timers associated with the MCVideo call; and
2. shall enter the 'Start-stop' state and terminate the current instance of the 'Transmission control state machine – basic'.

#### 6.2.4.9 State: 'U: queued transmission'

##### 6.2.4.9.1 General

The transmission participant uses this state when a Transmission Media Request message has been queued by the transmission control server, and is awaiting the Transmission Granted message.

The timer T102 (Transmission Queue Position Request) can be running in this state.

##### 6.2.4.9.2 Receive Queue Position Info message (R: Queue Position Info)

Upon receiving a Queue Position Info message, the transmission participant:

1. if the first bit in the subtype of the Queue Position Info message is set to '1' (Acknowledgment is required) as described in subclause 9.2.2.1, shall send a Transmission control Ack message. The Transmission control Ack message:
  - a. shall include the Message Type field set to '5' (Queue Position Info); and

- b. shall include the Source field set to '0' (the transmission participant is the source);
2. if the message indicates that the request has been queued or if a request for the queue position was sent, the transmission participant:
  - a. may provide the queue position and priority (if available) to the MCVideo user;
3. shall stop the timer T102 (Transmission Queue Position Request), if running; and
4. shall remain in the 'U: queued transmission' state.

#### 6.2.4.9.3 Send Queue Position Request message (S: Queue Position Request)

Upon receipt of an indication from the MCVideo client to request the queue position, the transmission participant:

1. shall send the Queue Position Request message;
2. shall start timer T102 (Transmission Queue Position Request) and initialize counter C102 (Queue Position Request) to 1; and
3. remain in the 'U: queued transmission' state.

#### 6.2.4.9.4 Send Transmission end request message (Click Transmission end button)

Upon receipt of an indication from the MCVideo client to cancel the media transmit request from the queue, the transmission participant:

1. shall send the Transmission end request message to the transmission control server. The Transmission end request message, if the session is a broadcast call and if the session was established as a normal call, shall include the Transmission Indicator with the A-bit set to '1' (Normal call);
2. shall start timer T101 (Transmission End Request) and initialize counter C101 (Transmission End Request) to 1; and
3. shall enter the 'U: pending end of transmission' state.

#### 6.2.4.9.5 void

#### 6.2.4.9.6 Receive Transmission cancel request notify message (R: Transmission Cancel Request Notify)

Upon receiving a Transmission cancel request notify message, the transmission participant:

1. if the first bit in the subtype of the Transmission cancel request notify message is set to '1' (Acknowledgment is required) as described in subclause 9.2.2.1, shall send a Transmission control Ack message. The Transmission control Ack message:
  - a. shall include the Message Type field set to '10' (Transmission cancel request notify); and
  - b. shall include the Source field set to '0' (the transmission participant is the source);
2. shall enter in the 'U: has no permission to transmit' state.

#### 6.2.4.9.7 Timer T102 (Transmission Queue Position Request) expired

On expiry of timer T102 (Transmission Queue Position Request) less than the upper limit of C102 (Queue Position Request) times, the transmission participant:

1. shall send a Queue Position Request message towards the transmission control server;
2. shall restart timer T102 (Transmission Queue Position Request) and increment counter C102 (Queue Position Request) by 1; and
3. shall remain in the 'U: queued transmission' state.

#### 6.2.4.9.8 Timer T102 (Transmission Queue Position Request) expired N times

When timer T102 (Transmission Queue Position Request) expires by the upper limit of counter C102 (Queue Position Request) times, the transmission participant:

1. shall provide a queued timeout to the MCVideo client;
2. send the Transmission End Request message to the transmission control server;
3. shall start timer T101 (Transmission End Request) and increment counter C101 (Transmission End Request) by 1
4. shall enter the 'U: pending end of transmission' state.

#### 6.2.4.9.9 Receive Transmission Granted message (R: Transmission Granted)

Upon receiving a Transmission Granted message from the transmission control server, the transmission participant:

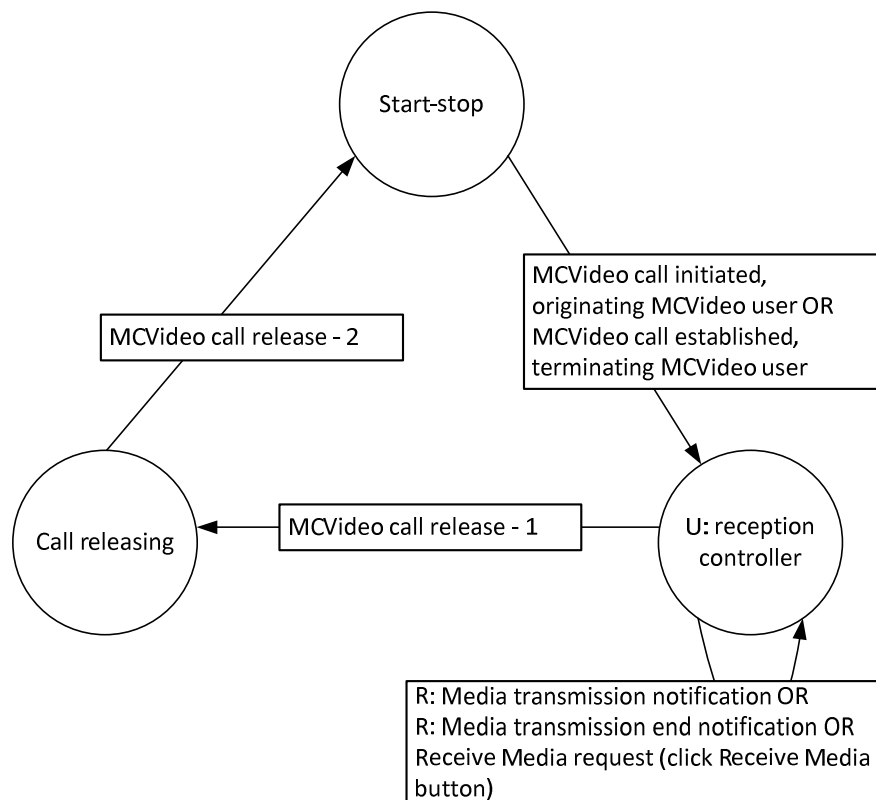
1. if the first bit in the subtype of the Transmission Granted message is set to '1' (Acknowledgment is required) as described in subclause 9.2.2.1, shall send a Transmission control Ack message. The Transmission control Ack message:
  - a. shall include the Message Type field set to '0' (Transmission Granted); and
  - b. shall include the Source field set to '0' (the transmission participant is the source);
2. shall provide Transmission granted notification to the user, if not already done;
3. shall stop timer T102 (Transmission Queue position request); and
4. shall enter the 'U: has permission to transmit' state.

### 6.2.5 Transmission participant state transition diagram for reception control operation

#### 6.2.5.1 General

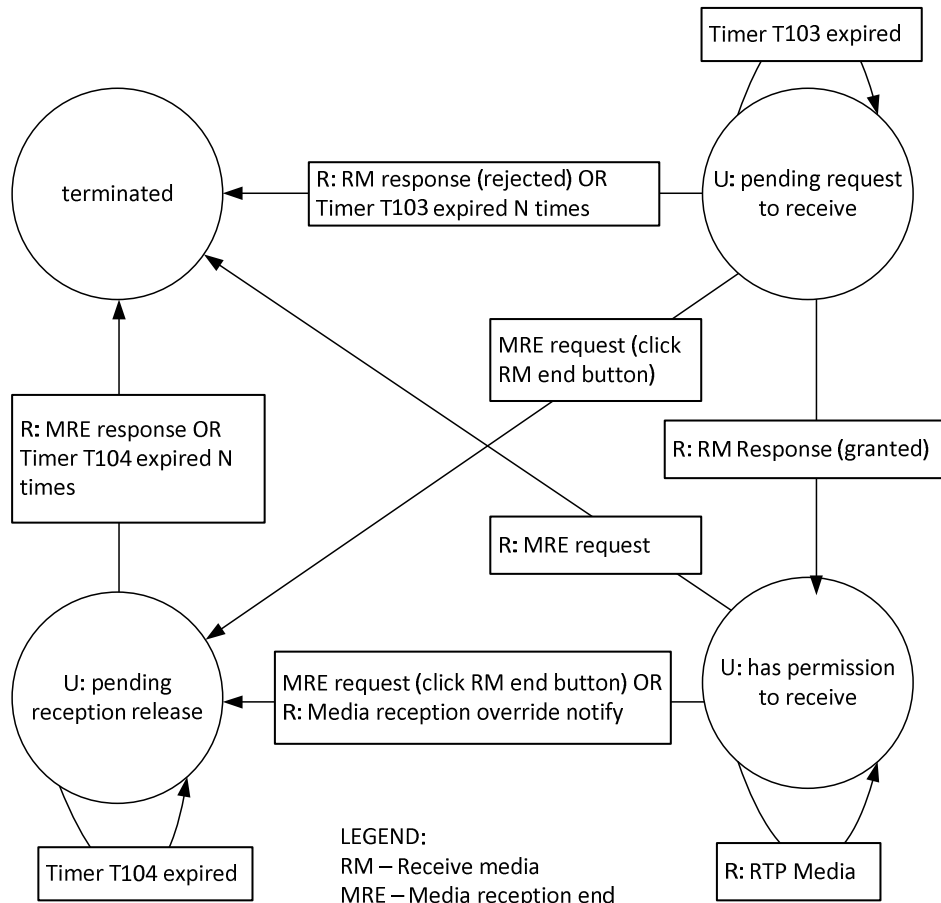
The transmission participant shall behave according to the state diagrams and the state transitions specified in this subclause.

Figure 6.2.5.1-1 shows the state diagram for 'Transmission participant state transition diagram for general reception control operation'.



**Figure 6.2.5.1-1: Transmission participant state transition diagram for general reception control operation.**

Figure 6.2.5.1-2 shows the state diagram for 'Transmission participant state transition diagram for basic reception control operation'.



**Figure 6.2.5.1-2: Transmission participant state transition diagram for basic reception control operation.**

The reception control arbitration logic in the transmission control participant shall keep one instance of the 'general reception control operation' state machine per MCVideo call and shall create one instance of the 'basic reception control operation' state machine for each 'receive media request' of the MCVideo user.

State details are explained in the following subclauses.

If an RTP media packet arrives in a state where there is no specific procedure specified for the RTP media packets or the received reception control message, the transmission participant shall discard the reception control message or the RTP media packet and shall remain in the current state.

NOTE: A badly formatted RTP packet or reception control message received in any state is ignored by the transmission participant and does not cause any change of the current state.

## 6.2.5.2 State: 'Start-stop'

### 6.2.5.2.1 General

This state is part of 'Transmission participant state transition diagram for general reception control operation'. When a new instance of the 'Transmission participant state transition diagram for general reception control operation' is initiated, before any reception control related input is applied, the state machine is in 'Start-stop' state. Similarly when the call is released the state machine shall return to the 'Start-Stop' state.

### 6.2.5.2.2 MCVideo call established, terminating MCVideo user

When an MCVideo call is established, the terminating transmission participant:

1. shall create an instance of a 'Transmission participant state transition diagram for general reception control operation'; and
2. shall enter the 'U: reception controller' state.

NOTE: From a transmission participant perspective the MCVideo call is established when the application and signalling plane sends the SIP 200 (OK) response.

#### 6.2.5.2.3 MCVideo call initiated, originating MCVideo user

When an MCVideo call is established, the originating transmission participant:

1. shall create an instance of a 'Transmission participant state transition diagram for general reception control operation'; and
2. shall enter the 'U: reception controller' state.

NOTE: From a transmission participant perspective the MCVideo call is established when the application and signalling plane receives the SIP 200 (OK) response.

#### 6.2.5.3 State: 'U: reception controller'

##### 6.2.5.3.1 General

This state is part of the 'Transmission participant state transition diagram for general reception control operation'. The transmission participant is in this state handles the incoming media transmission notifications and MCVideo user's requests to receive media transmissions.

##### 6.2.5.3.2 Receive Media transmission notification message (R: Media Transmission Notification)

Upon receiving the media transmission notification from the transmission control server, the transmission participant:

1. if the first bit in the subtype of the media transmission notification message is set to '1' (Acknowledgment is required) as described in subclause 9.2.2.1, shall send a Transmission control Ack message. The Transmission control Ack message:
  - a. shall include the Message Type field set to '6' (Media transmission notification); and
  - b. shall include the Source field set to '0' (the transmission participant is the source);
2. shall provide media transmission notification to the user;
3. shall store the User ID and the SSRC of the user transmitting the media;
4. may display the details of the incoming media to the user; and
5. shall remain in the 'U: reception controller' state.

##### 6.2.5.3.3 Send Receive Media Request message (Click video receive button)

Upon receiving an indication from the user to request permission to receive media, the transmission participant:

1. shall send the Receive Media Request message toward the transmission control server; The Receive Media Request message:
  - a. if a different priority than the normal priority is required, shall include the Reception Priority field with the priority not higher than negotiated with the transmission control server as specified in subclause 14.3.3; and
  - b. if the receive media request is a broadcast group call, system call, emergency call or an imminent peril call, shall include a Transmission Indicator field indicating the relevant call types;

2. shall create an instance of the 'Transmission participant state transition diagram for basic reception control operation';
3. shall map the stored User ID and the SSRC of the user transmitting the media with instance of 'Transmission participant state transition diagram for basic reception control operation' created in step 2; and
4. shall remain in the 'U: reception controller' state.

#### 6.2.5.3.4 Receive Transmission end notify message (R: Transmission end notify)

Upon receiving a Transmission end notify message, the transmission participant:

1. shall inform the user about the media transmission ended by another user; and
2. shall remain in the 'U: reception controller' state.

#### 6.2.5.3.5 Receive MCVideo call release – step 1 (R: MCVideo call release - 1)

Upon receiving an MCVideo call release step 1 request from the application and signalling plane when the MCVideo call is going to be released or when the transmission participant is leaving the MCVideo call, the transmission participant:

1. shall stop receiving reception control messages;
2. shall request the MCVideo client to stop receiving RTP media packets; and
3. shall enter the 'Call releasing' state.

#### 6.2.5.4 State: 'U: pending request to receive'

##### 6.2.5.4.1 General

This state is part of the 'Transmission participant state transition diagram for basic reception control operation'. The transmission participant is in this state when the transmission participant is waiting for response to a Receive Media Request message.

In this state, the transmission participant can cancel the Receive Media Request at any time, even before actually receiving response to a Receive Media Request message.

The transmission participant shall start Timer T103 (Receive Media Request) and initialize the counter C103 (Receive Media Request) to 1 on entering in this state.

##### 6.2.5.4.2 Reception of Receive media response (rejected) message (R: RM response (rejected))

Upon receiving a rejected response for Receive media request message, the transmission participant:

1. if the first bit in the subtype of the Receive media response message is set to '1' (Acknowledgment is required) as described in subclause 9.2.2.1, shall send a Transmission control Ack message. The Transmission control Ack message:
  - a. shall include the Message Type field set to '7' (Receive media response); and
  - b. shall include the Source field set to '0' (the transmission participant is the source);
2. shall provide receive media rejected notification to the user;
3. may display the receive media rejected reason to the user using information in the Reject Cause field;
4. shall stop timer T103 (Receive Media Request); and
5. shall enter the 'terminated' state.



#### 6.2.5.4.3 Timer T103 (Receive media request) expired

On expiry of timer T103 (Receive Media Request) less than the upper limit of counter C103 (Receive Media Request) times the timer is allowed to expire, the transmission participant:

1. shall send a Receive Media Request message towards the transmission control server. The Receive Media Request message:
  - a. if a different priority than the normal priority is required, shall include the Reception Priority field with the priority not higher than negotiated with the transmission control server as specified in subclause 14.3.3; and
  - b. if the receive media request is a broadcast group call, system call, emergency call or an imminent peril call, shall include a Transmission Indicator field indicating the relevant call types;
2. shall restart timer T103 (Receive media request) and increment counter C103 (Receive Media Request) by 1; and
3. shall remain in the 'U: pending request to receive' state.

#### 6.2.5.4.4 Timer T103 (Receive Media Request) expired N times

When timer T103 (Receive Media Request) expires by the upper limit of counter C103 (Receive Media Request), the transmission participant:

1. shall provide a receive media request timeout notification to the user; and
2. shall enter the 'terminated' state.

#### 6.2.5.4.5 Reception of Receive media response (granted) message (R: RM response (granted))

Upon receiving a granted response for Receive media request message, the transmission participant:

1. if the first bit in the subtype of the Receive media response message is set to '1' (Acknowledgment is required) as described in subclause 9.2.2.1, shall send a Transmission control Ack message. The Transmission control Ack message:
  - a. shall include the Message Type field set to '7' (Receive media response); and
  - b. shall include the Source field set to '0' (the transmission participant is the source);
2. shall provide receive media success notification to the user;
3. if the Receive Media Indicator field is included and the B-bit is set to '1' (Broadcast group call), shall provide a notification to the user indicating the type of call;
4. shall stop timer T103 (Receive Media Request); and
5. shall enter the 'U: has permission to receive' state.

#### 6.2.5.4.6 Media reception request cancel (Click video reception end button)

Upon receiving an indication from the user to cancel the Receive Media Request, the transmission participant:

1. shall send a Media reception end request message towards the transmission control server The Media reception end request message:
  - a. if the session is a broadcast call and if the session was established as a normal call, shall include the Transmission Indicator with the A-bit set to '1' (Normal call); and
  - b. shall include the SSRC of user transmitting the media in the Media reception end request message;
2. shall remove the indication that the participant is overriding without revoke if this indication is stored;
3. shall remove the indication that the participant is overridden without revoke if this indication is stored;

4. shall stop timer T103 (Receive Media Request);
5. shall start timer T104 (Receive Media Release) and initialize counter C104 (Receive Media Release) to 1; and
6. shall enter the 'U: pending reception release' state.

### 6.2.5.5 State: 'U: has permission to receive'

#### 6.2.5.5.1 General

This state is part of the 'Transmission participant state transition diagram for basic reception control operation'. The transmission participant is in this state when the MCVideo client is permitted to receive RTP media.

In this state, the transmission participant can end the reception of RTP media at any time, even before actually receiving any media.

#### 6.2.5.5.2 Receive RTP media packets (R: RTP media)

Upon receiving indication from the transmission control server that encoded video is received from the source, the transmission participant:

1. shall receive the encoded video from the MCVideo server; and
2. shall remain in the 'U: has permission to receive' state.

#### 6.2.5.5.3 Media reception end request message (Click video reception end button)

Upon receiving an indication from the user to end the RTP media reception, the transmission participant:

1. shall send a Media reception end request message towards the transmission control server. The Media reception end request message:
  - a. if the session is a broadcast call and if the session was established as a normal call, shall include the Transmission Indicator with the A-bit set to '1' (Normal call); and
  - b. shall include the SSRC of user transmitting the media in the Media reception end request message;
2. shall remove the indication that the participant is overriding without revoke if this indication is stored;
3. shall remove the indication that the participant is overridden without revoke if this indication is stored;
4. shall start timer T104 (Receive Media Release) and initialize counter C104 (Receive Media Release) to 1; and
5. shall enter the 'U: pending reception release' state.

#### 6.2.5.5.4 Receive Media reception override notify message (R: Media Rx override notify)

Upon receiving a Media reception override notify message, the transmission participant:

1. shall inform the user that the permission to receive a RTP media is being overridden;
2. may give information to the user about the reason for overriding the received RTP media;
3. shall send a Media reception end request message towards the transmission control server;
4. shall start timer T104 (Receive Media Release) and initialize counter C104 (Receive Media Release) to 1; and
5. shall enter the 'U: pending reception release' state.

#### 6.2.5.5.5 Receive Media reception end request message (R: MRE request)

Upon receiving a Media reception end request message, the transmission participant:

1. if the first bit in the subtype of the Media reception end request message set to "1" (Acknowledgment is required) as described in subclause 8.3.2, shall send a Reception control Ack message. The Reception control Ack message:
  - a. shall include the Message Type field set to '2' (Media reception end request);
  - b. shall include the Source field set to '0' (the transmission participant is the source); and
  - c. shall include the Message Name field set to MCV2.
2. shall inform the user that the receiving RTP media is being ended;
3. may give information to the user about the reason for ending the received RTP media;
4. shall request the MCVideo client to discard any remaining buffered RTP media packets and stop displaying to user;
5. shall send a Media reception end response message towards the transmission control server;
6. may provide a Media reception end notification to the MCVideo user;
7. if the Receive Media Indicator field is included and the B-bit set to '1' (Broadcast group call), shall provide a notification to the user indicating the type of call; and
8. shall enter the 'terminated' state.

#### 6.2.5.5.6 Void

#### 6.2.5.6 State: 'U: pending reception release'

##### 6.2.5.6.1 General

This state is part of the 'Transmission participant state transition diagram for basic reception control operation'. The transmission participant is in this state when the transmission participant is waiting for response to a MRE request message.

Timer T104 (Receive Media Release) is running in this state.

##### 6.2.5.6.2 Timer T104 (Receive Media Release) expired

On expiry of timer T104 (Receive Media Release) less than the configurable number of the upper limit of counter C104 (Receive Media Release) times, the transmission participant:

1. shall send a MRE request message towards the transmission control server;
2. shall restart timer T104 (Receive Media Release) and increment counter C104 (Receive Media Release) by 1;  
and
3. shall remain in state 'U: pending reception release'.

##### 6.2.5.6.3 Timer T104 (Receive media release) expired N times

When timer T104 (Receive media Release) expires by the upper limit of counter C104 (Receive Media Release) times, the transmission participant:

1. shall enter the 'terminated' state.

##### 6.2.5.6.4 Receive Media Reception End Response message (R: MRE response)

Upon receiving a MRE response message, the transmission participant:

1. if the first bit in the subtype of the MRE response message to '1' (Acknowledgment is required) as described in subclause 9.2.2.1, shall send a Transmission control Ack message. The Transmission control Ack message:

- a. shall include the Message Type field set to '3' (Media reception end response); and
- b. shall include the Source field set to '0' (the transmission participant is the source);
2. may provide a Media reception end notification to the MCVideo user;
3. if the Receive Media Indicator field is included and the B-bit set to '1' (Broadcast group call), shall provide a notification to the user indicating the type of call;
4. shall stop timer T104 (Receive Media Release); and
5. shall enter the 'terminated' state.

6.2.5.6.5          Void

6.2.5.7          Void

6.2.5.7.1          Void

6.2.5.7.2          Void

6.2.5.7.3          Void

6.2.5.8          State: 'U: terminated'

6.2.5.8.1          General

This state is part of the 'Transmission participant state transition diagram for basic reception control operation'. On entering this state, the transmission participant:

1. shall delete the instance of this basic reception control state machine; and
2. if the session was initiated as a broadcast group call, shall indicate to the 'Transmission participant state transition diagram for general reception control operation' state machine to move to 'Call releasing' state.

6.2.5.9          State: 'Call releasing'

6.2.5.9.1          General

This state is part of the 'Transmission participant state transition diagram for general reception control operation'. The transmission participant is in this state while waiting for the application and signalling plane to finalize the disconnection of an MCVideo call.

6.2.5.9.2          Receive MCVideo call release – step 2 (R: MCVideo call release - 2)

Upon receiving an MCVideo call release step 2 request from the application and signalling, the transmission participant:

1. shall release all resources including any running timers associated with the MCVideo call;
2. shall terminate all instance(s) of the 'Transmission participant state transition diagram for basic reception control operation'; and
3. shall enter the 'Start-stop' state and terminate the current instance of the 'Transmission participant state transition diagram for general reception control operation'.

## 6.3 Transmission control server procedures

### 6.3.1 General

The transmission control server arbitration logic in the transmission control server shall support the procedures in subclauses 6.3.2 and 6.3.3 and shall behave according to the transmission control server state transition diagram for 'general transmission control operation' in subclause 6.3.4.

The transmission control interface towards the MCVideo client in the transmission control server shall behave according to the transmission control server state transition diagram for 'basic transmission control operation towards the transmission participant' as specified in subclause 6.3.5.

The reception control arbitration logic in the transmission control server shall support the procedures in subclauses 6.3.2 and 6.3.3 and shall behave according to the reception control server state transition diagram for 'general reception control operation' in subclause 6.3.6.

The transmission control interface towards the MCVideo client in the transmission control server shall behave according to the transmission control server state transition diagram for 'basic reception control operation towards the transmission participant' as specified in subclause 6.3.7.

### 6.3.2 Controlling MCVideo function procedures at MCVideo call initialization

#### 6.3.2.1 General

The subclause 6.3.2.2 describes the initial procedures when a new SIP session is establishing a group session or a private session with transmission control.

#### 6.3.2.2 Initial procedures

When an MCVideo call is established a new instance of the transmission control server state machine for 'general transmission control operation' is created.

For each MCVideo client added to the MCVideo call, a new instance of the transmission control server state machine for 'basic transmission control operation towards the transmission participant' is added.

If the optional "mc\_queueing" feature is supported and has been negotiated as specified in clause 14, the transmission control server could queue the implicit transmission control request for the media-transmission control entity.

The original initial SIP INVITE request or SIP REFER request to establish an MCVideo chat group call or to rejoin an ongoing MCVideo call is not handled as an implicit transmission control request message by the transmission control server unless explicitly stated in the SIP INVITE request or in the SIP REFER request.

The permission to send media to the inviting MCVideo client due to implicit transmission control request is applicable to both confirmed indication and unconfirmed indication.

When the first unconfirmed indication is received from the invited participating MCVideo function (see 3GPP TS 24.281 [2]) the transmission control server optionally can give an early indication to send RTP media packets, to the inviting MCVideo client.

If an early indication to send RTP media packets is given to the inviting MCVideo client, the transmission participant is granted the permission to send media and the MCVideo server buffers RTP media packets received from the MCVideo client at least until the first invited MCVideo client accepts the invitation or until the RTP media packet buffer exceeds its maximum limit to store RTP media packets.

If the MCVideo server does not support or does not allow media buffering then when an early indication to send RTP media packets is not given to the inviting MCVideo client, the transmission participant is granted the permission to send media when the first invited MCVideo client accepts the media.

Before the transmission control server sends the first transmission control message in the MCVideo call, the transmission control server has to assign itself a SSRC identifier to be included in media transmission control messages

and quality feedback messages if the MCVideo server is supporting that option. A suitable algorithm to generate the SSRC identifier is described in IETF RFC 3550 [3].

The transmission participant and the transmission control server can negotiate the maximum priority level that the transmission participant is permitted to request. The transmission control server can pre-empt the current sender based on the negotiated maximum priority level that the transmission participant is permitted to request and the priority level included in the Transmission Media Request message.

**NOTE:** The maximum priority level that a transmission participant can use is negotiated as specified in subclause 14.3.3 and is based on group configuration data retrieved by the controlling MCVideo function from the group management server as described in 3GPP TS 24.481 [12] and service configuration data retrieved by the controlling MCVideo function from the configuration management server as described in 3GPP TS 24.484 [13].

The transmission participant and the transmission control server can negotiate queueing of Transmission requests using the "mc\_queueing" fmp attribute as described in clause 14. If queueing is supported and negotiated, the transmission control server queues the transmission control request if a Transmission Media Request message is received when another transmission participant has the transmission and the priority of the current speaker is the same or higher.

### 6.3.3 MCVideo transmission control procedures at MCVideo call release

When an MCVideo client leaves an MCVideo call and the MCVideo call remains ongoing with the other MCVideo clients, the transmission control server follows a two-step procedure.

- Step 1 The MCVideo server stops sending transmission control messages and RTP media packets to the MCVideo client leaving the MCVideo call and the MCVideo server discards transmission control messages and RTP media packets received from the MCVideo client leaving the MCVideo call.
- Step 2 When the application and signalling plane has determined that the MCVideo call with this transmission participant has been released, the corresponding instance of the transmission control server state machine for 'basic transmission control operation towards the transmission participant' is released.

When an MCVideo call is released, the transmission control server follows a two-step procedure.

- Step 1 The MCVideo server stops sending transmission control messages and RTP media packets to all transmission participants in the MCVideo call.
- Step 2 When the application and signalling plane has determined that the MCVideo call has been released, the corresponding instance of the transmission control server state machine for 'general transmission control operation' are also terminated, along with any 'basic transmission control operation towards the transmission participant' state machines for the transmission participants of this call.

The transmission control server state machine for general transmission control operation initiates the MCVideo call release depending on the release policy specified in 3GPP TS 24.281 [2].

### 6.3.4 Transmission control server state transition diagram for general transmission control operation

#### 6.3.4.1 General

The transmission control server arbitration logic in the transmission control server shall behave according to the state diagram and state transitions specified in this subclause.

Figure 6.3.4.1-1 shows the general transmission control operation states (G states) and the state transition diagram.



### 6.3.4.2 State: 'Start-stop'

#### 6.3.4.2.1 General

When a new instance of the 'general transmission control operation' state machine is initiated, before any transmission control related input is applied, the state machine is in 'Start-stop' state. Similarly when the call is released the state machine shall return to the 'Start-stop' state or the related MCVideo call is released.

#### 6.3.4.2.2 MCVideo call initialization

When an MCVideo call is initiated as specified in 3GPP TS 24.281 [2] and

1. if a confirmed indication is required and at least one invited MCVideo client has accepted the invitation;
2. if a confirmed indication is not required; or

then the transmission control arbitration logic in the transmission control server:

1. shall create an instance of the 'general transmission control operation' state machine;
2. shall wait for the 'basic transmission control operation towards the transmission participant' to be initialized before continuing the following steps;
3. when the 'basic transmission control operation towards the transmission participant' state machine is initialized and the initialised session is not a temporary group session:
  - a. if the "mc\_granted" fmp attribute is not negotiated as specified in clause 14:
    - i. if the transmission control server is granting an implicit Transmission request at MCVideo call establishment, shall act as if a Transmission Media Request message was received and perform the actions specified in subclause 6.3.4.3.3; or
    - ii. if the transmission control server is not granting an implicit Transmission request at MCVideo call establishment, shall enter the 'G: Transmit Idle' state as specified in subclause 6.3.4.3.2; or
  - b. if the "mc\_granted" fmp attribute is negotiated as specified in clause 14, shall enter the 'G: Transmit Taken' state as specified in subclause 6.3.4.4.2.

### 6.3.4.3 State: 'G: Transmit Idle'

#### 6.3.4.3.1 General

The transmission control arbitration logic in the transmission control server is in this state when no MCVideo user currently has permission to send media.

Timer T1 (Inactivity) and timer T2 (Transmit Idle) can be running when the transmission control arbitration logic in the transmission control server is in this state.

#### 6.3.4.3.2 Enter the 'G: Transmit Idle' state

When entering this state from any state except the 'Start-stop' state and if no MCVideo client negotiated support of queueing Transmission requests as described in clause 14, the transmission control arbitration logic in the transmission control server:

1. if the active Transmission request queue is empty the transmission control server:
  - a. shall send Transmission Idle message to all transmission participants. The Transmission Idle message:
    - i. shall include a Message Sequence Number field with a Message Sequence Number value increased with 1; and
    - ii. if a group call is a broadcast group call, a system call, an emergency call, an imminent peril call, or a temporary group session, shall include the Transmission Indicator field with appropriate indications;



- b. shall start timer T2 (Transmit Idle) and initialise counter C2 (Transmit Idle) to 1;
  - c. shall start timer T1 (Inactivity);
  - d. shall set the general state to the 'G: Transmit Idle' state; and
  - e. shall initialise counter Cx (Simultaneous transmission video) to 0.
2. if the active Transmission request queue is not empty the transmission control server:
- a. shall select a queued Transmission request from the top of the active Transmission request queue;
  - b. shall remove that queued Transmission request from the active Transmission request queue; and
  - c. shall enter the 'G: Transmit Taken' state as specified in the subclause 6.3.4.4.2 with respect to that transmission participant.

#### 6.3.4.3.3 Receive Transmission Media Request message (R: Transmission Media Request)

Upon receiving a Transmission request message (from a transmission participant that is permitted to make a Transmission request) the transmission control arbitration logic in the transmission control server:

1. shall reject the request if one of the following conditions is fulfilled:
- a. if there is only one MCVideo client in the MCVideo call; and
  - b. <on-network-recvonly> element is present in the <entry> element as specified 3GPP TS 24.481 [12] for the associated transmission participant;
2. if the Transmission request is rejected the transmission control server:
- a. shall send the Transmission Reject message. The Transmission Reject message:
    - i. shall include in the Reject Cause field the <Reject Cause> value:
      - A. cause #3 (Only one participant), if there is only one MCVideo client in the MCVideo call; or
      - B. cause #5 (Receive only), if the <on-network-recvonly> element is present in the <entry> element as specified in 3GPP TS 24.481 [12] for the associated transmission participant;
    - ii. may include an additional text string explaining the reason for rejecting the Transmission request in the <Reject Phrase> value of the Reject Cause field; and
  - b. shall remain in the 'G: Transmit Idle' state; and
3. if the Transmission request is granted the transmission control server:
- a. shall stop timer T1 (Inactivity);
  - b. shall stop timer T2 (Transmit Idle);
  - c. shall store the SSRC of transmission participant granted the permission to send media until the transmission is released associated to that Transmission request;
  - d. shall enter the 'G: Transmit Taken' state as specified in the subclause 6.3.4.4.2.

#### 6.3.4.3.4 Timer T2 (Transmit Idle) expired

On expiry of timer T2 (Transmit Idle) the transmission control arbitration logic in the transmission control server:

- 1. shall restart timer T2 (Transmit Idle) and increment counter C2 (Transmit Idle) by 1 if counter C2 (Transmit Idle) has not reached its upper limit;
- 2. shall send a Transmission Idle message to all transmission participants in the MCVideo call if counter C2 (Transmit Idle) has not reached its upper limit. The Transmission Idle message:

- a. shall include a Message Sequence Number field with a <Message Sequence Number> value increased with 1; and
3. shall remain in the 'G: Transmit Idle' state.

#### 6.3.4.3.5 Timer T1 (Inactivity) expired

On expiry of timer T1 (Inactivity) the transmission control arbitration logic in the transmission control server based on a configurable service provider policy either:

1. shall indicate to the application and signalling plane that timer T1 (Inactivity) has expired;
2. if the application and signalling planes initiates MCVideo call release, shall enter the 'Releasing' state; and
3. if the application and signalling planes do not initiate MCVideo call release:
  - a. should restart the T1 (Inactivity) timer; and
  - b. shall remain in the 'G: Transmit Idle' state.

#### 6.3.4.3.6 Receive an implicit Transmission request (R: Implicit Transmission request)

Upon receiving an implicit Transmission request due to an upgrade to an emergency group call or due to an upgrade to imminent peril call, the transmission control arbitration logic in the transmission control server:

1. shall reject the request if there is only one MCVideo client in the MCVideo call;
2. if the Transmission request is rejected the transmission control server:
  - a. shall send the Transmission Reject message. The Transmission Reject message:
    - i. shall include in the Reject Cause field the <Reject Cause> value cause #3 (Only one participant); and
    - ii. may include in the Reject Cause field an additional text string explaining the reason for rejecting the Transmission request in the <Reject Phrase> value; and
  - b. shall remain in the 'G: Transmit Idle' state; and
3. if the Transmission request is granted the transmission control server:
  - a. shall stop the timer T1 (Inactivity);
  - b. shall stop the timer T2 (Transmit Idle);
  - c. shall store the SSRC of transmission participant granted the permission to send media until the transmission is released associated to that Transmission request; and
  - d. shall enter the 'G: Transmit Taken' state as specified in the subclause 6.3.4.4.2.

#### 6.3.4.4 State: 'G: Transmit Taken'

##### 6.3.4.4.1 General

The transmission control arbitration logic in the transmission control server uses this state when it has permitted at least one of the MCVideo clients in the MCVideo call to send media.

Timer T4 (Transmission Grant) is running to guarantee reliable delivery of the Transmission Grant message, if the granted Transmission request was queued.

##### 6.3.4.4.2 Enter the 'G: Transmit Taken' state

When entering this state the transmission control arbitration logic in the transmission control server:

1. shall send a Transmission Grant message to the requesting transmission participant. The Transmission Grant message:

- a. shall include the granted priority in the Transmission priority field;
  - b. shall increment counter Cx (Simultaneous transmission video) by 1 if counter Cx (Simultaneous transmission video) has not reached its upper limit; and
  - c. if a group call is a broadcast group call, system call, emergency call, an imminent peril call or a temporary group session, shall include the Transmission Indicator field with appropriate indications;
2. shall start timer T4 (Transmission Grant) if the Transmission request was queued and initialise the counter C4 (Transmission Grant) to 1;
  3. shall send Media Transmission notify message to the reception control arbitration logic. The Media Transmission notification message:
    - a. shall include the granted MCVideo users MCVideo ID in the Granted Party's Identity field, if privacy is not requested;
    - b. shall include a Message Sequence Number field with a Message Sequence Number value increased with 1;
    - c. if the session is a broadcast group call, shall include the Permission to Request the Transmission field set to '0';
    - d. if the session is not a broadcast group call, may include the Permission to Request the Transmission field set to '1'; and
    - e. if a group call is a broadcast group call, a system call, an emergency call, an imminent peril call, or a temporary group session, shall include the Transmission Indicator field with appropriate indications;
    - f. shall initiate the 'general reception control operation' state machine.
  4. shall enter the 'G: Transmit Taken' state.

#### 6.3.4.4.5 Receive RTP media packets (R: RTP media)

Upon receiving an indication from the media distributor in the MCVideo server that RTP media packets are received from the permitted MCVideo client, the transmission control arbitration logic in the transmission control server:

1. shall stop timer T4 (Transmission Grant), if running;
2. shall instruct the media distributor to forward the RTP media packets to MCVideo clients according to local policy and reception control machine state; and
3. shall remain in the 'G: Transmit Taken' state.

#### 6.3.4.4.6 Receive Transmission End Request message (R: Transmission End Request)

Upon receiving a Transmission End Request message the transmission control arbitration logic in the transmission control server:

1. shall decrement counter Cx (Simultaneous transmission video) by 1 if counter Cx (Simultaneous transmission video) has not reached its lower limit;
2. shall request the media distributor in the MCVideo server to stop forwarding RTP media packets for the requesting participant;
3. shall stop timer T4 (Transmission grant), if running;
4. shall send a Transmission End Response message; and
5. if Cx (Simultaneous transmission video) has reached its lower limit, shall enter the 'G: Transmit Idle' state as specified in the subclause 6.3.4.3.2.

#### 6.3.4.4.7A Receive Transmission Media Request message without pre-emptive priority (R: Transmission Media Request)

Upon receiving a Transmission Media Request message the transmission control arbitration logic in the transmission control server:

1. shall reject the request if one of the following conditions is fulfilled:
  - a. if the counter Cx (Simultaneous transmission video) has reached its upper limit and did not negotiate queueing; and
  - b. <on-network-recvonly> element is present in the <entry> element as specified 3GPP TS 24.481 [12] for the associated transmission participant;
2. if the request is rejected the transmission control server:
  - a. shall send the Transmission Media Deny message. The Transmission Media Deny message:
    - i. shall include in the Reject Cause field the <Reject Cause> value - cause #5 (Receive only), if the <on-network-recvonly> element is present in the <entry> element as specified in 3GPP TS 24.481 [12] for the associated transmission participant;
    - ii. may include an additional text string explaining the reason for rejecting the transmission request in the <Reject Phrase> value of the Reject Cause field; and
  - b. shall remain in the 'G: Transmission Taken' state.
3. if counter Cx (Simultaneous transmission video) has not reached its upper limit:
  - a. if the Transmission Media request is granted the transmission control server:
    - i. shall perform the actions specified in the subclause 6.3.4.4.2;

#### 6.3.4.4.7 Receive Transmission Media Request message with pre-emptive priority (R: pre-emptive Transmission Media Request)

On receipt of a Transmission request message with effective priority indicating pre-emptive priority, the transmission control arbitration logic in the transmission control server:

1. if counter Cx (Simultaneous transmission video) has not reached its upper limit:
  - i. shall perform the actions specified in the subclause 6.3.4.4.2;
2. if the counter Cx (Simultaneous transmission video) has not reached its upper limit, and if the effective priority of the transmission participants with permission to send media is not the pre-emptive priority, based on local policy:
  - a. select one of the transmission participants with permission to send media without the pre-emptive priority revoke the current speaker;
  - b. shall stop timer T4 (Transmission Grant), if running;
  - c. shall include a Reject Cause field with the <Reject Cause> value set to #4 (Media Transmission pre-empted) in the Transmission Revoke message sent in subclause 6.3.4.5.2;
  - d. shall enter the 'G: pending Transmission Revoke' state as specified in the subclause 6.3.4.5.2;
  - e. shall insert the transmission participant into the active Transmission request queue to the position in front of all queued requests, if not inserted yet or update the position of the transmission participant in the active Transmission request queue to the position in front of all other queued requests, if already inserted; and
  - f. shall send a Queue Position Info message to the requesting transmission participant, if negotiated support of queueing of Transmission requests as specified in clause 14. The Queue Position Info message:
    - i. include the queue position and transmission priority in the Queue Info field.

#### 6.3.4.4.8 Receive Transmission request message from permitted transmission participant (R: Transmission Media Request)

Upon receiving a Transmission request message from the transmission participant that has been granted permission to send media, the transmission control arbitration logic in the transmission control server:

1. shall send a Transmission Grant message to the previously granted transmission participant. The Transmission Grant message:
  - a. shall include the granted priority in the Transmission priority field; and
2. shall remain in the 'G: Transmit Taken' state.

#### 6.3.4.4.9 Timer T4 (Transmission Grant) expired

On expiry of timer T4 (Transmission Grant), the transmission control arbitration logic in the transmission control server:

1. shall send a Transmission Grant message to the granted transmission participant if counter C4 (Transmission Grant) has not reached its upper limit: The Transmission Grant message:
  - a. shall include the granted priority in the Transmission priority field; and
  - b. if a group call is a broadcast group call, a system call, an emergency call, an imminent peril call, or a temporary group session, shall include the Transmission Indicator field with appropriate indications;
2. shall start timer T4 (Transmission Grant) and increment counter C4 (Transmission Grant) by 1 if counter C4 (Transmission Grant) has not reached its upper limit; and
3. shall remain in the 'G: Transmit Taken' state.

#### 6.3.4.4.10 Timer T4 (Transmission Grant) expired N times

When timer T4 (Transmission Grant) expires and counter C4 (Transmission Grant) reaches its upper limit, the transmission control arbitration logic in the transmission control server:

1. shall remain in the 'G: Transmit Taken' state.

#### 6.3.4.4.11 Permitted MCVideo client release (R: client release)

If the transmission control server receives an indication from the transmission control interface towards the MCVideo client that the MCVideo client has started to disconnect from the MCVideo call, the transmission control arbitration logic in the transmission control server:

1. if the counter Cx (Simultaneous transmission video) equals 1, shall enter the 'G: Transmit Idle' state as specified in the subclause 6.3.4.3.2.

#### 6.3.4.4.12 Receive an implicit Transmission request (R: Implicit Transmission request)

Upon receiving an implicit Transmission request due to an upgrade to an emergency group call or due to an upgrade to imminent peril call, the transmission control arbitration logic in the transmission control server:

1. if counter Cx (Simultaneous transmission video) has not reached its upper limit:
  - a. shall perform the actions specified in the subclause 6.3.4.4.2;
2. if counter Cx (Simultaneous transmission video) has reached its upper limit:
  - a. select one of the transmission participants with permission to send media without the pre-emptive priority or low effective priority;
  - b. shall stop timer T4 (Transmission Grant), if running;
  - c. shall set the Reject Cause field in the Transmission Revoke message to #4 (Media Transmission pre-empted);

- d. shall enter the 'G: pending Transmission Revoke' state as specified in the subclause 6.3.4.5.2;
- e. shall insert the transmission participant into the active Transmission request queue to the position in front of all queued requests, if not inserted yet or update the position of the transmission participant in the active Transmission request queue to the position in front of all other queued requests, if already inserted; and
- f. shall send a Transmission Queue Position Info message to the requesting transmission participant, if negotiated support of queueing Transmission requests as specified in clause 14. The Queue Position Request message:
  - i. shall include the queue position and transmission priority in the Queue Info field; and
  - ii. if a group call is a broadcast group call, a system call, an emergency call, an imminent peril call, or a temporary group session, shall include the Transmission Indicator field with appropriate indications.

#### 6.3.4.4.13 Send Transmission End Request message (S: Transmission End Request)

Upon receiving a Transmission End Request message, the transmission control arbitration logic in the transmission control server:

- 1. shall stop timer T4 (Transmission grant), if running;
- 2. shall include a Reject Cause field with the <Reject Cause> value set to #8 (No receiving participant,) in the Transmission End Request message sent in subclause 6.3.4.5.2;
  - i. may include an additional text string explaining the reason for rejecting the Transmission request in the <Reject Phrase> value of the Reject Cause field; and
- 3. shall enter the 'G: pending Transmission Revoke' state as specified in the subclause 6.3.4.5.2.

#### 6.3.4.5 State: 'G: pending Transmission Revoke'

##### 6.3.4.5.1 General

The transmission control arbitration logic in the transmission control server uses this state after having sent a Transmission Revoke or Transmission End Request message to the permitted transmission participant.

In this state the MCVideo server forwards RTP media packets to the other transmission participants in the MCVideo call.

NOTE : As the functionality of both Transmission End Request message and Transmission Revoke message sent from server is mostly same on client and server side, currently the handling of Transmission End Request message is added in 'G: pending Transmission Revoke' state. A new state can also be created later for this purpose if required.

##### 6.3.4.5.2 Enter the 'G: pending Transmission Revoke' state

When entering this state the transmission control arbitration logic in the transmission control server:

- 1. shall send the Transmission Revoke or Transmission End Request message to the permitted transmission participant. The Transmission Revoke or Transmission End Request message:
  - a. shall include the reason for sending the Transmission Revoke or Transmission End Request message in the <Reject Cause> value in the Reject Cause field; and
  - b. if a group call is a broadcast group call, a system call, an emergency call, an imminent peril call, or a temporary group session, shall include the Transmission Indicator field with appropriate indications; and
- 2. shall set the general state to 'G: pending Transmission Revoke'.

#### 6.3.4.5.3 Receive RTP media packets (R: RTP media)

Upon receiving an indication from the media distributor in the MCVideo server that RTP media packets are received from the permitted transmission participant the transmission control server:

1. shall instruct the media distributor to forward the RTP media packets to MCVideo clients according to local policy; and
2. shall remain in the 'G: pending Transmission Revoke' state.

#### 6.3.4.5.4 Receive Transmission End Request message (R: Transmission End Request)

Upon receiving a Transmission End Request message the transmission control arbitration logic in the transmission control server:

1. shall request the media distributor in the MCVideo server to stop forwarding RTP media packets for the requesting transmission participant; and
2. shall decrease Cx (Simultaneous transmission video) by 1 if Cx (Simultaneous transmission video) has not reached its lower limit;
3. shall send a Transmission End Response message;
4. if Cx (Simultaneous transmission video) has reached lower limit, enter the 'G: Transmit Idle' state as specified in the subclause 6.3.4.3.2.
5. if Cx (Simultaneous transmission video) has not reached lower limit and if the active Transmission request queue is not empty the transmission control server:
  - a. shall select a queued Transmission request from the top of the active Transmission request queue;
  - b. shall remove that queued Transmission request from the active Transmission request queue; and
  - c. shall enter the 'G: Transmit Taken' state as specified in the subclause 6.3.4.4.2 with respect to that transmission participant.

#### 6.3.4.5.5 Void

#### 6.3.4.5.6 Void

#### 6.3.4.5.7 Receive Transmission End Response message (R: Transmission End Response)

Upon receiving a Transmission End Response message, the transmission control arbitration logic in the transmission control server:

1. shall request the media distributor in the MCVideo server to stop forwarding RTP media packets for the requesting transmission participant; and
2. shall decrease Cx (Simultaneous transmission video) by 1 if Cx (Simultaneous transmission video) has not reached its lower limit;
3. if Cx (Simultaneous transmission video) has reached lower limit, enter the 'G: Transmit Idle' state as specified in the subclause 6.3.4.3.2.
4. if Cx (Simultaneous transmission video) has not reached lower limit and if the active Transmission request queue is not empty the transmission control server:
  - a. shall select a queued Transmission request from the top of the active Transmission request queue;
  - b. shall remove that queued Transmission request from the active Transmission request queue; and
  - c. shall enter the 'G: Transmit Taken' state as specified in the subclause 6.3.4.4.2 with respect to that transmission participant.

### 6.3.4.6 In any state

#### 6.3.4.6.1 General

This subclause describes the actions to be taken in all states defined for the general state diagram with the exception of the 'Start-stop' state.

#### 6.3.4.6.2 Receive MCVideo call release - 1

This subclause is used by the transmission control arbitration logic in the transmission control server when an MCVideo call is released.

Upon receiving an MCVideo call release step 1 request from the application and signalling plane the transmission control arbitration logic in the transmission control server:

1. shall request the media distributor in the MCVideo server to stop sending RTP media packets MCVideo clients; and
2. shall enter the 'Releasing' state.

### 6.3.4.7 State: 'Releasing'

#### 6.3.4.7.1 General

The transmission control arbitration logic in the transmission control server uses this state while waiting for the application and signalling plane to finalize the disconnection of an MCVideo call.

#### 6.3.4.7.2 Receive MCVideo call release - 2

Upon receiving an MCVideo call release step 2 request from the application and signalling plane, the transmission control arbitration logic in the transmission control server:

1. shall release all resources reserved in the media plane including the instances used for the 'Transmission control server state transition diagram for general transmission control operation', and 'Transmission control server state transition diagram for basic transmission control operation towards the transmission participant' state machines and any running timers associated with the state machines; and
2. shall enter the 'Start-stop' state.

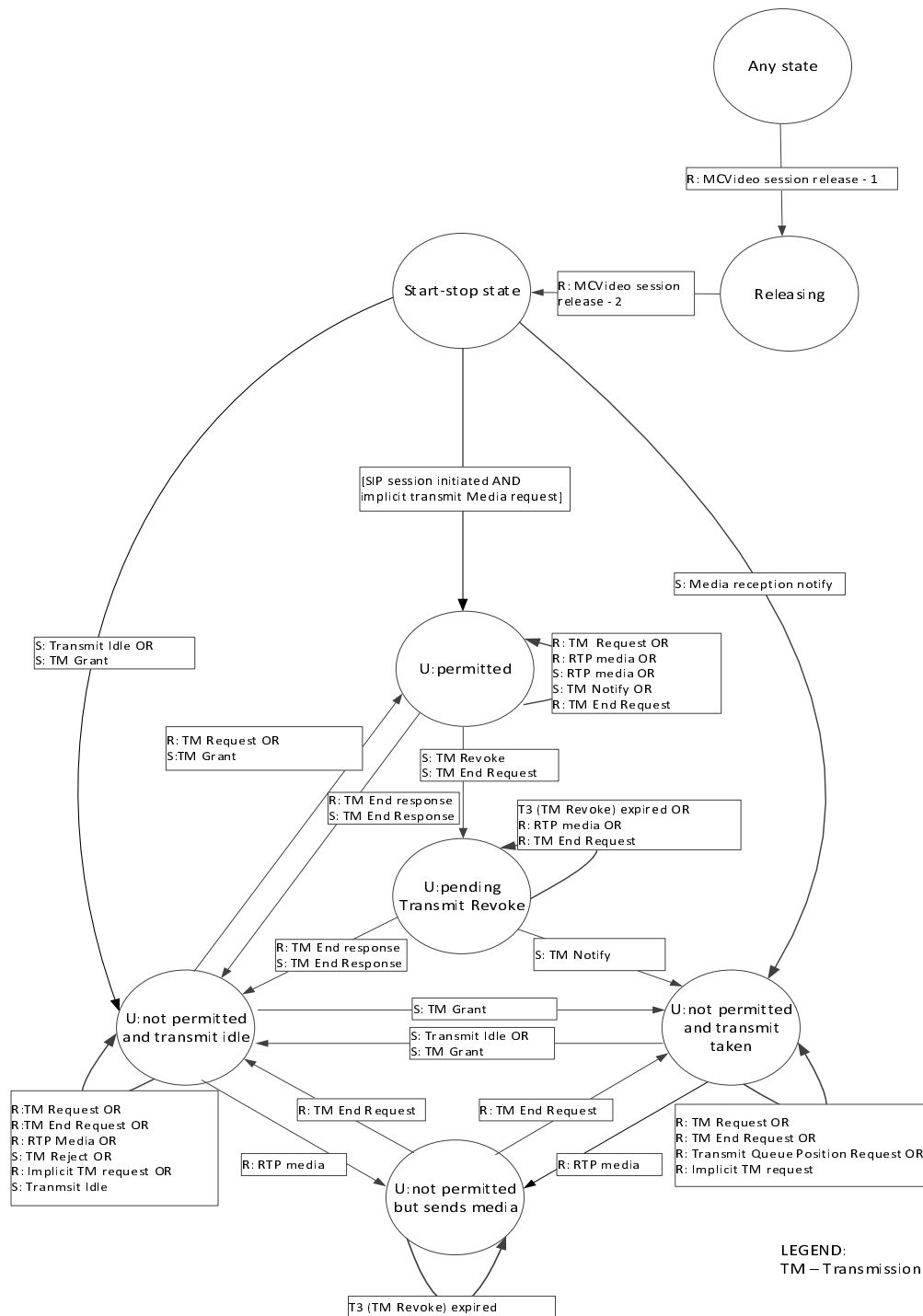
## 6.3.5 Transmission control server state transition diagram for basic transmission control operation towards the transmission participant

### 6.3.5.1 General

The transmission control interface towards the MCVideo client in the transmission control server shall behave according to the state diagram and state transitions specified in this subclause.

Figure 6.3.5.1-1 shows the states and state transitions for an associated transmission participant in the transmission control server.





**Figure 6.3.5.1-1: Transmission control server state transition diagram for basic transmission control operation towards the transmission participant**

The transmission control interface towards the MCVideo client in the transmission control server shall create one instance of the 'basic transmission control operations' state machine towards the MCVideo client for every transmission participant served by the transmission control server as follows:

1. For pre-arranged group call in case of an originating MCVideo call, the 'basic transmission control operation towards the transmission participant' state machine shall be created when the MCVideo server sends the SIP 200 (OK) response towards the originating MCVideo client.
2. For pre-arranged group call in case of a terminating MCVideo call, the 'basic transmission control operation towards the transmission participant' state machine shall be created when the transmission control server receives the SIP 200 (OK) response.

3. For chat group call the 'basic transmission control operation state machine towards the transmission participant' shall be created when the MCVideo server sends the SIP 200 (OK) response to the received initial SIP INVITE request.

The transmission participant associated to the 'basic transmission control operation towards the transmission participant' state machine is here referred to as the "associated transmission participant".

The external inputs to the state machine are:

1. directives coming from the transmission control arbitration logic;
2. transmission messages sent by the transmission participants;
3. media; and
4. in certain cases, SIP messages used for call handling.

If transmission control messages or RTP media packets arrives in a state where there is no procedure specified in the following subclauses, the transmission control interface towards the MCVideo client in the transmission control server:

1. shall discard the transmission control message;
2. shall request the network media interface in the MCVideo server to discard any received RTP media packet; and
3. shall remain in the current state.

State details are explained in the following subclauses.

### 6.3.5.2 State: 'Start-stop'

#### 6.3.5.2.1 General

When a new instance of the 'basic transmission control operations towards the transmission participant' state machine is created, before any transmission control related input is applied, the state machine is in the 'Start-stop' state. Similarly when the call is released the state machine shall return to the Start-Stop state.

An association between the transmission control server and a transmission participant in the MCVideo client is created, when the state machine is created; and

1. in case of an originating MCVideo call, when the MCVideo server sends the SIP 200 (OK) response to the originating MCVideo client; and
2. in case of a terminating MCVideo call, when the transmission control server receives the SIP 200 (OK) response sent from the terminating MCVideo client.

#### 6.3.5.2.2 SIP Session initiated

When a SIP Session is established and if the session is a normal group call session:

NOTE 1: Temporary group call is not supported in this release. Normal group call contains pre-arranged group call, chat group call, broadcast group call.

1. if an MCVideo client initiates an MCVideo call with an implicit Transmission request, and the MCVideo call does not exist yet, the transmission control interface towards the MCVideo client in the transmission control server:
  - a. shall initialize a general state machine as specified in subclause 6.3.4.2.2; and

NOTE 2: In the subclause 6.3.4.2.2 the 'general transmission control operation' state machine will continue with the initialization of the 'general transmission control operation' state machine.

- b. shall enter the state 'U: permitted' as specified in the subclause 6.3.5.5.2;

2. if the associated MCVideo client rejoins an ongoing MCVideo call without an implicit Transmission request or initiates or joins a chat group call without an implicit Transmission request or attempts to initiate an already existing MCVideo call without an implicit Transmission request, and
    - a. if an MCVideo call already exists but no MCVideo client has the permission to send a media, the transmission control interface towards the MCVideo client in the transmission control server:
      - i. should send a Transmission Idle message to the MCVideo client. The Transmission Idle message:
        - A. shall include a Message Sequence Number field with a Message Sequence Number value increased with 1; and
        - B. if a group call is a broadcast group call, a system call, an emergency call, an imminent peril call, or a temporary group session, shall include the Transmission Indicator field with appropriate indications; and
      - ii. shall enter the state 'U: not permitted and Transmit Idle' as specified in the subclause 6.3.5.5.2;
    - b. if an MCVideo call is initiated, the transmission control interface towards the MCVideo client in the transmission control server:
      - i. shall enter the state 'U: not permitted and Transmit Idle' as specified in the subclause 6.3.5.5.2; and
      - ii. shall initialize a general state machine as specified in subclause 6.3.4.2.2; and
- NOTE 3: In the subclause 6.3.4.2.2 the general state machine will continue with the initialization of the general state machine.
- c. if other MCVideo clients have the permission to send a media, the transmission control interface towards the MCVideo client in the transmission control server:
    - i. should send a Media Transmission Notify message to the reception control arbitration logic. The Media Transmission Notify message:
      - A. shall include the granted MCVideo users MCVideo ID in the Granted Party's Identity field, if privacy is not requested;
      - B. shall include a Message Sequence Number field with a <Message Sequence Number> value increased with 1;
      - C. if the session is a broadcast group call, shall include the Permission to Request the transmission field set to '0';
      - D. if the session is not a broadcast group call, may include the Permission to Request the transmission field set to '1'; and
      - E. if a group call is a broadcast group call, a system call, an emergency call, an imminent peril call, or a temporary group session, shall include the Transmission Indicator field with appropriate indications
      - F. initiates a instance of 'basic reception control operations towards the transmission participant' state machine.
    - ii. shall enter the 'U: not permitted and Transmit Taken' state as specified in the subclause 6.3.5.4.2;
- NOTE 3: For multiple MCVideo clients have the permission to send a media, the following Media Transmission notify messages will be handle as in 'U: not permitted and Media Transmission Notify' state as specified in the subclause 6.3.5.4.2.
3. if the associated transmission participant attempts to initiate an already existing MCVideo call with an implicit Transmission request, and
    - a. if no MCVideo client has the permission to send media, the transmission control interface towards the MCVideo client in the transmission control server:
      - i. shall processes the implicit Transmission request as if a Transmission Media Request message was receive as specified in subclause 6.3.4.3.3; and

- ii. shall enter the state 'U: permitted' as specified in the subclause 6.3.5.5.2; b. if the MCVideo client negotiated support of queueing Transmission requests as specified in clause 14 and if other MCVideo clients have the permission to send media and if Cx (Simultaneous Transmission video) has not reached its upper limit, the transmission control interface towards the MCVideo client in the transmission control server:
  - i. shall process the implicit Transmission request as if a Transmission Media Request message was received as specified in subclause 6.3.4.4.12; and
  - ii. shall enter the state 'U: permitted' as specified in the subclause 6.3.5.5.2;
- c. if the MCVideo client negotiated support of queueing Transmission requests as specified in clause 14 and if other MCVideo clients have the permission to send media and if Cx (Simultaneous Transmission video) has reached its upper limit, the transmission control interface towards the MCVideo client in the transmission control server:
  - i. shall set the priority level to the negotiated maximum priority level that the MCVideo client is permitted to request, except for pre-emptive priority, when high priority is used;

NOTE 4: The maximum transmission priority the transmission participant is permitted to request is negotiated in the "mc\_priority" fmp attribute as specified in clause 14.

NOTE 5: The initial implicit Transmission request will not result in pre-emption when an MCVideo client is joining an ongoing MCVideo call. If the MCVideo client wants to pre-empt the current MCVideo client that are sending media, an explicit Transmission request with pre-emptive transmission priority is required.

- ii. shall insert the MCVideo client into the active Transmission request queue to the position immediately following all queued Transmission requests with the same transmission priority;
- iii. shall send a Transmission Queue Position Info message to the MCVideo client. The Transmission Queue Position Info message:
  - A. shall include the queue position and transmission priority in the Queue Info field; and
  - B. if a group call is a broadcast group call, a system call, an emergency call, an imminent peril call, or a temporary group session, shall include the Transmission Indicator field with appropriate indications;
- iv. should send a Transmission Queue Position Info message with the updated status to the MCVideo clients in the active Transmission request queue which negotiated queueing of Transmission requests as specified in clause 14, which have requested the queue status, whose queue position has been changed since the previous Transmission Queue Position Info message and which is not the joining MCVideo client. The Transmission Queue Position Info message:
  - A. shall include the queue position and transmission priority in the Queue Info field; and
  - B. if a group call is a broadcast group call, a system call, an emergency call, an imminent peril call, or a temporary group session, shall include the Transmission Indicator field with appropriate indications; and
- v. shall enter the 'U: not permitted and Transmit Taken' state as specified in the subclause 6.3.5.4.2; and
- d. if the MCVideo client did not negotiate queueing of Transmission requests and if other MCVideo clients have the permission to send a media and if Cx (Simultaneous Transmission video) has reached its upper limit, the transmission control interface towards the MCVideo client in the transmission control server:
  - i. shall send a Media Transmission Notify message to the reception control arbitration logic. The Media Transmission Notify message:
    - A. shall include the granted MCVideo user's MCVideo ID in the Granted Party's Identity field, if privacy is not requested;
    - B. shall include a Message Sequence Number field with a Message Sequence Number value increased with 1;
    - C. if the session is a broadcast group call, shall include the Permission to Request the transmission field set to '0';

- D. if the session is not a broadcast group call, may include the Permission to Request the transmission field set to '1'; and
  - E. if a group call is a broadcast group call, a system call, an emergency call, an imminent peril call, or a temporary group session, shall include the Transmission Indicator field with appropriate indications; and
  - F. shall initiate the general reception control state machine.
- ii. shall enter the 'U: not permitted and Transmit Taken' state as specified in the subclause 6.3.5.4.2; and
4. if the MCVideo client is invited to the MCVideo call and
- a. if other MCVideo clients have permission to send a media, the transmission control interface towards the MCVideo client in the transmission control server:
    - i. should send a Media Transmission Notify message to the the reception control arbitration logic. The Media Transmission Notify message:
      - A. shall include the granted MCVideo users MCVideo ID in the Granted Party's Identity field, if privacy is not requested;
      - B. shall include a Message Sequence Number field with a Message Sequence Number value increased with 1;
      - C. if the session is a broadcast group call, shall include the Permission to Request the transmission field set to '0';
      - D. if the session is not a broadcast group call, may include the Permission to Request the transmission field set to '1'; and
      - E. if a group call is a broadcast group call, a system call, an emergency call, an imminent peril call, or a temporary group session, shall include the Transmission Indicator field with appropriate indications; and
      - F. shall initiate the general reception control state machine.
    - ii. shall enter the 'U: not permitted and Transmit Taken' state as specified in the subclause 6.3.5.4.2; and
  - b. if no other MCVideo client has the permission to send a media; the transmission control interface towards the MCVideo client in the transmission control server:
    - i. should send a Transmission Idle message to the MCVideo client. The Transmission Idle message:
      - A. shall include a Message Sequence Number field with a <Message Sequence Number> value increased with 1; and
      - B. if a group call is a broadcast group call, a system call, an emergency call, an imminent peril call, or a temporary group session, shall include the Transmission Indicator field with appropriate indications; and
    - ii. shall enter the 'U: not permitted and Transmit Idle' state as specified in the subclause 6.3.5.3.2.

### 6.3.5.3 State: 'U: not permitted and Transmit Idle'

#### 6.3.5.3.1 General

The transmission control interface towards the MCVideo client in the transmission control server uses this state when the associated transmission participant is not permitted to send media.

#### 6.3.5.3.2 Enter state 'U: not permitted and Transmit Idle'

When entering this state the transmission control interface towards the MCVideo client in the transmission control server:

1. shall set the state for the associated transmission participant to 'U: not permitted and Transmit Idle'.

#### 6.3.5.3.3 Send Media Transmission Notify message (S: Media Transmission Notify)

When a Media Transmission Notify message is received from the transmission control server arbitration logic, the transmission control interface towards the MCVideo client in the transmission control server:

1. shall forward the Media Transmission Notify message to the the reception control arbitration logic;
2. may set the first bit in the subtype of the Media Transmission Notify message to '1' (Acknowledgment is required) as described in subclause 9.2.2.1, and

NOTE: It is an implementation option to handle the receipt of the Transmission control Ack message and what action to take if the Transmission control Ack message is not received.

3. initiates a instance of 'basic reception control operations towards the transmission participant' state machine.
4. shall enter the 'U: not permitted and Transmit Taken' state as specified in the subclause 6.3.5.4.2.

#### 6.3.5.3.4 Receive Transmission Media Request message (R: Transmission Media Request)

Upon receiving a Transmission Media Request message from the associated transmission participant, the transmission control interface towards the MCVideo client in the transmission control server:

1. if the session is not a broadcast group call or if the session is a broadcast group call and the associated transmission participant is the initiator of the broadcast group call, shall forward the Transmission Media Request message to the transmission control server arbitration logic;

NOTE 1: The Transmission Media Request message can contain a Transmission Indicator field indicating that the Transmission request is an attempt to upgrade a group call to a broadcast group call. If the transmission control arbitration logic accepts the Transmission request, the ongoing group call will be upgraded accordingly by the Transmission Grant message and, for other participants, by the Media Transmission Notify message.

NOTE 2: Initiating a broadcast group call is done in the application and signalling plane using SIP. Initiating or upgrading a call to an emergency call or an imminent peril call is done in the application and signalling plane using SIP.

2. if the session is a broadcast group call and the associated transmission participant is not the initiator of the broadcast group call, shall send a Transmission Reject message to the associated transmission participant. The Transmission Reject message:
  - a. shall include in the Reject Cause field the <Reject Cause> value cause #5 (Receive only);
  - b. may include in the Reject Cause field an additional text string explaining the reason for rejecting the Transmission request in the <Reject Phrase> value;
  - c. may set the first bit in the subtype of the Transmission Reject message to '1' (Acknowledgment is required) as described in subclause 9.2.2.1; and

NOTE 3: It is an implementation option to handle the receipt of the Transmission control Ack message and what action to take if the Transmission control Ack message is not received.

- d. if a group call is a broadcast group call, a system call, an emergency call, an imminent peril call, or a temporary group session, shall include the Transmission Indicator field with appropriate indications; and
3. shall remain in the 'U: not permitted and Transmit Idle' state.

#### 6.3.5.3.5 Send Transmission Grant message (S: Transmission Grant)

When a Transmission Grant message is received from the transmission control arbitration logic in the MCVideo server, the transmission control interface towards the MCVideo client in the transmission control server:

1. shall forward the Transmission Grant messages to the associated transmission participant;
2. may set the first bit in the subtype of the Transmission Grant message to '1' (Acknowledgment is required) as described in subclause 9.2.2.1; and

NOTE: It is an implementation option to handle the receipt of the Transmission control Ack message and what action to take if the Transmission control Ack message is not received.

3. shall enter the state 'U: permitted' as specified in subclause 6.3.5.5.2.

#### 6.3.5.3.6 Send Transmission Reject message (S: Transmission Reject)

When a Transmission Reject message is received from the transmission control arbitration logic in the MCVideo server, the transmission control interface towards the MCVideo client in the transmission control server:

1. shall forward the Transmission Reject messages to the associated transmission participant;
2. may set the first bit in the subtype of the Transmission Reject message to '1' (Acknowledgment is required) as described in subclause 9.2.2.1; and

NOTE: It is an implementation option to handle the receipt of the Transmission control Ack message and what action to take if the Transmission control Ack message is not received.

3. shall remain in the 'U: not permitted and Transmit Idle' state.

#### 6.3.5.3.7 Receive Transmission End Request message (R: Transmission End Request)

Upon receiving a Transmission End Request message from the associated transmission participant, the transmission control interface towards the MCVideo client in the transmission control server:

1. if the first bit in the subtype of the Transmission End Request message is set to '1' (Acknowledgment is required) as described in subclause 9.2.2.1, shall send a Transmission control Ack message. The Transmission control Ack message:
  - a. shall include the Message Type field set to '4' (Transmission End Request); and
  - b. shall include the Source field set to '2' (the controlling MCVideo function is the source);
2. shall send a Transmission Idle message to the associated transmission participant. The Transmission Idle message:
  - a. shall include a Message Sequence Number field with a <Message Sequence Number> value increased with 1;
  - b. may set the first bit in the subtype of the Transmission Idle message to '1' (Acknowledgment is required) as described in subclause 9.2.2.1; and

NOTE: It is an implementation option to handle the receipt of the Transmission control Ack message and what action to take if the Transmission control Ack message is not received.

- c. if a group call is a broadcast group call, a system call, an emergency call, an imminent peril call, or a temporary group session, shall include the Transmission Indicator field with appropriate indications;
3. shall use the SSRC in the received Transmission End Request message to check if the transmission participant has a queued Transmission request;
4. if the transmission participant has a Transmission request in the queue, shall remove the queued Transmission request from the queue; and
5. shall remain in the state 'U: not permitted and Transmit Idle' state.

#### 6.3.5.3.8 Receive RTP media packets (R: media)

Upon receiving an indication from the network media interface that RTP media packets are received with payload from the associated transmission participant and if Transmission End Request message was received in the previous 'U: permitted' state, the transmission control interface towards the MCVideo client in the transmission control server:

NOTE: Reception of unauthorized RTP media packets can only happen if the associated transmission participant is in an MCVideo client. If the associated transmission participant is a transmission control server interface in a non-controlling MCVideo function of an MCVideo group, the unauthorized RTP media packets are handled in the non-controlling MCVideo function.

1. shall request the network media interface in the MCVideo server to not forward the received RTP media packets to the media distributor in the MCVideo server;
2. shall send a Transmission Revoke message to the associated transmission participant. The Transmission Revoke message:
  - a. shall include the Reject Cause field with the <Reject Cause> value set to #3 (No permission to send a Media Transmission); and
  - b. if a group call is a broadcast group call, a system call, an emergency call, an imminent peril call, or a temporary group session, shall include the Transmission Indicator field with appropriate indications; and
3. shall enter the 'U: not permitted but sends media' state as specified in the subclause 6.3.5.7.2.

#### 6.3.5.3.9 Receive an implicit Transmission request (R: Implicit Transmission request)

When an ongoing session is upgraded to an emergency group call and when the application and signalling plane indicates that a subsequent SDP offer included the "mc\_implicit\_request" fmtp attribute as described in clause 14, the transmission control interface towards the MCVideo client in the transmission control server:

1. shall indicate to the transmission control server arbitration logic that an implicit Transmission request is received due to an upgrade to an emergency group call; and
2. shall remain in the 'U: not permitted and Transmit Idle' state.

#### 6.3.5.3.10 Send Transmission Idle message (S: Transmit Idle)

When receiving a Transmission Idle message from the transmission control server arbitration logic in the MCVideo server, the transmission control interface towards the MCVideo client in the transmission control server:

1. shall forward the Transmission Idle message to the associated transmission participant;
2. may set the first bit in the subtype of the Transmission Idle message to '1' (Acknowledgment is required) as described in subclause 9.2.2.1; and

NOTE: It is an implementation option to handle the receipt of the Transmission control Ack message and what action to take if the Transmission control Ack message is not received.

3. shall remain in the 'U: not permitted and Transmit Idle' state.

#### 6.3.5.4 State 'U: not permitted and transmit taken'

##### 6.3.5.4.1 General

The transmission control interface towards the MCVideo client in the transmission control server uses this state when another MCVideo client (i.e. not the associated transmission participant) has been given permission to send media.

In this state RTP media packets received from the media distributor in the MCVideo server are forwarded to the associated transmission participant by the network media interface in the MCVideo server.

##### 6.3.5.4.2 Enter state 'U: not permitted and Transmit Taken'

When entering this state the transmission control server:

1. shall set the state to 'U: not permitted and Transmit Taken'.
2. shall create the 'basic reception control operations towards the transmission participant' state machine as specified in subclause 6.3.7.



#### 6.3.5.4.3 Send Transmission Idle message (S: Transmit Idle)

When receiving a Transmission Idle message from the transmission control server arbitration logic in the MCVideo server, the transmission control interface towards the MCVideo client in the transmission control server:

1. shall forward the Transmission Idle message to the associated transmission participant;
2. may set the first bit in the subtype of the Transmission Idle message to '1' (Acknowledgment is required) as described in subclause 9.2.2.1;

NOTE: It is an implementation option to handle the receipt of the Transmission control Ack message and what action to take if the Transmission control Ack message is not received.

3. shall enter the 'U: not permitted and Transmit Idle' state as specified in the subclause 6.3.5.3.2.

#### 6.3.5.4.4 Receive Transmission Media Request message (R: Transmission Media Request)

Upon receiving a Transmission Media Request message, without a Transmission Indicator field or with the Transmission Indicator field included where the D-bit (Emergency call) and the E-bit (Imminent peril call) are set to '0', from the associated transmission participant, and if the MCVideo client did not negotiate queueing of Transmission requests or did not include a priority in the "mc\_priority" fmp attribute as specified in clause 14, the transmission control interface towards the MCVideo client in the transmission control server:

1. if the Cx (Simultaneous transmission video) has reached its upper limit:
  - a. shall send a Transmission Reject message to the associated transmission participant. The Transmission Reject message:
    - i. shall include in the Reject Cause field the <Reject Cause> value cause #1 (Another MCVideo client has permission);
    - ii. may include in the Reject Cause field an additional text string explaining the reason for rejecting the Transmission request in the <Reject Phrase> value;
    - iii. if a group call is a broadcast group call, a system call, an emergency call, an imminent peril call, or a temporary group session, shall include the Transmission Indicator field with appropriate indications;
  - b. may set the first bit in the subtype of the Transmission Reject message to '1' (Acknowledgment is required) as described in subclause 9.2.2.1; and

NOTE 1: It is an implementation option to handle the receipt of the Transmission control Ack message and what action to take if the Transmission control Ack message is not received.

2. if the Cx (Simultaneous transmission video) has not reached its upper limit:
  - a. shall perform the actions specified in the subclause 6.3.4.4.7A;
3. shall remain in the 'U: not permitted and Transmit Taken' state.

Upon receiving a Transmission Media Request message from the associated transmission participant and the session is a broadcast group call, the transmission control interface towards the MCVideo client in the transmission control server:

1. shall send a Transmission Reject message to the associated transmission participant. The Transmission Reject message:
  - a. shall include in the Reject Cause field the <Reject Cause> value cause #5 (Receive only);
  - b. may include in the Reject Cause field an additional text string explaining the reason for rejecting the Transmission request in the <Reject Phrase> value; and
  - c. if a group call is a broadcast group call, a system call, an emergency call, an imminent peril call, or a temporary group session, shall include the Transmission Indicator field with appropriate indications;
2. may set the first bit in the subtype of the Transmission Reject message to '1' (Acknowledgment is required) as described in subclause 9.2.2.1; and

NOTE 2: It is an implementation option to handle the receipt of the Transmission control Ack message and what action to take if the Transmission control Ack message is not received.

3. shall remain in the 'U: not permitted and Transmit Taken' state.

Upon receiving a Transmission Media Request message from the associated transmission participant and if the MCVideo client negotiated support of queueing of Transmission requests or included a transmission priority in the "mc\_priority" or both as described in specified in clause 14 and according to local policy, the transmission control interface towards the MCVideo client in the transmission control server:

1. shall determine the effective priority level as described in subclause 4.1.1.4 by using the following parameters:
  - a. the transmission priority shall be:
    - i. the lower of the transmission priority included in Transmission Media Request message and the negotiated maximum transmission priority that the MCVideo client is permitted to request, if the MCVideo client negotiated transmission priority "mc\_priority" and transmission priority is included in the Transmission Media Request message;
    - ii. the receive only transmission priority, if the MCVideo client negotiated transmission priority in the "mc\_priority" fmp attribute and if the negotiated maximum transmission priority that the MCVideo client is permitted to request is "receive only";
    - iii. the default priority, if the MCVideo client negotiated transmission priority in the "mc\_priority" fmp attribute, if the negotiated maximum transmission priority that the MCVideo client is permitted to request is not receive only and if the transmission priority is not included in the Transmission Media Request message; and
    - iv. the default priority, if the MCVideo client did not negotiate transmission priority in the "mc\_priority" fmp attribute; and
  - b. the type of the call shall be
    - i. if the Transmission Indicator field is included in the message and the D-bit (Emergency call bit) is set to '1', determined to be an emergency call;
    - ii. if the Transmission Indicator field is included in the message and the E-bit (Imminent peril call) is set to '1', determined to be an imminent peril call; and
    - iii. if the Transmission Indicator field is not included in the message or the Transmission Indicator field is included and neither the D-bit (Emergency call bit) nor the E-bit (Imminent peril call) is set to '1', determined to be a normal call;
2. if the effective priority is "receive only", the transmission control interface towards the MCVideo client in the transmission control server:
  - a. shall send a Transmission Reject message to the transmission participant. The Transmission Reject message:
    - i. shall include in the Reject Cause field the <Reject Cause> value cause #5 (Receive only) ;
    - ii. may include in the Reject Cause field an additional text string explaining the reason for rejecting the Transmission request in the <Reject Phrase> value;
    - iii. if the Transmission Media Request included a Track Info field, shall include the received Track Info field; and
    - iv. if a group call is a broadcast group call, a system call, an emergency call, an imminent peril call, or a temporary group session, shall include the Transmission Indicator field with appropriate indications; and
  - b. shall remain in the 'U: not permitted and Transmit Taken' state;
3. shall use the SSRC in the received Transmission Media Request message to check if the transmission participant has a queued Transmission request;
4. if the transmission participant already has a queued Transmission request with the same effective priority level, the transmission control interface towards the MCVideo client in the transmission control server:

- a. shall send a Transmission Queue Position Info message to the requesting MCVideo client, if the MCVideo client negotiated support of queueing of Transmission requests as specified in clause 14. The Transmission Queue Position Info message:
    - i. shall include the queue position and transmission priority in the Queue Info field;
    - ii. if a group call is a broadcast group call, a system call, an emergency call, an imminent peril call, or a temporary group session, shall include the Transmission Indicator field with appropriate indications; and
  - b. shall remain in the 'U: not permitted and Transmit Taken' state
5. if the effective priority level is pre-emptive and there are no other pre-emptive requests in the active Transmission request queue and the effective priority level of the current MCVideo client with permission to send a media is not the pre-emptive priority, the transmission control interface towards the MCVideo client in the transmission control server:
- a. shall forward the Transmission Media Request message to the transmission control server arbitration logic indicating that a Transmission Media Request message with pre-emptive priority is received; and
  - b. shall remain in the 'U: not permitted and Transmit Taken' state

NOTE 3: The Transmission control server arbitration logic initiates revoking the permission to send media towards the current MCVideo client with the permission to send media as specified in the subclause 6.3.4.4.7;

Upon receiving a Transmission Media Request message from the associated transmission participant and if the MCVideo client did not negotiate support of queueing of Transmission requests as specified in clause 14, the effective priority level is pre-emptive and either other pre-emptive request is queued or the effective priority level of the current MCVideo client with permission to send a media is the pre-emptive priority, the transmission control interface towards the MCVideo client in the transmission control server:

- 1. if the Cx (Simultaneous transmission video) has reached it upper limit:
  - a. shall send a Transmission Reject message to the associated transmission participant. The Transmission Reject message:
    - i. shall include in the Reject Cause field the <Reject Cause> value cause #1 (Another MCVideo client has permission);
    - ii. may include in the Reject Cause field an additional text string explaining the reason for rejecting the Transmission request in the <Reject Phrase> value;
    - iii. if a group call is a broadcast group call, a system call, an emergency call, an imminent peril call, or a temporary group session, shall include the Transmission Indicator field with appropriate indications; and
- 2. if the Cx (Simultaneous transmission video) has not reached it upper limit:
  - a. shall perform the actions specified in the subclause 6.3.4.4.7A;
- 3. shall remain in the 'U: not permitted and Transmit Taken' state.

Upon receiving a Transmission Media Request message from the associated transmission participant and if the MCVideo client did not negotiate "queueing" and the effective priority level is not pre-emptive, the transmission control interface towards the MCVideo client in the transmission control server:

- 1. if the Cx (Simultaneous transmission video) has reached it upper limit:
  - a. shall send a Transmission Reject message to the associated transmission participant. The Transmission Reject message:
    - i. shall include in the Reject Cause field the <Reject Cause> value cause #1 (Another MCVideo client has permission);
    - ii. may include in the Reject Cause field an additional text string explaining the reason for rejecting the Transmission request in the <Reject Phrase> value;

- iii. if a group call is a broadcast group call, a system call, an emergency call, an imminent peril call, or a temporary group session, shall include the Transmission Indicator field with appropriate indications; and
- 2. if the Cx (Simultaneous transmission video) has not reached it upper limit:
  - a. shall perform the actions specified in the subclause 6.3.4.4.7A;
- 3. shall remain in the 'U: not permitted and Transmit Taken' state.

Upon receiving a Transmission Media Request message from the associated transmission participant and if the MCVideo client negotiated support of queueing of Transmission requests as specified in clause 14 and the effective priority level is not pre-emptive, the transmission control interface towards the MCVideo client in the transmission control server:

- 1. if the Cx (Simultaneous transmission video) has reached it upper limit:
  - a. shall insert the MCVideo client into the active Transmission request queue, if not inserted yet, or update the position of the MCVideo client in the active Transmission request queue, if already inserted, to the position immediately following all queued requests at the same effective priority level;
  - b. the transmission control server shall send a Transmission Queue Position Info message to the transmission participant. The Transmission Queue Position Info message:
    - i. shall include the queue position and transmission priority in the Queue Info field;
    - ii. if the Transmission Media Request included a Track Info field, shall include the received Track Info field; and
    - iii. if a group call is a broadcast group call, a system call, an emergency call, an imminent peril call, or a temporary group session, shall include the Transmission Indicator field with appropriate indications;
  - c. shall remain in the 'U: not permitted and Transmit Taken' state; and
  - d. may set the first bit in the subtype of the Transmission Queue Position message to '1' (Acknowledgment is required) as described in subclause 9.2.2.1.

NOTE 4: It is an implementation option to handle the receipt of the Transmission control Ack message and what action to take if the Transmission control Ack message is not received.

- 2. if the Cx (Simultaneous transmission video) has not reached it upper limit:
  - a. shall perform the actions specified in the subclause 6.3.4.4.7A;

#### 6.3.5.4.5 Receive Transmission End Request message (R: Transmission End Request)

Upon receiving a Transmission End Request message from the associated transmission participant and if the MCVideo client did not negotiate support of queueing of Transmission requests or included a transmission priority in the "mc\_priority" fmp attribute as specified in clause 14, the transmission control interface towards the MCVideo client in the transmission control server:

- 1. if the first bit in the subtype of the Transmission End Request message is set to '1' (Acknowledgment is required) as described in subclause 9.2.2.1, shall send a Transmission control Ack message. The Transmission control Ack message:
  - a. shall include the Message Type field set to '4' (Transmission End Request); and
  - b. shall include the Source field set to '2' (the controlling MCVideo function is the source);
- 2. shall send a Media Transmission Notify message to the reception control arbitration logic. The Media Transmission Notify message:
  - a. shall include the granted MCVideo users MCVideo ID in the Granted Party's Identity field, if privacy is not requested;
  - b. shall include a Message Sequence Number field with a <Message Sequence Number> value increased with 1;

- c. shall include the Permission to Request the transmission field set to '0', if the transmission participants are not allowed to request the transmission;
- d. may set the first bit in the subtype of the Media Transmission Notify message to '1' (Acknowledgment is required) as described in subclause 9.2.2.1; and

NOTE 1: It is an implementation option to handle the receipt of the Transmission control Ack message and what action to take if the Transmission control Ack message is not received.

- e. initiates a instance of 'basic reception control operations towards the transmission participant' state machine.
  - f. if a group call is a broadcast group call, a system call, an emergency call, an imminent peril call, or a temporary group session, shall include the Transmission Indicator field with appropriate indications; and
3. shall remain in the 'U: not permitted and Transmit Taken' state.

Upon receiving a Transmission End Request message from the associated transmission participant and if the MCVideo client negotiated support of queueing of Transmission requests as specified in clause 14, the transmission control interface towards the MCVideo client in the transmission control server:

1. if the first bit in the subtype of the Transmission End Request message is set to '1' (Acknowledgment is required) as described in subclause 9.2.2.1, shall send a Transmission control Ack message. The Transmission control Ack message:
  - a. shall include the Message Type field set to '4' (Transmission End Request); and
  - b. shall include the Source field set to '2' (the controlling MCVideo function is the source);
2. if
  - a. a Track Info field is included in the Transmission End Request message, shall use the topmost <Participant Reference> value and the SSRC in the received Transmission End Request message to check if the transmission participant has a queued Transmission request; or
  - b. if a Track Info field is not included in the Transmission End Request message, shall use the SSRC in the received Transmission End Request message to check if the transmission participant has a queued Transmission request;
3. shall remove the MCVideo client from the active Transmission request queue, if the MCVideo client was in the active Transmission request queue;
4. shall send a Media Transmission Notify message to the the reception control arbitration logic. The Media Transmission Notify message:
  - a. shall include the granted MCVideo users MCVideo ID in the Granted Party's Identity field, if privacy is not requested;
  - b. if the session is a broadcast group call, shall include the Permission to Request the transmission field set to '0';
  - c. if the session is not a broadcast group call, may include the Permission to Request the transmission field set to '1';
  - d. shall include a Message Sequence Number field with a <Message Sequence Number> value increased with 1; and
  - e. initiates a instance of 'basic reception control operations towards the transmission participant' state machine.
  - f. if a group call is a broadcast group call, a system call, an emergency call, an imminent peril call, or a temporary group session, shall include the Transmission Indicator field with appropriate indications;
5. may set the first bit in the subtype of the Media Transmission Notify message is set to '1' (Acknowledgment is required) as described in subclause 9.2.2.1; and

NOTE 2: It is an implementation option to handle the receipt of the Transmission control Ack message and what action to take if the Transmission control Ack message is not received.

6. shall remain in the 'U: not permitted and Transmit Taken' state.

#### 6.3.5.4.6 Receive RTP media packets (R: media)

Upon receiving an indication from the network media interface in the MCVideo server that RTP media packets with payload are received from the associated transmission participant, the transmission control interface towards the MCVideo client in the transmission control server:

NOTE: Reception of unauthorized RTP media packets can only happen if the associated transmission participant is in an MCVideo client. If the associated transmission participant is a transmission control server interface in a non-controlling MCVideo function of an MCVideo group, the unauthorized RTP media packets are handled in the non-controlling MCVideo function.

1. shall request the network media interface to not forward the RTP media packets to the media distributor in the MCVideo server;
2. shall send a Transmission Revoke message to the associated transmission participant. The Transmission Revoke message:
  - a. shall include the Reject Cause field with the Reject Cause value set to #3 (No permission to send a Media Transmission); and
  - b. if a group call is a broadcast group call, a system call, an emergency call, an imminent peril call, or a temporary group session, shall include the Transmission Indicator field with appropriate indications; and
3. shall enter the 'U: not permitted but sends media' state as specified in the subclause 6.3.5.7.2.

#### 6.3.5.4.7 Send Transmission Queue Position Info message (R: Transmission Queue Position Request)

Upon receiving a Transmission Queue Position Request message from the associated transmission participant, the transmission control interface towards the MCVideo client in the transmission control server:

1. shall send the Transmission Queue Position Info message. The Transmission Queue Position Info message:
  - a. shall include the queue position and transmission priority in the Queue Info field;
  - b. may include the first bit in the subtype of the Transmission Queue Position Info message set to '1' (Acknowledgment is required) as described in subclause 9.2.2.1; and

NOTE: It is an implementation option to handle the receipt of the Transmission control Ack message and what action to take if the Transmission control Ack message is not received.

- c. if a group call is a broadcast group call, a system call, an emergency call, an imminent peril call, or a temporary group session, shall include the Transmission Indicator field with appropriate indications; and
3. shall remain in the 'U: not permitted and Transmit Taken' state.

#### 6.3.5.4.8 Receive an implicit Transmission request (R: Implicit Transmission request)

When an ongoing session is upgraded to an emergency group call and when the application and signalling plane indicates that a subsequent SDP offer included the "mc\_implicit\_request" fmp attribute as specified in clause 14, the transmission control interface towards the MCVideo client in the transmission control server:

1. shall indicate to the transmission control server arbitration logic that an implicit Transmission request is received due to an upgrade to an emergency group call; and
2. shall remain in the 'U: not permitted and Transmit Taken' state.

#### 6.3.5.4.9 Send Transmission Grant message (S: Transmission Grant)

When a Transmission Grant message is received from the transmission control arbitration logic in the MCVideo server, the transmission control interface towards the MCVideo client in the transmission control server:

1. shall forward the Transmission Grant messages to the associated transmission participant;
2. may set the first bit in the subtype of the Transmission Grant message to '1' (Acknowledgment is required) as described in subclause 9.2.2.1;

NOTE: It is an implementation option to handle the receipt of the Transmission control Ack message and what action to take if the Transmission control Ack message is not received.

3. shall enter the state 'U: permitted' as specified in subclause 6.3.5.5.2.

#### 6.3.5.4.10 Send Media Transmission Notify message (S: Media Transmission Notify)

When a Media Transmission Notify message is received from the transmission control arbitration logic in the MCVideo server, if the G-bit in the Transmission Indicator is set to '1' the transmission control interface towards the MCVideo client in the transmission control server:

1. shall forward the Media Transmission Notify message to the the reception control arbitration logic;
2. may set the first bit in the subtype of the Media Transmission Notify message to '1' (Acknowledgment is required) as described in subclause 9.2.2.1;

NOTE: It is an implementation option to handle the receipt of the Transmission control Ack message and what action to take if the Transmission control Ack message is not received.

3. shall store an indication that the participant is listening to media from two sources; and
4. initiates a instance of 'basic reception control operations towards the transmission participant' state machine.
5. shall remain in the 'U: not permitted and Transmit Taken' state.

#### 6.3.5.5 State: 'U: permitted'

##### 6.3.5.5.1 General

The transmission control interface towards the MCVideo client in the transmission control server uses this state when the associated transmission participant has been given permission to send media.

##### 6.3.5.5.2 Enter state 'U: permitted'

When entering this state the transmission control interface towards the MCVideo client in the transmission control server:

1. shall set the state for the associated transmission participant to 'U: permitted'.

##### 6.3.5.5.3 Receive Transmission End Request message (R: Transmission End Request)

Upon receiving a Transmission End Request message from the associated transmission participant, the transmission control interface towards the MCVideo client in the transmission control server:

1. if the first bit in the subtype of the Transmission End Request message is set to '1' (Acknowledgment is required) as described in subclause 9.2.2.1, shall send a Transmission control Ack message. The Transmission control Ack message:
  - a. shall include the Message Type field set to '4' (Transmission End Request); and
  - b. shall include the Source field set to '2' (the controlling MCVideo function is the source);
2. shall forward the Transmission End Request message to the general transmission control operation state machine of the transmission control arbitration logic in the MCVideo server with the first bit in the subtype of the Transmission End Request message set to '0' (Acknowledgment is not required), if not already set; and
3. shall remain in the 'U: permitted' state.

#### 6.3.5.5.3a Send Transmission End Response message (S: Transmission End Response)

Upon receiving a Transmission End Response message from the transmission control server, the transmission control interface towards the MCVideo client in the transmission control server:

1. shall forward the Transmission End Response message to the associated transmission participant; and
2. shall enter the state 'U: not permitted and Transmit Idle'.

#### 6.3.5.5.4 Send Transmission Idle message (S: Transmit Idle)

Upon receiving the Transmission Idle message from the transmission control server arbitration logic in the MCVideo server, the transmission control interface towards the MCVideo client in the transmission control server:

1. shall enter the 'U: not permitted and Transmit Idle' state as specified in the subclause 6.3.5.3.2.

#### 6.3.5.5.5 Send Transmission Revoke message (S: Transmission Revoke)

When receiving the Transmission Revoke message from the transmission control server arbitration logic in the MCVideo server, the transmission control interface towards the MCVideo client in the transmission control server:

1. shall forward the Transmission Revoke message to the transmission participant;
2. shall enter the state 'U pending Transmit Revoke' as specified in the subclause 6.3.5.6.2.

#### 6.3.5.5.6 Receive RTP media packets (R: media)

Upon receiving an indication from the network media interface in the MCVideo server that RTP media packets with payload are received from the associated transmission participant, the transmission control interface towards the MCVideo client in the transmission control server:

1. shall request the network media interface in the MCVideo server to forward RTP media packets to the media distributor in the MCVideo server.

#### 6.3.5.5.7 Receive Transmission Media Request message (R: Transmission Media Request)

Upon receiving a Transmission Media Request message from the associated transmission participant, the transmission control interface towards the MCVideo client in the transmission control server:

1. shall forward the Transmission Media Request message to the transmission control server arbitration logic in the MCVideo server; and
  - b. shall instruct the media distributor to act as in subclause 6.3.4.4.5.
2. shall remain in the 'U: permitted' state.

#### 6.3.5.5.8 Send RTP Media (S: media)

When RTP packets are received from the media distributor, the transmission control interface towards the MCVideo client in the transmission control server:

1. shall forward the RTP packet to the associated transmission participant; and
2. shall remain in the 'U: permitted' state.

#### 6.3.5.5.9 Send Media Transmission Notify message (S: Media Transmission Notify)

When receiving the Media Transmission Notify message from the transmission control server arbitration logic in the MCVideo server with the G-bit in the Transmission Indicator set to '1', the transmission control interface towards the MCVideo client in the transmission control server:

1. shall send the Media Transmission Notify message to the the reception control arbitration logic;



2. shall remain in the 'U: permitted' state.
3. initiates a instance of 'basic reception control operations towards the transmission participant' state machine.

#### 6.3.5.5.10 Send Transmission End Request message (S: Transmission End Request)

Upon receiving a Transmission End Request message from the transmission control server, the transmission control interface towards the MCVideo client in the transmission control server:

1. shall forward the Transmission End Request message to the associated transmission participant; and
2. shall enter the state 'U pending Transmit Revoke' as specified in the subclause 6.3.5.6.2.

#### 6.3.5.6 State: 'U: pending Transmit Revoke'

##### 6.3.5.6.1 General

The transmission control interface towards the MCVideo client in the transmission control server uses this state during the grace period after sending the Transmission Revoke or Transmission End Request message.

In this state timer T3 (Transmission Revoke) is running.

NOTE : As the functionality of both Transmission End Request message and Transmission Revoke message sent from server is mostly same on client and server side, currently the handling of Transmission End Request message is added in 'U: pending Transmit Revoke' state and timer T3 (Transmission Revoke) is also used for Transmission End Request message. A new state and timer can also be created later for this purpose if required.

##### 6.3.5.6.2 Enter state 'U pending Transmit Revoke'

When entering this state the transmission control interface towards the MCVideo client in the transmission control server:

1. shall start timer T3 (Transmission Revoke); and
2. shall enter the state 'U: pending Transmit Revoke'.

##### 6.3.5.6.3 Timer T3 (Transmission Revoke) expired

On expiry of timer T3 (Transmission Revoke) the transmission control interface towards the MCVideo client in the transmission control server:

1. shall retransmit the Transmission Revoke or Transmission End Request message to the associated transmission participant. The Transmission Revoke or Transmission End Request message:
  - a. shall include the same Rejection Cause field and the same Transmission Indicator field as in the previous sent Transmission Revoke or Transmission End Request message;
2. shall start timer T3 (Transmission Revoke); and
3. shall remain in the 'U: pending Transmit Revoke' state.

NOTE: The number of times the transmission control server retransmits the Transmission Revoke or Transmission End Request message and the action to take when the transmission control server gives up is an implementation option. However, it is recommended that the MCVideo client is disconnected from the MCVideo call when the transmission control server gives up.

##### 6.3.5.6.4 Receive RTP media packets (R: media)

Upon receiving an RTP media packet with payload from the associated transmission participant, the transmission control interface towards the MCVideo client in the transmission control server:

1. shall forward RTP media packets to the media distributor; and

2. shall remain in the 'U: pending Transmit Revoke' state.

#### 6.3.5.6.5 Send Transmission End Request message (S: Transmission End Request)

Upon receiving a Transmission End Request message from the associated transmission participant, the transmission control interface towards the MCVideo client in the transmission control server:

1. if the first bit in the subtype of the Transmission End Request message is set to '1' (Acknowledgment is required) as described in subclause 9.2.2.1, shall send a Transmission control Ack message. The Transmission control Ack message:
  - a. shall include the Message Type field set to '4' (Transmission End Request); and
  - b. shall include the Source field set to '2' (the controlling MCVideo function is the source);
2. shall forward the Transmission End Request message to the transmission control server arbitration logic; and
  - b. shall remain in the state 'U: pending Transmit Revoke'.

#### 6.3.5.6.5a Receive Transmission End Response message (R: Transmission End Response)

Upon receiving a Transmission End Response message from the transmission control server, the transmission control interface towards the MCVideo client in the transmission control server:

1. shall forward the Transmission End Response message to the associated transmission participant; and
2. shall enter the state 'U: not permitted and Transmit Idle'.

#### 6.3.5.6.6 Send Transmission Idle message (S: Transmit Idle)

Upon receiving a Transmission Idle message from the transmission control server arbitration logic in the MCVideo server, the transmission control interface towards the MCVideo client in the transmission control server:

NOTE 1: The Transmission Idle message is sent when there are no queued Transmission requests.

1. shall send the Transmission Idle message to the associated transmission participant;
2. may set the first bit in the subtype of the Transmission Idle message to '1' (Acknowledgment is required) as described in subclause 9.2.2.1; and

NOTE 2: It is an implementation option to handle the receipt of the Transmission control Ack message and what action to take if the Transmission control Ack message is not received.

3. shall enter the 'U: not permitted and Transmit Idle' state as specified in the subclause 6.3.5.3.2.

#### 6.3.5.6.7 Send Media Transmission Notify message (S: Media Transmission Notify)

Upon receiving a Media Transmission Notify message from the transmission control server arbitration logic in the MCVideo server, the transmission control interface towards the MCVideo client in the transmission control server:

NOTE 1: The Media Transmission Notify message is sent when there are queued Transmission requests.

1. shall send the Media Transmission Notify message to the associated transmission participant the reception control arbitration logic;
2. may set the first bit in the subtype of the Media Transmission Notify message to '1' (Acknowledgment is required) as described in subclause 9.2.2.1; and

NOTE 2: It is an implementation option to handle the receipt of the Transmission control Ack message and what action to take if the Transmission control Ack message is not received.

3. shall enter the 'U: not permitted and Transmit Taken' state as specified in the subclause 6.3.5.3.2.

#### 6.3.5.6.8 Receive Transmission End Response message (R: Transmission End Response)

Upon receiving a Transmission End Response message from the associated transmission participant, the transmission control interface towards the MCVideo client in the transmission control server:

1. if the first bit in the subtype of the Transmission End Response message is set to '1' (Acknowledgment is required) as described in subclause 9.2.2.1, shall send a Transmission control Ack message. The Transmission control Ack message:
  - a. shall include the Message Type field set to '1' (Transmission End Response); and
  - b. shall include the Source field set to '2' (the controlling MCVideo function is the source);
2. shall stop timer T3 (Transmission Revoke) if it is running; and
3. shall forward the Transmission End Response message to the transmission control server arbitration logic; and
4. shall enter the state 'U: not permitted and Transmit Idle'.

#### 6.3.5.7 State 'U: not permitted but sends media'

##### 6.3.5.7.1 General

The transmission control interface towards the MCVideo client in the transmission control server uses this state when it receives RTP media packets from the MCVideo client and the MCVideo client is not permitted to send media.

Timer T3 (Transmission Revoke) is running in this state.

##### 6.3.5.7.2 Enter state 'U: not permitted but sends media'

When entering this state the transmission control interface towards the MCVideo client in the transmission control server:

1. shall start timer T3 (Transmission Revoke); and
2. shall enter the state 'U: not permitted but sends media'.

In this state the transmission control interface towards the MCVideo client in the transmission control server:

1. shall not request the network media interface in the MCVideo server to forward RTP media packets from the MCVideo client to the media distributor in the MCVideo server.

##### 6.3.5.7.3 Timer T3 (Transmission Revoke) expired

On expiry of timer T3 (Transmission Revoke), the transmission control interface towards the MCVideo client in the transmission control server:

1. shall send a Transmission Revoke message to the associated transmission participant. The Transmission Revoke message:
  - a. shall include in the Rejection Cause field the <Rejection Cause> value set to #3 (No permission to send a Media Transmission); and
  - b. if a group call is a broadcast group call, a system call, an emergency call, an imminent peril call, or a temporary group session, shall include the Transmission Indicator field with appropriate indications;
2. shall restart timer T3 (Transmission Revoke); and
3. shall remain in the 'U: not permitted but sends media' state.

**NOTE:** The number of times the transmission control server retransmits the Transmission Revoke message and the action to take when the transmission control server gives up is an implementation option. However, the recommended action is that the MCVideo client is disconnected from the MCVideo call.

#### 6.3.5.7.4 Receive Transmission End Request message (R: Transmission End Request)

Upon receiving a Transmission End Request message, the transmission control interface towards the MCVideo client in the transmission control server:

1. if the first bit in the subtype of the Transmission End Request message is set to '1' (Acknowledgment is required) as described in subclause 9.2.2.1, shall send a Transmission control Ack message. The Transmission control Ack message:
    - a. shall include the Message Type field set to '4' (Transmission End Request); and
    - b. shall include the Source field set to '2' (the controlling MCVideo function is the source);
  2. if the general state is 'G: Transmit Idle', the transmission control interface towards the MCVideo client in the transmission control server:
    - a. shall send the Transmission Idle message. The Transmission Idle message:
      - i. shall include a Message Sequence Number field with a Message Sequence Number value increased with 1; and
      - ii. if a group call is a broadcast group call, a system call, an emergency call, an imminent peril call, or a temporary group session, shall include the Transmission Indicator field with appropriate indications; and
    - b. shall enter the 'U: not permitted and Transmit Idle' state as specified in the subclause 6.3.5.3.2; and
  3. if the general state is 'G: Transmit Taken', the transmission control interface towards the MCVideo client in the transmission control server:
    - a. shall send a Media Transmission Notify message to the reception control arbitration logic. The Media Transmission Notify message:
      - i. shall include the granted MCVideo users MCVideo ID in the Granted Party's Identity field, if privacy is not requested;
      - ii. if the session is a broadcast group call, shall include the Permission to Request the transmission field set to '0';
      - iii. if the session is not a broadcast group call, may include the Permission to Request the transmission field set to '1';
      - iv. may include the first bit in the subtype of the Media Transmission Notify message set to '1' (Acknowledgment is required) as described in subclause 9.2.2.1; and
- NOTE: It is an implementation option to handle the receipt of the Transmission control Ack message and what action to take if the Transmission control Ack message is not received.
- v. if a group call is a broadcast group call, a system call, an emergency call, an imminent peril call, or a temporary group session, shall include the Transmission Indicator field with appropriate indications; and
  - c. shall enter the 'U: not permitted and Transmit Taken' state as specified in the subclause 6.3.5.4.2.
  - d. initiates a instance of 'basic reception control operations towards the transmission participant' state machine.

#### 6.3.5.8 In any state

##### 6.3.5.8.1 General

This subclause describes the actions to be taken in all states defined for the basic state diagram with the exception of the 'Start-stop' and 'Releasing' states.

#### 6.3.5.8.2 Receive MCVideo call release – 1

Upon receiving an MCVideo call release step 1 request from the application and signalling plane e.g. when the MCVideo call is going to be released or when the MCVideo client leaves the MCVideo call, the transmission control interface towards the MCVideo client in the transmission control server:

1. shall stop sending transmission control messages to the associated transmission participant;
2. shall request the network media interface to stop sending RTP media packets towards to the associated MCVideo client;
3. shall ignore any transmission control messages received from the associated transmission participant;
4. shall request the network media interface to stop forwarding RTP media packets from the associated MCVideo client to the media distributor in the MCVideo server;
5. shall indicate to the transmission control server arbitration logic in the MCVideo server that the MCVideo client has started to disconnect from the MCVideo call; and
6. shall enter the 'Releasing' state.

#### 6.3.5.9 State: 'Releasing'

##### 6.3.5.9.1 General

The transmission control interface towards the MCVideo client in the transmission control server uses this state while waiting for the application and signalling plane to finalize the release of the MCVideo call or finalizing the removal of the MCVideo client from the MCVideo call.

##### 6.3.5.9.2 Receive MCVideo call release - 2

Upon receiving an MCVideo call release step 2 request from the application and signalling plane, the transmission control interface towards the MCVideo client in the transmission control server:

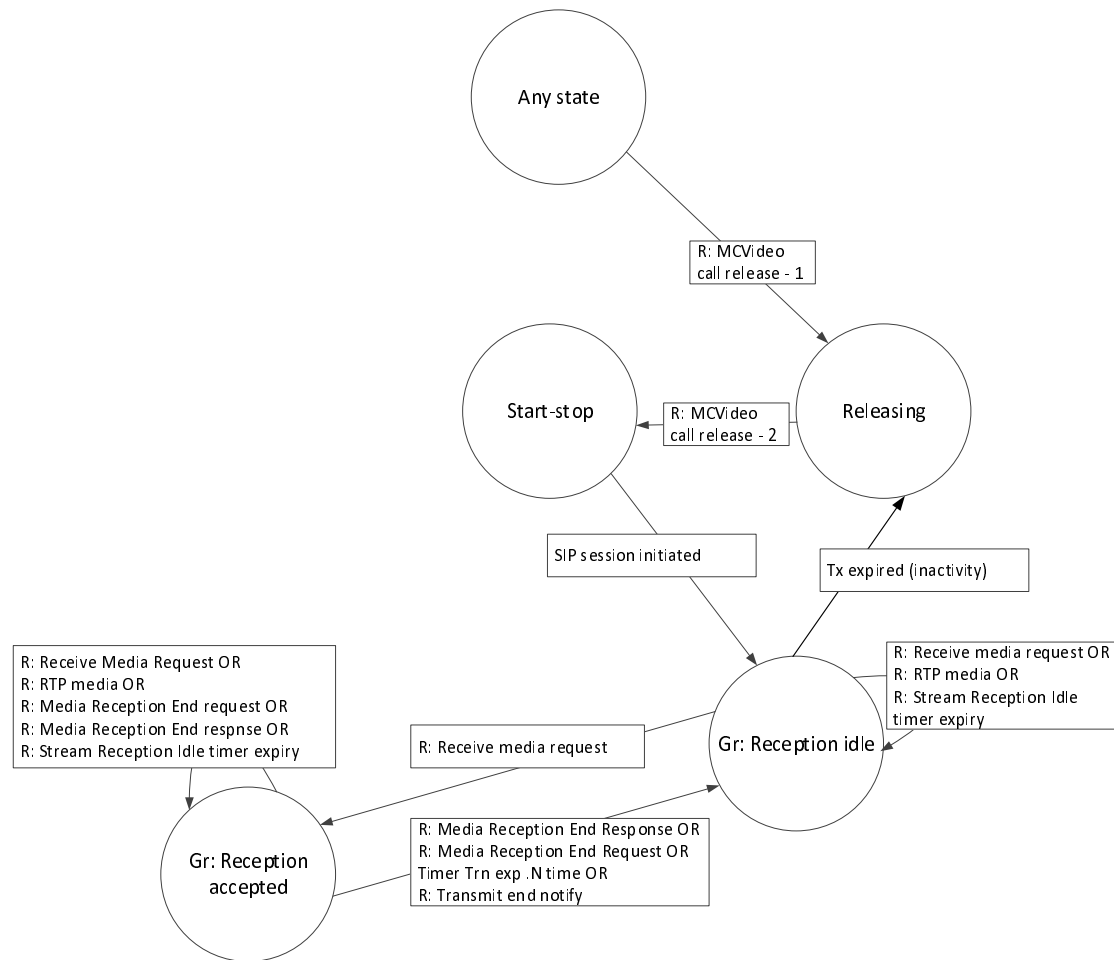
1. shall request the network media interface to release all resources associated with this MCVideo client for this MCVideo call; and
2. shall enter the 'Start-stop' state and terminate the 'basic transmission control operation towards the transmission participant' state machine associated with this transmission participant and this MCVideo call.

### 6.3.6 Transmission control server state transition for general reception control

#### 6.3.6.1 General

The reception control arbitration logic in the transmission control server shall behave according to the state diagram and state transitions specified in this subclause.

Figure 6.3.6.1-1 shows the general reception operation states (Gr states) and the state transition diagram.



**Figure 6.3.6.1-1: Transmission control server state transition diagram for 'general reception control operation'**

The reception control arbitration logic in the transmission control server shall keep one instance of the 'general transmission control operation' state machine per MCVideo call.

If transmission control messages or RTP media packets arrives in a state where there is no procedure specified in the following subclauses the transmission control arbitration logic in the transmission control server:

1. shall discard the transmission control message;
2. shall request the media distributor in the MCVideo server to discard any received RTP media packet; and
3. shall remain in the current state.

State details are explained in the following subclauses.

### 6.3.6.2 State: 'Start-stop'

#### 6.3.6.2.1 General

When a new instance of the 'general reception control operation' state machine is initiated, before any reception control related input is applied, the state machine is in 'Start-stop' state. Similarly when the call is released the state machine shall return to the 'Start-stop' state or the related MCVideo call is released.

#### 6.3.6.2.2 MCVideo call initialization

When an MCVideo call is initiated as specified in 3GPP TS 24.281 [2] and

1. if a confirmed indication is required and at least one invited MCVideo client has accepted the invitation;

2. if a confirmed indication is not required; or

then the reception control arbitration logic in the transmission control server:

1. shall create an instance of the 'general reception control operation' state machine;
2. shall wait for the 'basic reception control operation towards the transmission participant' to be initialized before continuing the following steps;
3. when the 'basic reception control operation towards the transmission participant' state machine is initialized and the initialised session is not a temporary group session:
  - a. shall enter the 'G: Reception Idle' state as specified in subclause 6.3.6.3.2; or

### 6.3.6.3 State: 'Gr: Reception Idle'

#### 6.3.6.3.1 General

The reception control arbitration logic in the transmission control server is in this state when no MCVideo user currently accept the media invitation to receive media.

Timer T5 (Inactivity) can be running when the reception control arbitration logic in the transmission control server is in this state.

#### 6.3.6.3.2 Enter the 'Gr: Reception Idle' state

When entering this state from any state except the 'Start-stop' state, the reception control arbitration logic in the transmission control server:

1. shall start timer T5 (Reception Inactivity);
2. shall initialise counter C7 (Reception Accepted) to 0;
3. shall set the general state to the 'Gr: Reception Idle' state;

#### 6.3.6.3.3 Receive Media Transmission Notify message (R: Media Transmission Notify)

Upon receiving a media transmission request notify message the transmission control arbitration logic in the transmission control server, the reception control arbitration logic in the transmission control server:

1. shall send the Media Transmission Notify message to all other transmission participants. The Media Transmission Notify message:
  - a. if a group call is a broadcast group call, system call, emergency call, an imminent peril call, shall include the Reception Mode the Reception Mode field set to '0' indicateing automatial reception mode;
  - b. If a group call is not a broadcast group call, system call, emergency call or an imminent peril call, shall include the Reception Mode the Reception Mode field set to '1' indicateing manual reception mode.
2. shall start timer T11 (Stream Reception Idle) and associate it with the transmitter SSRC or UserId;
3. shall initialize counter C11(Count of active receivers for the stream) to 0 & associate it with the transmitter SSRC or UserId;
4. shall remain in 'Gr: Reception Idle' state.

#### 6.3.6.3.4 Void

#### 6.3.6.3.5 Timer T5 (Reception Inactivity) expired

On expiry of timer T5 (Reception Inactivity) the reception control arbitration logic in the transmission control server based on a configurable service provider policy either:

1. shall indicate to the application and signalling plane that timer T5 (Reception Inactivity) has expired;
2. if the application and signalling planes initiates MCVideo call release, shall enter the 'Releasing' state; and
3. if the application and signalling planes do not initiate MCVideo call release:
  - a. should restart the T5 (Reception Inactivity) timer; and
  - b. shall remain in the 'G: Reception Idle' state.

#### 6.3.6.3.6 Reception of Receive Media Request message (R: Receive Media Request)

Upon receiving a Receive Media Request message, the reception control arbitration logic in the transmission control server:

1. if the Receive Media Request is rejected:
  - a. shall send the Receive Media Response (Rejected) message. The Receive Media Response message:
    - i. the first bit in the subtype of the Receive media response message is set to '1' (Acknowledgment is required) as described in subclause 9.2.2.1, shall send a Transmission control Ack message; and
    - ii. shall include the Result field set to 0 (Receive media rejected); and
  - b. shall remain in 'Gr: Reception Idle ' state; or
2. if the Receive Media Request is granted:
  - a. shall stop timer T5 (Reception Inactivity);
  - b. shall stop timer T11(Stream Reception Idle) if running;
  - c. shall increment the counter C11 (Count of Active Receivers for the stream), associated with the transmitter SSRC by 1;
  - d. shall store the SSRC of transmission participant requesting to receive media until the reception is finished associated with that Transmission request;
  - e. shall send the Receive Media Response message. The Receive Media Response message:
    - i. the first bit in the subtype of the Receive media response message is set to '1' (Acknowledgment is required) as described in subclause 9.2.2.1, shall send a Transmission control Ack message; and
    - ii. shall include the Result field set to 1 (Receive media granted);
  - f. shall increase C7 (Reception Accepted) by 1 if it has not reach its upper limit; and
  - g. shall enter the 'Gr: Reception accepted' state.

#### 6.3.6.3.7 Receive RTP media (R: RTP media)

Upon receiving RTP media, the reception control arbitration logic in the transmission control server:

1. shall instruct the media distributor to forward the RTP media packets to MCVideo clients according to local policy:
  - a. If discard is specified in the local policy for transmission without receiving MCVideo clients, shall discard the RTP packet;
  - b. If buffer is specified in the local policy for transmission without receiving MCVideo clients, shall buffer the RTP packet;
2. shall remain 'Gr: Reception Idle' state.



#### 6.3.6.3.8 Receive Transmission End Notify message (R: Transmission End Notify)

Upon receiving a Transmission End Notify, the reception control arbitration logic in the transmission control server:

1. shall send the Transmission End Notify message to all other transmission participants.
2. shall stop timer T11(Stream Reception Idle) associated with the transmitter SSRC, if running;
3. shall remain in 'Gr: Reception Idle' state.

#### 6.3.6.3.9 Timer T11(Stream Reception Idle) expired

On expiry of timer T11 (Stream Reception Idle) the reception control arbitration logic in the transmission control server

1. shall communicate to the transmission control arbitration logic in transmission control server to terminate the stream associated to the expired timer T11.
2. shall remain in the 'Gr: Reception Idle' state.

NOTE: Terminating the stream by sending Transmission Revoke message or Transmission End Request message is decided based on MCVideo server local policy.

#### 6.3.6.4 State: 'Gr: Reception accepted'

##### 6.3.6.4.1 General

The reception control arbitration logic in the transmission control server is in this state when other MCVideo users currently accept the media invitation to receive media.

##### 6.3.6.4.2 Enter the 'Gr: Reception Accepted' state

When entering this state from any state except the 'Start-stop' state, the reception control arbitration logic in the transmission control server:

1. shall stop timer T5 (Inactivity);
2. shall set the general state to the 'Gr: Reception Accepted' state;

##### 6.3.6.4.3 Reception of Receive Media Request message (R: Receive Media Request)

Upon receiving a Receive Media Request message, the reception control arbitration logic in the transmission control server:

1. if the Receive Media Request is rejected:
  - a. shall send the Receive Media Response (Rejected) message. The Receive Media Response message:
    - i. the first bit in the subtype of the Receive media response message is set to '1' (Acknowledgment is required) as described in subclause 9.2.2.1, shall send a Transmission control Ack message; and
    - ii. shall include the Result field set to 0 (Receive media rejected); and
  - b. shall remain the 'Gr: Reception accepted' state; or
2. if the Receive Media Request is granted:
  - a. shall stop timer T5 (Inactivity);
  - b. shall stop timer T11(Stream Reception Idle) associated with the transmitter SSRC, if running;
  - c. shall increment the counter C11 (Count of Active Receivers for the stream), associated with the transmitter SSRC by 1;

- d. shall store the SSRC of transmission participant requesting to receive media until the reception is finished associated with that Transmission request;
- e. shall send the Receive Media Response (Granted) message. The Receive Media Response message:
  - i. the first bit in the subtype of the Receive media response message is set to '1' (Acknowledgment is required) as described in subclause 9.2.2.1, shall send a Transmission control Ack message; and
  - ii. shall include the Result field set to 1 (Receive media granted);
- f. shall start timer T6 (Reception Granted);
- g. shall increase C7 (Reception Accepted) by 1 if it has not reach its upper limit; and
- h. shall remain in 'Gr: Reception accepted' state.

#### 6.3.6.4.4 Reception of Receive Media End Request message (R: Receive Media End Request)

Upon receiving a Receive Media End Request message, the reception control arbitration logic in the transmission control server:

1. shall send the Receive Media End Response message. The Receive Media End Response message:
  - a.. the first bit in the subtype of the Receive media end response message is set to '1' (Acknowledgment is required) as described in subclause 9.2.2.1, shall send a Transmission control Ack message.
  - b. shall include the Message Type field set to 'y' (Receive media end granted);
- 2.. shall stop timer T6 (Reception Granted);
3. shall decrement the counter C11 (Count of Active Receivers for stream) by 1, if it has not reach its lower limit;
4. if C11 has reached its lower limit, shall start timer T11 (Stream Reception Idle); NOTE: Decision to start same timer T11 or a new timer, when all the participants have stopped reception, can be taken based on MCVideo server local policy.
5. shall decrease C7 (Reception Accepted) by 1 if it has not reach its lower limit;
6. if C7 has not reached it lower limit, shall remain in 'Gr: Reception accepted' state;
7. if C7 has reached its lower limit, shall enter the 'Gr: Reception Idle' state.

#### 6.3.6.4.5 Reception of Receive Media End Response message (R: Receive Media End Response)

Upon receiving a Receive Media End Response message, the reception control arbitration logic in the transmission control server:

1. if the the first bit in the subtype of the Receive media end response message is set to '1' (Acknowledgment is required) as described in subclause 9.2.2.1, shall send a Transmission control Ack message.
2. shall stop timer T6 (Reception Granted);
3. shall decrement the counter C11 (Count of Active Receivers for the stream) by 1, if it has not reach its lower limit;
4. if C11 has reached its lower limit, shall start timer T11 (Stream Reception Idle);

NOTE: Decision to start same timer T11 or a new timer, when all the participants have stopped reception, can be taken based on MCVideo server local policy.

5. shall decrease C7 (Reception Accepted) by 1 if it has not reach its lower limit;

6. if C7 has not reached its lower limit, shall remain in 'Gr: Reception accepted' state.
7. if C7 has reached its lower limit, shall enter the 'Gr: Reception Idle' state.

#### 6.3.6.4.6 Void

#### 6.3.6.4.7 Receive RTP media (R: RTP media)

Upon receiving a RTP media, the reception control arbitration logic in the transmission control server:

1. shall instruct the media distributor to forward the RTP media packets to MCVideo clients according to local policy; and
2. shall remain the 'Gr: Reception accepted' state.

#### 6.3.6.4.8 Timer T6 (Reception Granted) expires

On expiry of timer T6 (Reception Granted) the reception control arbitration logic in the transmission control server:

1. shall send a Receive Media Response (Granted) message to the granted transmission participant if counter C6 (Reception Granted) has not reached its upper limit.
2. shall start timer T6 (Reception Granted) and increment counter C6 (Reception Granted) by 1 if counter C6 (Reception Granted) has not reached its upper limit; and
3. shall remain in the 'G: Reception accepted' state.

#### 6.3.6.4.9 Timer T6 (Reception Granted) expired N times

When timer T6 (Reception Granted) expires and counter C6 (Reception Granted) reaches its upper limit, the reception control arbitration logic in the transmission control server:

1. shall remain in the 'G: Reception Accepted' state.

#### 6.3.6.4.10 Receive Media Transmission Notify message (R: Media Transmission Notify)

Upon receiving a media transmission request notify message from the reception control arbitration logic in the transmission control server:

1. shall send the Media Transmission Notify message to all other transmission participants. The Media Transmission Notify message:
  - a. if a group call is a broadcast group call, system call, emergency call or an imminent peril call, shall include the Reception Mode the Reception Mode field set to '0' indicating automatic reception mode; and
  - b. if a group call is not a broadcast group call, system call, emergency call or an imminent peril call, shall include the Reception Mode the Reception Mode field set to '1' indicating manual reception mode; and
2. shall start timer T11 (Stream Reception Idle) and associate it with the transmitter SSRC or UserId present in Media Transmission Notify message;
3. shall initialize a counter C11(Count of Active Receivers for the stream) to 0 & associate it with the transmitter SSRC or UserId present in Media Transmission Notify message;
4. shall remain in the 'Gr: Reception Accepted' state.

#### 6.3.6.4.11 Receive Transmission End Notify message (R: Transmission End Notify)

Upon receiving a Transmission End Notify message, the reception control arbitration logic in the transmission control server:

1. shall send the Transmission End Notify message to all other transmission participants.
2. shall stop timer T11(Stream Reception Idle) associated with the transmitter SSRC, if running;
3. shall decrease C7 (Reception Accepted) by the value of C11(Count of Active Receivers for the stream) associated with the transmitter SSRC or UserId present in Transmission End Notify message;

4. if C7 has not reached it lower limit, shall remain the 'Gr: Reception accepted' state.
5. if C7 has reached it lower limit, shall enter the 'Gr: Reception Idle' state.

#### 6.3.6.4.12 Timer T11(Stream Reception Idle) expired

On expiry of timer T11 (Stream Reception Idle), the reception control arbitration logic in the transmission control server

1. shall communicate to the transmission control arbitration logic in transmission control server to terminate the stream associated to the expired timer T11.
2. shall remain in 'Gr: Reception Accepted' state.

NOTE: Terminating the stream by sending Transmission Revoke message or Transmission End Request message is decided based on MCVideo server local policy.

#### 6.3.6.5 State: 'Gr: Any state'

##### 6.3.6.5.1 General

This subclause describes the actions to be taken in all states defined for the general state diagram with the exception of the 'Start-stop' state.

##### 6.3.6.5.2 Receive MCVideo call release - 1

This subclause is used by the reception control arbitration logic in the transmission control server when an MCVideo call is released.

Upon receiving an MCVideo call release step 1 request from the application and signalling plane the transmission control arbitration logic in the transmission control server:

1. shall request the media distributor in the MCVideo server to stop sending RTP media packets MCVideo clients; and
2. shall enter the 'Releasing' state.

#### 6.3.6.6 State: 'Gr: Releasing'

##### 6.3.6.6.1 General

The reception control arbitration logic in the transmission control server uses this state while waiting for the application and signalling plane to finalize the disconnection of an MCVideo call.

##### 6.3.4.6.2 Receive MCVideo call release - 2

Upon receiving an MCVideo call release step 2 request from the application and signalling plane, the reception control arbitration logic in the transmission control server:

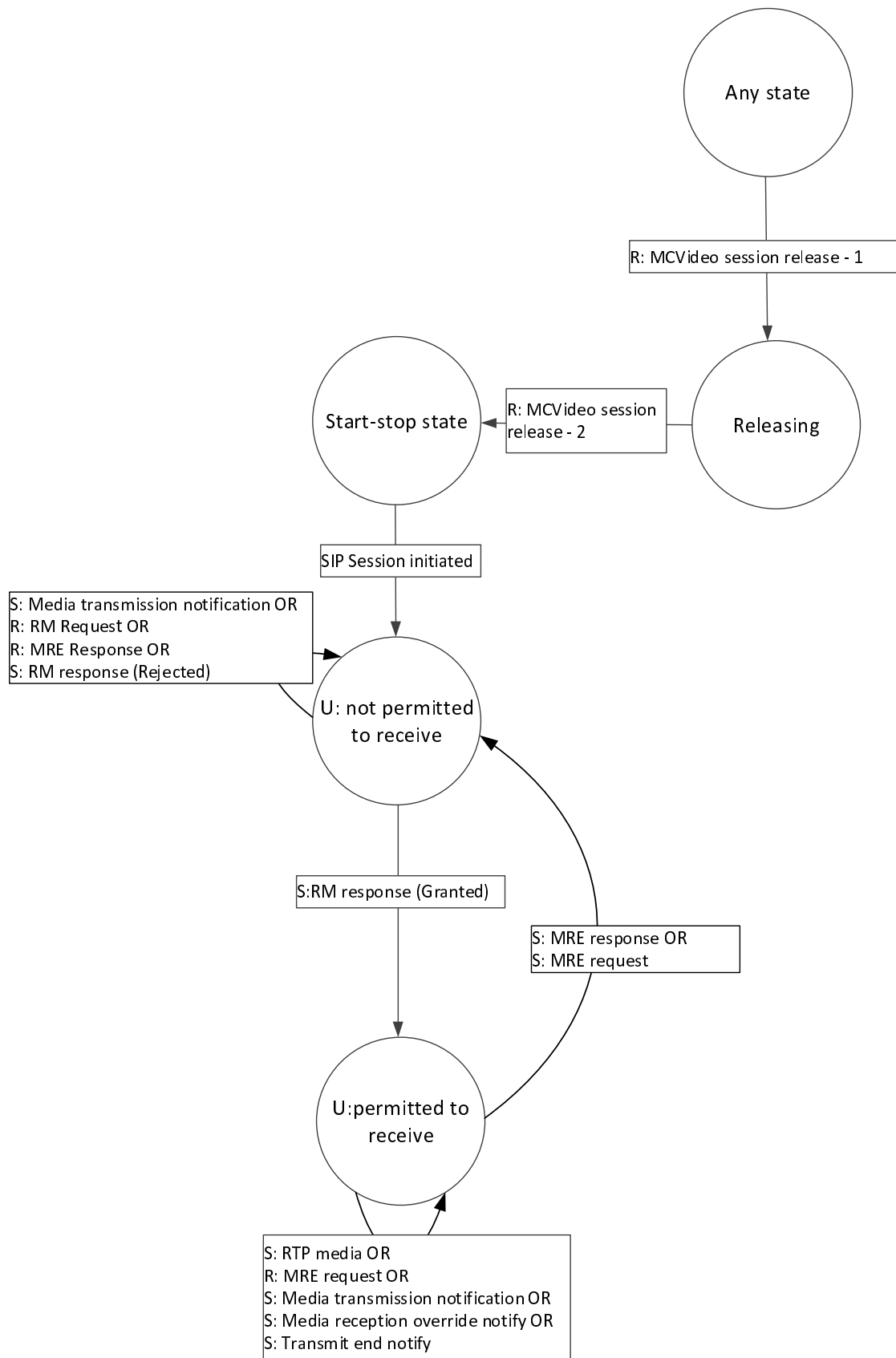
1. shall release all resources reserved in the media plane including the instances used for the 'transmission control server state transition diagram for general reception control operation', and 'Transmission control server state transition diagram for basic reception control operation towards the transmission participant' state machines and any running timers associated with the state machines; and
2. shall enter the 'Start-stop' state.

## 6.3.7 Transmission control server state transition for basic reception control operations towards the transmission participant

### 6.3.7.1 General

The reception control interface towards the MCVideo client in the transmission control server shall behave according to the state diagram and state transitions specified in this subclause.

Figure 6.3.7.1-1 shows the states and state transitions for an associated transmission participant in the transmission control server.



**Figure 6.3.7.1-1: Transmission control server state transition diagram for basic reception control operation towards the transmission participant**

The reception control interface towards the MCVideo client in the transmission control server shall create one instance of the 'basic reception control operations' state machine towards the MCVideo client for every transmission participant served by the transmission control server as follows:

1. For pre-arranged group call in case of an originating MCVideo call, the 'basic transmission control operation towards the transmission participant' state machine shall be created when the MCVideo server sends the SIP 200 (OK) response towards the originating MCVideo client.
2. For pre-arranged group call in case of a terminating MCVideo call, the 'basic transmission control operation towards the transmission participant' state machine shall be created when the transmission control server receives the SIP 200 (OK) response.
3. For chat group call the 'basic transmission control operation state machine towards the transmission participant' shall be created when the MCVideo server sends the SIP 200 (OK) response to the received initial SIP INVITE request.

The transmission participant associated to the 'basic reception control operation towards the transmission participant' state machine is here referred to as the "associated transmission participant".

The external inputs to the state machine are:

1. directives coming from the reception control arbitration logic;
2. transmission control messages sent by the transmission participants;
3. media; and
4. in certain cases, SIP messages used for call handling.

If transmission control messages or RTP media packets arrives in a state where there is no procedure specified in the following subclauses, the transmission control interface towards the MCVideo client in the transmission control server:

1. shall discard the transmission control message;
2. shall request the network media interface in the MCVideo server to discard any received RTP media packet; and
3. shall remain in the current state.

State details are explained in the following subclauses.

### 6.3.7.2 State: 'Start-stop'

#### 6.3.7.2.1 General

When a new instance of the 'basic reception control operations towards the transmission participant' state machine is created, before any reception control related input is applied, the state machine is in the 'Start-stop' state. Similarly when the call is released the state machine shall return to the Start-Stop state.

An association between the transmission control server and a transmission participant in the MCVideo client is created, when the state machine is created; and

1. in case of an originating MCVideo call, when the MCVideo server sends the SIP 200 (OK) response to the originating MCVideo client; and
2. in case of a terminating MCVideo call, when the transmission control server receives the SIP 200 (OK) response sent from the terminating MCVideo client.

#### 6.3.7.2.2 SIP Session initiated

When a SIP Session is established and if the session is a normal group call session:

NOTE 1: Temporary group call is not supported in this release. Normal group call contains pre-arranged group call, chat group call, broadcast group call.

1. shall initialize a general state machine as specified in subclause 6.3.6.2.2; and

NOTE 2: In the subclause 6.3.6.2.2 the 'general reception control operation' state machine will continue with the initialization of the 'general reception control operation' state machine.

2. shall enter the state 'U: not permitted to receive' as specified in the subclause 6.3.7.3.2;

The maximum reception priority of the transmission participant is permitted to request is negotiated in the "mc\_reception\_priority" fmp attribute as specified in clause 14.

### 6.3.7.3 State: 'U: not permitted to receive'

#### 6.3.7.3.1 General

The transmission control interface towards the MCVideo client in the transmission control server uses this state when the associated transmission participant is not permitted to receive media.

#### 6.3.7.3.2 Enter state 'U: not permitted to receive'

When entering this state, the transmission control interface towards the MCVideo client in the transmission control server:

1. shall set the state for the associated transmission participant to 'U: not permitted to receive'.

#### 6.3.7.3.3 Send Media Transmission Notification message (S: Media Transmission Notification)

When transmission control server has received RTP media packets from another transmission participant, the transmission control interface towards the MCVideo client in the transmission control server:

1. shall send the Media Transmission Notification message to the transmission participant;
2. may set the first bit in the subtype of the Media Transmission Notification message to '1' (Acknowledgment is required) as described in subclause 9.2.2.1, and

NOTE: It is an implementation option to handle the receipt of the Transmission control Ack message and what action to take if the Transmission control Ack message is not received.

3. initiates a instance of 'basic reception control operations towards the transmission participant' state machine.
4. shall remain in the 'U: not permitted to receive' state as specified in the subclause 6.3.7.3.2.

#### 6.3.7.3.4 Reception of Receive Media Request message (R: Receive Media Request)

Upon receiving a Receive Media Request message from the associated transmission participant, the transmission control interface towards the MCVideo client in the transmission control server:

1. if the session is not a broadcast group call, shall forward the Receive Media Request message to the transmission control server arbitration logic;
2. if the transmission control server arbitration logic decides that the transmission participant cannot receive media, shall send a Receive Media Response (Rejected) message to the associated transmission participant. The Receive Media Response (Rejected) message:
  - a. shall include in the Result field the <Result indicator> value result#0 (Rejected)
  - b. shall include in the Reject Cause field the <Reject Cause> value:
    - i. cause#0 (Insufficient downlink bandwidth); or
    - ii. cause#1 (No permission to receive)
  - c. may include in the Reject Cause field an additional text string explaining the reason for rejecting the Transmission request in the <Reject Phrase> value;
  - d. may set the first bit in the subtype of the Transmission Response (Rejected) message to '1' (Acknowledgment is required) as described in subclause 9.2.2.1; and



NOTE 3: It is an implementation option to handle the receipt of the Transmission control Ack message and what action to take if the Transmission control Ack message is not received.

- e. if a group call is a broadcast group call, a system call, an emergency call, an imminent peril call, or a temporary group session, shall include the Transmission Indicator field with appropriate indications; and
3. shall remain in the 'U: not permitted to receive' state.

Upon receiving a Receive Media Request message from the associated transmission participant including a Reception Priority field, the reception priority shall be the lower of the reception priority included in Receive Media Request message and the negotiated maximum reception priority that the MCVideo client is permitted to request.

#### 6.3.7.3.5 Receive Media Reception End Response message (R: Media Reception End Resonse)

Upon receiving the Media Reception End Response message from the transmission participant, the transmission control interface towards the MCVideo client in the transmission control server:

1. shall release any downlink resources associated with the transmission participant; and
2. shall remain in the 'U: not permitted to receive' state.

#### 6.3.7.3.6 Send Receive Media Response (Granted) message (S: Receive Media Response (Granted))

When the transmission control server arbitration logic in the MCVideo server decides to grant permission to the transmission participant to receive the media, the transmission control interface towards the MCVideo client in the transmission control server:

1. shall send the Receive Media Response (Granted) message to the associated transmission participant;
2. may set the first bit in the subtype of the Receive Media Response (Granted) message to '1' (Acknowledgment is required) as described in subclause 9.2.2.1; and

NOTE: It is an implementation option to handle the receipt of the Transmission control Ack message and what action to take if the Transmission control Ack message is not received.

3. shall enter the state 'U: permitted to receive' as specified in subclause 6.3.7.4.2.

#### 6.3.7.4 State: 'U: permitted to receive'

##### 6.3.7.4.1 General

The transmission control interface towards the MCVideo client in the transmission control server uses this state when the associated transmission participant has been given permission to receive media.

##### 6.3.7.4.2 Enter state 'U: permitted to receive'

When entering this state the transmission control interface towards the MCVideo client in the transmission control server:

1. shall set the state for the associated transmission participant to 'U: permitted to receive'.

##### 6.3.7.4.3 Send RTP media packets (S: RTP media)

Upon the decision of the transmission control server arbitration logic to permit the transmission participant to receive a media in transmission, the transmission control interface towards the MCVideo client in the transmission control server:

1. shall request the network media interface in the MCVideo server to forward RTP media packets to the media distributor in the MCVideo server; and
2. shall remain in the 'U: permitted to receive' state.

#### 6.3.7.4.4 Receive Media Reception End Request message (R: Media Reception End Request)

Upon receiving a Media Reception End Request message from the associated transmission participant, the transmission control interface towards the MCVideo client in the transmission control server:

1. shall forward the Media Reception End Request message to the general transmission control operation state machine of the transmission control arbitration logic in the MCVideo server; and
2. shall remain in the 'U: permitted to receive' state.

#### 6.3.7.4.5 Send Media Transmission Notification message (S: Media Transmission Notification)

When transmission control server has received RTP media packets from another transmission participant on uplink, the transmission control interface towards the MCVideo client in the transmission control server:

1. initiates a instance of 'basic reception control operations towards the transmission participant' state machine;
2. shall send the Media Transmission Notification message to the transmission participant; and
3. shall remain in the 'U: permitted to receive' state.

#### 6.3.7.4.6 Send Media Reception Override Notify message (S: Media Reception Override Notify)

When transmission control server has received RTP media packets from another transmission participant on uplink and the transmission control server decides that it cannot send the RTP media packet on downstream even if the user is permitted to receive, the transmission control interface towards the MCVideo client in the transmission control server:

1. shall send the Media Reception Override Notify message to the transmission participant; and
2. shall remain in the 'U: permitted to receive' state.

#### 6.3.7.4.7 Send Transmission End Notify message (S: Transmission End Notify)

When transmission control server has stopped receiving RTP media packets from another transmission participant on uplink, the transmission control interface towards the MCVideo client in the transmission control server:

1. shall send the Transmission End Notify message to the transmission participant; and
2. shall remain in the 'U: permitted to receive' state.

#### 6.3.7.4.8 Send Media Reception End Request message (S: Media Reception End Request)

When the transmission control server determines to end sending the RTP media packets on downlink to the transmission participant, the transmission control interface towards the MCVideo client in the transmission control server:

1. shall stop sending the RTP media packets to the transmission participant;
2. shall send the Media Reception End Request message to the transmission participant; and
3. shall enter the 'U: not permitted to receive' state.

#### 6.3.7.4.9 Send Media Reception End Response message (S: Media Reception End Response)

When the transmission control server determines to end sending the RTP media packets on downlink to the transmission participant, the transmission control interface towards the MCVideo client in the transmission control server:

1. shall stop sending the RTP media packets to the transmission participant;
2. shall send the Media Reception End Response message to the transmission participant, may set the first bit in the subtype of the Media Reception End Response message to '1' (Acknowledgment is required) as described in subclause 9.2.2.1; and

NOTE 3: It is an implementation option to handle the receipt of the Transmission control Ack message and what action to take if the Transmission control Ack message is not received.

3. shall enter the 'U: not permitted to receive' state.

## 6.4 Participating MCVideo function transmission control procedures

### 6.4.1 General

Once an on-demand MCVideo session is established or a pre-established session is in use when the participating MCVideo function receives transmission control messages from the transmission participant in the MCVideo client or from the transmission control server in the controlling MCVideo function, the behaviour of the participating MCVideo function is described in the following subclauses.

### 6.4.2 Receive transmission control messages

Upon receiving a transmission control message the participating MCVideo function:

1. shall immediately forward the transmission control message to the transmission control server if the message is received from the transmission participant;
2. if an MBMS subchannel is not used for a conversation in the session the transmission control message is associated with, shall immediately forward the transmission control message to the transmission participant if the message is received from the transmission control server; and
3. if an MBMS subchannel is used for a conversation in the session the transmission control message is associated with:
  - a. if
    - i. the transmission control message is not a Transmission Idle message or a Media Transmission Notify message;
    - ii. the MCVideo client has not reported "listening" status as specified in 3GPP TS 24.281 [2] subclause 14.2.3; or
    - iii. the MCVideo client has reported "not-listening" status as specified in 3GPP TS 24.281 [2] subclause 14.2.3 in the latest received MBMS bearer listening status report;shall immediately forward the transmission control message to the transmission participant; and
  - b. if
    - i. the MCVideo client has reported "listening" status as specified in 3GPP TS 24.281 [2] subclause 14.2.3 in the latest received MBMS bearer listening status report; and
    - ii. if the transmission control message is the Transmission Idle message or the Media Transmission Notify message,shall perform actions as specified in subclause 10.2.

NOTE: When the Transmit Idle or Media Transmission Notify messages are discarded the messages are sent to the MCVideo clients over the MBMS subchannel allocated for the conversation as specified in subclause 10.2.

### 6.4.3 Receive RTP media packets (R: RTP Media)

Upon receiving RTP media packets the participating MCVideo function:

1. shall immediately forward the RTP media packet to the controlling MCVideo function if the RTP packet is from an MCVideo client; and
2. if an MBMS subchannel is not used for a conversation in the session the RTP media packets are associated with, shall immediately forward the RTP media packets to the MCVideo client if the RTP packet is from the controlling MCVideo function or the non-controlling MCVideo function.
3. if an MBMS subchannel is used for a conversation in the session the RTP media packets are associated with and if RTP media packets are received from the controlling MCVideo function or the non-controlling MCVideo function:
  - a. if
    - i. the MCVideo client has not reported "listening" status as specified in 3GPP TS 24.281 [2] subclause 14.2.3; or
    - ii. the MCVideo client has reported "not-listening" status as specified in 3GPP TS 24.281 [2] subclause 14.2.3 in the latest received MBMS bearer listening status report,shall immediately forward the RTP media packets to the MCVideo client; and
  - b. if the MCVideo client has reported "listening" status as specified in 3GPP TS 24.281 [2] subclause 14.2.3 in the latest received MBMS bearer listening status report, shall perform actions as specified in subclause 10.2.

### 6.4.4 Release of session

When the participating function receives an indication from the application and signalling plane that session release is initiated, the participating MCVideo function:

1. shall stop sending transmission control messages towards the transmission participant and the transmission control server; and
2. shall stop sending RTP media packets towards the MCVideo client and towards the controlling MCVideo function.

When the participating MCVideo function receives an indication from the application and signalling plane that the session is released, the participating MCVideo function:

1. in case of a pre-established session, shall perform the actions in subclause 9.3.2; and
2. in case of an on-demand session, shall release the media resources associated with the session.

---

## 7 Off-network MCVideo service media plane procedures

### 7.1 General

Transmission control in off-network can be performed in two ways:

- Single arbitrator: transmission participants rely on a single participant designated as transmission arbitrator for the arbitration of transmission requests.
- Self arbitration: each transmission participant arbitrates its own transmission based on its view of the topology.

Both of the approaches, as appropriate for the deployment model, can be adopted for a MCVideo group using the "`<x>/OffNetwork/MCVideo/ArbitrationApproach`" configuration parameter.

If the value of "`<x>/OffNetwork/MCVideo/ArbitrationApproach`" leaf node present in group configuration as specified in 3GPP TS 24.483 [4] is set to:

- "single", then single arbitrator approach applies; or
- "self", then self arbitration approach applies.

In the single arbitrator approach, one MCVideo client assumes the responsibility for arbitration of transmission requests for all group members within range. All requests for transmission are directed to the arbitrator, and the arbitrator checks the configured limits on the simultaneous transmissions, and grants or denies the request. If an MCVideo client is out of range of the current arbitrator, the MCVideo client is allowed to transmit and also become a transmission arbitrator. If there is insufficient capacity to carry an extra transmission i.e. the configured limit for simultaneous transmissions is reached, the MCVideo client can request that an existing transmitting MCVideo client is pre-empted; the pre-emption request is sent to the transmission arbitrator.

In the self arbitration approach, each MCVideo client decides for itself whether there is sufficient capacity to carry the transmission. If it determines that there is insufficient capacity i.e. the configured limit for simultaneous transmissions is reached, and from its perspective another transmitting MCVideo client has a lower priority, the requesting MCVideo client can send an override request directly to this other transmitting MCVideo client, which will either accept the override request and give way, or deny the override request.

In both the single arbitrator approach and the self arbitration approach, if there is insufficient capacity to carry the communication i.e. the configured limit on the simultaneous transmissions is reached, the MCVideo client can report this to the MCVideo user. The MCVideo user can decide to transmit anyway, and instruct the MCVideo client to proceed with the transmission.

## 7.2 Transmission participant procedures for single arbitrator approach

### 7.2.1 Transmission participant procedures at MCVideo session initialisation

This subclause applies when no active transmission control session exists.

Before a transmission control entity is initiated a state machine with a single state, named as 'Start-stop' state, shall exist. At 'Start-stop' state, when the MCVideo client receives a request of the MCVideo call control entity to initiate the transmission control as originating client, then the MCVideo client shall initiate a transmission control entity and the transmission control entity shall enter into the 'O: transmission arbitration' state. Otherwise, if MCVideo client receives a request of the MCVideo call control entity to initiate the transmission control as terminating client, then the MCVideo client shall initiate a transmission control entity and the transmission control entity for an MCVideo group call shall enter into the 'O: silence' state or for both MCVideo private call and MCVideo broadcast call shall enter the 'O: has no permission' state.

Once the session is initiated, the initial transmission control messages are sent according to the state machine presented in subclause 7.2.3. Normally, once the session is started the originating MCVideo client has the transmission implicitly. For an on-going off-network group call, if an MCVideo client joins later, then it starts the transmission control session and takes the role of transmission participant and enters 'O: silence' state.

#### 7.2.1.2 Determine off-network transmission priority

In the absence of a mission critical organization's method for determining off-network transmission priority, the following procedure shall be used. Otherwise, the mission critical organization's method shall supersede this subclause.

Upon receiving a Transmission Request message, to determine the transmission priority of the Transmission Request message, the transmission arbitrator:

1. shall check the presence of Transmission priority field in the received Transmission Request message. If present, the transmission arbitrator:

- a. shall determine the transmission priority of the Transmission Request message by choosing the lowest value from the following inputs:
  - i. the value of the Transmission priority field in the received Transmission Request message;
  - ii. the value of the "`/<x>/<x>/Common/MCPTTGroupMemberList/<x>/UserPriority`" leaf node of the sender of the Transmission Request message, present in group configuration as specified in 3GPP TS 24.483 [4]; and
  - iii. the value of the "`/<x>/OffNetwork/NumLevelHierarchy`" leaf node present in service configuration as specified in 3GPP TS 24.483 [4]; and
2. if the Transmission priority field is not present in the Transmission Request message, the transmission arbitrator:
  - a. shall use the minimum value allowed for the Transmission priority as transmission priority of the Transmission Request message.

Once the transmission priority of the Transmission Request message is determined, to determine the effective priority of the Transmission Request message, if the number of transmitters has reached maximum, the transmission arbitrator:

1. shall check the type of call indicated by the Transmission Indicator field of the received Transmission Request message and:
  - a. if the type of call indicated by the Transmission Indicator field is Normal call and:
    - i. if the current type of the call is normal, shall continue to check the next input parameter from step 2; or
    - ii. if the current type of the call is emergency or imminent-peril, shall deny the transmission request and skip step 2;
  - b. if the type of call indicated by the Transmission Indicator field is Imminent peril call and:
    - i. if the current type of the call is normal:
      - A. shall pre-empt a current transmitter;
      - B. shall grant the transmission request; and
      - C. shall skip step 2;
    - ii. if the current type of the call is imminent-peril, shall continue to check the next input parameter from step 2; and
    - iii. if the current type of the call is emergency, shall deny the transmission request and skip step 2;
  - c. if the type of the call indicated by the Transmission Indicator field is Emergency call and:
    - i. if the current type of the call is normal or imminent-peril:
      - A. shall pre-empt a current transmitter; and
      - B. shall grant the transmission request;
      - C. shall skip step 2;
    - ii. if the current type of the call is emergency, shall continue to check the next input parameter from step 2; and
2. shall compare the determined transmission priority of the received Transmission Request message to the effective priority of the current transmitters (determined at the time of transmission grant to the current transmitters) and:
  - a. if the effective priority of all the current transmitters are equal to or higher than the determined transmission priority of the Transmission Request message, shall deny the transmission request; and
  - b. if the determined transmission priority of the Transmission Request message is higher than any of the current transmitters:

- i. shall pre-empt a current transmitter with lower priority; and
- ii. shall grant the transmission request.

## 7.2.2 Transmission participant procedures at MCVideo call release

This subclause applies when an active transmission control session exists.

When the off-network call is released the transmission control session is terminated. The off-network transmission control session can also be terminated when no media transmission or reception takes place during transmission control session hold time, T230 (Inactivity). The termination of the transmission control session as a result of the expiry of timer T230 (Inactivity) may terminate the call session.

## 7.2.3 Transmission participant state diagram – basic operation

### 7.2.3.1 General

The transmission participant shall behave according to the state diagram and the transitions specified in this subclause.

The received transmission messages and the RTP media packets are inputs to the state machine according to their arrival order. They are not ignored unless otherwise stated.

The MCVideo client also provides input to the state machine as request to transmit video (click video transmission send button) or as end of video transmission (click video transmission end button).

Figure 7.2.3.1-1 show the 'Transmission participant state diagram – basic operation'.

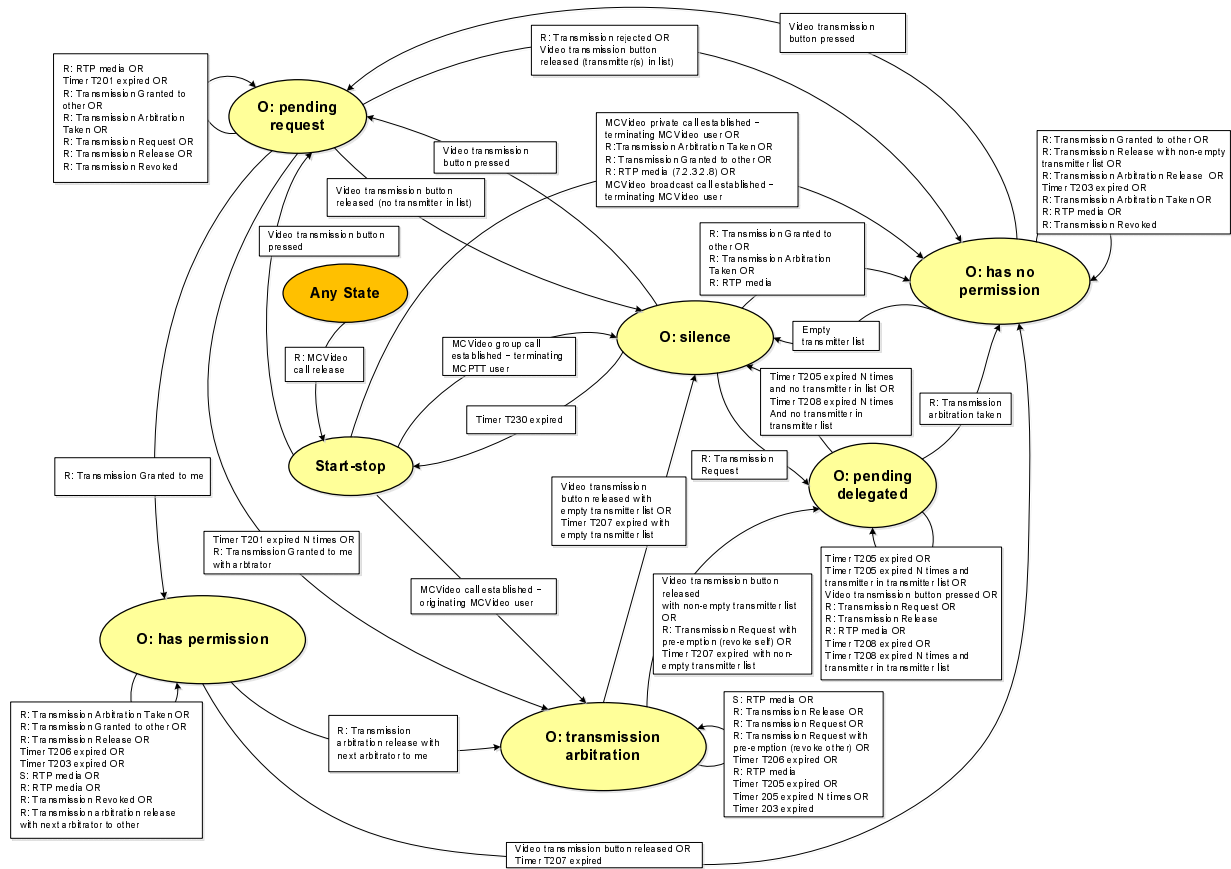


Figure 7.2.3.1-1: 'Transmission participant state diagram – basic operation'

State details are explained in the following subclauses.

If an RTP media packet or a transmission control message arrives in a state where there is no specific procedure specified for the RTP media packet or the received transmission control message, the transmission participant shall discard the transmission control message or the RTP media packet and shall remain in the current state.

NOTE: A badly formatted RTP packet or transmission control message received in any state is ignored by the transmission participant and does not cause any change of the current state.

### 7.2.3.2 State: 'Start-stop'

#### 7.2.3.2.1 General

When a new instance of the state machine is created, before any transmission control related input is applied, the state machine is in the 'Start-stop' state. Similarly when the call is released or the transmission control session is terminated, the state machine shall return to the 'Start-stop' state.



#### 7.2.3.2.2 MCVideo call established – originating MCVideo user

When an MCVideo call is established with session announcement including an explicit transmission request, the originating transmission participant:

1. shall create an instance of a transmission participant state transition diagram for basic operation state machine;
2. shall send Transmission Granted message towards other transmission participants. The Transmission Granted message:
  - a. shall include the granted priority in the Transmission priority field;
  - b. shall include the MCVideo user's own MCVideo ID in the User ID field; and
  - c. if the transmission request is a broadcast group call, system call, emergency call or an imminent peril call, shall include a Transmission Indicator field indicating the relevant call types; and
3. shall enter 'O: transmission arbitration' state.

#### 7.2.3.2.3 MCVideo group call established – terminating MCVideo user

When an MCVideo call is established the terminating transmission participant:

1. shall create an instance of a transmission participant state transition diagram for basic operation state machine;
2. shall start timer T230 (Inactivity); and
3. shall enter 'O: silence' state.

#### 7.2.3.2.4 MCVideo private call established – terminating MCVideo user

When an MCVideo private call is established the terminating transmission participant:

1. shall create an instance of a transmission participant state transition diagram for basic operation state machine;
2. shall start timer T203(End of RTP media); and
3. shall enter 'O: has no permission' state.

#### 7.2.3.2.5 Send Transmission Request message (click video transmission send button)

If the transmission participant receives an indication from the MCVideo user to send media, the transmission participant:

1. shall create an instance of a transmission participant state transition diagram for basic operation state machine;
2. shall send the Transmission Request message to other transmission participants. The Transmission Request message:
  - a. if a different priority than the normal priority is required, shall include the Transmission Priority field with the requested priority in the <Transmission Priority> value;
  - b. shall include the MCVideo ID of the MCVideo user in the <User ID> value of the User ID field; and
  - c. if the transmission request is a broadcast group call, system call, emergency call or an imminent peril call, shall include a Transmission Indicator field indicating the relevant call types;
3. shall initialise the counter C201 (Transmission request) with value set to 1;
4. shall start the timer T201 (Transmission request); and
5. shall enter 'O: pending request' state.

#### 7.2.3.2.6 Receive Transmission Arbitration Taken message (R: Transmission Arbitration Taken)

When a Transmission Arbitration Taken message is received, the transmission participant:

1. shall create an instance of a transmission participant state transition diagram for basic operation state machine;
2. may provide a transmission taken notification to the MCVideo user;
3. shall set the stored current transmission arbitrator to Granted Party's Identity value of the Granted Party's Identity field in the Transmission Arbitration Taken message;
4. shall start timer T203 (End of RTP media) and store the current transmission arbitrator in transmitter list; and
5. shall enter 'O: has no permission' state.

#### 7.2.3.2.7 Receive Transmission Granted message (R: Transmission Granted to other)

When a Transmission Granted message is received, the transmission participant:

1. shall create an instance of a transmission participant state transition diagram for basic operation state machine;
2. may provide a transmission taken notification to the MCVideo user;
3. shall set the stored current transmission arbitrator to the identity of sender of Transmission Granted message;
4. shall start timer T203 (End of RTP media) and store the user to whom the transmission was granted in the Transmission Granted message in transmitter list; and
5. shall enter 'O: has no permission' state.

#### 7.2.3.2.8 Receive RTP media (R: RTP media)

Upon receiving RTP media packets, the transmission participant:

1. shall create an instance of a transmission participant state transition diagram for basic operation state machine;
2. may provide a transmission taken notification to the MCVideo user;
3. shall restart timer T203 (End of RTP media);
4. shall request the MCVideo client to start rendering received RTP media packets; and
5. shall enter 'O: has no permission' state.

#### 7.2.3.2.9 MCVideo broadcast call established – terminating MCVideo user

When an MCVideo broadcast call is established the terminating transmission participant:

1. shall create an instance of a transmission participant state transition diagram for basic operation state machine;
2. shall start timer T203 (End of RTP media); and
3. shall enter 'O: has no permission' state.

NOTE: In MCVideo broadcast call, only originating MCVideo user is allowed to request transmission and transmit media. A Transmission Request message is locally denied to terminating MCVideo user, if requested.

#### 7.2.3.3 State: 'O: silence'

##### 7.2.3.3.1 General

When in this state the MCVideo client for the session is unaware of any MCVideo client acting as a transmission arbitrator, has not itself initiated a transmission control request and is not currently receiving RTP media packets.

Timer T230 (Inactivity) is running in this state.

#### 7.2.3.3.2 Send Transmission Request message (click video transmission send button)

If the transmission participant receives an indication from the MCVideo user to send media, the transmission participant:

1. shall send the Transmission Request message to other transmission participants. The Transmission Request message:
  - a. if a priority different than the default transmission priority is required, shall include the Transmission Priority field with the requested priority in the <Transmission Priority> element;
  - b. shall include the MCVideo ID of the MCVideo user in the <User ID> value of the User ID field; and
  - c. if the transmission request is a broadcast group call, system call, emergency call or an imminent peril call, shall include a Transmission Indicator field indicating the relevant call types;
2. shall initialise the counter C201 (Transmission request) with value set to 1;
3. shall stop timer T230 (Inactivity);
4. shall start timer T201 (Transmission Request); and
5. shall enter 'O: pending request' state.

#### 7.2.3.3.3 Receive RTP media (R: RTP media)

Upon receiving RTP media packets, the transmission participant:

1. may provide a transmission taken notification to the MCVideo user;
2. shall stop timer T230 (Inactivity);
3. shall start timer T203 (End of RTP media) for the SSRC of RTP media packet;
4. shall request the MCVideo client to start rendering received RTP media packets; and
5. shall enter 'O: has no permission' state.

#### 7.2.3.3.4 Receive Transmission Granted message (R: Transmission Granted to other)

When a Transmission Granted message is received and if the User ID in the Transmission Granted message does not match its own User ID, the transmission participant:

1. may provide a transmission taken notification to the MCVideo user;
2. if the Transmission Indicator field is included and the B-bit is set to '1' (Broadcast group call), shall provide a notification to the user indicating that this is a broadcast group call;
3. shall stop timer T230 (Inactivity);
4. shall start timer T203 (End of RTP media) and store the identity of the user, to whom the transmission was granted in the Transmission Granted message, in transmitter list; and
5. shall enter 'O: has no permission' state.

#### 7.2.3.3.5 Receive Transmission Request message (R: Transmission Request)

The transition is used in private call only. When a Transmission Request message is received, the transmission participant:

1. shall send a Transmission Granted message toward the other transmission participant. The Transmission Granted message:

- a. shall include the MCVid ID of the Transmission Request message received in User ID value of the User ID field;
  - b. shall include the SSRC of the Transmission Request message received in the SSRC of transmission control server field;
  - c. shall include the max duration as configured in the MCVid client in the OffNetwork/MaxDuration parameter in the <Duration> value of the Duration field; and
  - d. shall include the priority of the Transmission Request message received in the <Transmission Priority> value of the Transmission Priority field;
2. shall stop timer T230 (Inactivity);
  3. shall start timer T205 (Transmission Granted); and
  4. shall enter 'O: pending delegated' state.

#### 7.2.3.3.6 Receive Transmission Arbitration Taken message (R: Transmission Arbitration Taken)

When a Transmission Arbitration Taken message is received, the transmission participant:

1. may provide a transmission taken notification to the MCVid user;
2. shall set the stored the current transmission arbitrator to Granted Party's Identity value of the Granted Party's Identity field in the Transmission Arbitration Taken message;
3. shall stop timer T230 (Inactivity);
4. shall start timer T203 (End of RTP media) and store the identity of the current transmission arbitrator in transmitter list; and
5. shall enter 'O: has no permission' state.

#### 7.2.3.3.7 Timer T230 (Inactivity) expired

Upon expiry of timer T230 (Inactivity), the transmission participant:

1. shall indicate to the call control that timer T230 (inactivity) has expired;
2. shall terminate the instance of transmission participant state transition diagram; and
3. shall enter 'Start-stop' state.

#### 7.2.3.4 State: 'O: has no permission'

##### 7.2.3.4.1 General

In this state the MCVid client does not have permission to send media.

##### 7.2.3.4.2 Sending Transmission Request message (click video transmission send button)

If the transmission participant receives an indication from the MCVid user that the MCVid user wants to send media, the transmission participant:

1. shall send the Transmission Request message to other clients. The Transmission Request message:
  - a. if a priority different than the default transmission priority is required, shall include the Transmission Priority field with the requested priority in the <Transmission Priority> element;
  - b. shall include the MCVid ID of the MCVid user in the User ID field; and

- c. if the transmission request is a broadcast group call, system call, emergency call or an imminent peril call, shall include a Transmission Indicator field indicating the relevant call types;
2. shall initialise the counter C201 (Transmission request) with value set to 1;
3. shall start timer T201 (Transmission Request); and
4. shall enter 'O: pending request' state.

#### 7.2.3.4.3 Receive Transmission Release message (R: Transmission Release)

When a Transmission Release message is received and if the User ID in the Transmission Release message matches with the stored User ID in transmitter list, the transmission participant:

1. may provide transmission released notification to the MCVideo user;
2. shall request the MCVideo client to stop rendering received RTP media packets;
3. shall stop timer T203 (End of RTP media) for User ID in the Transmission Release message;
4. shall delete the User ID from the transmitter list;
5. if there is no transmitter in transmitter list, shall start timer T230 (Inactivity) and enter 'O: silence' state; or
6. if there are transmitter(s) in transmitter list, shall remain in 'O: has no permission' state.

#### 7.2.3.4.4 Receive Transmission Arbitration Release message (R: Transmission Arbitration Release)

When a Transmission Arbitration Release message is received and if the User ID in the Transmission Arbitration Release message matches with the stored current transmission arbitrator, the transmission participant:

1. may provide transmission arbitration idle notification to the MCVideo user;
2. shall stop timer T203 (End of RTP media) for User ID in the Transmission Arbitration Release message;
3. shall delete the User ID in transmitter list;
4. shall clear the stored current transmission arbitrator;
5. if there is no User ID in transmitter list, shall start timer T230 (Inactivity) and enter 'O: silence' state; or
6. if there are transmitter(s) in transmitter list, shall remain in 'O: has no permission' state.

#### 7.2.3.4.5 Timer T203 (End of RTP media) expired

On expiry of T203 (End of RTP media) timer, the transmission participant:

1. may provide transmission lost notification to the MCVideo user for the User ID whose associated timer T203 (End of RTP media) expired;
3. shall delete the associated User ID from the transmitter list;
4. if there is no User ID in transmitter list, shall start timer T230 (Inactivity) and enter 'O: silence' state; or
5. if there are transmitter(s) in transmitter list, shall remain in 'O: has no permission' state.

#### 7.2.3.4.6 Receive Transmission Granted message (R: Transmission Granted to other)

When a Transmission Granted message is received and if the <User ID> value in the User ID field does not match its own MCVideo ID, the transmission participant:

1. shall start timer T203 (End of RTP media) for the User ID;

2. shall store the user to whom the transmission was granted in the Transmission Granted message in transmitter list;
3. may provide a transmission taken notification to the MCVideo user;
4. if the Transmission Indicator field is included with the B-bit set to '1' (Broadcast group call), shall provide a notification to the user indicating that this is a broadcast group call; and
5. shall remain in the 'O: has no permission' state.

#### 7.2.3.4.7 Receive RTP media (R: RTP media)

Upon receiving RTP media packets and with SSRC not associated with any transmitter stored in the transmitter list, the transmission participant:

1. shall request the MCVideo client to render the received RTP media packets;
2. shall store the SSRC of RTP media packet in the transmitter list as unknown user;
3. shall start timer T203 (End of RTP media) associated with the SSRC; and
4. shall remain in 'O: has no permission' state.

Otherwise, if SSRC of transmission participant sending the media matches the stored SSRC of a user in transmitter list, the transmission participant:

1. shall request the MCVideo client to render the received RTP media packets;
2. shall restart timer T203 (End of RTP media) associated with the User ID; and
3. shall remain in 'O: has no permission' state.

#### 7.2.3.4.8 Receive Transmission Arbitration Taken message (R: Transmission Arbitration Taken)

When a Transmission Arbitration Taken message is received and there is no stored current transmission arbitrator, the transmission participant:

1. if the <User ID> value in the User ID field in Transmission Arbitration Taken message doesn't match with User ID in transmitter list, shall start timer T203 (End of RTP media);
2. shall store the value of <User ID> field of the Transmission Arbitration Taken message as the current transmission arbitrator; and
3. shall remain in 'O: has no permission' state.

#### 7.2.3.4.9 Receive Transmission Revoked message (R: Transmission Revoked)

When a Transmission Revoked message is received and if the User ID in the Transmission Revoked message matches with a stored User ID in transmitter list, the transmission participant:

1. may provide transmission revoked notification to the MCVideo user;
2. shall request the MCVideo client to stop rendering received RTP media packets from the revoked user;
3. shall stop timer T203 (End of RTP media) for User ID in the Transmission Revoked message;
4. shall delete the User ID from the transmitter list;
5. if the User ID in the Transmission Revoked message matches with the stored User ID of current transmission arbitrator, shall clear current transmission arbitrator;
6. if there is no transmitter in transmitter list, shall start timer T230 (Inactivity) and enter 'O: silence' state; or
7. if there are transmitter(s) in transmitter list, shall remain in 'O: has no permission' state.

### 7.2.3.5 State: 'O: transmission arbitration'

#### 7.2.3.5.1 General

In this state the MCVidéo client is acting as a transmission control server (transmission arbitrator) and has the permission to send media.

Timer T206 (Stop talking warning) and timer T207 (Stop Talking) are running in this state.

#### 7.2.3.5.2 Send RTP Media packets (S: RTP Media)

Upon receiving encoded media from the user or if encoded media is already buffered the transmission participant:

1. shall start timer T206 (Stop talking warning);
2. shall request the MCVidéo client to start sending RTP media packets towards other MCVidéo clients; and
3. shall remain in 'O: transmission arbitration' state.

#### 7.2.3.5.3 Receive Transmission Release message (R: Transmission Release)

When a Transmission Release message is received and if the User ID in the Transmission Release message matches with a stored User ID in transmitter list, the transmission participant:

1. may provide transmission release notification to the MCVidéo user;
2. shall request the MCVidéo client to stop rendering received RTP media packets from the user;
3. shall stop timer T203 (End of RTP media) associated with the User ID in the Transmission Release message;
4. shall delete the User ID from the transmitter list; and
5. shall remain in 'O: transmission arbitration' state.

#### 7.2.3.5.4 Receive Transmission Request message (R: Transmission Request)

Upon receiving a Transmission Request message which is not pre-emptive and if the number of current transmitter have reached maximum then, the transmission participant:

1. shall send the Transmission Rejected message. The Transmission Rejected message:
  - a. shall include in the Reject Cause field the <Reject Cause> value cause #1 (Transmission limit reached);
  - b. may include in the Reject Cause field an additional text string explaining the reason for rejecting the transmission request in the <Reject Phrase> value; and
  - c. shall include the User ID field received in the Transmission Request message; and
2. shall remain in 'O: transmission arbitration' state.

Upon receiving a Transmission Request message which is not pre-emptive and if the number of current transmitter have not reached the maximum limit, the transmission participant:

1. shall send the Transmission Granted message toward the other transmission participants. The Transmission Granted message:
  - a. shall include the MCVidéo ID of the granted transmission participant in the User ID field;
  - b. shall include the SSRC of the granted transmission participant in the SSRC of the granted transmission participant field; and
  - c. if the transmission request is a broadcast group call, system call, emergency call or an imminent peril call, shall include a Transmission Indicator field indicating the relevant call types;

2. shall start timer T205 (Transmission Granted) and shall initiate counter C205 (Transmission Granted ) to 1;
3. shall remain in 'O: transmission arbitration' state.

#### 7.2.3.5.5 Send Transmission Arbitration Release message (click video transmission end button with empty transmitter list)

Upon receiving an indication from the MCVideo user to release permission to send RTP media and there is no transmitter in transmitter list, the transmission participant:

1. shall stop timer T206 (Stop talking warning), if running;
2. shall stop timer T207 (Stop talking), if running;
3. shall send a Transmission Arbitration Release message towards other transmission participants. The Transmission Arbitration Release message:
  - a. shall include the MCVideo ID of the MCVideo user in the User ID field; and
  - b. if the session is not initiated as a broadcast group call with the B-bit set to '1' (Broadcast group call), shall include a Transmission Indicator field set to '0' (normal call);
4. shall start timer T230 (Inactivity); and
5. shall enter 'O: silence' state.

#### 7.2.3.5.6 Send Transmission Arbitration Release message (click video transmission end button with non-empty transmitter list)

When no more encoded media is received from the user and if at least one transmitter is present in the transmitter list , the transmission participant:

1. shall stop timer T206 (Stop talking warning), if running;
2. shall stop timer T207 (Stop talking), if running;
3. shall request the MCVideo client to stop sending RTP media packets towards other MCVideo clients;
4. shall send the Transmission Arbitration Release message toward the other transmission participants. The Transmission Arbitration Release message:
  - a. shall include the MCVideo ID of the MCVideo user in the User ID field;
  - b. shall include the MCVideo ID of the first transmission participant in the transmitter list in the Next Arbitrator field;
  - c. shall remove the first transmission participant from the transmitter list;
  - d. for the remaining transmission participants in the transmitter list:
    - i. shall include the MCVideo ID of the transmission participant in the User ID field; and
    - ii. shall include the SSRC of the transmission participant in the SSRC of transmission participant field; and
5. shall start timer T208 (Transmission Arbitration Release) and shall initiate counter C208 (Transmission Arbitration Release) to 1; and
6. shall enter the 'O: pending delegated' state.

#### 7.2.3.5.7 Receive Transmission Request message with pre-emption indication and revoking self (R: Transmission Request with pre-emption)

Upon receiving a Transmission Request message which is pre-emptive and the transmission arbitrator revokes self, the transmission participant:



1. shall stop timer T206 (Stop talking warning), if running;
2. shall stop timer T207 (Stop talking), if running;
3. shall request the MCVideo client to stop sending RTP media packets towards other MCVideo clients;
4. shall send the Transmission Revoked message toward the other transmission participants. The Transmission Revoked message:
  - a. shall include the MCVideo ID of the MCVideo user in the User ID field;
  - b. shall include in the Reject Cause field the <Reject Cause> value cause #1 (Transmission limit reached);
  - c. may include in the Reject Cause field an additional text string explaining the reason for rejecting the transmission request in the <Reject Phrase> value; and
  - d. if the session is not initiated as a broadcast group call with the B-bit set to '1' (Broadcast group call), shall include a Transmission Indicator field set to '0' (normal call);
5. shall send the Transmission Granted message toward the other transmission participants. The Transmission Granted message:
  - a. shall include the MCVideo ID of the granted transmission participant in the User ID field;
  - b. shall include the SSRC of the granted transmission participant in the SSRC of the granted transmission participant field;
  - c. shall include the MCVideo ID of the granted transmission participant in the Next Arbitrator field; and
  - d. for the transmission participants in the transmitter list:
    - i. shall include the MCVideo ID of the transmission participant in the User ID field; and
    - ii. shall include the SSRC of the transmission participant in the SSRC of transmission participant field;
6. shall start timer T205 (Transmission Granted) and shall initiate counter C205 (Transmission Granted) to 1; and
7. shall enter the 'O: pending delegated' state.

#### 7.2.3.5.8 Receive Transmission Request message with pre-emption indication and revoking a transmitter (R: Transmission Request with pre-emption)

Upon receiving a Transmission Request message which is pre-emptive and the transmission arbitrator determines to revoke a transmitter from the transmitter list, the transmission participant:

1. shall request the MCVideo client to stop rendering RTP media packets from the MCVideo user to be revoked;
2. shall send the Transmission Revoked message toward the other transmission participants. The Transmission Revoked message:
  - a. shall include the MCVideo ID of the MCVideo user to be revoked in the User ID field;
  - b. shall include in the Reject Cause field the <Reject Cause> value cause #1 (Transmission limit reached);
  - c. may include in the Reject Cause field an additional text string explaining the reason for rejecting the transmission request in the <Reject Phrase> value; and
  - d. if the session is not initiated as a broadcast group call with the B-bit set to '1' (Broadcast group call), shall include a Transmission Indicator field set to '0' (normal call);
3. shall send the Transmission Granted message toward the other transmission participants. The Transmission Granted message:
  - a. shall include the MCVideo ID of the granted transmission participant in the User ID field; and
  - b. shall include the SSRC of the granted transmission participant in the SSRC of the granted transmission participant field;

4. shall start timer T205 (Transmission Granted) and shall initiate counter C205 (Transmission Granted) to 1; and
5. shall remain in the current state.

#### 7.2.3.5.9 Transmission time limit warning (Timer T206 expires)

When timer T206 (Stop talking warning) expires, the transmission participant:

1. may notify the MCVideo user that the transmission time limit is about to reach;
2. shall start timer T207 (Stop talking); and
3. shall remain in the current state.

#### 7.2.3.5.10 Transmission time limit reached with transmitter(s) in transmitter list (Timer T207 expires with transmitter(s))

When the timer T207 (Stop talking) expires and if at least one transmitter information is stored in transmitter list, the transmission participant:

1. shall request the MCVideo client to stop sending RTP media packets towards other MCVideo clients;
2. shall send the Transmission Arbitration Release message toward the other transmission participants. The Transmission Arbitration Release message:
  - a. shall include the MCVideo ID of the MCVideo user in the User ID field;
  - b. shall include the MCVideo ID of the first transmission participant in the transmitter list in the Next Arbitrator field;
  - c. shall remove the first transmission participant from the transmitter list;
  - d. for the remaining transmission participants in the transmitter list:
    - i. shall include the MCVideo ID of the transmission participant in the User ID field; and
    - ii. shall include the SSRC of the transmission participant in the SSRC of transmission participant field; and
3. shall start timer T208 (Transmission Arbitration Release) and shall initiate counter C208 (Transmission Arbitration Release) to 1; and
4. shall enter the 'O: pending delegated' state.

#### 7.2.3.5.11 Transmission time limit reached with no transmitter in transmitter list (Timer T207 expires with no transmitter)

When the timer T207 (Stop talking) expires and if no transmitter information is stored in transmitter list, the transmission participant:

1. shall send a Transmission Arbitration Release message towards other transmission participants. The Transmission Arbitration Release message:
  - a. shall include the MCVideo ID of the MCVideo user in the User ID field; and
  - b. if the session is not initiated as a broadcast group call with the B-bit set to '1' (Broadcast group call), shall include a Transmission Indicator field set to '0' (normal call);
2. shall start timer T230 (Inactivity); and
3. shall enter 'O: silence' state.

#### 7.2.3.5.12 Receive RTP media (R: RTP media)

Upon receiving RTP media packets and with SSRC not associated with any transmitter stored in the transmitter list, the transmission participant:

1. shall request the MCVideo client to render the received RTP media packets;
2. shall store the SSRC of RTP media packet in the transmitter list as unknown user;
3. shall start timer T203 (End of RTP media) associated with the SSRC; and
4. shall remain in 'O: transmission arbitration' state.

Otherwise, if SSRC of transmission participant sending the media matches the stored SSRC of a user in transmitter list, the transmission participant:

1. shall request the MCVideo client to render the received RTP media packets;
2. shall restart timer T203 (End of RTP media) associated with the User ID; and
3. shall remain in 'O: transmission arbitration' state.

#### 7.2.3.5.13 Timer T205 (Transmission Granted) expired (timer T205 expired)

On expiry of timer T205 (Transmission Granted) and counter C205 (Transmission Granted) is less than the upper limit, the transmission participant:

1. shall send the Transmission Granted message toward the other transmission participants. The Transmission Granted message:
  - a. shall include the MCVideo ID of the granted transmission participant in the User ID field;
  - b. shall include the SSRC of the granted transmission participant in the SSRC of the granted transmission participant field; and
  - c. if the transmission request is a broadcast group call, system call, emergency call or an imminent peril call, shall include a Transmission Indicator field indicating the relevant call types;
2. shall restart timer T205 (Transmission Granted) and shall increment counter C205 (Transmission Granted) by 1; and
3. shall remain in the current state.

#### 7.2.3.5.14 Timer T205 (Transmission Granted) expired N times (Timer T205 expired N times)

On the expiry of timer T205 (Transmission Granted) for the configured upper limit of counter C205 (Transmission Granted), the transmission participant:

1. shall reset the value of counter C205 (Transmission Granted) to 1;
2. shall remain in the current state.

#### 7.2.3.5.15 Timer T203 (End of RTP media) expired

On expiry of T203 (End of RTP media) timer, the transmission participant:

1. may provide transmission lost notification to the MCVideo user.
2. shall request the MCVideo client to stop rendering received RTP media packets;
3. shall remove the User ID matching with the SSRC of RTP media packet from transmitter list; and
4. shall remain in the current state.

### 7.2.3.6 State: 'O: has permission'

#### 7.2.3.6.1 General

In this state the MCVideo client has the permission to send media.

Timer T206 (Stop talking warning) and timer T207 (Stop Talking) are running in this state.

#### 7.2.3.6.2 Send RTP Media packets (S: RTP Media)

Upon receiving encoded media from the user or if encoded media is already buffered the transmission participant:

1. shall start timer T206 (Stop talking warning);
2. shall request the MCVideo client to start sending RTP media packets towards other MCVideo clients; and
3. shall remain in 'O: has permission' state.

#### 7.2.3.6.3 Receive Transmission Release message (R: Transmission Release)

When a Transmission Release message is received and if the User ID in the Transmission Release message matches with a stored User ID in transmitter list, the transmission participant:

1. may provide transmission released notification to the MCVideo user;
2. shall request the MCVideo client to stop rendering received RTP media packets;
3. shall stop timer T203 (End of RTP media) for User ID in the Transmission Release message;
4. shall delete the User ID from the transmitter list; and
5. shall remain in 'O: has permission' state.

#### 7.2.3.6.4 Send Transmission Release message (click video transmission end button)

Upon receiving an indication from the MCVideo user to release permission to send RTP media, the transmission participant:

1. shall stop timer T206 (Stop talking warning), if running;
2. shall stop timer T207 (Stop talking), if running;
3. shall send a Transmission Release message towards other transmission participants. The Transmission Release message:
  - a. shall include the MCVideo ID of the MCVideo user in the User ID field; and
  - b. if the session is not initiated as a broadcast group call with the B-bit set to '1' (Broadcast group call), shall include a Transmission Indicator field set to '0' (normal call); and
4. shall enter 'O: has no permission' state.

#### 7.2.3.6.5 Receive RTP media (R: RTP media)

Upon receiving RTP media packets and with SSRC not associated with any transmitter stored in the transmitter list, the transmission participant:

1. shall request the MCVideo client to render the received RTP media packets;
2. shall store the SSRC of RTP media packet in the transmitter list as unknown user;
3. shall start timer T203 (End of RTP media) associated with the SSRC; and
4. shall remain in 'O: has permission' state.

Otherwise, if SSRC of transmission participant sending the media matches the stored SSRC of a user in transmitter list, the transmission participant:

1. shall request the MCVideo client to render the received RTP media packets;
2. shall restart timer T203 (End of RTP media) associated with the User ID; and
3. shall remain in 'O: has permission' state.

#### 7.2.3.6.6 Transmission time limit warning (Timer T206 expires)

When timer T206 (Stop talking warning) expires, the transmission participant:

1. may notify the MCVideo user that the transmission time limit is about to reach;
2. shall start timer T207 (Stop talking); and
3. shall remain in the current state.

#### 7.2.3.6.7 Transmission time limit (Timer T207 expires)

When the timer T207 (Stop talking) expires, the transmission participant:

1. shall send a Transmission Release message towards other transmission participants. The Transmission Release message:
  - a. shall include the MCVideo ID of the MCVideo user in the User ID field; and
  - b. if the session is not initiated as a broadcast group call with the B-bit set to '1' (Broadcast group call), shall include a Transmission Indicator field set to '0' (normal call); and
2. shall enter 'O: has no permission' state.

#### 7.2.3.6.8 Timer T203 (End of RTP media) expired

On expiry of T203 (End of RTP media) timer, the transmission participant:

1. may provide transmission lost notification to the MCVideo user.
2. shall request the MCVideo client to stop rendering received RTP media packets;
3. shall delete the User ID matching with the SSRC of RTP media packet in transmitter list; and
4. shall remain in the current state.

#### 7.2.3.6.9 Receive Transmission Granted message (R: Transmission Granted to other)

When a Transmission Granted message is received and if the <User ID> value in the User ID field does not match its own MCVideo ID, the transmission participant:

1. shall start timer T203 (End of RTP media) for the User ID;
2. shall store the user to whom the transmission was granted in the Transmission Granted message in transmitter list;
3. may provide a transmission taken notification to the MCVideo user;
4. shall remain in the 'O: has permission' state.

#### 7.2.3.6.10 Receive Transmission Arbitration Taken message (R: Transmission Arbitration Taken)

When a Transmission Arbitration Taken message is received and there is no stored current transmission arbitrator, the transmission participant:

1. if the <User ID> value in the User ID field in Transmission Arbitration Taken message doesn't match with User ID in transmitter list, shall start timer T203 (End of RTP media);
2. shall store the value of <User ID> field of the Transmission Arbitration Taken message as the current transmission arbitrator; and
3. shall remain in 'O: has permission' state.

#### 7.2.3.6.11 Receive Transmission Arbitration Release message with next arbitrator to me (R: Transmission Arbitration Release with next arbitrator to me)

When a Transmission Arbitration Release message is received and if the User ID in the Transmission Arbitration Release message matches with the stored current transmission arbitrator and Next Arbitrator matches with the own MCVideo User ID, the transmission participant:

1. shall send the Transmission Arbitration Taken message toward the other transmission participants. The Transmission Arbitration Taken message:
  - a. shall include the transmission participant's own SSRC in the SSRC field;
  - b. shall include the transmission participant's own MCVideo ID in the User ID field; and
2. shall enter 'O: transmission arbitration' state.

#### 7.2.3.6.12 Receive Transmission Revoked message (R: Transmission Revoked)

When a Transmission Revoked message is received and if the User ID in the Transmission Revoked message matches with a stored User ID in transmitter list, the transmission participant:

1. may provide transmission revoked notification to the MCVideo user;
2. shall request the MCVideo client to stop rendering received RTP media packets;
3. shall stop timer T203 (End of RTP media) for User ID in the Transmission Revoked message;
4. shall delete the User ID in transmitter list;
5. if the User ID in the Transmission Revoked message matches with the stored User ID of current transmission arbitrator, shall clear current transmission arbitrator; and
6. shall remain in 'O: has permission' state.

#### 7.2.3.6.13 Receive Transmission Arbitration Release message with next arbitrator to other (R: Transmission Arbitration Release with next arbitrator to other)

When a Transmission Arbitration Release message is received and if the User ID in the Transmission Arbitration Release message matches with the stored current transmission arbitrator and Next Arbitrator does not match with own MCVideo User ID, the transmission participant:

1. shall update the identity of the transmission arbitrator to the identity of the user indicated in the Next Arbitrator field of the Transmission Arbitration release message
2. shall remain in the current state.

### 7.2.3.7 State: 'O: pending request'

#### 7.2.3.7.1 General

In this state the MCVideo client is waiting for a response to a Transmission request message.

In this state timer T201 (Transmission Request) is running.

To resolve race condition between multiple simultaneous transmission requests, the MCVideo client resets the counter associated with timer T201, if another transmission request with higher priority or higher SSRC, in case the priority is same, is received.

#### 7.2.3.7.2 Receive RTP media (R: RTP media)

Upon receiving RTP media packets and with SSRC not associated with any transmitter stored in the transmitter list, the transmission participant:

1. shall request the MCVideo client to render the received RTP media packets;
2. shall store the SSRC of RTP media packet in the transmitter list as unknown user;
3. shall start timer T203 (End of RTP media) associated with the SSRC; and
4. shall remain in 'O: pending request' state.

Otherwise, if SSRC of transmission participant sending the media matches the stored SSRC of a user in transmitter list, the transmission participant:

1. shall request the MCVideo client to render the received RTP media packets;
2. shall restart timer T203 (End of RTP media) associated with the User ID; and
3. shall remain in 'O: pending request' state.

#### 7.2.3.7.3 Receive Transmission Rejected message (R: Transmission Rejected)

Upon receiving Transmission Rejected message, if the <User ID> value in the User ID field matches its own MCVideo ID and User ID of transmission participant sending the Transmission Rejected message matches the stored User ID of current transmission arbitrator, the transmission participant:

**Editor's Note: How a new participant obtains the identity of the transmission arbitrator is FFS.**

1. shall stop the timer T201 (Transmission Request);
2. shall provide transmission deny notification to the user;
3. may display the transmission deny reason to the user using information in the Reject Cause field; and
4. shall enter 'O: has no permission' state.

Otherwise, if the <User ID> value in the User ID field matches its own MCVideo ID and there is no stored the current transmission arbitrator, the transmission participant:

1. shall stop the timer T201 (Transmission Request);
2. shall set the stored User ID of the current transmission arbitrator to the value in the User ID of transmission control server field as received in the Transmission Rejected message;
3. shall provide transmission deny notification to the user;
4. may display the transmission deny reason to the user using information in the Reject Cause field; and
5. shall enter 'O: has no permission' state.

#### 7.2.3.7.4 Send Transmission Release message (click video transmission end button with no transmitter)

When an indication from the MCVideo user to release the pending request for the transmission is received and if there is no transmitter in transmitter list, the transmission participant:

1. shall send a Transmission Release message towards other transmission participants. The Transmission Release message:
  - a. shall include the MCVideo ID of the MCVideo user in the <User ID> value of the User ID field; and

2. shall stop the timer T201 (Transmission Request);
3. shall start the timer T230 (Inactivity) and enter 'O: silence' state;

#### 7.2.3.7.5 Send Transmission Release message (click video transmission end button with transmitter)

When an indication from the MCVideo user to release the pending request for the transmission is received and if at least one transmitter information is stored in transmitter list, the transmission participant:

1. shall send a Transmission Release message towards other transmission participants. The Transmission Release message:
  - a. shall include the MCVideo ID of the MCVideo user in the <User ID> value of the User ID field; and
  - b. if the session is not initiated as a broadcast group call with the B-bit set to '1' (Broadcast group call), shall include a Transmission Indicator field set to '0' (normal call);
2. shall stop the timer T201 (Transmission Request); and
3. shall enter 'O: has no permission' state;

#### 7.2.3.7.6 Send Transmission Arbitration Taken message (Timer T201 expired N times)

When timer T201 (Transmission Request) expires and counter C201 (Transmission Request) reaches its upper limit, the transmission participant:

1. shall send the Transmission Arbitration Taken message toward the other transmission participants. The Transmission Arbitration Taken message:
  - a. shall include the transmission participant's own SSRC in the SSRC field;
  - b. shall include the transmission participant's own MCVideo ID in the User ID field; and
  - c. if the transmission request is a broadcast group call, system call, emergency call or an imminent peril call, shall include a Transmission Indicator field indicating the relevant call types; and
2. shall enter 'O: transmission arbitration' state.

#### 7.2.3.7.7 Receive Transmission Granted message (R: Transmission Granted to me)

Upon receiving Transmission Granted message and if the <User ID> value in the User ID field matches its own MCVideo ID and User ID of transmission participant sending the Transmission Granted message matches the stored User ID of current transmission arbitrator, the transmission participant:

1. shall stop timer T201 (Transmission Request);
2. may provide a transmission granted notification to the MCVideo user; and
3. shall enter 'O: has permission' state.

Otherwise, if the <User ID> value in the User ID field matches its own MCVideo ID and there is no stored User ID of the current transmission arbitrator, the transmission participant:

1. shall set the stored User ID of the current transmission arbitrator to User ID of transmission participant sending the Transmission Granted message;
2. shall stop timer T201 (Transmission Request);
3. may provide a transmission granted notification to the MCVideo user; and
4. shall enter 'O: has permission' state.



#### 7.2.3.7.8 Receive Transmission Granted message with next arbitrator (R: Transmission Granted with next arbitrator to me)

Upon receiving Transmission Granted message and if the <User ID> value in the User ID field matches its own MCVideo ID and User ID of transmission participant sending the Transmission Granted message matches the stored User ID of current transmission arbitrator, the transmission participant:

1. shall stop timer T201 (Transmission Request);
2. clear the stored current transmission arbitrator;
3. shall store the transmitter list of the Transmission Granted message;
4. may provide a transmission granted notification to the MCVideo user; and
5. shall enter 'O: has permission' state.

#### 7.2.3.7.9 Receive Transmission Granted message (R: Transmission Granted to other)

When a Transmission Granted message is received and if the <User ID> value in the User ID field does not match its own MCVideo ID, the transmission participant:

1. shall start timer T203 (End of RTP media) for the User ID;
2. shall store the user to whom the transmission was granted in the Transmission Granted message in transmitter list;
3. may provide a transmission taken notification to the MCVideo user;
4. if the Transmission Indicator field is included with the B-bit set to '1' (Broadcast group call), shall provide a notification to the user indicating that this is a broadcast group call; and
5. shall remain in 'O: pending request' state.

#### 7.2.3.7.10 Timer T201 (Transmission Request) expired (Timer T201 expired)

On expiry of timer T201 (Transmission Request) if the counter C201 (Transmission Request) has not reached its upper limit, the transmission participant:

1. shall send the Transmission Request message to other transmission participants. The Transmission Request message:
  - a. if a priority different than the default transmission priority is required, shall include the Transmission Priority field with the requested priority in the <Transmission Priority> element;
  - b. shall include the MCVideo ID of the own MCVideo user in the User ID field; and
  - c. if the transmission request is a broadcast group call, system call, emergency call or an imminent peril call, shall include a Transmission Indicator field indicating the relevant call types;
2. shall restart the timer T201 (Transmission Request) and increment counter C201 (Transmission Request) by 1; and
3. shall remain in the 'O: pending request' state.

#### 7.2.3.7.11 Receive Transmission Request message (R: Transmission request)

Upon receiving Transmission Request message, if the priority of received request is higher than priority of the transmission participant or if the SSRC of received request is higher, if the priority is same, the transmission participant:

1. shall reset the value of the counter C201 (Transmission Request) to 1;
2. shall re-start timer T201 (Transmission Request); and
3. shall remain in 'O: pending request' state.

#### 7.2.3.7.12 Receive Transmission Arbitration Taken message (R: Transmission Arbitration Taken)

When a Transmission Arbitration Taken message is received and there is no stored current transmission arbitrator, the transmission participant:

1. if the <User ID> value in the User ID field in Transmission Arbitration Taken message doesn't match with User ID in transmitter list, shall start timer T203 (End of RTP media);
2. shall store the value of <User ID> field of the Transmission Arbitration Taken message as the current transmission arbitrator; and
3. shall remain in 'O: pending request' state.

#### 7.2.3.7.13 Receive Transmission Release message (R: Transmission Release)

When a Transmission Release message is received and if the User ID in the Transmission Release message matches with a stored User ID in transmitter list, the transmission participant:

1. may provide transmission released notification to the MCVideo user;
2. shall request the MCVideo client to stop rendering received RTP media packets;
3. shall stop timer T203 (End of RTP media) for User ID in the Transmission Release message;
4. shall delete the User ID in transmitter list; and
5. shall remain in 'O: pending request' state.

#### 7.2.3.7.14 Receive Transmission Revoked message (R: Transmission Revoked)

When a Transmission Revoked message is received and if the User ID in the Transmission Revoked message matches with a stored User ID in transmitter list, the transmission participant:

1. may provide transmission revoked notification to the MCVideo user;
2. shall request the MCVideo client to stop rendering received RTP media packets;
3. shall stop timer T203 (End of RTP media) for User ID in the Transmission Revoked message;
4. shall delete the User ID in transmitter list;
5. if the User ID in the Transmission Revoked message matches with the stored User ID of current transmission arbitrator, shall clear current transmission arbitrator; and
6. shall remain in 'O: pending request' state.

### 7.2.3.8 State: 'O: pending delegated'

#### 7.2.3.8.1 General

In this state the MCVideo client is waiting for another client to take over the role of transmission controller.

The timer T205 (Transmission Granted) and timer T208 (Transmission Arbitration Release) are running in this state.

#### 7.2.3.8.2 Receive RTP media (R: RTP Media)

Upon receiving RTP media packets and with SSRC not associated with any transmitter stored in the transmitter list, the transmission participant:

1. shall request the MCVideo client to render the received RTP media packets;
2. shall store the SSRC of RTP media packet in the transmitter list as unknown user;

3. shall start timer T203 (End of RTP media) associated with the SSRC; and
4. shall remain in 'O: pending delegated' state.

Otherwise, if SSRC of transmission participant sending the media matches the stored SSRC of a user in transmitter list, the transmission participant:

1. shall request the MCVideo client to render the received RTP media packets;
2. shall restart timer T203 (End of RTP media) associated with the User ID; and
3. shall remain in 'O: pending delegated' state.

#### 7.2.3.8.3 Timer T205 (Transmission Granted) expired (timer T205 expired)

On expiry of timer T205 (Transmission Granted) and counter C205 (Transmission Granted) is less than the upper limit, the transmission participant:

1. shall send the Transmission Granted message toward the other transmission participants. The Transmission Granted message:
  - a. shall include the MCVideo ID of the granted transmission participant in the User ID field;
  - b. shall include the SSRC of the granted transmission participant in the SSRC of the granted transmission participant field;
  - c. shall include the MCVideo ID of the granted transmission participant in the Next Arbitrator field;
  - d. for the remaining transmission participants in the transmitter list:
    - i. shall include the MCVideo ID of the transmission participant in the User ID field;
    - ii. shall include the SSRC of the transmission participant in the SSRC of transmission participant field; and
  - e. if the transmission request is a broadcast group call, system call, emergency call or an imminent peril call, shall include a Transmission Indicator field indicating the relevant call types;
2. shall restart timer T205 (Transmission Granted) and shall increment counter C205 (Transmission Granted) by 1; and
3. shall remain in 'O: pending delegated' state.

#### 7.2.3.8.4 Timer T205 (Transmission Granted) expired N times with transmitter(s) in the transmitter list (Timer T205 expired N times and transmitter in transmitter list)

On the expiry of timer T205 (Transmission Granted) for the configured upper limit of counter C205 (Transmission Granted) and if there is transmitter(s) in transmitter list, the transmission participant:

1. shall reset the value of counter C205 (Transmission Granted) to 1;
2. shall send the Transmission Arbitration Release message toward the other transmission participants. The Transmission Arbitration Release message:
  - a. shall include the MCVideo ID of the MCVideo user in the User ID field ;
  - b. shall include the MCVideo ID of the first transmission participant in the transmitter list in the Next Arbitrator field;
  - c. shall remove the first transmission participant from the transmitter list;
  - d. for the remaining transmission participants in the transmitter list:
    - i. shall include the MCVideo ID of the transmission participant in the User ID field; and
    - ii. shall include the SSRC of the transmission participant in the SSRC of transmission participant field; and

- e. if the transmission request is a broadcast group call, system call, emergency call or an imminent peril call, shall include a Transmission Indicator field indicating the relevant call types;
3. shall start timer T208 (Transmission Arbitration Release) and shall initiate counter C208 (Transmission Arbitration Release) to 1; and
4. shall remain in 'O: pending delegated' state.

#### 7.2.3.8.5 Timer T205 (Transmission Granted) expired N times with no transmitter in the transmitter list (Timer T205 expired N times and no transmitter in transmitter list)

On the expiry of timer T205 (Transmission Granted) for the configured upper limit of counter C205 (Transmission Granted) and if at least one transmitter in transmitter list is stored, the transmission participant:

1. shall reset the value of counter C205 (Transmission Granted) to 1;
2. shall start timer T230 (Inactivity); and
- . shall enter 'O: silence' state.

#### 7.2.3.8.6 Click Video transmission send button

If the transmission participant receives an indication from the MCVideo user to send media, the transmission participant:

1. may notify the MCVideo user about rejection; and,
2. shall remain in 'O: pending delegated' state.

#### 7.2.3.8.7 Receive Transmission Release message (R: Transmission Release)

Upon receiving a Transmission Release message, the transmission participant:

1. shall remove the sender of the Transmission Release message from the transmitter list, if the User ID in the transmission release message matches a User ID in the transmitter list; and
2. shall remain in 'O: pending delegated' state.

#### 7.2.3.8.8 Receive Transmission Request message (R: Transmission Request)

When a Transmission Request message is received, the transmission participant:

1. shall send the Transmission Rejected message toward the other transmission participant. The Transmission Rejected message:
  - a. shall include in the Reject Cause field the <Reject Cause> value cause #1 (Transmission limit reached);
  - b. may include in the Reject Cause field an additional text string explaining the reason for rejecting the transmission request in the <Reject Phrase> value; and
  - c. shall include the User ID field received in the Transmission Request message; and
2. shall remain in 'O: pending delegated' state.

#### 7.2.3.8.9 Receive Transmission Arbitration Taken message (R: Transmission Arbitration Taken)

When a Transmission Arbitration Taken message is received and if the User ID in the Transmission Arbitration Taken message matches with the stored User ID of next transmission arbitrator, the transmission participant:

1. shall set the stored current transmission arbitrator to the <User ID> value in the User ID field in the Transmission Arbitration Taken message; and
2. shall remain in 'O: pending delegated' state.

#### 7.2.3.8.10 Timer T208 (Transmission Arbitration Release) expired (timer T208 expired)

On expiry of timer T208 (Transmission Arbitration Release) and counter C208 (Transmission Arbitration Release) is less than the upper limit, the transmission participant:

1. shall send the Transmission Arbitration Release message toward the other transmission participants. The Transmission Arbitration Release message:
  - a. shall include the MCVideo ID of the MCVideo user in the User ID field;
  - b. shall include the MCVideo ID of the first transmission participant in the transmitter list in the Next Arbitrator field;
  - c. for the remaining transmission participants in the transmitter list:
    - i. shall include the MCVideo ID of the transmission participant in the User ID field; and
    - ii. shall include the SSRC of the transmission participant in the SSRC of transmission participant field; and
  - d. if the transmission request is a broadcast group call, system call, emergency call or an imminent peril call, shall include a Transmission Indicator field indicating the relevant call types;
2. shall restart timer T208 (Transmission Arbitration Release) and shall increment counter C208 (Transmission Arbitration Release) by 1; and
3. shall remain in 'O: pending delegated' state.

#### 7.2.3.8.11 Timer T208 (Transmission Arbitration Release) expired N times with transmitter(s) in the transmitter list (Timer T208 expired N times and transmitter in transmitter list)

On the expiry of timer T208 (Transmission Arbitration Release) for the configured upper limit of counter C208 (Transmission Arbitration Release) and if there is transmitter(s) in transmitter list, the transmission participant:

1. shall reset the value of counter C208 (Transmission Arbitration Release) to 1;
2. shall send the Transmission Arbitration Release message toward the other transmission participants. The Transmission Arbitration Release message:
  - a. shall include the MCVideo ID of the MCVideo user in the User ID field;
  - b. shall include the MCVideo ID of the first transmission participant in the transmitter list in the Next Arbitrator field;
  - c. shall remove the first transmission participant from the transmitter list;
  - d. for the remaining transmission participants in the transmitter list:
    - i. shall include the MCVideo ID of the transmission participant in the User ID field; and
    - ii. shall include the SSRC of the transmission participant in the SSRC of transmission participant field; and
  - e. if the transmission request is a broadcast group call, system call, emergency call or an imminent peril call, shall include a Transmission Indicator field indicating the relevant call types;
3. shall start timer T208 (Transmission Arbitration Release) and shall initiate counter C208 (Transmission Arbitration Release) to 1; and
4. shall remain in 'O: pending delegated' state.

#### 7.2.3.8.12 Timer T208 (Transmission Arbitration Release) expired N times with no transmitter in the transmitter list (Timer T208 expired N times and no transmitter in transmitter list)

On the expiry of timer T208 (Transmission Arbitration Release) for the configured upper limit of counter C208 (Transmission Arbitration Release) and if at least one transmitter in transmitter list is stored, the transmission participant:

1. shall reset the value of counter C208 (Transmission Granted) to 1;
2. shall start timer T230 (Inactivity); and
3. shall enter 'O: silence' state.

#### 7.2.3.9 In any state

##### 7.2.3.9.1 General

This subclause describes the actions to be taken in all states defined for the basic state diagram with the exception of the 'Start-stop' state.

##### 7.2.3.9.2 Receive MCVideo call release (R: MCVideo call release)

Upon receiving an MCVideo call release request from the application and signalling plane when the MCVideo call is going to be released, the transmission participant:

1. shall stop sending transmission control messages towards other transmission participants;
2. shall request the MCVideo client to stop sending and receiving RTP media packets;
3. shall release all resources including any running timers associated with the MCVideo call;
4. shall terminate the instance of transmission participant state transition diagram; and
5. shall enter 'Start-stop' state.

---

## 8 Communication release media plane procedures

---

### 9 Coding

#### 9.1 Introduction

##### 9.1.1 General

The media plane control protocols specified in the present document are based on the RTCP Application Packets (RTCP: APP), as defined in IETF RFC 3550 [3], but the media plane control messages do not conform to the rules for compound RTCP packets or RTCP packet transmission.

Each media plane control message is one RTCP: APP packet. These RTCP: APP packets are not to be sent in compound RTCP packets, but more than one media plane control message can be sent in a single IP packet.

The three first 32-bit words in any of the media plane control protocols defined in the present document are structured commonly as described in subclause 9.1.2.



2. For the transmission control protocol messages sent by the server to the client specified in the present document the ASCII name string is: MCV1; and
3. For the transmission control protocol messages sent by both the client to the server and the server to the client specified in the present document the ASCII name string is: MCV2.

### **Application-dependent data**

The application-dependent data contains zero or more application specific data fields is specified in subclause 9.1.3.

This part is encrypted if SRTCP is used.

### **Secure RTCP message part**

The content of the secure RTCP message part is in specified in clause x and in IETF RFC 3711 [4].

## **9.1.3 Application specific data field**

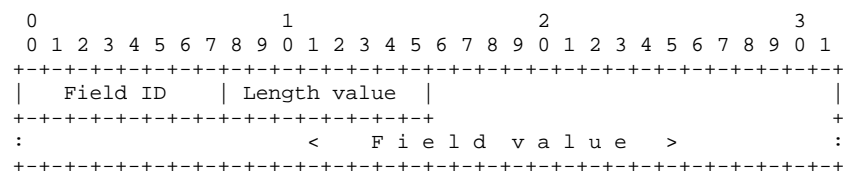
.Each application specific data field is composed of:

1. a field ID which is one octet long;
2. a length value which is:
  - one octet long, if the field ID is less than 192; and
  - two octets long, if the field ID is equal to or greater than 192;
3. a field value. The length in octets of the field value is indicated in the length value; and
4. a padding. The padding is zero, one, two, or three octets long. The value of the padding octet(s) is set to zero by sender and ignored by receiver.

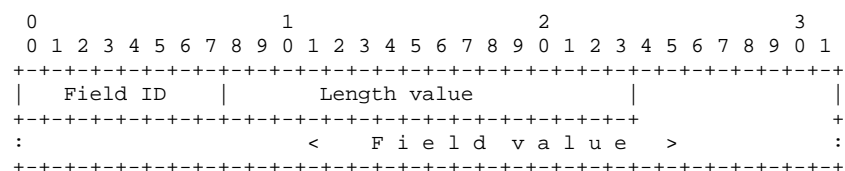
An application specific data field has always a multiple of 4 octets.

Table 9.1.3-1 shows the application dependent data field structure when the field ID is less than 192. Table 9.1.3-2 shows the application dependent data field structure when the field ID is equal to or greater than 192.

**Table 9.1.3.-1: Application specific data field structure when the field ID is less than 192**



**Table 9.1.3.-2: Application specific data field structure when the field ID is equal to or greater than 192**



## **9.1.4 Handling of unknown messages and fields**

When an RTCP APP message is received, the receiver shall:

1. ignore the whole message, if the subtype is unknown;



2. ignore the unspecified fields in the message (e.g. specified in future version of the protocol); and
3. ignore the syntactically incorrect optional fields.

## 9.2 Transmission control

### 9.2.1 Introduction

The transmission control messages are coded as described in subclause 9.1.2 where the transmission control message is part of the application-dependent data.

For the transmission control protocol the ASCII name string is: MCVx (Mission Critical Video x) with x=0, 1 or 2 as specified in subclause 9.1.2.

A list of transmission control messages can be found in subclause 9.2.2.1.

The transmission control specific fields are specified in subclause 9.2.3.

### 9.2.2 Transmission control messages

#### 9.2.2.1 General

The table 9.2.2.1-1 provides a list of transmission control messages sent by the transmission participant.

**Table 9.2.2.1-1: Transmission control specific messages sent by the transmission participant**

Message name	Subtype	Reference	Direction
Transmission Request	x0000	Subclause 9.2.4	Client → server
Transmission Release	x0010	Subclause 9.2.7	Client → server
Queue Position Request	x0011	Subclause 9.2.11	Client → server
Receive media request	x0100	Subclause 9.2.14	Client → server
Transmission cancel request	x0101	Subclause 9.2.17	Client → server
Remote Transmission request	x0111	Subclause 9.2.22	Client → server
Remote Transmission cancel request	x1000	Subclause 9.2.24	Client → server
NOTE: The transmission control server is the server and the transmission participant is the client.			

The table 9.2.2.1-2 provides a list of transmission control messages sent by the transmission control server.

**Table 9.2.2.1-2: Transmission control specific messages sent by the transmission control server**

Message name	Subtype	Reference	Direction
Transmission Granted	x0000	Subclause 9.2.5	Server → client
Transmission Rejected	x0001	Subclause 9.2.6	Server → client
Transmission Arbitration Taken	x0010	Subclause 9.2.8	Server → client
Transmission Arbitration Release	x0011	Subclause 9.2.9	Server → client
Transmission Revoked	x0100	Subclause 9.2.10	Server → client
Queue Position Info	x0101	Subclause 9.2.12	Server → client
Media transmission notification	x0110	Subclause 9.2.13	Server → client
Receive media response	x0111	Subclause 9.2.15	Server → client
Media reception notification	x1000	Subclause 9.2.16	Server → client
Transmission cancel response	x1001	Subclause 9.2.18	Server → client
Transmission cancel request notify	x1010	Subclause 9.2.19	Server → client
Remote Transmission response	x1011	Subclause 9.2.23	Server → client
Remote Transmission cancel response	x1100	Subclause 9.2.25	Server → client
Media reception override notification	x1101	Subclause 9.2.28	Server → client
Transmission end notify	x1110	Subclause 9.2.29	Server → client
Transmission idle	01111	Subclause 9.2.30	Server → client
NOTE: The transmission control server is the server and the transmission participant is the client.			

The table 9.2.2.1-3 provides a list of transmission control messages sent by both the transmission control server and transmission control participant.

**Table 9.2.2.1-3: Transmission control specific messages sent by both the transmission control server and transmission control participant**

Message name	Subtype	Reference	Direction
Transmission end request	x0000	Subclause 9.2.20	Client → server and Server → client
Transmission end response	x0001	Subclause 9.2.21	Client → server and Server → client
Media reception end request	x0010	Subclause 9.2.26	Client → server and Server → client
Media reception end response	x0011	Subclause 9.2.27	Client → server and Server → client
Transmission control ack	x0100	Subclause 9.2.31	Client → server and Server → client
NOTE: The transmission control server is the server and the transmission participant is the client.			

For some messages the first bit (marked as x in the subtype) can be used to indicate if the sender wants to have an acknowledgment. The x is coded as follows:

'0' Acknowledgment is not required

'1' Acknowledgment is required

NOTE: Whether a message needs to be acknowledged or not is described in clause 6.

If an acknowledgment is required the Transmission control ack message is used to acknowledge the message.

## 9.2.3 Transmission control specific fields

### 9.2.3.1 Introduction

This subclause describes the transmission control specific data fields.

The transmission control messages can include transmission control specific data fields contained in the application-dependent data of the transmission control message. The transmission control specific data fields follow the syntax specified in subclause 9.1.3.

Table 9.2.3.1-1 lists the available transmission control specific data fields including the assigned field ID.

**Table 9.2.3.1-1: Transmission control specific data fields**

Field name	Field ID		Reference
	Decimal	Binary	
Transmission Priority	000	00000000	Subclause 9.2.3.2
Duration	001	00000001	Subclause 9.2.3.3
Reject Cause	002	00000010	Subclause 9.2.3.4
Queue Info	003	00000011	Subclause 9.2.3.5
Granted Party's Identity	004	00000100	Subclause 9.2.3.6
Permission to Request the Transmission	005	00000101	Subclause 9.2.3.7
User ID	006	00000110	Subclause 9.2.3.8
Queue Size	007	00000111	Subclause 9.2.3.15
Message Sequence-Number	008	00001000	Subclause 9.2.3.9
Queued User ID	009	00001001	Subclause 9.2.3.14
Source	010	00001010	Subclause 9.2.3.12
Track Info	011	00001011	Subclause 9.2.3.13
Message Type	012	00001100	Subclause 9.2.3.10
Transmission Indicator	013	00001101	Subclause 9.2.3.11
SSRC	014	00001110	Subclause 9.2.3.16
Result	015	00001111	Subclause 9.2.3.17
Message Name	016	00010000	Subclause 9.2.3.18
Overriding ID	017	00010001	Subclause 9.2.3.8
Overridden ID	018	00010010	Subclause 9.2.3.8
Reception Priority	019	00010011	Subclause 9.2.3.x

The following subclauses describe the coding of each field.

### 9.2.3.2 Transmission Priority field

The Transmission Priority field describes the level of priority requested in a Transmission Request message or granted in a Transmission Granted message. The max transmission priority that can be requested in a Transmission Request message is negotiated between the MCVidoe client and the controlling MCVidoe function using the "mc\_priority" fmp parameter as specified in clause 14.

Table 9.2.3.2-1 describes the coding of the Transmission Priority field.

**Table 9.2.3.2-1: Transmission Priority field coding**

0	1	2	3
0 1 2 3 4 5 6 7 8 9 0 1 2 3 4 5 6 7 8 9 0 1 2 3 4 5 6 7 8 9 0 1			
Transmission Priority	Transmission Priority	Transmission Priority	spare
field ID value	Length value	value	

The <Transmission Priority field ID> value is a binary value and is set according to table 9.2.3.1-1.

The <Transmission Priority length> value is a binary value and has the value '2' indicating the total length in octets of the <Transmission priority> value item and the spare bits.

The <Transmission Priority> value consists of 8 bit parameter giving the transmission priority ('0' to '255') where '0' is the lowest priority and '255' is the highest priority. If the Transmission Priority field is not included in the message the

default priority is used as the Transmission Priority value. The value of the default priority is '0'. The default priority is sometimes referred to as normal priority. Whether a transmission priority is pre-emptive or not is determined:

1. for on-network by the transmission control server as described in subclause x.y; and
2. for off-network by the transmission arbitrator as described in subclause y.z.

The spare bits are set to zero.

### 9.2.3.3 Duration field

The Duration field describes the time in seconds for which the granted party is allowed to transmit.

Table 9.2.3.3-1 describes the coding of the Duration field.

**Table 9.2.3.3-1: Duration field coding**

0										1										2										3									
0	1	2	3	4	5	6	7	8	9	0	1	2	3	4	5	6	7	8	9	0	1	2	3	4	5	6	7	8	9	0	1								
Duration										Duration										Duration value																			
field ID value										length value																													

The <Duration field ID> value is a binary value and is set according to table 9.2.3.1-1.

The <Duration length> value is a binary value and has the value '2' indicating the total length in octets of the <Duration> value item.

The <Duration> value is a binary value in seconds.

### 9.2.3.4 Reject Cause field

The Reject Cause field contains a <Reject Cause> value and can contain a <Reject Phrase> value. The content of the <Reject Cause> value is transmission control message dependent and is described per individual transmission control message carrying the Reject Cause field.

Table 9.2.3.4-1 describes the coding of the Reject Cause field.

**Table 9.2.3.4-1: Reject Cause field coding**

0										1										2										3									
0	1	2	3	4	5	6	7	8	9	0	1	2	3	4	5	6	7	8	9	0	1	2	3	4	5	6	7	8	9	0	1								
Reject Cause										Reject Cause										Reject Cause																			
field ID										length																													
:										Reject Phrase										:																			
:										(Padding)																													

The <Reject Cause field ID> value is a binary value and is set according to table 9.2.3.1-1.

The <Reject Cause length> value is a binary value and indicates the total length in octets of the <Reject Cause> value and the <Reject Phrase> value items excluding any padding octets. If the length field is set to '2', there is no <Reject Phrase> value in the Reject Cause field.

The <Reject Cause> value is a 16 bit binary value as defined in subclause 9.2.6.2 for Transmission Rejected message and as defined in subclause 9.2.10.2 for Transmission Revoked message.

The <Reject Phrase> value is a text string encoded the text string in the SDES item CNAME as specified in IETF RFC 3550 [3].

If the length of the <Reject Cause> value is not (2 + multiple of 4) bytes, the Reject Cause field is padded to (2 + multiple of 4) bytes. The value of the padding bytes is set to zero. The padding bytes are ignored by the receiver.

### 9.2.3.5 Queue Info field

The Queue Info field includes information about the position for one MCVideo client in the transmission control queue and the priority of the transmission request.

Table 9.2.3.5-1 describes the coding of the Queue Info field.

**Table 9.2.3.5-1: Queue Info field coding**

0										1										2										3									
0	1	2	3	4	5	6	7	8	9	0	1	2	3	4	5	6	7	8	9	0	1	2	3	4	5	6	7	8	9	0	1								
Queue Info										Queue Info										Queue Position										Queue Priority									
field ID										length										Info										Level									

The <Queue Info field ID> value is a binary value and is set according to table 9.2.3.1-1.

The <Queue Info length> value is a binary value and has the value '2' indicating the total length in octets of the <Queue position info> value and the <Queue Priority Level> value items.

The <Queue Position Info> value is a binary value. The <Queue Position Info> value has the value '254' if the MCVideo client is not queued. The <Queue Position Info> value has the max value ('255') if the MCVideo client is queued but the MCVideo server is unable to determine the queue position or if MCVideo server policy is not to release information of the queue position to the MCVideo client.

The <Queue Priority Level> value is coded as the <Transmission Priority> value in subclause 9.2.3.2.

### 9.2.3.6 Granted Party's Identity field

The Granted Party's Identity field identifies the MCVideo user that is granted to send media.

Table 9.2.3.6-1 describes the coding of the Granted Party's Identity field.

**Table 9.2.3.6-1: Granted Party's Identity field coding**

0										1										2										3									
0	1	2	3	4	5	6	7	8	9	0	1	2	3	4	5	6	7	8	9	0	1	2	3	4	5	6	7	8	9	0	1								
+-----+-----+-----+-----+-----+-----+-----+-----+-----+-----+										+-----+-----+-----+-----+-----+-----+-----+-----+-----+-----+										+-----+-----+-----+-----+-----+-----+-----+-----+-----+-----+										+-----+-----+-----+-----+-----+-----+-----+-----+-----+-----+									
Granted Party's Identity field										Granted Party's Identity length										Granted Party's Identity																			
ID																														:									
+-----+-----+-----+-----+-----+-----+-----+-----+-----+-----+										+-----+-----+-----+-----+-----+-----+-----+-----+-----+-----+										+-----+-----+-----+-----+-----+-----+-----+-----+-----+-----+										+-----+-----+-----+-----+-----+-----+-----+-----+-----+-----+									
:																														:									
+-----+-----+-----+-----+-----+-----+-----+-----+-----+-----+										+-----+-----+-----+-----+-----+-----+-----+-----+-----+-----+										+-----+-----+-----+-----+-----+-----+-----+-----+-----+-----+										+-----+-----+-----+-----+-----+-----+-----+-----+-----+-----+									

The <Granted Party's Identity field ID> value is a binary value and is set according to table 9.2.3.1-1.

The <Granted Party's Identity length> value is coded as the <User ID length> value in subclause 9.2.3.8.

The <Granted Party's Identity> value is coded as the <User ID> value in subclause 9.2.3.8.

If the length of the <Granted Party's> value is not (2 + multiple of 4) bytes, the Granted Party's Identity field shall be padded to (2 + multiple of 4) bytes. The value of the padding bytes is set to zero. The padding bytes are ignored by the receiver.

### 9.2.3.7 Permission to Request the Transmission field

The Permission to Request the Transmission field indicates whether receiving parties are allowed to request the transmission or not.

Table 9.2.3.7-1 describes the coding of the Permission to Request the Transmission field.

**Table 9.2.3.7-1: Permission to Request the Transmission field coding**

0										1										2										3									
0	1	2	3	4	5	6	7	8	9	0	1	2	3	4	5	6	7	8	9	0	1	2	3	4	5	6	7	8	9	0	1								
+--+																																							

The <Permission to Request the Transmission field ID> value is a binary value and is set according to table 9.2.3.1-1.

The <Permission to Request the Transmission length> value is a binary value and has the value '2' indicating the total length in octets of the <Duration> value item.

The <Permission to Request the Transmission> value is binary and coded as follows:

- 0 The receiver is not permitted to request transmission.
- 1 The receiver is permitted to request transmission.

### 9.2.3.8 User ID field

The User ID field contains the MCVideo ID of an MCVideo user.

Table 9.2.3.8-1 describes the coding of the User ID field.

**Table 9.2.3.8-1: User ID field coding**

0										1										2										3									
0	1	2	3	4	5	6	7	8	9	0	1	2	3	4	5	6	7	8	9	0	1	2	3	4	5	6	7	8	9	0	1								
User ID										User ID										User ID																			
field ID										length																													
+-----+										+-----+										+-----+										+-----+									
:																														:									
:																														:									
																				Padding																			
+-----+										+-----+										+-----+										+-----+									

The <User ID field ID> value is a binary value and is set according to table 9.2.3.1-1.

The <User ID length> value is a binary value and includes the value indicating the length in octets of the <User ID> value item except padding.

The <User ID> value is coded as described in table 9.2.3.8-2.

**Table 9.2.3.8-2: ABNF syntax of string values of the <User ID> value**

user-id = URI
---------------

If the length of the <User ID> value is not (2 + multiple of 4) bytes User ID field shall be padded to (2 + multiple of 4) bytes. The value of the padding bytes is to zero. The padding bytes are ignored by the receiver.

### 9.2.3.9 Message Sequence Number field

The Message Sequence Number field is used to bind a number of Transmission Arbitration Taken or bind a number of Transmission Idle messages together.

Table 9.2.3.9-1 describes the coding of the Message Sequence Number field.

**Table 9.2.3.9-1: Message Sequence Number field coding**

0										1										2										3									
0	1	2	3	4	5	6	7	8	9	0	1	2	3	4	5	6	7	8	9	0	1	2	3	4	5	6	7	8	9	0	1								
+										+										+										+									
Message										Message										Message Sequence Number value																			
Sequence Number										Sequence Number																													
field ID value										length value																													
+										+										+										+									

The <Message Sequence Number field ID> value is a binary value and is set according to table 9.2.3.1-1.

The <Message Sequence Number length> value is a binary value and has the value '2' indicating the total length in octets of the <Message Sequence Number> value item.

The <Message Sequence Number> value is a binary value. The <Message Sequence Number> value can be between '0' and '65535'. When the '65535' value is reached, the <Message Sequence Number> value starts from '0' again.

### 9.2.3.10 Message Type field

The Message Type field contains the transmission control message type of the message that is acknowledged.

Table 9.2.3.10-1 describes the coding of the Message Type field.

**Table 9.2.3.10-1: Message Type field coding**

0										1										2										3									
0	1	2	3	4	5	6	7	8	9	0	1	2	3	4	5	6	7	8	9	0	1	2	3	4	5	6	7	8	9	0	1								
Message Type										Message Type										Message Type										Spare									
field ID value										Length value										value																			

The <Message Type field ID> value is a binary value and is set according to table 9.2.3.1-1.

The <Message Type Length> value is a binary value and has the value '2'.

The <Message Type> value is an 8 bit binary value containing the binary value consisting of the 5 bit message subtype as coded in table 9.2.2.1-1, table 9.2.2.1-2 and table 9.2.2.1-3 (including the first bit (used by some transmission control messages to indicate that a Transmission control Ack message is requested) of the five bit subtype) preceded by "000".

The spare bits are set to zero.

### 9.2.3.11 Transmission Indicator field

The Transmission Indicator contains additional information about a received transmission control message.

Table 9.2.3.11-1 describes the coding of the Transmission Indicator field.

**Table 9.2.3.11-1: Transmission Indicator field coding**

0										1										2										3									
0	1	2	3	4	5	6	7	8	9	0	1	2	3	4	5	6	7	8	9	0	1	2	3	4	5	6	7	8	9	0	1								
Transmission										Transmission										Transmission Indicator value																			
Indicator										Indicator																													
field ID value										Length value																													

The <Transmission Indicator field ID> value is a binary value and is set according to table 9.2.3.1-1.

The <Transmission Indicator Length> value is a binary value and has the value '2'.

The <Transmission Indicator> value is a 16 bit bit-map named as shown in table 9.2.3.11-2:

Table 9.2.3.11-2: Transmission Indicator bit marking

A	B	C	D	E	F	G	H	I	J	K	L	M	N	O	P
---	---	---	---	---	---	---	---	---	---	---	---	---	---	---	---

When set to 1, the bit has the following meaning:

- A = Normal call
- B = Broadcast group call
- C = System call
- D = Emergency call
- E = Imminent peril call

NOTE 1: The indicators C, D and E are only informative. There are no procedures specified for the C, D and E indicators in this release of the present document and the use of the indicators are implementation specific.

Bits F to P are reserved for future use and are set to 0.

There can be more than one bit set to 1 at the same time. The local policy in the transmission control server decides which combinations are possible and the priority of the indications.

9.2.3.12 Source field

The Source field contains the source of the message.

Table 9.2.3.12-1 describes the coding of the Source field.

Table 9.2.3.12-1: Source field coding

0										1										2										3									
0	1	2	3	4	5	6	7	8	9	0	1	2	3	4	5	6	7	8	9	0	1	2	3	4	5	6	7	8	9	0	1								
Source field ID										Source length										Source																			

The <Source field ID> value is a binary value and is set according to table 9.2.3.1-1.

The <Source length> value is a binary value and has the value 2 indicating the total length in octets of the <Source> value item.

The <Source> value is a 16 bit binary value where:

- '0' the transmission participant is the source
- '1' the participating MCVideo function is the source
- '2' the controlling MCVideo function is the source
- '3' the non-controlling MCVideo function is the source

All other values are reserved for future use.

9.2.3.13 Track Info field

The Track Info field contains the path a transmission control message has been routed along with the priority and the queueing capability of the MCVideo client.

Table 9.2.3.13-1 describes the coding of the Track Info field.



**Table 9.2.3.13-1: Track Info field coding**

0										1										2										3									
0	1	2	3	4	5	6	7	8	9	0	1	2	3	4	5	6	7	8	9	0	1	2	3	4	5	6	7	8	9	0	1								
Track Info										Track Info										Queueing										Participant									
field ID										length										Capability										Type Length									
										Participant Type																													
:																														:									
										Transmission Participant Reference 1																													
:																														:									
										Transmission Participant Reference n																													

The <Track Info field ID> value is a binary value and is set according to table 8.2.3.1-2.

The <Track Info length> value is a binary value and has a value indicating the total length in octets of the <Queueing Capability> value and one or more <Transmission Participant Reference> value items.

The <Queueing Capability> value is an 8 bit binary value where:

'0' the transmission participant in the MCVideo client does not support queueing

'1' the transmission participant in the MCVideo client supports queueing

All other values are reserved for future use.

The <Participant Type Length> value is 8 bit binary value set to the length of the <Participant Type> value.

The <Participant Type> value is string coded as specified in table 9.2.3.13-1:

**Table 9.2.3.13-2: ABNF syntax of values of the <Participant Type> value**

```
participant-type = 1*( %x20-7E / UTF8-NONASCII )
```

If the length of the <Participant Type> value is not a multiple of 4 bytes, the <Participant Type> value is padded to a multiple of 4 bytes. The value of the padding bytes is set to zero. The padding bytes are ignored by the receiver.

NOTE 1: The content of the <Participant Type> value is MCVideo service provider specific and out of scope of the present document.

The <Transmission Participant Reference> value is a 32 bit binary value containing a reference to the transmission participant in the non-controlling MCVideo function of an MCVideo group.

NOTE 2: The reference to the transmission participant is a value only understandable by the transmission control server interface in the non-controlling MCVideo function of an MCVideo group.

### 9.2.3.14 Queued User ID field

The Queued User ID field includes information about the identity of a queued MCVideo user.

Table 9.2.3.14-1 describes the coding of the Queued User ID field.

**Table 9.2.3.14-1: Queued User ID field coding**

0										1										2										3									
0	1	2	3	4	5	6	7	8	9	0	1	2	3	4	5	6	7	8	9	0	1	2	3	4	5	6	7	8	9	0	1								
Queued User ID										Queued User ID										Queued User ID																			
field ID										length																													
:																																							

The <Queued User ID field ID> value is a binary value and is set according to table 9.2.3.1-1.

The <Queued User ID length> value is coded as the <User ID length> value in subclause 9.2.3.8.

The <Queued User ID> value is coded as the <User ID> value in subclause 9.2.3.8.

If the length of the <Queued User ID> value is not (2 + multiple of 4) bytes, the Queued User ID field shall be padded to (2 + multiple of 4) bytes. The value of the padding bytes is set to zero. The padding bytes are ignored by the receiver.

### 9.2.3.15 Queue Size field

The Queue Size field contains the numbers of queued MCVideo clients in an MCVideo call.

Table 9.2.3.15-1 describes the coding of the Queue size field.

**Table 9.2.3.15-1: Queue Size field coding**

0										1										2										3									
0	1	2	3	4	5	6	7	8	9	0	1	2	3	4	5	6	7	8	9	0	1	2	3	4	5	6	7	8	9	0	1								
Queue Size										Queue Size										Queue Size																			
field ID										length																													

The <Queue Size field ID> value is a binary value and is set according to table 9.2.3.1-1.

The <Queue Size length> value is a binary value and has the value '2' indicating the total length in octets of the <Queue Size> value item.

The <Queue Size> value is a 16 bit binary value.

### 9.2.3.16 SSRC field

The content of the SSRC field is coded as specified in IETF RFC 3550 [3]. An SSRC field can also have a Field ID and a length value. This subclause specifies an SSRC field including a Field ID and a length value.

**Table 9.2.3.16-1: SSRC field coding**

0										1										2										3									
0	1	2	3	4	5	6	7	8	9	0	1	2	3	4	5	6	7	8	9	0	1	2	3	4	5	6	7	8	9	0	1								
SSRC										SSRC										SSRC																			
field ID										length																													
										SSRC										Spare																			

The <SSRC field ID> value is a binary value and is set according to table 9.2.3.1-1.

The <SSRC length> value is a binary value and has the value '6'.

The <SSRC> value is coded as the SSRC specified in IETF RFC 3550 [3].

The spare bits are set to zero.

### 9.2.3.17 Result

The Result field conveys the result of the operation (e.g. success, failure).

Table 9.2.3.17-1 describes the coding of the Result field.

**Table 9.2.3.17-1: Result field coding**

0										1										2										3									
0	1	2	3	4	5	6	7	8	9	0	1	2	3	4	5	6	7	8	9	0	1	2	3	4	5	6	7	8	9	0	1								

Result	Result	Result
field ID value	Length value	value

The <Result field ID> value is a binary value and is set according to table 9.2.3.1-1.

The <Result length> value is a binary value and has the value '2' indicating the total length in octets of the <Result> value item and the spare bits.

The <Result> value is binary and is coded as follows:

- 0 The receiver is not permitted (rejected) to receive the media transmission.
- 1 The receiver is permitted (granted) to receive the media transmission.

### 9.2.3.18 Message Name field

The Message Name field contains the transmission control message name of the message that is acknowledged.

Table 9.2.3.18-1 describes the coding of the Message Name field.

**Table 9.2.3.18-1: Message Name field coding**

0	1	2	3
0 1 2 3 4 5 6 7 8 9 0 1 2 3 4 5 6 7 8 9 0 1 2 3 4 5 6 7 8 9 0 1			
Message Name	Message Name	Message Name	
field ID value	Length value	value	
Message Name value		Spare	

The <Message Name field ID> value is a binary value and is set according to table 9.2.3.1-1.

The <Message Name Length> value is a binary value and has the value '6'.

The <Message Name> value is as coded as the ascii name field in table 9.1.2-1.

The spare bits are set to zero.

### 9.2.3.19 Reception Priority field

The Reception Priority field describes the level of reception priority requested in a Reception Request message or granted in a Reception Granted message. The max reception priority that can be requested in a Reception Request message is negotiated between the transmission control participant and the transmission control server as specified in subclause 14.

Table 9.2.3.19-1 describes the coding of the Reception Priority field.

**Table 9.2.3.19-1: Reception Priority field coding**

0	1	2	3
0 1 2 3 4 5 6 7 8 9 0 1 2 3 4 5 6 7 8 9 0 1 2 3 4 5 6 7 8 9 0 1			
Reception	Reception	Reception	spare
Priority	Priority	Priority	
field ID value	Length value	value	

The <Reception Priority field ID> value is a binary value and is set according to table 9.2.3.1-1.

The <Reception Priority length> value is a binary value and has the value '2' indicating the total length in octets of the <Reception Priority> value item and the spare bits.

The < Reception Priority> value consists of 8 bit parameter giving the reception priority ('0' to '255') where '0' is the lowest reception priority and '255' is the highest reception priority. If the Reception Priority field is not included in the message the default reception priority is used as the Reception Priority value. The value of the default reception priority is '0'. The default reception priority is sometimes referred to as normal reception priority.

The spare bits are set to zero.

### 9.2.4 Transmission Request message

The Transmission Request message is a request from a transmission participant to get permission to send media.

Table 9.2.4-1 shows the content of the Transmission Request message.

Table 9.2.4-1: Transmission Request message

0																1																2																3															
0	1	2	3	4	5	6	7	8	9	0	1	2	3	4	5	6	7	8	9	0	1	2	3	4	5	6	7	8	9	0	1	2	3	4	5	6	7	8	9	0	1	2	3	4	5	6	7	8	9	0	1												
+-----+-----+-----+-----+-----+-----+-----+-----+-----+-----+-----+-----+-----+-----+-----+-----+																+-----+-----+-----+-----+-----+-----+-----+-----+-----+-----+-----+-----+-----+-----+-----+-----+																+-----+-----+-----+-----+-----+-----+-----+-----+-----+-----+-----+-----+-----+-----+-----+-----+																+-----+-----+-----+-----+-----+-----+-----+-----+-----+-----+-----+-----+-----+-----+-----+-----+															
V=2 P  Subtype																PT=APP=204																length																															
+-----+-----+-----+-----+-----+-----+-----+-----+-----+-----+-----+-----+-----+-----+-----+-----+																+-----+-----+-----+-----+-----+-----+-----+-----+-----+-----+-----+-----+-----+-----+-----+-----+																+-----+-----+-----+-----+-----+-----+-----+-----+-----+-----+-----+-----+-----+-----+-----+-----+																+-----+-----+-----+-----+-----+-----+-----+-----+-----+-----+-----+-----+-----+-----+-----+-----+															
SSRC of participant sending the Transmission Request message																																																															
+-----+-----+-----+-----+-----+-----+-----+-----+-----+-----+-----+-----+-----+-----+-----+-----+																+-----+-----+-----+-----+-----+-----+-----+-----+-----+-----+-----+-----+-----+-----+-----+-----+																+-----+-----+-----+-----+-----+-----+-----+-----+-----+-----+-----+-----+-----+-----+-----+-----+																+-----+-----+-----+-----+-----+-----+-----+-----+-----+-----+-----+-----+-----+-----+-----+-----+															
																name=MCV0																																															
+-----+-----+-----+-----+-----+-----+-----+-----+-----+-----+-----+-----+-----+-----+-----+-----+																+-----+-----+-----+-----+-----+-----+-----+-----+-----+-----+-----+-----+-----+-----+-----+-----+																+-----+-----+-----+-----+-----+-----+-----+-----+-----+-----+-----+-----+-----+-----+-----+-----+																+-----+-----+-----+-----+-----+-----+-----+-----+-----+-----+-----+-----+-----+-----+-----+-----+															
																Transmission Priority field																																															
+-----+-----+-----+-----+-----+-----+-----+-----+-----+-----+-----+-----+-----+-----+-----+-----+																+-----+-----+-----+-----+-----+-----+-----+-----+-----+-----+-----+-----+-----+-----+-----+-----+																+-----+-----+-----+-----+-----+-----+-----+-----+-----+-----+-----+-----+-----+-----+-----+-----+																+-----+-----+-----+-----+-----+-----+-----+-----+-----+-----+-----+-----+-----+-----+-----+-----+															
:																User ID field																:																															
+-----+-----+-----+-----+-----+-----+-----+-----+-----+-----+-----+-----+-----+-----+-----+-----+																+-----+-----+-----+-----+-----+-----+-----+-----+-----+-----+-----+-----+-----+-----+-----+-----+																+-----+-----+-----+-----+-----+-----+-----+-----+-----+-----+-----+-----+-----+-----+-----+-----+																+-----+-----+-----+-----+-----+-----+-----+-----+-----+-----+-----+-----+-----+-----+-----+-----+															
																Transmission Indicator field																																															
+-----+-----+-----+-----+-----+-----+-----+-----+-----+-----+-----+-----+-----+-----+-----+-----+																+-----+-----+-----+-----+-----+-----+-----+-----+-----+-----+-----+-----+-----+-----+-----+-----+																+-----+-----+-----+-----+-----+-----+-----+-----+-----+-----+-----+-----+-----+-----+-----+-----+																+-----+-----+-----+-----+-----+-----+-----+-----+-----+-----+-----+-----+-----+-----+-----+-----+															

With the exception of the three first 32-bit words the order of the fields are irrelevant.

**Subtype:**

The subtype is coded according to table 9.2.2.1-1.

**Length:**

The length is coded as specified in to subclause 9.1.2.

**SSRC:**

The SSRC field carries the SSRC of the transmission participant sending the Transmission Request message.

The content of the SSRC field is coded as specified in IETF RFC 3550 [3].

**Transmission priority:**

The Transmission Priority field is coded as described in subclause 9.2.3.2.

**User ID:**

The User ID field is used in off-network only and is coded as described in subclause 9.2.3.8.

**Transmission Indicator:**

The Transmission Indicator field is coded as described in subclause 9.2.3.11.

### 9.2.5 Transmission Granted message

The Transmission Granted message is sent by the transmission control server to inform the requesting transmission participant that it has been granted the permission to send media.

Table 9.2.5-1 shows the content of the Transmission Granted message.

**Table 9.2.5-1: Transmission Granted message**

0										1										2										3											
0	1	2	3	4	5	6	7	8	9	0	1	2	3	4	5	6	7	8	9	0	1	2	3	4	5	6	7	8	9	0	1	2	3	4	5	6	7	8	9	0	1
V=2 P  Subtype										PT=APP=204										length																					
										SSRC of transmission control server																															
										name=MCV1																															
										Duration field																															
										SSRC of granted transmission participant field																															
										Transmission Priority field																															
										User ID field																															
										Queue Size field																															
										SSRC of queued transmission participant field																															
										Queued User ID field																															
										Queue Info field																															
										Transmission Indicator field																															

With the exception of the three first 32-bit words the order of the fields are irrelevant. However, any set of Queue size field, SSRC of queued transmission participant field, Queued User ID field and the Queue Info field shall be kept together.

**Subtype:**

The subtype is coded according to table 9.2.2.1-2.

**Length:**

The length is coded as specified in to subclause 9.1.2.

**SSRC:**

The SSRC field shall carries the SSRC of the transmission control server.

The content of the SSRC field is coded as specified in IETF RFC 3550 [3].

**Duration:**

The Duration field is coded as specified in subclause 9.2.3.3.

**SSRC of granted transmission participant:**

The content of the SSRC of granted transmission participant is coded as the SSRC specified in IETF RFC 3550 [3].

**Transmission Priority:**

The Transmission Priority field contains the granted transmission priority and is coded as specified in subclause 9.2.3.2.

**User ID:**

The User ID field is used in off-network only. The User ID field shall carries the MCVideo ID of the transmission participant granted the transmission. The User ID field is coded as described in subclause 9.2.3.8.

**Queue Size:**

The Queue Size field is only applicable in off-network and contains the numbers of queued MCVideo clients in the MCVideo call.

The Queue Size field is coded as specified in subclause 9.2.3.15.



The length is coded as specified in to subclause 9.1.2.

**SSRC:**

The SSRC field carries the SSRC of the transmission control server.

The content of the SSRC field is coded as specified in IETF RFC 3550 [3].

**Reject Cause:**

The Reject Cause field includes the reason for the rejecting the transmission request and can be followed by a text-string explaining why the transmission request was rejected. Therefore the length of the packet will vary depending on the size of the application dependent field.

The Reject Cause field contains:

1. a <Reject Cause> value; and
2. a <Reject Phrase> value.

Available <Reject Cause> values are listed in subclause 9.2.6.2. The Reject Cause field is coded as described in subclause 9.2.3.4.

**User ID:**

The User ID field is used in off-network only. The User ID carries the MCVideo ID of the requesting transmission participant to which the Transmission Rejected message is sent.

The User ID field is coded as specified in subclause 9.2.3.8.

**Transmission Indicator:**

The Transmission Indicator field is coded as described in subclause 9.2.3.11.

## 9.2.6.2 Rejection cause codes and rejection cause phrase

### Cause #1 - Transmission limit reached

The <Reject cause> value set to '1' indicates that the number of transmitters have reached maximum.

### Cause #2 - Internal transmission control server error

The <Reject cause> value set to '2' indicates that the transmission control server cannot grant the transmission request due to an internal error.

### Cause #3 - Only one participant

The <Reject cause> value set to '3' indicates that the transmission control server cannot grant the transmission request, because the requesting party is the only participant in the MCVideo session.

### Cause #4 - Retry-after timer has not expired

The <Reject cause> value set to '4' indicates that the transmission control server cannot grant the transmission request, because timer T9 (Retry-after) has not expired after permission to send media has been revoked.

### Cause #5 - Receive only

The <Reject cause> value set to '5' indicates that the transmission control server cannot grant the transmission request, because the requesting party only has receive privilege.

### Cause #6 - No resources available

The <Reject cause> value set to '6' indicates that the transmission control server cannot grant the transmission request due to congestion.

### Cause #255 - Other reason

The <Reject cause> value set to '255' indicates that the transmission control server does not grant the transmission request due to the transmission control server local policy.

9.2.7 Transmission Release message

The Transmission Release message is sent as an action from the transmission participant to the transmission control server to inform that the transmission can be released.

The Transmission Release message can also be sent if the transmission participant has a request in the transmission request queue. In this case, the Transmission Release message is sent to cancel the transmission request in the queue.

Table 9.2.7-1 shows the content of the Transmission Release message.

Table 9.2.7-1: Transmission Release message

0										1										2										3									
0	1	2	3	4	5	6	7	8	9	0	1	2	3	4	5	6	7	8	9	0	1	2	3	4	5	6	7	8	9	0	1								
V=2 P  Subtype										PT=APP=204										length																			
SSRC of participant with permission to send media																																							
name=MCV0																																							
User ID field																																							
Transmission Indicator field																																							

With the exception of the three first 32-bit words the order of the fields are irrelevant.

Subtype:

The subtype is coded according to table 9.2.2.1-1.

Length:

The length is coded as specified in to subclause 9.1.2.

SSRC:

The SSRC field carries the SSRC of the transmission participant with permission to send media.

The content of the SSRC field is coded as specified in IETF RFC 3550 [3].

User ID:

The User ID field is used in off-network only. The User ID field carries the MCVideo ID of the transmission participant sending the Transmission Release message.

The User ID field is coded as specified in subclause 9.2.3.8.

Transmission Indicator:

The Transmission Indicator field is coded as described in subclause 9.2.3.11.

9.2.8 Transmission Arbitration Taken message

The Transmission Arbitration Taken message is sent as an action from the transmission control server to inform non-requesting transmission participant(s) that someone has been granted permission to send media.

In case of off-network, the transmission arbitrator acts as the transmission control server.

Table 9.2.8-1 shows the content of the Transmission Arbitration Taken message.



**Table 9.2.8-1: Transmission Arbitration Taken message**

0																1																2																3															
0	1	2	3	4	5	6	7	8	9	0	1	2	3	4	5	6	7	8	9	0	1	2	3	4	5	6	7	8	9	0	1	2	3	4	5	6	7	8	9	0	1	2	3	4	5	6	7	8	9	0	1												
V=2 P  Subtype																PT=APP=204																length																															
SSRC of transmission control server																																																															
name=MCV1																																																															
Granted Party's Identity field																																																															
Permission to Request the Transmission field																																																															
User ID field																																																															
Message Sequence Number field																																																															
Transmission Indicator field																																																															
SSRC of granted transmission participant field																																																															

With the exception of the three first 32-bit words the order of the fields are irrelevant.

**Subtype:**

The subtype is coded according to table 9.2.2.1-2.

**Length:**

The length is coded as specified in to subclause 9.1.2.

**SSRC:**

The SSRC field carries the SSRC of the transmission control server.

The content of the SSRC field is coded as specified in IETF RFC 3550 [3].

**Granted Party's Identity:**

The Granted Party's Identity field is coded as specified in subclause 9.2.3.6.

**Permission to request the transmission:**

The Permission to Request the Transmission field is coded as specified in subclause 9.2.3.7.

**User ID:**

The User ID field is used in off-network only. The User ID field carries the MCVideo user ID of the transmission participant sending the Transmission Arbitration Taken message.

The User ID field is coded as specified in subclause 9.2.3.8.

**Message Sequence Number:**

The Message Sequence Number field is coded as specified in to subclause 9.2.3.9.

**Transmission Indicator:**

The Transmission Indicator field is coded as described in subclause 9.2.3.11.

**SSRC of granted transmission participant:**

The content of the SSRC of granted transmission participant is coded as the SSRC specified in IETF RFC 3550 [3].

### 9.2.9 Transmission Arbitration Released message

The Transmission Arbitration Released message is sent as an action from the transmission control server to inform non-requesting transmission participant(s) that the transmission control server has released the role of transmission arbitration.

In case of off-network, the transmission arbitrator acts as the transmission control server.

The Transmission Arbitration Released message is used in the off-network mode

Table 9.2.9-1 shows the content of the Transmission Arbitration Released message.

### Table 9.2.9-1: Transmission Arbitration Released message

```

0      1      2      3
0 1 2 3 4 5 6 7 8 9 0 1 2 3 4 5 6 7 8 9 0 1 2 3 4 5 6 7 8 9 0 1
+---+---+---+---+---+---+---+---+---+---+---+---+---+---+---+---+
|V=2|P| Subtype |      PT=APP=204      |      length      |
+---+---+---+---+---+---+---+---+---+---+---+---+---+---+---+---+
|      SSRC of transmission control server      |
+---+---+---+---+---+---+---+---+---+---+---+---+---+---+---+---+
|      name=MCV1      |
+---+---+---+---+---+---+---+---+---+---+---+---+---+---+---+---+
|      Granted Party's Identity field      |
+---+---+---+---+---+---+---+---+---+---+---+---+---+---+---+---+
|      User ID field      |
+---+---+---+---+---+---+---+---+---+---+---+---+---+---+---+---+
|      Message Sequence Number field      |
+---+---+---+---+---+---+---+---+---+---+---+---+---+---+---+---+
|      Transmission Indicator field      |
+---+---+---+---+---+---+---+---+---+---+---+---+---+---+---+---+
|      SSRC of granted transmission participant field      |
+---+---+---+---+---+---+---+---+---+---+---+---+---+---+---+---+

```

With the exception of the three first 32-bit words the order of the fields are irrelevant.

**Subtype:**

The subtype is coded according to table 9.2.2.1-2.

**Length:**

The length is coded as specified in to subclause 9.1.2.

**SSRC:**

The SSRC field carries the SSRC of the transmission control server.

The content of the SSRC field is coded as specified in IETF RFC 3550 [3].

**Granted Party's Identity:**

The Granted Party's Identity field is coded as specified in subclause 9.2.3.6.

**Permission to request the transmission:**

The Permission to Request the Transmission field is coded as specified in subclause 9.2.3.7.

**User ID:**

The User ID field is used in off-network only. The User ID field carries the MCVidco user ID of the transmission participant sending the Transmission Arbitration Released message.

The User ID field is coded as specified in subclause 9.2.3.8.

**Message Sequence Number:**

The Message Sequence Number field is coded as specified in to subclause 9.2.3.9.

**Transmission Indicator:**

The Transmission Indicator field is coded as described in subclause 9.2.3.11.

**SSRC of granted transmission participant:**

The content of the SSRC of granted transmission participant is coded as the SSRC specified in IETF RFC 3550 [3].

## 9.2.10 Transmission Revoked message

### 9.2.10.1 General

The Transmission Revoked message is sent from the transmission control server to the transmission participant with the permission to send media to inform that the permission to send media is revoked.

The Transmission Revoked message is only used over the unicast bearer.

Table 9.2.10.1-1 shows the content of the Transmission Revoked message.

**Table 9.2.10.1-1: Transmission Revoked message**

0								1								2								3																															
0	1	2	3	4	5	6	7	8	9	0	1	2	3	4	5	6	7	8	9	0	1	2	3	4	5	6	7	8	9	0	1																								
V=2 P  Subtype								PT=APP=204								length																																							
SSRC of transmission control server																																																							
name=MCV1																																																							
Reject Cause value																																																							
Transmission Indicator field																																																							

With the exception of the three first 32-bit words the order of the fields are irrelevant.

**Subtype:**

The subtype is coded according to table 9.2.2.1-2.

**Length:**

The length is coded as specified in to subclause 9.1.2.

**SSRC:**

The SSRC field carries the SSRC of the transmission control server.

The content of the SSRC field is coded as specified in IETF RFC 3550 [3].

**Reject Cause:**

The Reject Cause field for the Transmission Revoked message includes <Reject Cause> cause value in the Reject Cause field explaining why the transmission control server wants the transmission participant to stop sending media and can be followed by additional information. Therefore the length of the packet can vary depending on the value of the rejection cause.

The coding of the <Reject Cause> value is specified in subclause 9.2.3.4.

**Transmission Indicator:**

The Transmission Indicator field is coded as described in subclause 9.2.3.11.

### 9.2.10.2 Transmission revoked cause codes and revoked cause phrases

#### Cause #1 – Only one MCVideo client

The <Reject Cause> value set to '1' indicates that the MCVideo client is the only MCVideo client in the MCVideo session or the only participant connected to a transmission control server. No additional information included.

#### Cause#2 – Media burst too long

The <Reject Cause> value set to '2' indicates that the MCVideo User has transmitted too long (e.g., the stop-transmission timer has expired). No additional information included.

#### Cause#3 - No permission to send a Media Burst

The <Reject Cause> value set to '3' indicates that the MCVideo client does not have permission to send media. No additional information is included.

#### Cause#4 - Media Burst pre-empted

The <Reject Cause> value set to '4' indicates that the MCVideo client's permission to send a media is being pre-empted. No additional information is included.

#### Cause#5 - Terminate the RTP stream

The <Reject Cause> value set to '5' indicates that the MCVideo client's permission to send a media is being revoked. No additional information is included.

#### Cause#6 - No resources available

The <Reject Cause> value set to '6' indicates that the transmission control server can no longer grant MCVideo client to send media due to congestion. No additional information is included.

#### Cause#7 - Queue the transmission

The <Reject Cause> value set to '7' indicates that the MCVideo client's permission to send a media is being queued. No additional information is included.

#### Cause #8 - No receiving participant

The <Reject cause> value set to '8' indicates that the MCVideo client's permission to send a media is being revoked because there is no participant to receive the stream.

#### Cause#255 – Other reason

The <Reject Cause> value set to '255' indicates that the transmission control server can no longer grant MCVideo client to send media due to the transmission control server local policy. No additional information is included.

## 9.2.11 Queue Position Request message

The Queue Position Request message is a request from a transmission control participant to get information about the transmission control participant's position in the transmission control request queue.

The Queue Position Request message is used in the off-network mode and in the on-network mode. In the on-network mode the Queue Position Request message is only used over the unicast bearer..

Table 8.2.11-1 shows the content of the Queue Position Request message.

**Table 9.2.11-1: Queue Position Request message**

0																1																2																3															
0	1	2	3	4	5	6	7	8	9	0	1	2	3	4	5	6	7	8	9	0	1	2	3	4	5	6	7	8	9	0	1	2	3	4	5	6	7	8	9	0	1																						
V=2 P  Subtype																PT=APP=204																length																															
SSRC of transmission control participant for queue status info																																																															
																name=MCV0																																															
																User ID field																																															
																Track Info field																																															

With the exception of the three first 32-bit words the order of the fields are irrelevant.

#### **Subtype:**

The subtype is coded according to table 9.2.2.1-1.

#### **Length:**

The length is coded as specified in to subclause 9.1.2.

#### **SSRC:**

The SSRC field carries the SSRC of the transmission control participant that is requesting information about its position in the transmission request queue.

The SSRC field is coded as specified in IETF RFC 3550 [3].

#### **User ID:**

The User ID field is used in off-network only. The User ID field carries the MCVideo user ID of the transmission participant sending the Queue Position Request message.

The User ID field is coded as specified in subclause 9.2.3.8.

#### **Track Info:**

The Track Info field is included when an MCVideo call involves a non-controlling MCVideo function. The coding of the Track Info field is described in subclause 9.2.3.13.

## 9.2.12 Queue Position Info message

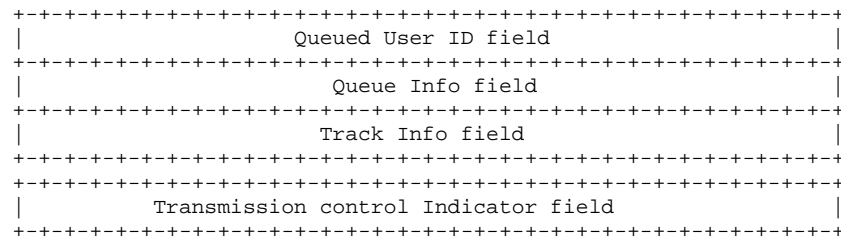
The Queue Position Info message is sent by the transmission control server to notify the transmission control participant of its position in the transmission control request queue.

The Queue Position Info message is used in off-network and in on-network mode. In the on-network mode the Queue Position Info message is only used over the unicast bearer.

Table 9.2.12-1 shows the content of the Queue Position Info message.

**Table 9.2.12-1: Queue Position Info message**

0																1																2																3															
0	1	2	3	4	5	6	7	8	9	0	1	2	3	4	5	6	7	8	9	0	1	2	3	4	5	6	7	8	9	0	1	2	3	4	5	6	7	8	9	0	1	2	3	4	5	6	7	8	9	0	1												
V=2 P  Subtype																PT=APP=204																length																															
																SSRC of transmission control server																																															
																name=MCV1																																															
																User ID field																																															
																SSRC of queued transmission control participant field																																															



With the exception of the three first 32-bit words the order of the fields are irrelevant.

#### **Subtype:**

The subtype is coded according to table 9.2.2.1-2.

#### **Length:**

The length is coded as specified in to subclause 9.1.2.

#### **SSRC:**

The SSRC field carries the SSRC of the transmission control server.

The SSRC field is coded as specified in IETF RFC 3550 [3].

#### **User ID:**

The User ID field is used in off-network only. The User ID field carries the MCVideo ID of the transmission control participant sending the Queue Position Info message.

The User ID value is coded as specified in subclause 9.2.3.8.

#### **SSRC of queued transmission participant:**

The SSRC of queued transmission participant is only applicable in off-network and shall carry the SSRC of the queued transmission participant.

The SSRC field shall be coded as specified in IETF RFC 3550 [3].

#### **Queued User ID:**

The Queued User ID field is used in off-network only. The Queued User ID field carries the MCVideo ID of the queued transmission control participant.

The Queued User ID value is coded as specified in subclause 9.2.3.8.

#### **Queue Info:**

The Queue Info field defines the queue position and granted transmission control priority in the queue.

The Queue Info field is coded as specified in subclause 9.2.3.5.

#### **Track Info:**

The Track Info field is included when an MCVideo call involves a non-controlling MCVideo function. The coding of the Track Info field is described in subclause 9.2.3.13.

#### **Transmission Control Indicator:**

The Transmission Control Indicator field is coded as described in subclause 9.2.3.15.

## 9.2.13 Media transmission notification

The Media transmission notification message is sent by the transmission control server to notify the transmission control participant that a media transmission is available from another user.

The Media transmission notification message is used in off-network and in on-network mode. In the on-network mode the Media transmission notification message is only used over the unicast bearer.

Table 9.2.13-1 shows the content of the Media transmission notification message.

**Table 9.2.13-1: Media transmission notification message**

0										1										2										3											
0	1	2	3	4	5	6	7	8	9	0	1	2	3	4	5	6	7	8	9	0	1	2	3	4	5	6	7	8	9	0	1	2	3	4	5	6	7	8	9	0	1
+-----+-----+-----+-----+-----+-----+-----+-----+-----+-----+										+-----+-----+-----+-----+-----+-----+-----+-----+-----+-----+										+-----+-----+-----+-----+-----+-----+-----+-----+-----+-----+										+-----+-----+-----+-----+-----+-----+-----+-----+-----+-----+											
V=2 P  Subtype										PT=APP=204										length																					
+-----+-----+-----+-----+-----+-----+-----+-----+-----+-----+										+-----+-----+-----+-----+-----+-----+-----+-----+-----+-----+										+-----+-----+-----+-----+-----+-----+-----+-----+-----+-----+										+-----+-----+-----+-----+-----+-----+-----+-----+-----+-----+											
										SSRC of transmission control server																															
+-----+-----+-----+-----+-----+-----+-----+-----+-----+-----+										+-----+-----+-----+-----+-----+-----+-----+-----+-----+-----+										+-----+-----+-----+-----+-----+-----+-----+-----+-----+-----+										+-----+-----+-----+-----+-----+-----+-----+-----+-----+-----+											
										name=MCV1																															
+-----+-----+-----+-----+-----+-----+-----+-----+-----+-----+										+-----+-----+-----+-----+-----+-----+-----+-----+-----+-----+										+-----+-----+-----+-----+-----+-----+-----+-----+-----+-----+										+-----+-----+-----+-----+-----+-----+-----+-----+-----+-----+											
										User ID field																															
+-----+-----+-----+-----+-----+-----+-----+-----+-----+-----+										+-----+-----+-----+-----+-----+-----+-----+-----+-----+-----+										+-----+-----+-----+-----+-----+-----+-----+-----+-----+-----+										+-----+-----+-----+-----+-----+-----+-----+-----+-----+-----+											
										Media ID field																															
+-----+-----+-----+-----+-----+-----+-----+-----+-----+-----+										+-----+-----+-----+-----+-----+-----+-----+-----+-----+-----+										+-----+-----+-----+-----+-----+-----+-----+-----+-----+-----+										+-----+-----+-----+-----+-----+-----+-----+-----+-----+-----+											
										Track Info field																															
+-----+-----+-----+-----+-----+-----+-----+-----+-----+-----+										+-----+-----+-----+-----+-----+-----+-----+-----+-----+-----+										+-----+-----+-----+-----+-----+-----+-----+-----+-----+-----+										+-----+-----+-----+-----+-----+-----+-----+-----+-----+-----+											

With the exception of the three first 32-bit words the order of the fields are irrelevant.

#### **Subtype:**

The subtype is coded according to table 9.2.2.1-2.

#### **Length:**

The length is coded as specified in to subclause 9.1.2.

#### **SSRC:**

The SSRC field carries the SSRC of the transmission control server.

The SSRC field is coded as specified in IETF RFC 3550 [3].

#### **User ID:**

The User ID field carries the MCVideo ID of the user transmitting the media.

The User ID value is coded as specified in subclause 9.2.3.8.

#### **Media ID:**

The Media ID field is present only if media multiplexing is used. The Media ID field identified a media flow within a media multiplex.

The Media ID value is coded as specified in subclause 9.2.3.x.

#### **Track Info:**

The Track Info field is included when an MCVideo call involves a non-controlling MCVideo function. The coding of the Track Info field is described in subclause 9.2.3.13.

## 9.2.14 Receive media request

The Receive media request message is a request from a transmission control participant to get permission to send media. The Receive media request message is sent over unicast bearers only from the transmission control participant towards the transmission control server.

Table 9.2.14-1 shows the content of the Receive Request message.





## 9.2.15 Receive media response

### 9.2.15.1 General

The Receive media response message is sent from the transmission control server to the transmission control participant to indicate whether the media reception is possible or not.

Table 9.2.15.1-1 shows the content of the Receive media response message.

**Table 9.2.15.1-1: Receive media response message**

0										1										2										3									
0	1	2	3	4	5	6	7	8	9	0	1	2	3	4	5	6	7	8	9	0	1	2	3	4	5	6	7	8	9	0	1								
V=2 P  Subtype										PT=APP=204										length																			
										SSRC of transmission control server																													
										name=MCV1																													
										Result																													
										Reject Cause field																													
										Media ID field																													
										Transmission Indicator field																													

With the exception of the three first 32-bit words the order of the fields are irrelevant.

#### **Subtype:**

The subtype is coded according to table 9.2.2.1-2.

Length:

The length is coded as specified in to subclause 9.1.2.

#### **SSRC:**

The SSRC field carries the SSRC of the transmission control server.

The content of the SSRC field is coded as specified in IETF RFC 3550 [3].

#### **Result:**

The Result field indicates whether media reception is possible as per the request. This field is coded as described subclause 9.2.3.x.

#### **Reject Cause:**

The Reject Cause field includes the reason for the rejecting the media receive request and can be followed by a text-string explaining why the media receive request was rejected. Therefore the length of the packet will vary depending on the size of the application dependent field.

The Reject Cause field contains:

1. a <Reject Cause> value; and
2. a <Reject Phrase> value.

Available <Reject Cause> values are listed in subclause 9.2.15.2. The Reject Cause field is coded as described in subclause 9.2.3.4.

#### **Media ID:**



The length is coded as specified in to subclause 9.1.2.

### **SSRC:**

The SSRC field carries the SSRC of the transmission control server.

The content of the SSRC field is coded as specified in IETF RFC 3550 [3].

### **User ID:**

The User ID field is used to carry the identity of the user who is receiving the media and is coded as described in subclause 9.2.3.8.

### **Media ID:**

The Media ID field is present only if media multiplexing is used. The Media ID field identified a media flow within a media multiplex.

The Media ID value is coded as specified in subclause 9.2.3.x

## 9.2.17 Transmission cancel request

The Transmission cancel request message is sent from the transmission control participant to the transmission control server to indicate the cancellation of a transmitted media.

Table 9.2.17.1-1 shows the content of the Transmission cancel request message.

**Table 9.2.17-1: Transmission cancel request message**

0								1								2								3																															
0	1	2	3	4	5	6	7	8	9	0	1	2	3	4	5	6	7	8	9	0	1	2	3	4	5	6	7	8	9	0	1																								
V=2 P  Subtype								PT=APP=204								length																																							
SSRC of transmission control participant																																																							
name=MCV0																																																							
User ID field																																																							
Media ID field																																																							

With the exception of the three first 32-bit words the order of the fields are irrelevant.

### **Subtype:**

The subtype is coded according to table 9.2.2.1-1.

Length:

The length is coded as specified in to subclause 9.1.2.

### **SSRC:**

The SSRC field carries the SSRC of the transmission control server.

The content of the SSRC field is coded as specified in IETF RFC 3550 [3].

### **User ID:**

The User ID field is used to carry the identity of the user whose media transmission is requested for cancellation and is described in subclause 9.2.3.8.

### **Media ID:**

The Media ID field is present only if media multiplexing is used. The Media ID field identified a media flow within a media multiplex.

The Media ID value is coded as specified in subclause 9.2.3.x

## 9.2.18 Transmission cancel response

The Transmission cancel response message is sent from the transmission control server to the transmission control participant to indicate the cancellation of a transmitted media.

Table 9.2.18.1-1 shows the content of the Transmission cancel response message.

**Table 9.2.18.1-1: Transmission cancel response message**

0																1																2																3															
0	1	2	3	4	5	6	7	8	9	0	1	2	3	4	5	6	7	8	9	0	1	2	3	4	5	6	7	8	9	0	1	2	3	4	5	6	7	8	9	0	1																						
+-----																																																															

With the exception of the three first 32-bit words the order of the fields are irrelevant.

### **Subtype:**

The subtype is coded according to table 9.2.2.1-2.

Length:

The length is coded as specified in to subclause 9.1.2.

### **SSRC:**

The SSRC field carries the SSRC of the transmission control server.

The content of the SSRC field is coded as specified in IETF RFC 3550 [3].

### **Media ID:**

The Media ID field is present only if media multiplexing is used. The Media ID field identified a media flow within a media multiplex.

The Media ID value is coded as specified in subclause 9.2.3.x

## 9.2.19 Transmission cancel request notify

The Transmission cancel request notify message is sent from the transmission control server to the transmission control participant..

Table 9.2.19-1 shows the content of the Transmission cancel request notify message.

**Table 9.2.19-1: Transmission cancel request notify message**

0																1																2																3															
0	1	2	3	4	5	6	7	8	9	0	1	2	3	4	5	6	7	8	9	0	1	2	3	4	5	6	7	8	9	0	1	2	3	4	5	6	7	8	9	0	1	2	3	4	5	6	7	8	9	0	1												
V=2 P  Subtype																PT=APP=204																length																															
																SSRC of transmission control server																																															
																name=MCV1																																															
																Media ID field																																															

With the exception of the three first 32-bit words the order of the fields are irrelevant.

#### **Subtype:**

The subtype is coded according to table 9.2.2.1-2.

Length:

The length is coded as specified in to subclause 9.1.2.

#### **SSRC:**

The SSRC field carries the SSRC of the transmission control server.

The content of the SSRC field is coded as specified in IETF RFC 3550 [3].

#### **Media ID:**

The Media ID field is present only if media multiplexing is used. The Media ID field identified a media flow within a media multiplex.

The Media ID value is coded as specified in subclause 9.2.3.x

## 9.2.20 Transmission end request

The Transmission end request message is sent from the transmission control participant to the transmission control server to terminate the Transmission request (if final response is not received from server) or to end the permission to send RTP media (if user has already received permission to send RTP media).

Table 9.2.20.1-1 shows the content of the Transmission end request message.

**Table 9.2.20-1: Transmission end request message**

0										1										2										3									
0	1	2	3	4	5	6	7	8	9	0	1	2	3	4	5	6	7	8	9	0	1	2	3	4	5	6	7	8	9	0	1								
+-----+-----+-----+-----+-----+										+-----+-----+-----+-----+-----+										+-----+-----+-----+-----+-----+										+-----+-----+-----+-----+-----+									
V=2 P										Subtype										PT=APP=204										length									
+-----+-----+-----+-----+-----+										+-----+-----+-----+-----+-----+										+-----+-----+-----+-----+-----+										+-----+-----+-----+-----+-----+									
										SSRC of transmission control participant																													
+-----+-----+-----+-----+-----+										+-----+-----+-----+-----+-----+										+-----+-----+-----+-----+-----+										+-----+-----+-----+-----+-----+									
										name=MCV2																													
+-----+-----+-----+-----+-----+										+-----+-----+-----+-----+-----+										+-----+-----+-----+-----+-----+										+-----+-----+-----+-----+-----+									
										User ID field																													
+-----+-----+-----+-----+-----+										+-----+-----+-----+-----+-----+										+-----+-----+-----+-----+-----+										+-----+-----+-----+-----+-----+									
										Media ID field																													
+-----+-----+-----+-----+-----+										+-----+-----+-----+-----+-----+										+-----+-----+-----+-----+-----+										+-----+-----+-----+-----+-----+									
										Reject Cause value																													
+-----+-----+-----+-----+-----+										+-----+-----+-----+-----+-----+										+-----+-----+-----+-----+-----+										+-----+-----+-----+-----+-----+									

With the exception of the three first 32-bit words the order of the fields are irrelevant.

#### **Subtype:**

The subtype is coded according to table 9.2.2.1-3.

#### **Length:**

The length is coded as specified in to subclause 9.1.2.

#### **SSRC:**

The SSRC field carries the SSRC of the transmission control participant.

The content of the SSRC field is coded as specified in IETF RFC 3550 [3].

#### **User ID:**

The User ID field is used to carry the identity of the user whose media transmission is requested to be terminated and is described in subclause 9.2.3.8.

#### **Media ID:**

The Media ID field is present only if media multiplexing is used. The Media ID field identified a media flow within a media multiplex.

The Media ID value is coded as specified in subclause 9.2.3.x

#### **Reject Cause:**

The Reject Cause field for the Transmission End Request message includes <Reject Cause> cause value in the Reject Cause field explaining why the transmission control server wants the transmission participant to stop sending media and can be followed by additional information. Therefore, the length of the packet can vary depending on the value of the rejection cause.

The coding of the <Reject Cause> value is specified in subclause 9.2.3.4. The <Reject Cause> cause value is specified in subclause 9.2.10.2.

## 9.2.21 Transmission end response

The Transmission end response message is sent from the transmission control participant to the transmission control server and from the transmission control server to the transmission control participant.

Table 9.2.21-1 shows the content of the Transmission end response message.

**Table 9.2.21-1: Transmission end response message**

0										1										2										3									
0	1	2	3	4	5	6	7	8	9	0	1	2	3	4	5	6	7	8	9	0	1	2	3	4	5	6	7	8	9	0	1								
V=2 P										Subtype										PT=APP=204										length									
-----SSRC of transmission control server																																							
-----name=MCV2																																							
-----User ID field																																							
-----Media ID field																																							

With the exception of the three first 32-bit words the order of the fields are irrelevant.

#### **Subtype:**

The subtype is coded according to table 9.2.2.1-3.

#### **Length:**

The length is coded as specified in to subclause 9.1.2.

#### **SSRC:**

The SSRC field carries the SSRC of the transmission control server.

The content of the SSRC field is coded as specified in IETF RFC 3550 [3].

#### **User ID:**

The User ID field is used to carry the identity of the user whose media transmission is requested to be terminated and is coded as described in subclause 9.2.3.8.

**Media ID:**

The Media ID field is present only if media multiplexing is used. The Media ID field identified a media flow within a media multiplex.

The Media ID value is coded as specified in subclause 9.2.3.x

## 9.2.22 Remote Transmission request

The Remote Transmission request message is sent from the transmission control participant to the transmission control server.

Table 9.2.22-1 shows the content of the Remote Transmission request message.

**Table 9.2.22-1: Remote Transmission request message**

0																1																2																3															
0	1	2	3	4	5	6	7	8	9	0	1	2	3	4	5	6	7	8	9	0	1	2	3	4	5	6	7	8	9	0	1	2	3	4	5	6	7	8	9	0	1	2	3	4	5	6	7	8	9	0	1												
V=2 P  Subtype																PT=APP=204																length																															
SSRC of participant sending the Receive Request message																name=MCV0																Remote ID field :																															
:																User ID field :																Media ID field																															
																Media ID field																																															

With the exception of the three first 32-bit words the order of the fields are irrelevant.

**Subtype:**

The subtype is coded according to table 9.2.2.1-1.

**Length:**

The length is coded as specified in to subclause 9.1.2.

**SSRC:**

The SSRC field carries the SSRC of the transmission participant requesting the reception of the media from another user.

The content of the SSRC field is coded as specified in IETF RFC 3550 [3].

**Remote ID:**

The Remote ID field is used to carry the identity of the user who remotely initiated the media transmission of another user and is coded as described in subclause 9.2.3.8.

**User ID:**

The User ID field is used to carry the identity of the user whose media transmission is requested and is coded as described in subclause 9.2.3.8.

**Media ID:**

The Media ID field is present only if media multiplexing is used. The Media ID field identified a media flow within a media multiplex.

The Media ID value is coded as specified in subclause 9.2.3.x.

## 9.2.23 Remote Transmission response

The Remote Transmission response message is sent from the transmission control server to the transmission control participant.

Table 9.2.23-1 shows the content of the Remote Transmission response message.

**Table 9.2.23-1: Remote Transmission response message**

0								1								2								3							
0	1	2	3	4	5	6	7	8	9	0	1	2	3	4	5	6	7	8	9	0	1	2	3	4	5	6	7	8	9	0	1
V=2 P  Subtype								PT=APP=204								length															
								SSRC of transmission control server																							
								name=MCV1																							
								Media ID field																							

With the exception of the three first 32-bit words the order of the fields are irrelevant.

### **Subtype:**

The subtype is coded according to table 9.2.2.1-2.

Length:

The length is coded as specified in to subclause 9.1.2.

### **SSRC:**

The SSRC field carries the SSRC of the transmission control server.

The content of the SSRC field is coded as specified in IETF RFC 3550 [3].

### **Media ID:**

The Media ID field is present only if media multiplexing is used. The Media ID field identified a media flow within a media multiplex.

The Media ID value is coded as specified in subclause 9.2.3.x

## 9.2.24 Remote Transmission cancel request

The Remote Transmission cancel request message is sent from the transmission control participant to the transmission control server.

Table 9.2.24-1 shows the content of the Remote Transmission cancel request message.

**Table 9.2.24-1: Remote Transmission cancel request message**

0								1								2								3							
0	1	2	3	4	5	6	7	8	9	0	1	2	3	4	5	6	7	8	9	0	1	2	3	4	5	6	7	8	9	0	1
V=2 P  Subtype								PT=APP=204								length															
								SSRC of participant sending the Receive Request message																							
								name=MCV0																							
:								User ID field																:							
								Media ID field																							

With the exception of the three first 32-bit words the order of the fields are irrelevant.



**Subtype:**

The subtype is coded according to table 9.2.2.1-1.

**Length:**

The length is coded as specified in to subclause 9.1.2.

**SSRC:**

The SSRC field carries the SSRC of the transmission participant requesting the reception of the media from another user.

The content of the SSRC field is coded as specified in IETF RFC 3550 [3].

**User ID:**

The User ID field is used to carry the identity of the user whose media transmission is requested for cancellation and is coded as described in subclause 9.2.3.8.

**Media ID:**

The Media ID field is present only if media multiplexing is used. The Media ID field identified a media flow within a media multiplex.

The Media ID value is coded as specified in subclause 9.2.3.x.

## 9.2.25 Remote Transmission cancel response

The Remote Transmission cancel response message is sent from the transmission control server to the transmission control participant.

Table 9.2.25-1 shows the content of the Remote Transmission cancel response message.

**Table 9.2.25-1: Remote Transmission cancel response message**

0										1										2										3											
0	1	2	3	4	5	6	7	8	9	0	1	2	3	4	5	6	7	8	9	0	1	2	3	4	5	6	7	8	9	0	1	2	3	4	5	6	7	8	9	0	1
V=2 P  Subtype										PT=APP=204										length																					
SSRC of participant sending the Receieve Request message																																									
										name=MCV1																															
										Media ID field																															

With the exception of the three first 32-bit words the order of the fields are irrelevant.

**Subtype:**

The subtype is coded according to table 9.2.2.1-2.

**Length:**

The length is coded as specified in to subclause 9.1.2.

**SSRC:**

The SSRC field carries the SSRC of the transmission participant requesting the reception of the media from another user.

The content of the SSRC field is coded as specified in IETF RFC 3550 [3].

**Media ID:**

The Media ID field is present only if media multiplexing is used. The Media ID field identified a media flow within a media multiplex.

The Media ID value is coded as specified in subclause 9.2.3.x.

## 9.2.26 Media reception end request

The Media reception end request message is sent from the transmission control participant to the transmission control server and from the transmission control server to the transmission control participant.

Table 9.2.26.1-1 shows the content of the Media reception end request message.

**Table 9.2.26-1: Media reception end request message**

0										1										2										3																			
0	1	2	3	4	5	6	7	8	9	0	1	2	3	4	5	6	7	8	9	0	1	2	3	4	5	6	7	8	9	0	1	2	3	4	5	6	7	8	9	0	1								
V=2 P  Subtype										PT=APP=204										length																													
SSRC of transmission control participant																																																	
name=MCV2																																																	
User ID field																																																	
Media ID field																																																	
Transmission Indicator field																																																	

With the exception of the three first 32-bit words the order of the fields are irrelevant.

### **Subtype:**

The subtype is coded according to table 9.2.2.1-3.

Length:

The length is coded as specified in to subclause 9.1.2.

### **SSRC:**

The SSRC field carries the SSRC of the transmission control server.

The content of the SSRC field is coded as specified in IETF RFC 3550 [3].

### **User ID:**

The User ID field is used to carry the identity of the user whose media receipt is requested for cancellation to be terminated and is described in subclause 9.2.3.8.

### **Media ID:**

The Media ID field is present only if media multiplexing is used. The Media ID field identified a media flow within a media multiplex.

The Media ID value is coded as specified in subclause 9.2.3.x.

### **Transmission Indicator:**

The Transmission Indicator field is coded as described in subclause 9.2.3.11.

## 9.2.27 Media reception end response

The Media reception end response message is sent from the transmission control participant to the transmission control server and from the transmission control server to the transmission control participant.

Table 9.2.27-1 shows the content of the Media reception end response message.

**Table 9.2.27-1: Media reception end response message**

0	1	2	3
0 1 2 3 4 5 6 7 8 9	0 1 2 3 4 5 6 7 8 9	0 1 2 3 4 5 6 7 8 9	0 1
V=2 P  Subtype	PT=APP=204	length	
SSRC of transmission control server			
name=MCV2			
Media ID field			

With the exception of the three first 32-bit words the order of the fields are irrelevant.

#### **Subtype:**

The subtype is coded according to table 9.2.2.1-3.

Length:

The length is coded as specified in to subclause 9.1.2.

#### **SSRC:**

The SSRC field carries the SSRC of the transmission control server.

The content of the SSRC field is coded as specified in IETF RFC 3550 [3].

#### **Media ID:**

The Media ID field is present only if media multiplexing is used. The Media ID field identified a media flow within a media multiplex.

The Media ID value is coded as specified in subclause 9.2.3.x

## 9.2.28 Media reception override notification

The Media reception override notification message is sent from the transmission control server to the transmission control participant.

Table 9.2.28-1 shows the content of the Media reception override notification message.

**Table 9.2.28-1: Media reception override notification message**

0	1	2	3
0 1 2 3 4 5 6 7 8 9	0 1 2 3 4 5 6 7 8 9	0 1 2 3 4 5 6 7 8 9	0 1
V=2 P  Subtype	PT=APP=204	length	
SSRC of participant sending the Receieve Request message			
name=MCV1			
:	User ID field	:	
:	Overriding ID field	:	
	Media ID field		
:	Overridden ID field	:	
	Media ID field		

With the exception of the three first 32-bit words the order of the fields are irrelevant.

**Subtype:**

The subtype is coded according to table 9.2.2.1-2.

**Length:**

The length is coded as specified in to subclause 9.1.2.

**SSRC:**

The SSRC field carries the SSRC of the transmission participant requesting the reception of the media from another user.

The content of the SSRC field is coded as specified in IETF RFC 3550 [3].

**User ID:**

The User ID field is used to carry the identity of the user who is requesting the reception of the media and is coded as described in subclause 9.2.3.8.

**Overriding ID:**

The Overriding ID field is used to carry the identity of the user of the overriding media and is coded as described in subclause 9.2.3.8.

**Media ID:**

The Media ID field is present only if media multiplexing is used. The Media ID field Identifies the communication of overriding media within a media multiplex.

The Media ID value is coded as specified in subclause 9.2.3.x.

**Overridden ID:**

The Overridden ID field is used to carry the identity of the user of the overridden media and is coded as described in subclause 9.2.3.8.

**Media ID:**

The Media ID field is present only if media multiplexing is used. The Media ID field Identifies the communication of overridden media within a media multiplex.

The Media ID value is coded as specified in subclause 9.2.3.x.

## 9.2.29 Transmission end notify

The Transmission end notify message is sent from the transmission control server to the transmission control participant.

Table 9.2.29-1 shows the content of the Transmission end notify message.

**Table 9.2.29-1: Transmission end notify message**

0									1									2									3								
0	1	2	3	4	5	6	7	8	9	0	1	2	3	4	5	6	7	8	9	0	1	2	3	4	5	6	7	8	9	0	1				
V=2 P  Subtype									PT=APP=204									length																	
									SSRC of transmission control server																										
									name=MCV1																										
:									User ID field																		:								
									Media ID field																										

With the exception of the three first 32-bit words the order of the fields are irrelevant.

#### **Subtype:**

The subtype is coded according to table 9.2.2.1-2.

Length:

The length is coded as specified in to subclause 9.1.2.

#### **SSRC:**

The SSRC field carries the SSRC of the transmission control server.

The content of the SSRC field is coded as specified in IETF RFC 3550 [3].

#### **User ID:**

The User ID field is used to carry the identity of the user whose media transmission has been released and is coded as described in subclause 9.2.3.8.

#### **Media ID:**

The Media ID field is present only if media multiplexing is used. The Media ID field identified a media flow within a media multiplex.

The Media ID value is coded as specified in subclause 9.2.3.x

## 9.2.30 Transmission idle

The Transmission idle message is sent from the transmission control server to the transmission control participant.

Table 9.2.30-1 shows the content of the Transmission idle message.

**Table 9.2.30-1: Transmission idle message**

0										1										2										3									
0	1	2	3	4	5	6	7	8	9	0	1	2	3	4	5	6	7	8	9	0	1	2	3	4	5	6	7	8	9	0	1								
V=2 P  Subtype										PT=APP=204										length																			
SSRC of transmission control server																																							
name=MCV1																																							
Message Sequence Number field																																							
Transmission Indicator field																																							

With the exception of the three first 32-bit words, the order of the fields is irrelevant.

#### **Subtype:**

The subtype is coded according to table 9.2.2.1-2.

#### **Length:**

The length is coded as specified in to subclause 9.1.2.

#### **SSRC:**

The SSRC field carries the SSRC of the transmission control server.

The content of the SSRC field is coded as specified in IETF RFC 3550 [3].

#### **Message Sequence Number:**



---

## 10 Media plain handling for MBMS

---

## 11 Configurable parameters

### 11.1 Timers

#### 11.1.1 Timers in the on-network transmission participant

The table 11.1.1-1 recommends timer values, describes the reason for starting the timer, normal stop and the action on expiry for the on-network transmission participant procedures.

Table 11.1.1-1: Timers in the on-network transmission participant



Timer	Timer value	Cause of start	Normal stop	On expiry
T100 (Transmission Request)	Configurable as specified in 3GPP TS 24.483 [6].  (NOTE 1)	When the transmission participant sends a Transmission Request message.  T100 is also started when the application layer and signalling plane initiates a session as an implicit transmission request using the "mc_implicit_request" as specified in clause 14.	Reception of a Transmission Granted message, a Transmission Rejected message, a Transmission Queue Position Info message.	If the counter is less than the upper limit of C100, a new Transmission Request message is sent and counter is incremented by 1. When the limit in C100 is reached, the transmission participant stops sending the Transmission Request message.
T101 (TransmissionEnd request)	Configurable as specified in 3GPP TS 24.483 [6].  (NOTE 2)	When the transmission participant sends a Transmission end request message.	Reception of a Transmission end response message.	If the counter is less than the upper limit of C101, a new Transmission end request message is sent and counter is incremented by 1. When the limit in C101 is reached, the transmission participant stops sending the Transmission end request message.
T102 (Transmission Queue Position Request)	Configurable as specified in 3GPP TS 24.483 [6].  T102 shall only permit a certain number of retransmissions of the Transmission Queue Position Request message.	When the transmission participant sends a Transmission Queue Position Request message.	Reception of a Transmission Queue Position Info.  Leaving the 'U: queued transmission' state on reception of Transmission Granted message.	If the counter is less than the upper limit of C102, a new Transmission Queue Position Request message is sent and counter is incremented by 1. When the limit in C102 is reached, the transmission participant stops sending the Transmission Queue Position Request message.
T103 (Receive Media Request)	Configurable as specified in 3GPP TS 24.483 [6].  (NOTE 3)	When the transmission participant sends a Receive Media Request message.	Reception of Receive Media Response (Granted or Rejected) message.	If the counter is less than the upper limit of C103, a new Receive Media Request message is sent and counter is incremented by 1. When the limit in C105 is reached, the transmission participant stops sending the Receive Media Request message.

Timer	Timer value	Cause of start	Normal stop	On expiry
T104 (Receive Media Release)	Configurable as specified in 3GPP TS 24.483 [6].  (NOTE 4)	When the transmission participant sends a Media Reception End Request message.	Reception of Media Reception End Response message.	If the counter is less than the upper limit of C104, a new Media Reception End Request message is sent and counter is incremented by 1. When the limit in C104 is reached, the transmission participant stops sending the Media Reception End Request message.
<p>NOTE 1: The total time during which the transmission participant retransmits Transmission Request messages should be less than 6 seconds.</p> <p>NOTE 2: The total time during which the transmission participant retransmits Transmission end request messages should be less than 6 seconds.</p> <p>NOTE 3: The total time during which the transmission participant retransmits Receive Media Request messages should be less than 6 seconds.</p> <p>NOTE 4: The total time during which the transmission participant retransmits Media Reception End Request messages should be less than 6 seconds.</p>				

### 11.1.2 Timers in the off-network transmission participant

The table 11.1.2-1 recommends timer values, describes the reason for starting the timer, normal stop and the action on expiry for the off-network transmission participant procedures.

Table 11.1.2-1: Timers in the off-network transmission participant

Timer	Timer value	Cause of start	Normal stop	On expiry
T201 (Transmission Request)	<p>Default value: 40 milliseconds</p> <p>Depends on the characteristic of the D2D. (D2D Side link period)</p> <p>Configurable.</p> <p>Set to the value of "<code>&lt;x&gt;/OffNetwork/Timers/T201</code>" leaf node present in the UE initial configuration as specified in 3GPP TS 24.483 [6]</p> <p>T201 shall permit only a certain number of retransmissions of the Transmission Request message.</p>	When the transmission participant sends a Transmission Request message	Reception of a Transmission Granted message or a Transmission Deny message or when the MCVideo user releases the transmission.	If the counter is less than the upper limit of C201, a new Transmission Request message is sent and counter is incremented by 1. When the limit in C201 is reached, the transmission participant stops sending the Transmission Request message.
T203 (End of RTP media)	<p>Default value: 4 seconds.</p> <p>Configurable.</p> <p>Set to the value of "<code>&lt;x&gt;/OffNetwork/Timers/T203</code>" leaf node present in the UE initial configuration as specified in 3GPP TS 24.483 [6].</p>	T203 is reset and started again every time an RTP media packet is received.	Reception of a Transmission Release message	When T203 expires the transmission participant concludes that the transmission from the associated transmission participant is lost.
T205 (Transmission Granted)	<p>Default value: 80 milliseconds.</p> <p>Depends on the characteristic of the D2D. (D2D Sidelink period*2).</p> <p>Configurable.</p> <p>Set to the value of "<code>&lt;x&gt;/OffNetwork/Timers/T205</code>" leaf node present in the UE initial configuration as specified in 3GPP TS 24.483 [6].</p> <p>T205 shall permit only a certain number of retransmissions of the Transmission Granted message.</p>	When the transmission arbitrator grants the permission to send media to a transmission participant.	Reception of an RTP media packet from granted transmission participant	If the counter is less than the upper limit of C205, a new Transmission Granted message is sent and counter is incremented by 1. When the limit in C205 is reached, the transmission arbitrator stops sending the Transmission Granted message.
Timer T206 (Stop talking warning)	<p>Default value: 27 seconds.</p> <p>Configurable.</p> <p>Set to X-Y, where X is the value of "<code>&lt;x&gt;/OffNetwork/TransmitTimeout</code>" and Y is the value "<code>&lt;x&gt;/OffNetwork/TransmissionWarning</code>" of leaf nodes present in the UE service configuration as specified in 3GPP TS 24.483 [6].</p>	When the MCVideo client starts sending the RTP media packets.	When the MCVideo user releases the transmission.	Start timer T207 (Stop talking)

Timer	Timer value	Cause of start	Normal stop	On expiry
Timer T207 (Stop talking)	Default value: 3 seconds.  Configurable.  Set to the value of "/<x>/OffNetwork/Transmissio nWarning" leaf node present in the service configuration as specified in 3GPP TS 24.483 [6].	Expiry of timer T206 (Stop talking warning)	When the MCVideo user releases the transmission.	Release the transmission.
Timer T208 (Transmission Arbitration Release)	Default value: 3 seconds.  Configurable.	When the transmission participant enters 'O: pending delegated' state.	-	If the counter is less than the upper limit of C208, a new Transmission Arbitration Release message is sent and counter is incremented by 1. When the limit in C208 is reached, the transmission arbitrator stops sending the Transmission Arbitration Release message message.
T230 (Inactivity)	Default value: 600 seconds.  Configurable.  For group calls: Set to the value of "/<x>/<x>/OffNetwork/HangTi me" leaf node present in the group configuration as specified in 3GPP TS 24.483 [6].  For private calls: Set to the value of "/<x>/OffNetwork/PrivateCall/H angTime" leaf node present in the service configuration as specified in 3GPP TS 24.483 [6].	When the transmission participant enters 'O: silence' state.	A transmission control message or media is received.	The transmission control entity is released.

### 11.1.3 Timers in the transmission control server

The table 11.1.3-1 recommends timer values, describes the reason for starting the timer, normal stop and the action on expiry for the transmission control server procedures.

Table 11.1.3-1: Timers in the transmission control server.

Timer	Timer value	Cause of start	Normal stop	On expiry
T1 (Inactivity)	<p>Default value: 30 seconds.</p> <p>Configurable.</p> <p>For private calls: Obtained from the &lt;hang-time&gt; element of the &lt;on-network&gt; element in 3GPP TS 24.484 [13].</p> <p>For group calls: Obtained from the &lt;on-network-hang-timer&gt; element of the &lt;list-service&gt; element in 3GPP TS 24.481 [12].</p>	When the transmission control server enters the 'G: 'Transmit idle' state.	A transmission participant requests the permission to send media.	The MCVideo call is released.
T2 (Transmission Idle)	<p>Depends on the characteristic of the radio access network.</p> <p>Configurable.</p> <p>Obtained from the &lt;T2-transmission-idle&gt; element of the &lt;fc-timers-counters&gt; element of the &lt;on-network&gt; element in 3GPP TS 24.484 [13].</p>	The transmission of a Transmission Idle message to the transmission participants in the MCVideo call.	The stop can be supervised by a timer (out of scope of this specification).	When T7 expire the transmission control server sends another Transmission Idle message to the transmission participants.
T3 (Transmission Revoke)	<p>Default value: 1 second.</p> <p>Configurable.</p> <p>Obtained from the &lt;T3-transmission-revoke&gt; element of the &lt;fc-timers-counters&gt; element of the &lt;on-network&gt; element in 3GPP TS 24.484 [13].</p>	A Transmission Revoke message is sent to a transmission participant who has the permission to send media.	Reception of a Transmission Release message from the revoked transmission participant.	Send another Transmission Revoke message to the transmission participant and reset and start T3 again.
T4 (Transmission Granted)	<p>Default value: 1 second.</p> <p>Configurable.</p> <p>Obtained from the &lt;T4-transmission-granted&gt; element of the &lt;fc-timers-counters&gt; element of the &lt;on-network&gt; element in 3GPP TS 24.484 [13].</p>	When the transmission control server grants the permission to send media to a transmission participant, which was queued and which negotiated queueing. T4 is also started again when the transmission control server sends a Transmission Granted message upon T4 expiry.	Sending of an RTP Media packet or when the MCVideo client is losing its permission to send media.	When T4 expires, a new Transmission Granted message is sent.

T5 (Reception Inactivity)	<p>Default value: 30 seconds.</p> <p>Configurable.</p> <p>For private calls: Obtained from the &lt;reception-hang-time&gt; element of the &lt;on-network&gt; element in 3GPP TS 24.484 [13].</p> <p>For group calls: Obtained from the &lt;on-network-reception-hang-timer&gt; element of the &lt;list-service&gt; element in 3GPP TS 24.481 [12].</p>	When the transmission control server enters the 'G: 'Reception idle' state.	A transmission participant requests the permission to receive media.	The MCVideo call is released.
T6 (Reception Granted)	<p>Default value: 1 second.</p> <p>Configurable.</p> <p>Obtained from the &lt;T6-reception-granted&gt; element of the &lt;fc-timers-counters&gt; element of the &lt;on-network&gt; element in 3GPP TS 24.484 [13]</p>	When the transmission control server grants the permission to receive media to a transmission participant, which was queued and which negotiated queueing. T6 is also started again when the transmission control server receives a Transmission Granted message upon T6 expiry.	Reception of an RTP Media packet or when the MCVideo client is losing its permission to receiving media.	When T6 expires, a new Reception Granted message is sent.
T11 (Stream Reception Idle)	<p>Default value: 10 second.</p> <p>Configurable.</p>	Reception of Receive Media End Request/Response from MCVideo client or when server sends Media Transmission Notification to MCVideo client.	Reception of Receive Media Request[granted] message from arbitration logic.	When T11 expires, transmitting stream will be terminated.

## 11.2 Counters

### 11.2.1 Counters in the on-network transmission participant

Table 11.2.1-1 enlists counters, their limits and the action on expiry.



**Table 11.2.1-1: Counter used in the transmission participant for on-network transmission control**

Counter	Limit	Associated timer	On reaching the limit
C100 (Transmission Request)	Default value: 3	T100 (Transmission Request)	Transmission Request message is no more repeated
C101 (Transmission End Request)	Default value: 3	T101 (Transmission End Request)	Transmission End Request message is no more repeated
C102 (Transmission Queue Position Request)	Default value: 3	T102 (Transmission Queue Position Request)	Transmission Queue Position Request message is no more repeated
C103 (Receive Media Request)	Default value: 3	T103 (Receive Media Request)	Receive Media Request message is no more repeated
C104 (Receive Media Release)	Default value: 3	T104 (Receive Media Release)	Media Reception End Request message is no more repeated.

## 11.2.2 Counters in the off-network transmission participant

The table 11.2.2-1 lists the counters used by the off-network participant, their default upper limits and the action to take upon reaching the upper limit. The counters start at 1.

**Table 11.2.2-1: Counter used in the transmission participant for off-network transmission control**

Counter	Limit	Associated timer	On reaching the limit
C201 (Transmission Request)	Default value: 3.  Configurable.  Set to the value of " <code>/&lt;x&gt;/OffNetwork/Counters/C201</code> " leaf node present in the UE initial configuration as specified in 3GPP TS 24.483 [6].	T201 (Transmission Request)	Assume there is no transmission arbitrator and send Transmission Arbitration Taken message
C205 (Transmission Granted)	Default value: 4. Configurable.  Set to the value of " <code>/&lt;x&gt;/OffNetwork/Counters/C205</code> " leaf node present in the UE initial configuration as specified in 3GPP TS 24.483 [6].	T205 (Transmission Granted)	Stop sending Transmission Granted message
C208 (Transmission Arbitration Release)	Default value: 4. Configurable.  Set to the value of " <code>/&lt;x&gt;/OffNetwork/Counters/C208</code> " leaf node present in the UE initial configuration as specified in 3GPP TS 24.483 [6].	T208 (Transmission Arbitration Release)	Stop sending Transmission Arbitration Release message

## 11.2.3 Counters in the controlling MCVideo function

The table 11.2.3-1 enlists counters, their limits and the action on expiry for the 'general control operation' state machine in the controlling MCVideo function.

**Table 11.2.3-1: Counters used in the 'general transmission control operation' state machine**

Counter	Limit	Associated timer	On reaching the limit
C2 (Transmission Idle)	Default value: 10.  Configurable.  Obtained from the <C2-transmission-idle> element of the <fc-timers-counters> element of the <on-network> element in 3GPP TS 24.484 [13].	T2 (Transmission Idle)	The Transmission Idle message is no more re-send
C4 (Transmission Granted)	Default value: 3.  Configurable.  Obtained from the <C4-transmission-granted> element of the <fc-timers-counters> element of the <on-network> element in 3GPP TS 24.484 [13].	T4 (Transmission Granted)	The Transmission Granted message is no more re-send in case a queued transmission participant is granted the transmission.
C6 (Reception Granted)	Default value: 3.  Configurable.  Obtained from the <C6-reception-granted> element of the <fc-timers-counters> element of the <on-network> element in 3GPP TS 24.484 [13].	T6 (Reception Granted)	The Reception Granted message is no more re-send in case a queued transmission participant is granted the reception of media.
C7 (Reception Accepted)	Default value: 2  Configurable.  Obtained from the <C7-reception-accepted> element of the <fc-timers-counters> element of the <on-network> element in 3GPP TS 24.484 [13].	-	Receive media requests from transmission participant is rejected.
C11 (Count of active receivers for the stream)	Default value: 4  Configurable.	-	Receive media requests from transmission participant is rejected.
NOTE: If a counter value is not configured the default value shall be used.			

## 12 Extensions within the present document

### 12.1 Session description types defined within the present document

#### 12.1.1 General

This subclause contains definitions for SDP parameters that are specific to SDP usage with MCVideo and therefore are not described in an RFC.

## 12.1.2 SDP "fmtp" attribute for MCVideo

### 12.1.2.1 General

This subclause defines the structure and syntax of the SDP "fmtp" attribute, when used to negotiate an MCVideo media plane control channel. The MCVideo media plane control channel, and the protocols used on the control channel, is described in the present specification.

### 12.1.2.2 Semantics

In an SDP offer and answer, the "mc\_queueing" fmtp attribute is used to indicate support of the Transmission Request message queueing mechanism, as defined in the present specification.

In an SDP offer, the "mc\_priority" fmtp attribute indicates (using an integer value between '1' and '255') the maximum transmission priority that the offerer requests to be used with Transmission Request messages sent by the offerer. In an SDP answer, the attribute parameter indicates the maximum priority level that the answerer has granted to the offerer. The value must be equal or less than the value provided in the associated SDP offer.

NOTE 1: If the "mc\_priority" fmtp attribute is not used within an SDP offer or answer, a default priority value is assumed.

In an SDP offer, the "mc\_reception\_priority" fmtp attribute indicates (using an integer value between '1' and '255') the maximum reception priority that the offerer requests to be used with Reception Request messages sent by the offerer. In an SDP answer, the attribute parameter indicates the maximum reception priority level that the answerer has granted to the offerer. The value must be equal or less than the value provided in the associated SDP offer.

NOTE 2: If the "mc\_reception\_priority" fmtp attribute is not used within an SDP offer or answer, a default reception priority value is assumed.

In an SDP offer, the "mc\_granted" fmtp attribute parameter indicates that the offerer supports the procedure where the answerer indicates, using the fmtp attribute in the associated SDP answer, that the permission to transmit has been granted to the offerer.

NOTE 3: When the "mc\_granted" fmtp attribute is used in an SDP offer, it does not indicate an actual request for the media transmission. The SDP "mc\_implicit\_request" fmtp attribute can be used to request the media transmission. In an SDP answer, the attribute indicates that the permission to Transmission has been granted to the offerer.

NOTE 4: Once the offerer has been granted the permission to Transmission, the offerer can perform media transmission until it receives a Transmission Revoked message, or until the offerer itself ends the media transmission by sending a Transmission end request message, as described in the present specification.

In an SDP offer, the "mc\_implicit\_request" fmtp attribute indicates that the offerer implicitly requests for media transmission (without the need to send a Transmission Request message). In an SDP answer, the attribute parameter indicates that the answerer has accepted the implicit Transmission Request. Once the answerer grants the permission to Transmission to the offerer, the answerer will send a Transmission Granted message.

NOTE 5: The usage of the "mc\_implicit\_request" fmtp attribute in an SDP answer does not mean that the answerer has granted the permission to Transmission to the offerer, only that the answerer has accepted the implicit Transmission Request.

### 12.1.2.3 Syntax

**Table 12.1.2.3-1: SDP "fmtp" attribute for the MCVideo media plane control channel**

```
fmtp-attr-mpcp      = "a=fmtp:" "MCVideo" SP attr-param-list
attr-param-list     = attr-param *(COLON attr-param)
attr-param          = mc_queueing / mc_priority / mc_reception_priority / mc_granted /
mc_implicit_request
mc_queueing         = "mc_queueing"
mc_priority          = "mc_priority=" 1*2(DIGIT)
mc_reception_priority = "mc_reception_priority=" 1*2(DIGIT)
mc_granted           = "mc_granted"
mc_implicit_request = "mc_implicit_request"
```

Editor's Note: IANA registration may be required.

## 13 Media plane security

### 13.1 General

Media plane security provides integrity and confidentiality protection of individual media streams and media plane control messages in MCVideo sessions.

The media plane security is based on 3GPP MCVideo security solution including key management and end-to-end media and transmission control and reception control messages protection as defined in 3GPP TS 33.180 [8].

Various keys and associated key identifiers protect:

1. RTP transported media;
2. RTCP transported media control messages (i.e. RTCP SR packets, RTCP RR packets, RTCP SDES packets); and
3. RTCP APP transported transmission control and reception control messages.

In an on-network group call of an MCVideo group which is not a constituent MCVideo group of a temporary MCVideo group:

1. if protection of media is negotiated, the GMK and the GMK-ID of the MCVideo group protect the media sent and received by an MCVideo clients;
2. if protection of transmission control and reception control messages sent using unicast between the MCVideo client and the participating MCVideo function serving the the MCVideo client is negotiated, the CSK and the CSK-ID protect the transmission control messages sent and received using unicast by the MCVideo client and by a participating MCVideo function;
3. if protection of transmission control and reception control messages between the participating MCVideo function and the controlling MCVideo function is negotiated, the SPK and the SPK-ID protect the transmission control and reception control messages sent and received between the participating MCVideo function and the controlling MCVideo function;
4. if protection of media control messages sent using unicast between the MCVideo client and the participating MCVideo function serving the the MCVideo client is negotiated, the CSK and the CSK-ID protect the media control messages sent and received using unicast by the MCVideo client and by a participating MCVideo function; and
5. if protection of media control messages between the participating MCVideo function and the controlling MCVideo function is negotiated, the SPK and the SPK-ID protect the media control messages sent and received between the participating MCVideo function and the controlling MCVideo function.

In an on-network private call:

1. if protection of media is negotiated, the PCK and the PCK-ID protect media sent and received by the MCVideo clients;
2. if protection of transmission control and reception control messages sent using unicast between the MCVideo client and the participating MCVideo function serving the the MCVideo client is negotiated, the CSK and the CSK-ID protect the transmission control and reception control messages sent and received by the MCVideo client and by the participating MCVideo function;
3. if protection of transmission control and reception control messages between the participating MCVideo function and the controlling MCVideo function is negotiated, the SPK and the SPK-ID protect the transmission control messages sent and received between the participating MCVideo function and the controlling MCVideo function;
4. if protection of media control messages sent using unicast between the MCVideo client and the participating MCVideo function serving the the MCVideo client is negotiated, the CSK and the CSK-ID protect the media control messages sent and received using unicast by the MCVideo client and by a participating MCVideo function; and
5. if protection of media control messages between the participating MCVideo function and the controlling MCVideo function is negotiated, the SPK and the SPK-ID protect the media control messages sent and received between the participating MCVideo function and the controlling MCVideo function.

In an off-network group call of an MCVideo group:

1. if protection of media is announced, the GMK and the GMK-ID of the MCVideo group protect the media sent and received by an MCVideo client;
2. if protection of transmission control messages is announced, the GMK and the GMK-ID of the MCVideo group protect the transmission control messages sent and received by an MCVideo client; and
3. if protection of media control messages is announced, the GMK and the GMK-ID of the MCVideo group protect the media sent and received by an MCVideo client.

In an off-network private call:

1. if protection of media is negotiated, the PCK and the PCK-ID protect media sent and received by an MCVideo client;
2. if protection of transmission control and reception control messages is negotiated, the PCK and the PCK-ID protect transmission control and reception control messages sent and received by an MCVideo client; and
3. if protection of media control messages is negotiated, the PCK and the PCK-ID protect media control messages and received by an MCVideo client.

In an pre-established session, if the pre-established session call control messages between the MCVideo client and the participating MCVideo function serving the the MCVideo client are negotiated to be protected, the CSK and the CSK-ID protect the pre-established session call control messages sent and received by the MCVideo client and by the participating MCVideo function serving the MCVideo client.

The GMK and the GMK-ID are distributed to the MCVideo clients using the group document subscription and notification procedure specified in 3GPP TS 24.481 [5].

The CSK and the CSK-ID are generated by the MCVideo client and provided to the participating MCVideo function serving the MCVideo client using SIP signalling according to 3GPP TS 24.281 [2].

The MKFC and the MKFC-ID are distributed to the MCVideo clients using the group document subscription and notification procedure specified in 3GPP TS 24.481 [5]. The MKFC and the MKFC-ID are distributed to the controlling MCVideo function using the group document subscription and notification procedure specified in 3GPP TS 24.481 [5] and the controlling MCVideo function provides the MKFC and the MKFC-ID to the participating MCVideo function using SIP signalling according to 3GPP TS 24.281 [2].

The SPK and the SPK-ID are configured in the participating MCVideo function, the controlling MCVideo function and the non-controlling MCVideo function.

The PCK and the PCK-ID are generated by the MCVideo client initiating the private call and provided to the MCVideo client receiving the private call using SIP signalling according to 3GPP TS 24.281 [2], using Connect message described in subclause 8.3.4 or using MONP signalling according to 3GPP TS 24.281 [2].

## 13.2 Derivation of SRTP/SRTCP master keys

Each key (i.e. CSK, GMK, MKFC, PCK, SPK, MSCCK) and its associated key identifier (i.e. CSK-ID, GMK-ID, MKFC-ID, PCK-ID, SPK-ID, MSCCK-ID) described in subclause 13.1 are used to derive SRTP-MK, SRTP-MS and SRTP-MKI.

SRTP-MK, SRTP-MS and SRTP-MKI are used in encryption of media or transmission control and reception control messages in SRTP as specified in IETF RFC 3711 [4] and 3GPP TS 33.180 [8].

## 13.3 Media plane encryption and decryption

### 13.3.1 General

The subclause 13.3 provides the media plane encryption and decryption procedures at the participating MCVideo function, the MCVideo client and the controlling MCVideo function.

### 13.3.2 The participating MCVideo function

The participating MCVideo function:

1. if protection of media is negotiated, shall be transparent to RTP media streams and shall forward encrypted RTP media streams without decrypting the payload;
2. if protection of transmission control and reception control messages sent using unicast between the participating MCVideo function and the MCVideo client is negotiated and the CSK and the CSK-ID were received from the MCVideo client using SIP signalling according to 3GPP TS 24.281 [2]:
  - A) shall encrypt transmission control and reception control messages sent using unicast to the served MCVideo client according to IETF RFC 3711 [4] and 3GPP TS 33.180 [8] using SRTP-MK, SRTP-MS and SRTP-MKI generated using the CSK and CSK-ID as specified in subclause 13.2; and
  - B) shall decrypt transmission control and reception control messages received using unicast from the served MCVideo client according to IETF RFC 3711 [4] and 3GPP TS 33.180 [8] using SRTP-MK, SRTP-MS and SRTP-MKI generated using the CSK and CSK-ID as specified in subclause 13.2;
3. if protection of transmission control and reception control messages between the participating MCVideo function and the controlling MCVideo function is negotiated and the SPK and the SPK-ID are configured in the participating MCVideo function:
  - A) shall encrypt transmission control and reception control messages sent to the controlling MCVideo function according to IETF RFC 3711 [4] and 3GPP TS 33.180 [8] using SRTP-MK, SRTP-MS and SRTP-MKI generated using the SPK and SPK-ID as specified in subclause 13.2; and
  - B) shall decrypt transmission control and reception control messages received from the controlling MCVideo function according to IETF RFC 3711 [4] and 3GPP TS 33.180 [8] using SRTP-MK, SRTP-MS and SRTP-MKI generated using the SPK and SPK-ID as specified in subclause 13.2;
4. if protection of transmission control and reception control messages between the participating MCVideo function and the non-controlling MCVideo function is negotiated and the SPK and the SPK-ID are configured in the participating MCVideo function:
  - A) shall encrypt transmission control and reception control messages sent to the non-controlling MCVideo function according to IETF RFC 3711 [4] and 3GPP TS 33.180 [8] using SRTP-MK, SRTP-MS and SRTP-MKI generated using the SPK and SPK-ID as specified in subclause 13.2; and
  - B) shall decrypt transmission control and reception control messages received from the non-controlling MCVideo function according to IETF RFC 3711 [4] and 3GPP TS 33.180 [8] using SRTP-MK, SRTP-MS and SRTP-MKI generated using the SPK and SPK-ID as specified in subclause 13.2;
5. if protection of pre-established session call control messages between the participating MCVideo function and the MCVideo client is negotiated and the CSK and the CSK-ID were received from the MCVideo client using SIP signalling according to 3GPP TS 24.281 [2]:

- A) shall encrypt pre-established session call control messages sent to the served MCVideo client according to IETF RFC 3711 [4] and 3GPP TS 33.180 [8] using SRTP-MK, SRTP-MS and SRTP-MKI generated using the CSK and CSK-ID as specified in subclause 13.2; and
  - B) shall decrypt pre-established session call control messages received from served MCVideo client according to IETF RFC 3711 [4] and 3GPP TS 33.180 [8] using SRTP-MK, SRTP-MS and SRTP-MKI generated using the CSK and CSK-ID as specified in subclause 13.2;
6. if protection of media control messages sent using unicast between the participating MCVideo function and the MCVideo client is negotiated between the participating MCVideo function and the MCVideo client and the CSK and the CSK-ID were received from the MCVideo client using SIP signalling according to 3GPP TS 24.281 [2];
- A) shall encrypt media control messages sent using unicast to the served MCVideo client according to IETF RFC 3711 [4] and 3GPP TS 33.180 [8] using SRTP-MK, SRTP-MS and SRTP-MKI generated using the CSK and CSK-ID as specified in subclause 13.2; and
  - B) shall decrypt media control messages received using unicast from the served MCVideo client according to IETF RFC 3711 [4] and 3GPP TS 33.180 [8] using SRTP-MK, SRTP-MS and SRTP-MKI generated using the CSK and CSK-ID as specified in subclause 13.2;
7. if protection of media control messages between the participating MCVideo function and the controlling MCVideo function is negotiated and the SPK and the SPK-ID are configured in the participating MCVideo function:
- A) shall encrypt media control messages sent to the controlling MCVideo function according to IETF RFC 3711 [4] and 3GPP TS 33.180 [8] using SRTP-MK, SRTP-MS and SRTP-MKI generated using the SPK and SPK-ID as specified in subclause 13.2; and
  - B) shall decrypt media control messages received from the controlling MCVideo function according to IETF RFC 3711 [4] and 3GPP TS 33.180 [8] using SRTP-MK, SRTP-MS and SRTP-MKI generated using the SPK and SPK-ID as specified in subclause 13.2;
8. if protection of media control messages between the participating MCVideo function and the non-controlling MCVideo function is negotiated and the SPK and the SPK-ID are configured in the participating MCVideo function:
- A) shall encrypt media control messages sent to the non-controlling MCVideo function according to IETF RFC 3711 [4] and 3GPP TS 33.180 [8] using SRTP-MK, SRTP-MS and SRTP-MKI generated using the SPK and SPK-ID as specified in subclause 13.2; and
  - B) shall decrypt media control messages received from the non-controlling MCVideo function according to IETF RFC 3711 [4] and 3GPP TS 33.180 [8] using SRTP-MK, SRTP-MS and SRTP-MKI generated using the SPK and SPK-ID as specified in subclause 13.2.

### 13.3.3 The MCVideo client

The MCVideo client:

1. in an on-network group call of an MCVideo group which is not a constituent MCVideo group of a temporary MCVideo group:
  - A) if protection of media is negotiated and the GMK and the GMK-ID of the MCVideo group were received using the group document subscription and notification procedure specified in 3GPP TS 24.481 [5] for the MCVideo group:
    - i) shall encrypt sent media according to IETF RFC 3711 [4] and 3GPP TS 33.180 [8] using SRTP-MK, SRTP-MS and SRTP-MKI generated using the GMK and GMK-ID as specified in subclause 13.2; and
    - ii) shall decrypt received media according to IETF RFC 3711 [4] and 3GPP TS 33.180 [8] using SRTP-MK, SRTP-MS and SRTP-MKI generated using the GMK and GMK-ID as specified in subclause 13.2;
  - B) if protection of transmission control and reception control messages sent using unicast is negotiated and the CSK and the CSK-ID were sent to the participating MCVideo function using SIP signalling according to 3GPP TS 24.281 [2];

- i) shall encrypt transmission control and reception control messages sent using unicast according to IETF RFC 3711 [4] and 3GPP TS 33.180 [8] using SRTP-MK, SRTP-MS and SRTP-MKI generated using the CSK and CSK-ID as specified in subclause 13.2; and
    - ii) shall decrypt transmission control and reception control messages received using unicast according to IETF RFC 3711 [4] and 3GPP TS 33.180 [8] using SRTP-MK, SRTP-MS and SRTP-MKI generated using the CSK and CSK-ID as specified in subclause 13.2;
  - C) if protection of media control messages sent using unicast between the participating MCVideo function and the MCVideo client is negotiated and the CSK and the CSK-ID were sent to the participating MCVideo function using SIP signalling according to 3GPP TS 24.281 [2]:
    - i) shall encrypt media control messages sent using unicast according to IETF RFC 3711 [4] and 3GPP TS 33.180 [8] using SRTP-MK, SRTP-MS and SRTP-MKI generated using the CSK and CSK-ID as specified in subclause 13.2; and
    - ii) shall decrypt media control messages received using unicast according to IETF RFC 3711 [4] and 3GPP TS 33.180 [8] using SRTP-MK, SRTP-MS and SRTP-MKI generated using the CSK and CSK-ID as specified in subclause 13.2;
- 2. in an on-network group call of an MCVideo group which is a constituent MCVideo group of a temporary MCVideo group:
  - A) if protection of media is negotiated and the GMK and the GMK-ID of the temporary MCVideo group were received using the group document subscription and notification procedure specified in 3GPP TS 24.481 [5] for the constituent MCVideo group:
    - i) shall encrypt sent media according to IETF RFC 3711 [4] and 3GPP TS 33.180 [8] using SRTP-MK, SRTP-MS and SRTP-MKI generated using the GMK and GMK-ID of the temporary MCVideo group as specified in subclause 13.2; and
    - ii) shall decrypt received media according to IETF RFC 3711 [4] and 3GPP TS 33.180 [8] using SRTP-MK, SRTP-MS and SRTP-MKI generated using the GMK and GMK-ID of the temporary MCVideo group as specified in subclause 13.2;
  - B) if protection of transmission control and reception control messages sent using unicast is negotiated and the CSK and the CSK-ID were sent to the participating MCVideo function using SIP signalling according to 3GPP TS 24.281 [2]:
    - i) shall encrypt transmission control and reception control messages sent using unicast according to IETF RFC 3711 [4] and 3GPP TS 33.180 [8] using SRTP-MK, SRTP-MS and SRTP-MKI generated using the CSK and CSK-ID as specified in subclause 13.2; and
    - ii) shall decrypt transmission control and reception control messages received using unicast according to IETF RFC 3711 [4] and 3GPP TS 33.180 [8] using SRTP-MK, SRTP-MS and SRTP-MKI generated using the CSK and CSK-ID as specified in subclause 13.2;
  - C) if protection of media media control messages sent using unicast between the participating MCVideo function and the MCVideo client is negotiated and the CSK and the CSK-ID were sent to the participating MCVideo function using SIP signalling according to 3GPP TS 24.281 [2]:
    - i) shall encrypt media control messages sent using unicast according to IETF RFC 3711 [4] and 3GPP TS 33.180 [8] using SRTP-MK, SRTP-MS and SRTP-MKI generated using the CSK and CSK-ID as specified in subclause 13.2;
    - ii) shall decrypt media control messages received using unicast according to IETF RFC 3711 [4] and 3GPP TS 33.180 [8] using SRTP-MK, SRTP-MS and SRTP-MKI generated using the CSK and CSK-ID as specified in subclause 13.2;
- 3. in an on-network private call:
  - A) if:
    - i) protection of media is negotiated in originating call and the PCK and the PCK-ID were sent to the remote MCVideo client using SIP signalling according to 3GPP TS 24.281 [2]; or



- ii) protection of media is negotiated in terminating call and the PCK and the PCK-ID were received from the remote MCVideo client using SIP signalling according to 3GPP TS 24.281 [2];

then:

- i) shall encrypt sent media according to IETF RFC 3711 [4] and 3GPP TS 33.180 [8] using SRTP-MK, SRTP-MS and SRTP-MKI generated using the PCK and PCK-ID as specified in subclause 13.2; and
  - ii) shall decrypt received media according to IETF RFC 3711 [4] and 3GPP TS 33.180 [8] using SRTP-MK, SRTP-MS and SRTP-MKI generated using the PCK and PCK-ID as specified in subclause 13.2;
- B) if protection of transmission control and reception control messages is negotiated and the CSK and the CSK-ID were sent to the participating MCVideo function using SIP signalling according to 3GPP TS 24.281 [2]:
- i) shall encrypt sent transmission control and reception control messages according to IETF RFC 3711 [4] and 3GPP TS 33.180 [8] using SRTP-MK, SRTP-MS and SRTP-MKI generated using the CSK and CSK-ID as specified in subclause 13.2; and
  - ii) shall decrypt received transmission control and reception control messages according to IETF RFC 3711 [4] and 3GPP TS 33.180 [8] using SRTP-MK, SRTP-MS and SRTP-MKI generated using the CSK and CSK-ID as specified in subclause 13.2; and
- D) if protection of media media control messages sent using unicast between the participating MCVideo function and the MCVideo client is negotiated and the CSK and the CSK-ID were sent to the participating MCVideo function using SIP signalling according to 3GPP TS 24.281 [2]:
- i) shall encrypt media control messages sent using unicast according to IETF RFC 3711 [4] and 3GPP TS 33.180 [8] using SRTP-MK, SRTP-MS and SRTP-MKI generated using the CSK and CSK-ID as specified in subclause 13.2; and
  - ii) shall decrypt media control messages received using unicast according to IETF RFC 3711 [4] and 3GPP TS 33.180 [8] using SRTP-MK, SRTP-MS and SRTP-MKI generated using the CSK and CSK-ID as specified in subclause 13.2;
4. in an off-network group call of an MCVideo group:
- A) if protection of media is announced and the GMK and GMK-ID of the MCVideo group were received when on-network using the group document subscription and notification procedure specified in 3GPP TS 24.481 [5] for the MCVideo group:
- i) shall encrypt sent media according to IETF RFC 3711 [4] and 3GPP TS 33.180 [8] using SRTP-MK, SRTP-MS and SRTP-MKI generated using the GMK and GMK-ID as specified in subclause 13.2; and
  - ii) shall decrypt received media according to IETF RFC 3711 [4] and 3GPP TS 33.180 [8] using SRTP-MK, SRTP-MS and SRTP-MKI generated using the GMK and GMK-ID as specified in subclause 13.2;
- B) if protection of transmission control and reception control messages is announced and the GMK and the GMK-ID of the MCVideo group were received when on-network using the group document subscription and notification procedure specified in 3GPP TS 24.481 [5] for the MCVideo group:
- i) shall encrypt sent transmission control and reception control messages according to IETF RFC 3711 [4] and 3GPP TS 33.180 [8] using SRTP-MK, SRTP-MS and SRTP-MKI generated using the GMK and GMK-ID as specified in subclause 13.2; and
  - ii) shall decrypt received transmission control and reception control messages according to IETF RFC 3711 [4] and 3GPP TS 33.180 [8] using SRTP-MK, SRTP-MS and SRTP-MKI generated using the GMK and GMK-ID as specified in subclause 13.2; and
- C) if protection of media control messages is announced and the GMK and GMK-ID of the MCVideo group were received when on-network using the group document subscription and notification procedure specified in 3GPP TS 24.481 [5] for the MCVideo group:
- i) shall encrypt sent media control messages according to IETF RFC 3711 [4] and 3GPP TS 33.180 [8] using SRTP-MK, SRTP-MS and SRTP-MKI generated using the GMK and GMK-ID as specified in subclause 13.2; and

- ii) shall decrypt received received media control messages according to IETF RFC 3711 [4] and 3GPP TS 33.180 [8] using SRTP-MK, SRTP-MS and SRTP-MKI generated using the GMK and GMK-ID as specified in subclause 13.2;
5. in an off-network private call:
- A) if:
- i) protection of media is negotiated in originating call and the PCK and the PCK-ID were sent to the remote MCVideo client using MONP signalling according to 3GPP TS 24.281 [2]; or
  - ii) protection of media is negotiated in terminating call and the PCK and the PCK-ID were received from the remote MCVideo client using MONP signalling according to 3GPP TS 24.281 [2];
- then:
- i) shall encrypt sent media according to IETF RFC 3711 [4] and 3GPP TS 33.180 [8] using SRTP-MK, SRTP-MS and SRTP-MKI generated using the PCK and PCK-ID as specified in subclause 13.2; and
  - ii) shall decrypt received media according to IETF RFC 3711 [4] and 3GPP TS 33.180 [8] using SRTP-MK, SRTP-MS and SRTP-MKI generated using the PCK and PCK-ID as specified in subclause 13.2;
- B) if:
- i) protection of transmission control and reception control messages is negotiated in originating call and the PCK and the PCK-ID were sent to the remote MCVideo client using MONP signalling according to 3GPP TS 24.281 [2]; or
  - ii) protection of transmission control and reception control messages is negotiated in terminating call and the PCK and the PCK-ID were received from the remote MCVideo client using MONP signalling according to 3GPP TS 24.281 [2].
- then:
- i) shall encrypt sent transmission control and reception control messages according to IETF RFC 3711 [4] and 3GPP TS 33.180 [8] using SRTP-MK, SRTP-MS and SRTP-MKI generated using the PCK and PCK-ID as specified in subclause 13.2; and
  - ii) shall decrypt received transmission control and reception control messages according to IETF RFC 3711 [4] and 3GPP TS 33.180 [8] using SRTP-MK, SRTP-MS and SRTP-MKI generated using the PCK and PCK-ID as specified in subclause 13.2; and
- C) if:
- i) protection of media control messages is negotiated in originating call and the PCK and the PCK-ID were sent to the remote MCVideo client using MONP signalling according to 3GPP TS 24.281 [2]; or
  - ii) protection of media control messages is negotiated in terminating call and the PCK and the PCK-ID were received from the remote MCVideo client using MONP signalling according to 3GPP TS 24.281 [2];
- then:
- i) shall encrypt sent sent media control messages according to IETF RFC 3711 [4] and 3GPP TS 33.180 [8] using SRTP-MK, SRTP-MS and SRTP-MKI generated using the PCK and PCK-ID as specified in subclause 13.2; and
  - ii) shall decrypt received received media control messages according to IETF RFC 3711 [4] and 3GPP TS 33.180 [8] using SRTP-MK, SRTP-MS and SRTP-MKI generated using the PCK and PCK-ID as specified in subclause 13.2;
6. if protection of pre-established session control messages is negotiated and the CSK and the CSK-ID were sent to the participating MCVideo function using SIP signalling according to 3GPP TS 24.281 [2]:
- A) shall encrypt sent pre-established session call control messages according to IETF RFC 3711 [4] and 3GPP TS 33.180 [8] using SRTP-MK, SRTP-MS and SRTP-MKI generated using the CSK and CSK-ID as specified in subclause 13.2; and

- B) shall decrypt received pre-established session call control messages according to IETF RFC 3711 [4] and 3GPP TS 33.180 [8] using SRTP-MK, SRTP-MS and SRTP-MKI generated using the CSK and CSK-ID as specified in subclause 13.2.

### 13.3.4 The controlling MCVideo function

The controlling MCVideo function:

1. if protection of media is negotiated, shall be transparent to RTP media streams and shall forward encrypted RTP media streams without decrypting the payload;
2. in an on-network group call of an MCVideo group which is not a constituent MCVideo group of a temporary MCVideo group:
  - A) if protection of transmission control and reception control messages between the controlling MCVideo function and the participating MCVideo function is negotiated and the SPK and the SPK-ID are configured in the controlling MCVideo function:
    - i) shall encrypt transmission control and reception control messages sent to the participating MCVideo function according to IETF RFC 3711 [4] and 3GPP TS 33.180 [8] using SRTP-MK, SRTP-MS and SRTP-MKI generated using the SPK and SPK-ID as specified in subclause 13.2; and
    - ii) shall decrypt transmission control and reception control messages received from the participating MCVideo function according to IETF RFC 3711 [4] and 3GPP TS 33.180 [8] using SRTP-MK, SRTP-MS and SRTP-MKI generated using the SPK and SPK-ID as specified in subclause 13.2; and
  - B) if protection of media control messages between the controlling MCVideo function and the participating MCVideo function is negotiated and the SPK and the SPK-ID are configured in the controlling MCVideo function:
    - i) shall encrypt media control messages sent to the participating MCVideo function according to IETF RFC 3711 [4] and 3GPP TS 33.180 [8] using SRTP-MK, SRTP-MS and SRTP-MKI generated using the SPK and SPK-ID as specified in subclause 13.2; and
    - ii) shall decrypt media control messages received from the participating MCVideo function according to IETF RFC 3711 [4] and 3GPP TS 33.180 [8] using SRTP-MK, SRTP-MS and SRTP-MKI generated using the SPK and SPK-ID as specified in subclause 13.2;
3. in an on-network group call of an MCVideo group which is a constituent MCVideo group of a temporary MCVideo group:
  - A) if protection of transmission control and reception control messages between the controlling MCVideo function and the non-controlling MCVideo function is negotiated and the SPK and the SPK-ID are configured in the controlling MCVideo function:
    - i) shall encrypt transmission control and reception control messages sent to the non-controlling MCVideo function according to IETF RFC 3711 [4] and 3GPP TS 33.180 [8] using SRTP-MK, SRTP-MS and SRTP-MKI generated using the SPK and SPK-ID as specified in subclause 13.2; and
    - ii) shall decrypt transmission control and reception control messages received from the non-controlling MCVideo function according to IETF RFC 3711 [4] and 3GPP TS 33.180 [8] using SRTP-MK, SRTP-MS and SRTP-MKI generated using the SPK and SPK-ID as specified in subclause 13.2; and
  - B) if protection of media control messages between the controlling MCVideo function and the non-controlling MCVideo function is negotiated and the SPK and the SPK-ID are configured in the controlling MCVideo function:
    - i) shall encrypt media control messages sent to the non-controlling MCVideo function according to IETF RFC 3711 [4] and 3GPP TS 33.180 [8] using SRTP-MK, SRTP-MS and SRTP-MKI generated using the SPK and SPK-ID as specified in subclause 13.2; and
    - ii) shall decrypt media control messages received from the non-controlling MCVideo function according to IETF RFC 3711 [4] and 3GPP TS 33.180 [8] using SRTP-MK, SRTP-MS and SRTP-MKI generated using the SPK and SPK-ID as specified in subclause 13.2; and

4. in an on-network private call:

- A) if protection of transmission control and reception control messages between the controlling MCVideo function and the participating MCVideo function is negotiated and the SPK and the SPK-ID are configured in the controlling MCVideo function:
  - i) shall encrypt transmission control and reception control messages sent to the participating MCVideo function according to IETF RFC 3711 [4] and 3GPP TS 33.180 [8] using SRTP-MK, SRTP-MS and SRTP-MKI generated using the SPK and SPK-ID as specified in subclause 13.2; and
  - ii) shall decrypt transmission control and reception control messages received from the participating MCVideo function according to IETF RFC 3711 [4] and 3GPP TS 33.180 [8] using SRTP-MK, SRTP-MS and SRTP-MKI generated using the SPK and SPK-ID as specified in subclause 13.2; and
- B) if protection of media control messages between the controlling MCVideo function and the participating MCVideo function is negotiated and the SPK and the SPK-ID are configured in the controlling MCVideo function:
  - i) shall encrypt media control messages sent to the participating MCVideo function according to IETF RFC 3711 [4] and 3GPP TS 33.180 [8] using SRTP-MK, SRTP-MS and SRTP-MKI generated using the SPK and SPK-ID as specified in subclause 13.2;
  - ii) shall decrypt media control messages received from the participating MCVideo function according to IETF RFC 3711 [4] and 3GPP TS 33.180 [8] using SRTP-MK, SRTP-MS and SRTP-MKI generated using the SPK and SPK-ID as specified in subclause 13.2.

---

## 14 SDP offer/ answer procedures

### 14.1 General

The capabilities described in subclause 4.3 are negotiated in the signalling and application plane using SDP offer / answer in SIP requests or SIP responses as specified in 3GPP TS 24.281 [2].

This clause describes the details of the SDP offer / answer procedures with regards to the MCVideo fmp attribute in the "m=application" m-line.

### 14.2 Generating an SDP offer

#### 14.2.1 General

When the offerer generates an SDP offer, in order to negotiate the establishment of a media plane control channel, the offerer shall include a media description ("m=" line) associated with the media plane control channel. In addition, the offerer may associate an SDP fmp attribute with the media description.

NOTE: "Initial offer" refers to the offer when the media plane control channel is initially negotiated. It might, or might not, be the initial offer within the session.

#### 14.2.2 "mc\_queueing" fmp attribute

The MCVideo client shall include the "mc\_queueing" fmp attribute in SDP offers when queueing of Transmission request is supported.

The controlling MCVideo function shall include the "mc\_queueing" fmp attribute in SDP offers when queueing of Transmission request is supported.

The non-controlling MCVideo function shall include the "mc\_queueing" fmp attribute in SDP offers if the controlling MCVideo included the "mc\_queueing" fmp attribute in the SDP offer.

### 14.2.3 "mc\_priority" fmp attribute

The MCVideo client shall include the "mc\_priority" fmp attribute when a transmission priority different than the default priority is required. The MCVideo client should base transmission priority on the configured value in 3GPP TS 24.484 [13].

When inviting an MCVideo client or an MCVideo group to a pre-arranged group call, the controlling MCVideo function and the non-controlling MCVideo function shall include in the "mc\_priority" fmp attribute with the value of the <user-priority> element in the <entry> element specified in 3GPP TS 24.481 [12].

### 14.2.4 "mc\_granted" fmp attribute

The MCVideo client shall include the "mc\_granted" fmp attribute in the SDP offer of an initial SIP INVITE request when it is acceptable for the MCVideo client to receive a granted indication in the SIP 200 (OK) response to an initial INVITE request.

### 14.2.5 "mc\_implicit\_request" fmp attribute

The MCVideo client shall include the "mc\_implicit\_request" fmp attribute when a SIP request shall be interpreted as an implicit Transmission request. If not explicitly stated in procedures in the present document or in procedures in 3GPP TS 24.281 [2] that the "mc\_implicit\_request" fmp attribute shall be included, the decision to include the "mc\_implicit\_request" fmp attribute or not, is an implementation option.

### 14.2.6 "mc\_reception\_priority" fmp attribute

The MCVideo client shall include the "mc\_reception\_priority" fmp attribute when a reception priority different than the default reception priority is required. The MCVideo client should base reception priority on the configured value in 3GPP TS 24.484 [13].

## 14.3 Generating the SDP answer

### 14.3.1 General

When the answerer receives an SDP offer, which contains a media description for a media plane control channel, the answerer shall include a media description associated with the media plane control channel in the answer. In addition, the answerer may associate an SDP fmp attribute with the media description. The SDP fmp attribute shall not include parameters that were not present in the associated SDP offer.

### 14.3.2 "mc\_queueing" fmp attribute

The MCVideo client shall include the "mc\_queueing" fmp attribute in SDP answers when queueing of Transmission request is supported.

The controlling MCVideo function shall include the "mc\_queueing" fmp attribute in SDP answers when queueing of Transmission request is supported and the "mc\_queueing" fmp attribute was included in the SDP offer.

The non-controlling MCVideo function shall include the "mc\_queueing" fmp attribute in SDP answers if the controlling MCVideo function included the "mc\_queueing" fmp attribute in the SDP offer.

NOTE: For MCVideo clients connected to the non-controlling MCVideo function, the determination of if queueing is supported or not is determine case by case using the Track Info field for each individual transmission control participant.

### 14.3.3 "mc\_priority" fmp attribute

If the "mc\_priority" fmp attribute is included in an SDP offer, the controlling MCVideo function:

1. if the <on-network-recvonly> element is present in the <entry> element as specified in 3GPP TS 24.481 [12] for the MCVideo user identified by the <entry> element, shall not include a "mc\_priority" fmp attribute in the SDP answer;
2. if the <on-network-recvonly> element is not present in the <entry> element as specified in 3GPP TS 24.481 [12] for the MCVideo user identified by the <entry> element in the MCVideo group document:
  - a. shall determine the priority value to include in "mc\_priority" fmp attribute of the SDP answer, by choosing the lowest value from the following inputs:
    - i. the value of transmission priority in the "mc\_priority" fmp attribute included in the SDP offer;
    - ii. the value of the <user-priority> element in the MCVideo group document as specified in 3GPP TS 24.481 [12]; and
    - iii. the value of the <num-levels-priority-hierarchy> element in the MCVideo service configuration document as specified in 3GPP TS 24.484 [13]; and
  - b. shall include the priority value determined above in step 2a, in the "mc\_priority" fmp attribute of the SDP answer.

If the "mc\_priority" fmp attribute is included in an SDP offer, the MCVideo client and the non-controlling MCVideo function shall return the value included in the SDP offer in the SDP answer.

#### 14.3.4 "mc\_granted" fmp attribute

If the mc\_granted" fmp attribute is included in an SDP offer, the controlling MCVideo function:

1. if the MCVideo call is not a temporary group session, may use the SIP 200 (OK) response to indicate that the implicit Transmission request is granted; and
2. if the MCVideo call is a temporary group session, shall not indicate that the implicit Transmission request is granted.

NOTE: A MCVideo group call is a temporary group session when the <on-network-temporary> element is present in the <list-service> element as specified in 3GPP TS 24.481 [12].

If the controlling MCVideo function grants the implicit request and decide to use the SIPP 200 (OK) response to grant the implicit request, the controlling MCVideo function shall include the "mc\_granted" fmp attribute in the SDP answer.

If the controlling MCVideo function decides not to grant the implicit request, the controlling MCVideo function shall not include the "mc\_granted" fmp attribute in the SDP answer.

#### 14.3.5 "mc\_implicit\_request" fmp attribute

If the "mc\_implicit\_request" fmp attribute is included in an SDP offer, the MCVideo server shall accept the initial INVITE request to be an implicit request for media transmission unless the MCVideo client is joining a chat group call or an ongoing pre-arranged call and include the "mc\_implicit\_request" fmp attribute in responses to the SIP request.

#### 14.3.6 "mc\_reception\_priority" fmp attribute

If the "mc\_reception\_priority" fmp attribute is included in an SDP offer, the controlling MCVideo function:

1. shall determine the reception priority value to include in "mc\_reception\_priority" fmp attribute of the SDP answer, by choosing the lowest value from the following inputs:
  - a. the value of reception priority in the "mc\_reception\_priority" fmp attribute included in the SDP offer; and
  - b. the value of the <user-reception-priority> element in the MCVideo group document as specified in 3GPP TS 24.481 [12].

## 14.4 Offerer processing of the SDP answer

When the offerer receives an SDP answer, if an SDP fmtp attribute is associated with the media description associated with the media plane control channel, and if the attribute contains attribute parameters that were not present in the associated offer, the offerer shall discard those attribute parameters.

## 14.5 Modifying the media plane control channel

When an offerer generates a subsequent SDP offer, the offerer follows the rules for generating an initial offer, as described in subclause 14.2, with the exception that the offerer shall not include the 'mc\_granted' SDP fmtp attribute parameter in a subsequent offer. No semantics has been defined for the 'mc\_granted' attribute parameter in a subsequent offer.

For the 'mc\_implicit\_request' semantic is only defined for a subsequent SDP offer when upgrading from normal to an emergency call using an SIP re-INVITE request as specified in 3GPP TS 24.281 [2].

## 14.6 The use of SDP offer / answer procedures in off-network mode

### 14.6.1 General

The MCVideo client can negotiate the capabilities used in a private call using PRIVATE CALL SETUP REQUEST message and PRIVATE CALL ACCEPT message as specified in 3GPP TS 24.281 [2]. The PRIVATE CALL SETUP REQUEST message contains the SDP offer and the PRIVATE CALL ACCEPT message contains the SDP answer.

When initiating a group call or a broadcast group call using the GROUP CALL ANNOUNCEMENT message or GROUP CALL BROADCAST message as specified in 3GPP TS 24.281 [2] the capabilities to be used during the call cannot be negotiated.

### 14.6.2 fmtp attribute "mc\_queueing"

When initiating a private call and if the MCVideo client supports queueing of Transmission requests, the MCVideo client shall include the fmtp attribute "mc\_queueing" in the SDP offer.

When an MCVideo client accepting the invitation to the private call receives an SDP offer containing the fmtp attribute "mc\_queueing" and if the MCVideo client supports queueing of Transmission requests, the MCVideo client shall include the fmtp attribute "mc\_queueing" in the SDP answer.

When initiating a group call and if queueing of Transmission requests is supported, the MCVideo client shall include the fmtp attribute "mc\_queueing" in the SDP offer.

NOTE: Participants in a group call where queueing is used acknowledge the support of queueing in the Transmission control Indicator field in the Transmission request message.

## Annex A (informative): Change history

Change history							
Date	Meeting	TDoc	CR	Rev	Cat	Subject/Comment	New version
2017-01						Initial version.	0.0.0
2017-01						Implementing the following agreed P-CRs after CT1#101bis: C1-170281.	0.1.0
2017-04						Implementing the following agreed P-CRs after CT1#103: C1-171504.	0.2.0
2017-05						Implementing the following agreed P-CRs after CT1#104: C1-172173, C1-172174, C1-172369, C1-172521, C1-172524, C1-172527, C1-172529.	0.3.0
2017-06	CT-76	CP-171109				Version 1.0.0 created for presentation for information at CT76	1.0.0
2017-06	CT-76					Version 14.0.0 created after approval at CT76	14.0.0
2017-09	CT-77	CP-172104	0001	1	F	Proposal for subclause 2 on References	14.1.0
2017-09	CT-77	CP-172104	0002	1	F	Proposal for subclause 4 on General overview	14.1.0
2017-09	CT-77	CP-172104	0003	1	F	Proposal for subclause 5 on Entities	14.1.0
2017-09	CT-77	CP-172104	0004	1	F	Proposal for subclause 12 on Extensions	14.1.0
2017-09	CT-77	CP-172104	0005	1	F	Proposal for subclause 13 on media plane security	14.1.0
2017-09	CT-77	CP-172104	0006	1	F	Proposal for subclause 14 on SDP procedures	14.1.0
2017-09	CT-77	CP-172104	0007	1	F	Off-network call release	14.1.0
2017-12	CT-78	CP-173066	0008	4	F	Proposal for on-network timers and counters used in transmission control	14.2.0
2017-12	CT-78	CP-173066	0009		F	Corrections to transmission control messages	14.2.0
2017-12	CT-78	CP-173066	0010	3	F	Adding missing transmission control messages	14.2.0
2017-12	CT-78	CP-173066	0011		F	Addition of MCVideo transmission control Definitions and Abbreviations	14.2.0
2017-12	CT-78	CP-173066	0012	1	F	Corrections to instances of floor control usage in MCVideo	14.2.0
2017-12	CT-78	CP-173066	0013		F	Corrections to transmission control participant state machines	14.2.0
2017-12	CT-78	CP-173066	0014	1	F	Corrections to transmission control server state machines	14.2.0
2017-12	CT-78	CP-173066	0015	3	F	Effective priority	14.2.0
2017-12	CT-78	CP-173066	0016		F	Reject causes	14.2.0
2018-03	CT-79	CP-180074	0017		F	Correction to MCVideo transmission control message coding	14.3.0
2018-06	CT-80	CP-181055	0018	1	F	MCVideo message and field fixes	14.4.0
2018-06	CT-80	CP-181055	0019	1	F	Corrections on Transmission Idle and Transmission control Ack	14.4.0
2018-06	CT-80	CP-181055	0020	1	F	Corrections on Message Type and Subtype	14.4.0
2018-06	CT-80	CP-181055	0021	2	F	Corrections on Override Indicator	14.4.0
2018-06	CT-80	CP-181055	0023	1	F	Corrections on Reception Indicator	14.4.0
2018-06	CT-80	CP-181055	0024	1	F	Corrections on Reception Priority	14.4.0
2018-06	CT-80	CP-181055	0027	2	F	Corrections on Overriding ID and Overridden ID	14.4.0
2018-06	CT-80	CP-181055	0029	1	F	Corrections on Transmission Arbitration	14.4.0
2018-06	CT-80	CP-181055	0030	1	F	Corrections on Transmission Granted	14.4.0
2018-06	CT-80	CP-181055	0031		F	Corrections on Transmission revoked cause codes	14.4.0
2018-06	CT-80	CP-181055	0032	1	F	Corrections on Transmission Release	14.4.0
2019-03	CT-83	CP-190080	0042	1	F	MCVideo Reception control	14.5.0
2019-06	CT-84	CP-191119	0047		F	Corrections in description for Offnetwork Transmission participant state diagram – basic operation	14.6.0
2019-06	CT-84	CP-191119	0050	1	F	Removal of creating another instance of 'Transmission participant state transition diagram for basic transmission control operation'	14.6.0
2019-06	CT-84	CP-191119	0053	2	F	Correcting improper handling of Transmission cancel request	14.6.0
2019-06	CT-84	CP-191119	0056	1	F	Handle Transmission End request while waiting for response for Transmission request message	14.6.0
2019-06	CT-84	CP-191119	0063		F	Corrections in generating Transmission control Ack message.	14.6.0
2020-09	CT-89e	CP-202143	0082		F	Method to handle no active receiver in MCVideo System.	14.7.0



# History

Document history		
V14.0.0	July 2017	Publication
V14.1.0	October 2017	Publication
V14.2.0	January 2018	Publication
V14.3.0	April 2018	Publication
V14.4.0	June 2018	Publication
V14.5.0	April 2019	Publication
V14.6.0	July 2019	Publication
V14.7.0	October 2020	Publication