

# ETSI TS 123 122 V17.7.1 (2022-07)



**Digital cellular telecommunications system (Phase 2+) (GSM);  
Universal Mobile Telecommunications System (UMTS);  
LTE;  
5G;  
Non-Access-Stratum (NAS)  
functions related to Mobile Station (MS) in idle mode  
(3GPP TS 23.122 version 17.7.1 Release 17)**



---

**Reference**

RTS/TSGC-0123122vh71

---

**Keywords**

5G,GSM,LTE,UMTS

**ETSI**

---

650 Route des Lucioles  
F-06921 Sophia Antipolis Cedex - FRANCE

Tel.: +33 4 92 94 42 00 Fax: +33 4 93 65 47 16

Siret N° 348 623 562 00017 - APE 7112B  
Association à but non lucratif enregistrée à la  
Sous-Préfecture de Grasse (06) N° w061004871

---

**Important notice**

The present document can be downloaded from:

<http://www.etsi.org/standards-search>

The present document may be made available in electronic versions and/or in print. The content of any electronic and/or print versions of the present document shall not be modified without the prior written authorization of ETSI. In case of any existing or perceived difference in contents between such versions and/or in print, the prevailing version of an ETSI deliverable is the one made publicly available in PDF format at [www.etsi.org/deliver](http://www.etsi.org/deliver).

Users of the present document should be aware that the document may be subject to revision or change of status.

Information on the current status of this and other ETSI documents is available at

<https://portal.etsi.org/TB/ETSIDeliverableStatus.aspx>

If you find errors in the present document, please send your comment to one of the following services:

<https://portal.etsi.org/People/CommitteeSupportStaff.aspx>

If you find a security vulnerability in the present document, please report it through our  
Coordinated Vulnerability Disclosure Program:

<https://www.etsi.org/standards/coordinated-vulnerability-disclosure>

---

**Notice of disclaimer & limitation of liability**

The information provided in the present deliverable is directed solely to professionals who have the appropriate degree of experience to understand and interpret its content in accordance with generally accepted engineering or other professional standard and applicable regulations.

No recommendation as to products and services or vendors is made or should be implied.

No representation or warranty is made that this deliverable is technically accurate or sufficient or conforms to any law and/or governmental rule and/or regulation and further, no representation or warranty is made of merchantability or fitness for any particular purpose or against infringement of intellectual property rights.

In no event shall ETSI be held liable for loss of profits or any other incidental or consequential damages.

Any software contained in this deliverable is provided "AS IS" with no warranties, express or implied, including but not limited to, the warranties of merchantability, fitness for a particular purpose and non-infringement of intellectual property rights and ETSI shall not be held liable in any event for any damages whatsoever (including, without limitation, damages for loss of profits, business interruption, loss of information, or any other pecuniary loss) arising out of or related to the use of or inability to use the software.

---

**Copyright Notification**

No part may be reproduced or utilized in any form or by any means, electronic or mechanical, including photocopying and microfilm except as authorized by written permission of ETSI.

The content of the PDF version shall not be modified without the written authorization of ETSI.

The copyright and the foregoing restriction extend to reproduction in all media.

© ETSI 2022.  
All rights reserved.

---

# Intellectual Property Rights

## Essential patents

IPRs essential or potentially essential to normative deliverables may have been declared to ETSI. The declarations pertaining to these essential IPRs, if any, are publicly available for **ETSI members and non-members**, and can be found in ETSI SR 000 314: "*Intellectual Property Rights (IPRs); Essential, or potentially Essential, IPRs notified to ETSI in respect of ETSI standards*", which is available from the ETSI Secretariat. Latest updates are available on the ETSI Web server (<https://ipr.etsi.org/>).

Pursuant to the ETSI Directives including the ETSI IPR Policy, no investigation regarding the essentiality of IPRs, including IPR searches, has been carried out by ETSI. No guarantee can be given as to the existence of other IPRs not referenced in ETSI SR 000 314 (or the updates on the ETSI Web server) which are, or may be, or may become, essential to the present document.

## Trademarks

The present document may include trademarks and/or tradenames which are asserted and/or registered by their owners. ETSI claims no ownership of these except for any which are indicated as being the property of ETSI, and conveys no right to use or reproduce any trademark and/or tradename. Mention of those trademarks in the present document does not constitute an endorsement by ETSI of products, services or organizations associated with those trademarks.

**DECT™**, **PLUGTESTS™**, **UMTS™** and the ETSI logo are trademarks of ETSI registered for the benefit of its Members. **3GPP™** and **LTE™** are trademarks of ETSI registered for the benefit of its Members and of the 3GPP Organizational Partners. **oneM2M™** logo is a trademark of ETSI registered for the benefit of its Members and of the oneM2M Partners. **GSM®** and the GSM logo are trademarks registered and owned by the GSM Association.

---

# Legal Notice

This Technical Specification (TS) has been produced by ETSI 3rd Generation Partnership Project (3GPP).

The present document may refer to technical specifications or reports using their 3GPP identities. These shall be interpreted as being references to the corresponding ETSI deliverables.

The cross reference between 3GPP and ETSI identities can be found under <http://webapp.etsi.org/key/queryform.asp>.

---

# Modal verbs terminology

In the present document "**shall**", "**shall not**", "**should**", "**should not**", "**may**", "**need not**", "**will**", "**will not**", "**can**" and "**cannot**" are to be interpreted as described in clause 3.2 of the [ETSI Drafting Rules](#) (Verbal forms for the expression of provisions).

"**must**" and "**must not**" are **NOT** allowed in ETSI deliverables except when used in direct citation.

# Contents

Intellectual Property Rights .....	2
Legal Notice .....	2
Modal verbs terminology.....	2
Foreword.....	5
1 Scope .....	7
1.1 References .....	7
1.2 Definitions and abbreviations.....	10
2 General description of idle mode .....	16
3 Requirements and technical solutions .....	17
3.0 General .....	17
3.1 PLMN selection and roaming.....	17
3.1A CSG selection / restriction.....	22
3.1B PLMN selection triggered by ProSe communications.....	22
3.1C PLMN selection triggered by V2X communication over PC5 .....	24
3.2 Regional provision of service.....	27
3.3 Borders between registration areas.....	28
3.4 Access control .....	28
3.4.1 Access control.....	28
3.4.2 Forbidden LA or TA for regional provision of service .....	29
3.5 No suitable cell (limited service state) .....	29
3.6 CTS fixed part selection (A/Gb mode only).....	30
3.7 NAS behaviour configuration.....	31
3.8 CAG selection (N1 mode only).....	31
3.9 SNPN selection .....	31
3.10 Minimization of service interruption.....	32
4 Overall process structure .....	35
4.1 Process goal.....	35
4.2 States description.....	35
4.3 List of states .....	35
4.3.1 List of states for the PLMN selection process .....	35
4.3.1.1 List of states for automatic mode (figure 2a) .....	35
4.3.1.2 List of states for manual mode (figure 2b).....	35
4.3.2 Void.....	36
4.3.3 List of states for location registration (figure 3) .....	36
4.4 PLMN selection process.....	37
4.4.1 Introduction.....	37
4.4.2 Registration on a PLMN .....	37
4.4.3 PLMN selection .....	37
4.4.3.1 At switch-on or recovery from lack of coverage.....	38
4.4.3.1.1 Automatic Network Selection Mode Procedure .....	39
4.4.3.1.2 Manual Network Selection Mode Procedure.....	44
4.4.3.1.3 Manual CSG selection.....	47
4.4.3.2 User reselection.....	48
4.4.3.2.1 Automatic Network Selection Mode .....	48
4.4.3.2.2 Manual Network Selection Mode.....	49
4.4.3.2.3 Manual CSG selection.....	49
4.4.3.3 In VPLMN .....	49
4.4.3.3.1 Automatic and manual network selection modes .....	49
4.4.3.3.2 Manual CSG selection.....	52
4.4.3.4 Investigation Scan for higher prioritized PLMN.....	52
4.4.4 Abnormal cases.....	53
4.4.5 Roaming not allowed in this LA or TA .....	53
4.4.6 Steering of roaming .....	53
4.5 Location registration process.....	54

4.5.1	General.....	54
4.5.2	Initiation of Location Registration.....	54
4.5.3	Periodic Location Registration .....	56
4.5.4	IMSI attach/detach operation.....	57
4.5.5	No Suitable Cells In Location Area.....	57
4.6	Service indication (A/Gb mode only).....	57
4.7	Pageability of the mobile subscriber .....	57
4.8	MM Restart Procedure .....	58
4.9	SNPN selection process.....	58
4.9.1	General.....	58
4.9.2	Registration on an SNPN.....	58
4.9.3	SNPN selection.....	58
4.9.3.0	General.....	58
4.9.3.1	At switch-on or recovery from lack of coverage.....	63
4.9.3.1.0	General .....	63
4.9.3.1.1	Automatic SNPN selection mode procedure .....	64
4.9.3.1.2	Manual SNPN selection mode procedure.....	64
4.9.3.1.3	Automatic SNPN selection mode procedure for onboarding services in SNPN.....	66
4.9.3.1.4	Manual SNPN selection mode procedure for onboarding services in SNPN .....	67
4.9.3.2	User reselection.....	67
4.9.3.2.0	General .....	67
4.9.3.2.1	Automatic SNPN selection mode .....	67
4.9.3.2.2	Manual SNPN selection mode procedure.....	68
4.9.4	Abnormal cases.....	68
5	Tables and Figures .....	70
6	MS supporting access technologies defined both by 3GPP and 3GPP2 .....	76
6.1	General .....	76
<b>Annex A (normative):</b>	<b>HPLMN Matching Criteria .....</b>	<b>78</b>
<b>Annex B (normative):</b>	<b>PLMN matching criteria to be of same country as VPLMN .....</b>	<b>82</b>
<b>Annex C (normative):</b>	<b>Control plane solution for steering of roaming in 5GS .....</b>	<b>83</b>
C.0	Requirements for 5G steering of roaming over the control plane .....	83
C.1	General .....	83
C.1.1	Steering of roaming over the control plane in a PLMN .....	83
C.1.2	Steering of roaming over the control plane in an SNPN .....	85
C.2	Stage-2 flow for steering of UE in VPLMN during registration.....	87
C.3	Stage-2 flow for steering of UE in HPLMN or VPLMN after registration.....	95
C.4	Enhanced 5G control plane steering of roaming for the UE in connected mode .....	99
C.4.1	General .....	99
C.4.2	Applying SOR-CMCI in the UE .....	101
C.4.3	Stage-2 flow for providing UE with SOR-CMCI in HPLMN, VPLMN, subscribed SNPN or non-subscribed SNPN after registration .....	103
C.5	Stage-2 flow for steering of UE in SNPN during registration.....	106
C.6	Stage-2 flow for steering of UE in SNPN after registration.....	112
C.7	Stage-2 flow for providing UE with SOR-SNPN-SI in HPLMN or VPLMN after registration.....	115
C.8	Stage-2 flow for providing UE with list of preferred PLMN/access technology combinations in SNPN after registration .....	117
<b>Annex D (informative):</b>	<b>Change history .....</b>	<b>120</b>
History .....		135

---

# Foreword

This Technical Specification has been produced by the 3rd Generation Partnership Project (3GPP).

The contents of the present document are subject to continuing work within the TSG and may change following formal TSG approval. Should the TSG modify the contents of the present document, it will be re-released by the TSG with an identifying change of release date and an increase in version number as follows:

Version x.y.z

where:

- x the first digit:
  - 1 presented to TSG for information;
  - 2 presented to TSG for approval;
  - 3 or greater indicates TSG approved document under change control.
- y the second digit is incremented for all changes of substance, i.e. technical enhancements, corrections, updates, etc.
- z the third digit is incremented when editorial only changes have been incorporated in the document.

In the present document, modal verbs have the following meanings:

- shall** indicates a mandatory requirement to do something
- shall not** indicates an interdiction (prohibition) to do something

The constructions "shall" and "shall not" are confined to the context of normative provisions, and do not appear in Technical Reports.

The constructions "must" and "must not" are not used as substitutes for "shall" and "shall not". Their use is avoided insofar as possible, and they are not used in a normative context except in a direct citation from an external, referenced, non-3GPP document, or so as to maintain continuity of style when extending or modifying the provisions of such a referenced document.

- should** indicates a recommendation to do something
- should not** indicates a recommendation not to do something
- may** indicates permission to do something
- need not** indicates permission not to do something

The construction "may not" is ambiguous and is not used in normative elements. The unambiguous constructions "might not" or "shall not" are used instead, depending upon the meaning intended.

- can** indicates that something is possible
- cannot** indicates that something is impossible

The constructions "can" and "cannot" are not substitutes for "may" and "need not".

- will** indicates that something is certain or expected to happen as a result of action taken by an agency the behaviour of which is outside the scope of the present document
- will not** indicates that something is certain or expected not to happen as a result of action taken by an agency the behaviour of which is outside the scope of the present document
- might** indicates a likelihood that something will happen as a result of action taken by some agency the behaviour of which is outside the scope of the present document

**might not** indicates a likelihood that something will not happen as a result of action taken by some agency the behaviour of which is outside the scope of the present document

In addition:

**is** (or any other verb in the indicative mood) indicates a statement of fact

**is not** (or any other negative verb in the indicative mood) indicates a statement of fact

The constructions "is" and "is not" do not indicate requirements.

# 1 Scope

The present document gives an overview of the tasks undertaken by the Core network protocols of a Mobile Station (MS) when in idle mode, that is, switched on but typically not having a dedicated channel allocated. It also describes the corresponding network functions. The idle mode functions are also performed by a GPRS MS as long as no dedicated channel is allocated to the MS. The conditions when the idle mode functions are performed by an MS in the UTRA RRC connected mode states are specified in 3GPP TS 25.331 [33]. The conditions when the idle mode functions are performed by an MS in the E-UTRAN are specified in 3GPP TS 36.304 [43]. The conditions when the idle mode functions are performed by an MS in the NG-RAN are specified in 3GPP TS 36.304 [43] and 3GPP TS 38.304 [61]. The conditions when the idle mode functions are performed by an MS in the NG-RAN RRC inactive state are specified in 3GPP TS 36.331 [42] and 3GPP TS 38.331 [65].

The present document defines the PLMN selection for a multi mode MS that supports both 3GPP and 3GPP2 systems. The common PLMN selection logic covers also PLMNs that are available in 3GPP2 system, but the present document makes no changes on the cdma2000<sup>®</sup> signalling towards networks that are available via 3GPP2 system.

The present document gives procedures for using the CSG cells, whenever such use is permitted.

The present document gives procedures for using the CAG cells, when the MS supports CAG.

The present document specifies the SNPN selection.

This 3GPP TS outlines how the requirements of the 22 series Technical Specifications (especially 3GPP TS 22.011 [9]) on idle mode operation shall be implemented. Further details are given in 3GPP TS 24.008 [23].

Clause 2 of this 3GPP TS gives a general description of the idle mode process. Clause 3 outlines the main requirements and technical solutions of those requirements. Clause 4 describes the processes used in idle mode. There is inevitably some overlap between these clauses.

NOTE: cdma2000<sup>®</sup> is a registered trademark of the Telecommunications Industry Association (TIA-USA).

The present document describes the procedures for control plane solution of steering of roaming in 5GS in annex C.

Annex C is applicable to the MS, the AMF, the UDM and the SOR-AF in the 5GS.

The present document does not consider GERAN Iu mode.

## 1.1 References

The following documents contain provisions which, through reference in this text, constitute provisions of the present document.

- References are either specific (identified by date of publication, edition number, version number, etc.) or non-specific.
- For a specific reference, subsequent revisions do not apply.
- For a non-specific reference, the latest version applies. In the case of a reference to a 3GPP document (including a GSM document), a non-specific reference implicitly refers to the latest version of that document *in the same Release as the present document*.

[1] Void.

[2] Void.

[3] Void.

[4] Void.

[5] Void.

[6] Void.

[7] Void.



- [8] Void.
- [9] 3GPP TS 22.011: "Service accessibility".
- [10] Void.
- [11] Void.
- [12] Void.
- [13] Void.
- [14] Void.
- [15] Void.
- [16] Void.
- [17] Void.
- [18] Void.
- [19] Void.
- [20] Void.
- [21] Void.
- [22] Void.
- [22A] 3GPP TS 23.003: "Numbering, addressing and identification".
- [23] 3GPP TS 24.008: "Mobile Radio Interface Layer 3 specification, Core Network Protocols - Stage 3".
- [23A] 3GPP TS 24.301: "Non-Access-Stratum (NAS) protocol for Evolved Packet System (EPS); Stage 3".
- [24] 3GPP TS 45.002: "Multiplexing and multiple access on the radio path".
- [25] 3GPP TS 45.008: "Radio subsystem link control".
- [26] Void.
- [27] 3GPP TS 23.060: "General Packet Radio Service (GPRS); Service description; Stage 2".
- [27A] 3GPP TS 23.682: "Architecture enhancements to facilitate communications with packet data networks and applications".
- [28] Void.
- [29] Void.
- [30] Void.
- [31] Void.
- [32] 3GPP TS 25.304: "UE Procedures in Idle Mode and Procedures for Cell Reselection in Connected Mode".
- [33] 3GPP TS 25.331: "RRC Protocol Specification".
- [34] 3GPP TS 44.018: "Mobile radio interface layer 3 specification, Radio Resource Control Protocol".
- [35] 3GPP TS 43.022: "Functions related to Mobile Station (MS) in idle mode and group receive mode".
- [35A] 3GPP TS 43.318: "Generic Access Network (GAN); Stage 2".

- [35B] 3GPP TS 44.318: "Generic Access Network (GAN); Mobile GAN interface layer 3 specification; Stage 3".
- [36] 3GPP TR 21.905: "Vocabulary for 3GPP Specifications".
- [37] Void.
- [38] 3GPP TS 21.111: "USIM and IC card requirements".
- [39] 3GPP TS 44.060: "General Packet Radio Service (GPRS); Mobile Station (MS) - Base Station System (BSS) interface; Radio Link Control/Medium Access Control (RLC/MAC) protocol".
- [40] 3GPP TS 31.102: "Characteristics of the USIM Application".
- [41] 3GPP TS 31.111: "Universal Subscriber Identity Module (USIM), Application Toolkit (USAT)".
- [42] 3GPP TS 36.331: "Evolved Universal Terrestrial Radio Access (E-UTRA) Radio Resource Control (RRC); Protocol specification".
- [43] 3GPP TS 36.304: "Evolved Universal Terrestrial Radio Access (E-UTRA); User Equipment (UE) procedures in idle mode".
- [44] 3GPP2 C.S0016-D v1.0: "Over-the-Air Service Provisioning of Mobile Stations in Spread Spectrum Standards".
- [45] 3GPP2 C.S0011-C v2.0: "Recommended Minimum Performance Standards for cdma2000 Spread Spectrum Mobile Stations".
- [46] 3GPP2 C.S0033-A v2.0: "Recommended Minimum Performance Standards for cdma2000 High Rate Packet Data Access Terminal".
- [47] 3GPP TS 24.285: "Allowed Closed Subscriber Group (CSG) List Management Object (MO)".
- [48] Void.
- [49] 3GPP TS 22.220: "Service requirements for Home Node B (HNB) and Home eNode B (HeNB)".
- [50] 3GPP TS 24.368: "Non-Access Stratum (NAS) configuration Management Object (MO)".
- [51] 3GPP TS 24.334: "Proximity-services (ProSe) User Equipment (UE) to Proximity-services (ProSe) Function Protocol aspects; Stage 3".
- [52] 3GPP TS 24.333: "Proximity-services (ProSe) Management Objects (MO)".
- [53] 3GPP TS 24.105: "Application specific Congestion control for Data Communication (ACDC) Management Object (MO)".
- [54] 3GPP TS 36.306: "Evolved Universal Terrestrial Radio Access (E-UTRA); User Equipment (UE) radio access capabilities".
- [55] 3GPP TS 43.064: "Overall description of the GPRS Radio Interface; Stage 2".
- [56] 3GPP TS 36.300: "Evolved Universal Terrestrial Radio Access (E-UTRA) and Evolved Universal Terrestrial Radio Access Network (E-UTRAN); Overall description".
- [57] 3GPP TS 23.167: "IP Multimedia Subsystem (IMS) emergency sessions".
- [58] 3GPP TS 23.401: "GPRS enhancements for E-UTRAN access".
- [59] 3GPP TS 24.386: "User Equipment (UE) to V2X control function; protocol aspects; Stage 3".
- [60] 3GPP TS 24.385: "V2X services Management Object (MO)".
- [61] 3GPP TS 38.304: "New Generation Radio Access Network; User Equipment (UE) procedures in Idle mode".
- [62] 3GPP TS 23.501: "System Architecture for the 5G System; Stage 2".

- [63] 3GPP TS 23.502: "Procedures for the 5G System; Stage 2".
- [64] 3GPP TS 24.501: "Non-Access-Stratum (NAS) protocol for 5G System (5GS); Stage 3".
- [65] 3GPP TS 38.331: "NR; Radio Resource Control (RRC) protocol specification".
- [66] 3GPP TS 33.501: "Security architecture and procedures for 5G System".
- [67] 3GPP TS 31.115: "Secured packet structure for (Universal) Subscriber Identity Module (U)SIM Toolkit applications".
- [68] 3GPP TS 23.246: "Multimedia Broadcast/Multicast Service (MBMS); Architecture and Functional Description".
- [69] 3GPP TS 23.221: "Architectural requirements".
- [70] 3GPP TS 23.273: "5G System (5GS) Location Services (LCS)".
- [71] 3GPP TS 29.544: "5G System (5GS); Secured Packet Application Function (SP-AF) services; Stage 3".
- [72] 3GPP TS 29.571: "5G System (5GS); Common Data Types for Service Based Interfaces; Stage 3".
- [73] ETSI TS 102 225: "Smart Cards; Secured packet structure for UICC based applications".
- [74] 3GPP TS 22.261: "Service requirements for the 5G system; Stage 1".
- [75] 3GPP TS 24.587: "Vehicle-to-Everything (V2X) services in 5G System (5GS); Stage 3".
- [76] ITU-T Recommendation E.212: "The international identification plan for public networks and subscriptions".
- [77] 3GPP TS 24.526: "UE policies for 5G System (5GS); Stage 3".
- [78] 3GPP TS 29.503: "5G System; Unified Data Management Services; Stage 3".
- [79] 3GPP TS 24.588: "Vehicle-to-Everything (V2X) services in 5G System (5GS); User Equipment (UE) policies; Stage 3".
- [80] 3GPP TS 24.554: " Proximity-services (ProSe) in 5G System (5GS) protocol aspects; Stage 3".
- [81] 3GPP TS 24.555: "Proximity-services (ProSe) in 5G System (5GS); User Equipment (UE) policies; Stage 3".
- [82] 3GPP TS 29.504: "5G System; Unified Data Repository Services; Stage 3".
- [83] 3GPP TS 29.505: "5G System; Usage of the Unified Data Repository services for Subscription Data; Stage 3".

## 1.2 Definitions and abbreviations

For the purposes of the present document, the abbreviations defined in 3GPP TR 21.905 [36] apply.

**(A/Gb mode only):** Indicates this clause applies only to a GSM system which operates in A/Gb mode. For multi system case this is determined by the current serving radio access network.

**(Iu mode only):** Indicates this clause applies only to UMTS. For multi system case this is determined by the current serving radio access network.

NOTE 1: In accordance with the description of packet services in Iu mode in 3GPP TS 24.008 [23], the terms 'CS/PS mode of operation' and 'PS mode of operation' are not used in the present document. Instead the terms 'MS operation mode A' and 'MS operation mode C' are used.

**(S1 mode only):** Indicates this clause applies only to an EPS. For multi system case this is determined by the current serving radio access network.

**Acceptable Cell:** This is a cell that the MS may camp on to make emergency calls or to access RLOS. It must satisfy criteria which are defined for A/Gb mode in 3GPP TS 43.022 [35], for Iu mode in 3GPP TS 25.304 [32], for S1 mode in 3GPP TS 36.304 [43], and for NR access in N1 mode in 3GPP TS 38.304 [61] and for E-UTRA access in N1 mode in 3GPP TS 36.304 [43]. For an MS in eCall only mode, an acceptable cell must further satisfy the criteria defined in clause 4.4.3.1.1.

**Access Technology:** The access technology associated with a PLMN or SNPN. The MS uses this information to determine what type(s) of radio carrier to search for when attempting to select a specific PLMN or SNPN (e.g., GSM, UTRAN, GSM COMPACT, E-UTRAN, NG-RAN, satellite NG-RAN or satellite E-UTRAN). A PLMN may support more than one access technology. SNPNS only support NG-RAN.

NOTE 2: Access technology "E-UTRAN" maps to core network type "EPC" and access technology "NG-RAN" maps to core network type "5GCN", see 3GPP TS 24.501 [64].

**ACDC:** Application specific Congestion control for Data Communication, see 3GPP TS 22.011 [9].

**Allowable PLMN:** In the case of an MS operating in MS operation mode A or B, this is a PLMN which is not in the list of "forbidden PLMNs" in the MS. In the case of an MS operating in MS operation mode C or an MS not supporting A/Gb mode and not supporting Iu mode, this is a PLMN which is not in the list of "forbidden PLMNs" and not in the list of "forbidden PLMNs for GPRS service" in the MS.

**Allowable SNPN:** In the case of an MS operating in SNPN access mode, this is an SNPN which is not in the list of "permanently forbidden SNPNS" which is, if the MS supports access to an SNPN using credentials from a credentials holder, associated with the selected entry of the "list of subscriber data" or the selected PLMN subscription, and is not in the list of "temporarily forbidden SNPNS" which is, if the MS supports access to an SNPN using credentials from a credentials holder, associated with the selected entry of the "list of subscriber data" or the selected PLMN subscription.

**Allowable PLMN/access technology combination:** For an MS operating in MS operation mode C or an MS not supporting A/Gb mode and not supporting Iu mode, this is an allowable PLMN in any specific access technology. For an MS operating in MS operation mode A or B, this is a PLMN/access technology combination where:

- the PLMN is an allowable PLMN and the specific access technology is supporting non-GPRS services; or
- the PLMN is not in the list of "forbidden PLMNs" and not in the list of "forbidden PLMNs for GPRS service" in the MS and the specific access technology is only supporting GPRS services.

EXAMPLE: E-UTRAN, satellite E-UTRAN, satellite NG-RAN (see 3GPP TS 22.261 [74]) and NG-RAN are access technologies that are only supporting GPRS services.

**Available PLMN:** For GERAN A/Gb mode see 3GPP TS 43.022 [35]. For UTRAN see 3GPP TS 25.304 [32]. For E-UTRAN see 3GPP TS 36.304 [43]. For satellite E-UTRAN see 3GPP TS 36.304 [43]. For NG-RAN see 3GPP TS 36.304 [43] and 3GPP TS 38.304 [61]. For satellite NG-RAN, see 3GPP TS 38.304 [61]. For cdma2000<sup>®</sup> 1xRTT and cdma2000<sup>®</sup> HRPD see 3GPP2 C.S0016 [44].

**Available SNPN:** For NG-RAN see 3GPP TS 38.304 [61].

**Available PLMN/access technology combination:** This is an available PLMN in a specific access technology.

**Camped on a cell:** The MS (ME if there is no SIM) has completed the cell selection/reselection process and has chosen a cell from which it plans to receive all available services. Note that the services may be limited, and that the PLMN or the SNPN may not be aware of the existence of the MS (ME) within the chosen cell.

**Country:** A country is identified by a single MCC value defined in ITU-T recommendation E.212 [76], with the exception of the following MCC ranges that identify a single country:

- values 310 through 316 (USA);
- values 404 through 406 (India);
- values 440 through 441 (Japan);
- values 460 through 461 (China); and

- values 234 through 235 (United Kingdom).

**Permitted CSG list:** See 3GPP TS 36.304 [43].

**Current serving cell:** This is the cell on which the MS is camped.

**CTS MS:** An MS capable of CTS services is a CTS MS.

**Discontinuous coverage:** Deployment option for satellite E-UTRAN access, in which shorter periods of satellite E-UTRAN access radio coverage are followed by longer periods of satellite E-UTRAN access coverage gaps. During coverage gaps, the access stratum may be deactivated. For more details see 3GPP TS 23.401 [58].

**EAB:** Extended Access Barring, see 3GPP TS 22.011 [9].

**Extended Coverage in GSM for Internet of Things (EC-GSM-IoT):** Extended coverage in GSM for IoT is a feature which enables extended coverage operation. See 3GPP TS 43.064 [55].

**EHPLMN:** Any of the PLMN entries contained in the Equivalent HPLMN list.

**Equivalent HPLMN list:** To allow provision for multiple HPLMN codes, PLMN codes that are present within this list shall replace the HPLMN code derived from the IMSI for PLMN selection purposes. This list is stored on the USIM and is known as the EHPLMN list. The EHPLMN list may also contain the HPLMN code derived from the IMSI. If the HPLMN code derived from the IMSI is not present in the EHPLMN list then it shall be treated as a Visited PLMN for PLMN selection purposes.

**Generic Access Network (GAN):** See 3GPP TS 43.318 [35A].

**GAN mode:** See 3GPP TS 43.318 [35A].

**GPRS MS:** An MS capable of GPRS services is a GPRS MS.

**MS operation mode:** See 3GPP TS 23.060 [27].

**High quality signal:** The high quality signal limit is used in the PLMN selection procedure. It is defined in the appropriate AS specification: 3GPP TS 43.022 [35] for the GSM radio access technology, 3GPP TS 25.304 [32] for the UMTS radio access technology (FDD or TDD mode), 3GPP TS 36.304 [43] for the E-UTRAN radio access technology (WB-S1 mode, NB-S1 mode, WB-N1 mode or NB-N1 mode), 3GPP TS 36.304 [43] and 3GPP TS 38.304 [61] for the NG-RAN radio access technology. For 3GPP2 access technologies the high quality signal limit is defined in 3GPP2 C.S0011 [45] for cdma2000<sup>®</sup> 1xRTT and in 3GPP2 C.S0033 [46] for cdma2000<sup>®</sup> HRPD. A mobile station attempting to find a cell that supports EC-GSM-IoT (see 3GPP TS 43.064 [55]) does not use high quality signal limit in the PLMN selection procedure, i.e. for the purpose of PLMN selection, when attempting to find a cell that supports EC-GSM-IoT, any found cell supporting EC-GSM-IoT is considered to be received with high quality signal. A UE attempting to find a cell that supports enhanced coverage when operating in any WB-S1 or WB-N1 enhanced coverage mode does not use high quality signal limit in the PLMN selection procedure, i.e. for the purpose of PLMN selection, when attempting to find a cell that supports enhanced coverage, any found cell supporting enhanced coverage and satisfying the coverage specific quality signal limit defined for CE mode (see 3GPP TS 36.304 [43]) is considered to be received with high quality signal.

**Home PLMN:** This is a PLMN where the MCC and MNC of the PLMN identity match the MCC and MNC of the IMSI. Matching criteria are defined in Annex A.

**In A/Gb mode,...:** Indicates this clause applies only to a GSM system which operates in A/Gb mode. For multi system case this is determined by the current serving radio access network.

**In Iu mode,...:** Indicates this clause applies only to UMTS. For multi system case this is determined by the current serving radio access network.

**In N1 mode,...:** Indicates this clause applies only to an 5GS. For multi system case this is determined by the current serving radio access network.

**In NB-N1 mode:** Indicates this paragraph applies only to a system which operates in NB-N1 mode. For a multi-access system this case applies if the current serving radio access network provides access to 5G network services via E-UTRA connected to 5GCN by NB-IoT (see 3GPP TS 36.300 [56], 3GPP TS 36.331 [42], 3GPP TS 36.306 [54]).

**In WB-N1 mode:** Indicates this paragraph applies only to a system which operates in WB-N1 mode. For a multi-access system this case applies if the system operates in N1 mode with E-UTRA connected to 5GCN, but not in NB-N1 mode.

**In S1 mode,...:** Indicates this clause applies only to an EPS. The S1 mode includes WB-S1 mode and NB-S1 mode. For multi system case this is determined by the current serving radio access network.

**In NB-S1 mode:** Indicates this paragraph applies only to a system which operates in NB-S1 mode. For a multi-access system this case applies if the current serving radio access network provides access to network services via E-UTRA by NB-IoT (see 3GPP TS 36.300 [56], 3GPP TS 36.331 [22], 3GPP TS 36.306 [54]).

**In WB-S1 mode:** Indicates this paragraph applies only to a system which operates in WB-S1 mode. For a multi-access system this case applies if the system operates in S1 mode, but not in NB-S1 mode.

**Limited Service State:** See clause 3.5.

**Localised Service Area (LSA):** A localised service area consists of a cell or a number of cells. The cells constituting a LSA may not necessarily provide contiguous coverage.

**Location Registration (LR):** An MS which is IMSI attached to non-GPRS services only performs location registration by the Location Updating procedure. A GPRS MS which is IMSI attached to GPRS services or to GPRS and non-GPRS services performs location registration by the Routing Area Update procedure only when in a network of network operation mode I. Both location updating and routing area update procedures are performed independently by the GPRS MS when it is IMSI attached to GPRS and non-GPRS services in a network of network operation mode II (see 3GPP TS 23.060 [27]). An MS which is attached via the E-UTRAN performs location registration by the tracking area update procedure. An MS which is registered via the NG-RAN performs location registration by the registration procedure for mobility and periodic registration update (see 3GPP TS 24.501 [64]).

**MINT: Minimization of service interruption (see 3GPP TS 22.261 [71]).**

**MS:** Mobile Station. The present document makes no distinction between MS and UE.

**N1 mode capability:** Capability of the UE associated with an N1 NAS signalling connection between the UE and network. The present document refers to the N1 mode capability over 3GPP access only (see 3GPP TS 24.501 [64]).

**NarrowBand Internet of Things (NB-IoT):** NB-IoT is a non-backward compatible variant of E-UTRAN supporting a reduced set of functionality. NB-IoT allows access to EPC or 5GCN network services via E-UTRA with a channel bandwidth limited to 180 kHz (see 3GPP TS 36.300 [20], 3GPP TS 36.331 [42], 3GPP TS 36.306 [44]).

**Network Type:** The network type associated with HPLMN or a PLMN on the PLMN selector (see 3GPP TS 31.102 [40]). The MS uses this information to determine what type of radio carrier to search for when attempting to select a specific PLMN. A PLMN may support more than one network type.

**Onboarding services in SNPN:** Onboarding services in SNPN allow an MS to access an SNPN indicating that onboarding is allowed, using default UE credentials in order for the MS to be configured with one or more entries of the "list of subscriber data".

NOTE 3: When the MS is registered for onboarding services in SNPN, services other than the onboarding services in SNPN are not available. When the MS is not registered for onboarding services in SNPN, onboarding services in SNPN are not available.

**Registered PLMN (RPLMN):** This is the PLMN on which certain LR outcomes have occurred (see table 1). In a shared network the RPLMN is the PLMN defined by the PLMN identity of the CN operator that has accepted the LR.

**Registered SNPN (RSNPN):** This is the SNPN on which certain LR outcomes have occurred. In a shared network the RSNPN is the SNPN defined by the SNPN identity of the CN operator that has accepted the LR.

**Registration:** This is the process of camping on a cell of the PLMN or the SNPN and doing any necessary LRs.

**Registration Area:** A registration area is an area in which mobile stations may roam without a need to perform location registration. The registration area corresponds to location area (LA) for performing location updating procedure, to routing area for performing the GPRS attach or routing area update procedures, and to a list of tracking areas (TAs) for performing the EPS attach, tracking area update, or 5GS registration procedure.

The PLMN to which a cell belongs (PLMN identity):

- for GERAN, in the system information (MCC + MNC part of LAI) broadcast as specified in 3GPP TS 44.018 [34];
- for UTRA, see the broadcast information as specified in 3GPP TS 25.331 [33];

- for E-UTRA, see the broadcast information as specified in 3GPP TS 36.331 [42]; and
- for NR, see the broadcast information as specified in 3GPP TS 38.331 [65].

The SNPN to which a cell belongs (SNPN identity):

- for NR, see the broadcast information as specified in 3GPP TS 38.331 [65].

In a shared network, a cell belongs to all PLMNs given in the system information broadcasted as specified in 3GPP TS 44.018 [34] for GERAN, in 3GPP TS 25.331 [33] for UTRAN, and in 3GPP TS 36.331 [42] for E-UTRAN, and a cell belongs to all PLMNs, all SNPNS, or all PLMNs and all SNPNS, given in the system information broadcasted as specified in 3GPP TS 36.331 [42] for E-UTRA connected to 5GCN, and in 3GPP TS 38.331 [65] for NR.

**Secured packet:** In this specification, a secured packet contains one or both of the following:

- list of preferred PLMN/access technology combinations,
- SOR-CMCI,

encapsulated with a security mechanism as described in 3GPP TS 31.115 [67].

**Selected PLMN:** This is the PLMN that has been selected according to clause 3.1, either manually or automatically.

**Selected SNPN:** This is the SNPN that has been selected according to clause 3.9, either manually or automatically.

**Shared MCC:** MCC assigned by ITU-T as shared MCC according to ITU-T E.212 [76], except within this specification for PLMN selection purposes the MCC of value 999 is not considered a shared MCC.

**Shared Network:** An MS considers a cell to be part of a shared network, when multiple PLMN identities are received as specified in 3GPP TS 44.018 [34] for GERAN, in 3GPP TS 25.331 [33] for UTRAN, and in 3GPP TS 36.331 [42] for E-UTRAN, and when multiple PLMN identities, multiple SNPN identities or one or more PLMN identities and one or more SNPN identities are received as specified in 3GPP TS 36.331 [42] for E-UTRA connected to 5GCN, and in 3GPP TS 38.331 [65] for NR.

**SIM:** Subscriber Identity Module (see 3GPP TS 21.111 [38]). The present document makes no distinction between SIM and USIM.

**SNPN identity:** a PLMN ID and an NID combination.

**SoLSA exclusive access:** Cells on which normal camping is allowed only for MS with Localised Service Area (LSA) subscription.

**Subscribed SNPN:** An SNPN for which the UE has a subscription.

**Suitable Cell:** This is a cell on which an MS may camp. It must satisfy criteria which are defined for GERAN A/Gb mode in 3GPP TS 43.022 [35], for UTRAN in 3GPP TS 25.304 [32], for E-UTRAN in 3GPP TS 36.304 [43] and for NG-RAN see 3GPP TS 36.304 [43] and 3GPP TS 38.304 [61]. For 3GPP2 access technologies the criteria are defined in 3GPP2 C.S0011 [45] for cdma2000<sup>®</sup> 1xRTT and in 3GPP2 C.S0033 [46] for cdma2000<sup>®</sup> HRPD. For an MS in eCall only mode, a suitable cell must further satisfy the criteria defined in clause 4.4.3.1.1.

**Steering of Roaming (SOR):** A technique whereby a roaming UE is encouraged to roam to a preferred roamed-to-network indicated by the HPLMN.

**Steering of Roaming application function (SOR-AF):** An application function that can provide UDM with one of the following:

- a) one or more of the following:
  - list of preferred PLMN/access technology combinations;
  - SOR-CMCI, together with the "Store SOR-CMCI in ME" indicator if applicable;
  - SOR-SNPN-SI;
- b) a secured packet, together with the indicator, if applicable, that "the list of preferred PLMN/access technology combinations is not included in the secured packet"; or

c) neither of a) or b),

generated dynamically based on operator specific data analytics solutions.

**Steering of Roaming information:** This consists of the following HPLMN or subscribed SNPN protected information (see 3GPP TS 33.501 [66]):

a) the following indicators, of whether:

- the UDM requests an acknowledgement from the UE for successful reception of the steering of roaming information.
- the UDM requests the UE to store the SOR-CMCI in the ME, which is provided along with the SOR-CMCI in plain text; and

b) one of the following:

1) one or more of the following:

- list of preferred PLMN/access technology combinations with an indication that it is included;
- SOR-CMCI; or
- SOR-SNPN-SI;

2) a secured packet with an indication that it is included;

3) the HPLMN indication that 'no change of the "Operator Controlled PLMN Selector with Access Technology" list stored in the UE is needed and thus no list of preferred PLMN/access technology combinations is provided'; or

4) the subscribed SNPN or HPLMN indication that 'no change of the SOR-SNPN-SI stored in the UE is needed and thus no SOR-SNPN-SI is provided'.

**Steering of roaming connected mode control information (SOR-CMCI):** HPLMN information to control the timing for a UE in connected mode to move to idle mode in order to perform steering of roaming.

**Steering of roaming SNPN selection information (SOR-SNPN-SI):** Provisioning information for SNPN selection consisting of:

- a) the credentials holder controlled prioritized list of preferred SNPNS;
- b) the credentials holder controlled prioritized list of GINs; or
- c) both of the above.

**Visited PLMN:** This is a PLMN different from the HPLMN (if the EHPLMN list is not present or is empty) or different from an EHPLMN (if the EHPLMN list is present).

For the purposes of the present document, the following terms and definitions given in 3GPP TS 23.167 [57] apply:

**eCall over IMS**  
**EPC**  
**E-UTRAN**

For the purposes of the present document, the following terms and definitions given in 3GPP TS 23.401 [58] apply:

**eCall only mode**

For the purposes of the present document, the following terms and definitions given in 3GPP TS 23.221 [69] apply:

**Restricted local operator services (RLOS)**

For the purposes of the present document, the following terms and definitions given in 3GPP TS 23.501 [62] apply:

**Closed Access Group (CAG)**  
**Credentials holder**



**Default UE credentials**  
**Group ID for Network Selection (GIN)**  
**Network identifier (NID)**  
**NG-RAN**  
**NR RedCap**  
**Stand-alone Non-Public Network (SNPN)**  
**SNPN access mode**

For the purposes of the present document, the following terms and definitions given in 3GPP TS 24.501 [64] apply:

**5GCN**  
**CAG cell**  
**Emergency PDU session**  
**Initial registration for emergency services**  
**Initial registration for onboarding services in SNPN**  
**Non-CAG cell**  
**Registered for emergency services**  
**Registered for onboarding services in SNPN**

For the purposes of the present document, the following terms and definitions given in 3GPP TS 22.261 [74] apply:

**Disaster condition**  
**Disaster roaming**

---

## 2 General description of idle mode

When an MS is switched on, it attempts to make contact with a public land mobile network (PLMN) or stand-alone non-public network (SNPN). The particular PLMN or SNPN to be contacted may be selected either automatically or manually.

The MS looks for a suitable cell of the chosen PLMN or SNPN and chooses that cell to provide available services, and tunes to its control channel. This choosing is known as "camping on the cell". The MS will then register its presence in the registration area of the chosen cell if necessary, by means of a location registration (LR), GPRS attach, IMSI attach or registration procedure.

If the MS loses coverage of a cell, or find a more suitable cell, it reselects onto the most suitable cell of the selected PLMN or SNPN and camps on that cell. If the new cell is in a different registration area, an LR request is performed.

If the MS loses coverage of a PLMN or SNPN, either a new PLMN or SNPN is selected automatically, or an indication of which PLMNs or SNPNS are available is given to the user, so that a manual selection can be made.

Registration is not performed by MSs only capable of services that need no registration.

The purpose of camping on a cell in idle mode is fourfold:

- a) It enables the MS to receive system information from the PLMN or SNPN.
- b) If the MS wishes to initiate a call, it can do this by initially accessing the network on the control channel of the cell on which it is camped.
- c) If the PLMN or SNPN receives a call for the MS, it knows (in most cases) the registration area of the cell in which the MS is camped. It can then send a "paging" message for the MS on control channels of all the cells in the registration area. The MS will then receive the paging message because it is tuned to the control channel of a cell in that registration area, and the MS can respond on that control channel.
- d) It enables the MS to receive cell broadcast messages.

If the MS is unable to find a suitable cell to camp on, or the SIM is not inserted, or there is no valid entry in "list of subscriber data" in case the MS is operating in SNPN access mode, or if it receives certain responses to an LR request (e.g., "illegal MS"), it attempts to camp on a cell irrespective of the PLMN identity or the SNPN identity, and enters a "limited service" state in which it can only attempt to make emergency calls or to access RLOS. An MS operating in NB-S1 mode, never attempts to make emergency calls or to access RLOS. An MS operating in N1 mode never attempts to access RLOS.

If the MS is in eCall only mode, it attempts to camp on a suitable cell and enters an "eCall inactive" state in which it can only attempt an eCall over IMS, or a call to a non-emergency MSISDN or URI for test or terminal reconfiguration services as specified in 3GPP TS 31.102 [40].

If the MS is in eCall only mode and is unable to find a suitable cell to camp on, it attempts to camp on an acceptable cell in limited service state, and enters an "eCall inactive" state in which it can only attempt an eCall over IMS.

While in eCall inactive state, the MS does not perform LR with the PLMN of the cell on which the MS is camped.

In A/Gb mode, if the CTS MS is in CTS mode only or in automatic mode with CTS preferred, it will start by attempting to find a CTS fixed part on which it is enrolled.

The idle mode tasks can be subdivided into the following processes:

- PLMN selection;
- SNPN selection (N1 mode only);
- CSG selection (Iu mode and S1 mode only);
- Cell selection and reselection;
- Location registration;
- CTS fixed part selection (A/Gb mode only); and
- CAG selection (N1 mode only).

In A/Gb mode, to make this initial CTS fixed part selection, the MS shall be enrolled on at least one fixed part.

Except for SNPN selection, the relationship between these processes is illustrated in figure 1 in clause 5. The states and state transitions within each process are shown in figure 2a, figure 2b, and figure 3 in clause 5.

---

## 3 Requirements and technical solutions

### 3.0 General

The following clauses list the main requirements of idle mode operation and give an outline of the technical solution.

### 3.1 PLMN selection and roaming

The MS normally operates on its home PLMN (HPLMN) or equivalent home PLMN (EHPLMN). However, a visited PLMN (VPLMN) may be selected, e.g., if the MS loses coverage. There are two modes for PLMN selection:

- i) Automatic mode - This mode utilizes a list of PLMN/access technology combinations in priority order. The highest priority PLMN/access technology combination which is available and allowable is selected.
- ii) Manual mode - Here the MS indicates to the user which PLMNs are available. Only when the user makes a manual selection does the MS try to obtain normal service on the VPLMN.

To prevent repeated attempts to have roaming service on a not allowed area (i.e. LA or TA), when the MS is informed that an area is forbidden, the LA or TA is added to a list of "forbidden location areas for roaming" or "forbidden tracking areas for roaming" respectively which is stored in the MS. These lists, if existing, are deleted when the MS is switched off or when the SIM is removed, and periodically (with period in the range 12 to 24 hours). LA area restrictions are always valid for complete location areas independent of possible subdivision into GPRS routing areas. The structure of the routing area identifier (see 3GPP TS 23.003 [22A]) supports area restriction on LA basis.

To prevent repeated attempts to obtain service on a PLMN through satellite NG-RAN access technology, when the MS receives an integrity protected reject message with cause value #78 "PLMNs not allowed to operate at the present UE location" from a satellite NG-RAN cell, the MS maintains a list of "PLMNs not allowed to operate at the present UE location" in which it stores the PLMN ID of the rejecting PLMN, the current geographical location, if known by the MS

and a timer. If the geographical location exists, a MS implementation specific distance value needs to be stored. An entry in the list is deleted if the timer associated to the entry expires or the MS successfully registers to the PLMN stored in the entry, for details see 3GPP TS 24.501 [64].

In automatic PLMN selection mode, if the MS detects a PLMN in satellite NG-RAN access technology which is part of the list of "PLMNs not allowed to operate at the present UE location" the MS shall consider the PLMN as PLMN selection candidate for satellite NG-RAN access technology only if:

- a) the current MS location is known, a geographical location is stored for the entry of this PLMN, and the distance to the current MS location is larger than a MS implementation specific value; or
- b) the timer associated with the entry of this PLMN has expired.

This does not prevent selection of such a PLMN if it is available in another RAT.

To prevent repeated attempts to obtain service on a PLMN through satellite E-UTRAN access technology, when the MS receives an integrity protected reject message with cause value #78 "PLMNs not allowed to operate at the present UE location" from a satellite E-UTRAN cell, the MS maintains a list of "PLMNs not allowed to operate at the present UE location" in which it stores the PLMN ID of the rejecting PLMN, the current geographical location and a timer. An entry in the list is deleted if the timer associated to the entry expires or the UE successfully registers to the PLMN stored in the entry, for details see 3GPP TS 24.301 [64].

In automatic PLMN selection mode, if the MS detects a PLMN in satellite E-UTRAN access technology which is part of the list of "PLMNs not allowed to operate at the present UE location" the MS shall consider the PLMN as PLMN selection candidate for satellite E-UTRAN access technology only if:

- a) the current MS location is known, a geographical location is stored for the entry of this PLMN, and the distance to the current UE location is larger than a UE implementation specific value; or
- b) the timer associated with the entry of this PLMN has expired.

This does not prevent selection of such a PLMN if it is available in another RAT.

If a message with cause value #15 (see 3GPP TS 24.008 [23], 3GPP TS 24.301 [23A] and 3GPP TS 24.501 [64]) is received by an MS, then the MS shall take the following actions depending on the access technology in which the message was received:

GSM, GSM COMPACT or UTRAN:

The location area is added to the list of "forbidden location areas for roaming" which is stored in the MS. The MS shall then search for a suitable cell in the same PLMN but belonging to an LA or TA which is not in the "forbidden location areas for roaming" or "forbidden tracking areas for roaming" list respectively.

E-UTRAN:

The tracking area is added to the list of "forbidden tracking areas for roaming" which is stored in the MS. The MS shall then search for a suitable cell in the same PLMN but belonging to a TA or LA which is not in the "forbidden tracking areas for roaming" or "forbidden location areas for roaming" list respectively

NG-RAN:

The tracking area is added to the list of "5GS forbidden tracking areas for roaming" which is stored in the MS. The MS shall then search for a suitable cell in the same PLMN but belonging to a tracking area which is not in the "5GS forbidden tracking areas for roaming" list.

A VPLMN is added to a list of "forbidden PLMNs" in the SIM and thereafter that VPLMN will not be accessed except for disaster roaming services, by the MS when in automatic mode if a message with cause value "PLMN not allowed" or "Requested service option not authorized in this PLMN" or "Serving network not authorized" is received by an MS in response to an LR request from that VPLMN and:

- the MS is configured to use timer T3245 as defined in 3GPP TS 24.008 [23], 3GPP TS 24.301 [23A], and 3GPP TS 24.501 [64];
- the MS is not configured to use timer T3245 and the message is integrity-protected;

- the MS is not configured to use timer T3245, the message is not integrity-protected and the MS does not maintain a list of PLMN-specific attempt counters; or
- the MS is not configured to use timer T3245, the message is not integrity-protected, the MS maintains a list of PLMN-specific attempt counters and the value of the PLMN-specific attempt counter for that VPLMN is equal to the MS implementation specific maximum value as defined in 3GPP TS 24.008 [23], 3GPP TS 24.301 [23A] and 3GPP TS 24.501 [64].

If:

- after a subsequent manual selection of that PLMN, there is a successful LR not for disaster roaming, then the PLMN is removed from the "forbidden PLMNs" list;
- the MS is configured to use timer T3245 and the timer T3245 expires, then the PLMN is removed from the "forbidden PLMNs" list ; or
- the MS is not configured to use timer T3245 and:
  - 1) the MS maintains a list of PLMN-specific attempt counters, the value of the PLMN-specific attempt counter for that PLMN is greater than zero and less than the MS implementation specific maximum value, and timer T3247 expires, then the PLMN is removed from the "forbidden PLMNs" list stored in memory as defined in 3GPP TS 24.301 [23A] and 3GPP TS 24.501 [64]; or
  - 2) the MS does not maintain a list of PLMN-specific attempt counters, the PLMN is stored in the "forbidden PLMNs" list in the SIM, and the timer T3247 expires, then the PLMN is removed from the "forbidden PLMNs" list in the SIM as defined in 3GPP TS 24.301 [23A].

This list is retained when the MS is switched off or the SIM is removed. The HPLMN (if the EHPLMN list is not present or is empty) or an EHPLMN (if the EHPLMN list is present) shall not be stored on the list of "forbidden PLMNs".

In A/Gb mode, an ME not supporting SoLSA may consider a cell with the escape PLMN code (see 3GPP TS 23.073) to be a part of a PLMN belonging to the list of "forbidden PLMNs".

Optionally the ME may store in its memory an extension of the "forbidden PLMNs" list. The contents of the extension of the list shall be deleted when the MS is switched off or the SIM is removed.

A VPLMN may be stored in the extension of the "forbidden PLMNs" list if a message with cause value "PLMN not allowed" or "Requested service option not authorized in this PLMN" or "Serving network not authorized" is received by an MS in response to an LR request from that VPLMN, and the following is valid:

- the MS is not configured to use timer T3245, the message is not integrity-protected, the MS maintains a list of PLMN-specific attempt counters and the value of the PLMN-specific attempt counter for that VPLMN is less than an MS implementation specific maximum value as defined in 3GPP TS 24.008 [23], 3GPP TS 24.301 [23A] and 3GPP TS 24.501 [64].

If a message with cause value "GPRS services not allowed in this PLMN" or "EPS services not allowed in this PLMN" is received by an MS in response to an GPRS attach, routing area update, EPS attach or tracking area update request or received in a network initiated GPRS detach or EPS detach request (see 3GPP TS 24.008 [23] and 3GPP TS 24.301 [23A]) from a VPLMN, that VPLMN is added to a list of "forbidden PLMNs for GPRS service" which is stored in the MS and thereafter that VPLMN will not be accessed by the MS for GPRS service except for disaster roaming services, when in automatic mode. This list is deleted when the MS is switched off or when the SIM is removed. A PLMN is removed from the list of "forbidden PLMNs for GPRS service" if:

- after a subsequent manual selection of that PLMN, there is a successful GPRS attach, Routing Area Update, EPS attach, Tracking Area Update or Registration procedure (see 3GPP TS 24.501 [64]);
- the MS is configured to use timer T3245 and timer T3245 expires; or
- the MS is not configured to use timer T3245, the MS maintains a list of PLMN-specific PS-attempt counters as specified in 3GPP TS 24.008 [23] and 3GPP TS 24.301 [23A], the value of the PLMN-specific PS-attempt counter for that PLMN has a value greater than zero and less than the MS implementation-specific maximum value as defined in clause 5.3.7b in 3GPP TS 24.301 [23A], and T3247 expires.

The maximum number of possible entries in this list is implementation dependant, but must be at least one entry. The HPLMN (if the EHPLMN list is not present or is empty) or an EHPLMN (if the EHPLMN list is present) shall not be stored on the list of "forbidden PLMNs for GPRS service".

An MS that is attaching for emergency bearer services or for access to RLOS, or is attached for emergency bearer services or for access to RLOS, may access PLMNs in the list of "forbidden PLMNs" or the list of "forbidden PLMNs for GPRS service". The MS shall not remove any entry from the list of "forbidden PLMNs" or the list of "forbidden PLMNs for GPRS service" as a result of such accesses.

An MS that is registered for disaster roaming services, may access PLMNs in the list of "forbidden PLMNs" or the list of "forbidden PLMNs for GPRS service" following the criteria as specified in clause 4.4.3.1.1 and shall not remove any entry from the list of "forbidden PLMNs" or the list of "forbidden PLMNs for GPRS service" as a result of such accesses.

A UE capable of S101 mode maintains a list "forbidden PLMNs for attach in S101 mode"; the properties and handling in NAS signalling is defined in clause 5.3.3 of 3GPP TS 24.301 [23A].

If the MS is in GAN mode and a "Location not allowed" message is received (see 3GPP TS 44.318 [35B]), then the MS may attempt to select another PLMN so that further GAN registrations may again be attempted. The selection of the PLMN either automatically or manually is implementation dependent.

If an MS that has disabled its E-UTRA capability re-enables it when PLMN selection is performed, then the MS of which usage setting is "voice centric":

- should, for duration of timer TD, memorize the PLMNs where E-UTRA capability was disabled as PLMNs where voice service was not possible in E-UTRAN. The number of PLMNs where voice service was not possible in E-UTRAN that the MS can store is implementation specific, but it shall be at least one. The value of timer TD is MS implementation specific, but shall not exceed the maximum possible value of background scanning timer T as specified in clause 4.4.3.3.1.
- in automatic PLMN selection, shall not consider PLMNs where voice service was not possible in E-UTRAN as PLMN selection candidates for E-UTRA access technology, unless no other PLMN is available. This does not prevent selection of such a PLMN if it is available in another RAT; and
- shall delete stored information on PLMNs where voice service was not possible in E-UTRAN when the MS is switched off, the USIM is removed, timer TD expires or MS voice domain configuration changes so that E-UTRA capability disabling is no longer necessary.

The MS may support "E-UTRA Disabling for EMM cause #15" as specified in 3GPP TS 24.301 [23A]. If the MS supports "E-UTRA Disabling for EMM cause #15" and the "E-UTRA Disabling Allowed for EMM cause #15" parameter as specified in 3GPP TS 24.368 [50] or 3GPP TS 31.102 [40] is present and set to enabled:

- the MS shall maintain a list of "PLMNs with E-UTRAN not allowed";
- when the MS disables its E-UTRA capability on a PLMN due to E-UTRAN not allowed, it shall add the PLMN to the "PLMNs with E-UTRAN not allowed" list, and start timer TE if timer TE is not already running;
- the number of PLMNs that the MS can store in the "PLMNs with E-UTRAN not allowed" list is implementation specific, but it shall be at least one;
- the value of timer TE is MS implementation specific, but it shall not exceed the maximum possible value of background scanning timer T (8 hours or 240 hours for MSs supporting EC-GSM-IoT, Category M1 or Category NB1 as defined in 3GPP TS 36.306 [54]) as specified in clause 4.4.3.3.1;
- in automatic PLMN selection the MS shall not consider PLMNs included in the "PLMNs with E-UTRAN not allowed" list as PLMN selection candidates for E-UTRAN access technology, unless no other PLMN is available. This does not prevent selection of such a PLMN if it is available in another RAT; and
- the MS shall delete stored information in the "PLMNs with E-UTRAN not allowed" list when the MS is switched off, the USIM is removed or timer TE expires.

The MS should maintain a list of PLMNs where the N1 mode capability was disabled because IMS voice was not available and the MS's usage setting was "voice centric" as PLMNs where voice service was not possible in N1 mode. When the MS disables its N1 mode capability because IMS voice was not available and the MS's usage setting was "voice centric":

- the MS should add the identity of the PLMN to the list of PLMNs where voice service was not possible in N1 mode and should start timer TF if timer TF is not already running. The number of PLMNs that the MS can store where voice services is not possible is implementation specific, but it shall be at least one. The value of timer TF is MS implementation specific, but shall not exceed the maximum possible value of background scanning timer T as specified in clause 4.4.3.3.1;
- in automatic PLMN selection the MS shall not consider PLMNs where voice service was not possible in N1 mode as PLMN selection candidates for NG-RAN access technology, unless no other PLMN is available. This does not prevent selection of such a PLMN if it is available in another RAT; and
- the MS shall delete stored information on PLMNs where voice service was not possible in N1 mode when the MS is switched off, the USIM is removed, timer TF expires or the MS's usage setting changes so that N1 mode capability disabling is no longer necessary.

The MS should maintain a list of PLMNs where the N1 mode capability was disabled due to receipt of a reject from the network with 5GMM cause #27 "N1 mode not allowed", as PLMNs where N1 mode is not allowed for 3GPP access. When the MS disables its N1 mode capability due to receipt of a reject from the network with 5GMM cause #27 "N1 mode not allowed":

- the MS should add the identity of the PLMN to the list of PLMNs where N1 mode is not allowed for 3GPP access and should start timer TG if timer TG is not already running. The number of PLMNs that the MS can store where N1 mode is not allowed for 3GPP access is implementation specific, but it shall be at least one. The value of timer TG is MS implementation specific, but shall not exceed the maximum possible value of background scanning timer T as specified in clause 4.4.3.3.1;
- in automatic PLMN selection the MS shall not consider PLMNs where N1 mode is not allowed for 3GPP access as PLMN selection candidates for NG-RAN access technology, unless no other PLMN is available. This does not prevent selection of such a PLMN if it is available in another RAT;
- if the MS is not configured to use timer T3245, the MS maintains a list of PLMN-specific N1 mode attempt counters for 3GPP access as specified in 3GPP TS 24.501 [64] and T3247 expires, then the MS removes for each PLMN-specific N1 mode attempt counter for 3GPP access that has a value greater than zero and less than the MS implementation-specific maximum value the respective PLMN from the list of PLMNs where N1 mode is not allowed for 3GPP access, as specified in clause 5.3.20.2 in 3GPP TS 24.501 [64]; and
- the MS shall delete stored information on PLMNs where N1 mode is not allowed for 3GPP access when the MS is switched off, the USIM is removed or timer TG expires.

NOTE: The expiry of timer TG does not cause a reset of the PLMN-specific N1 mode attempt counters for 3GPP access (see 3GPP TS 24.501 [64]).

The MS in NB-S1 mode may maintain a list of "PLMNs with NB-IoT not allowed" where the NB-IoT capability was disabled due to receipt of a reject from the network with EMM cause #15 "no suitable cells in tracking area" and an Extended EMM cause IE with value "NB-IoT not allowed", as PLMNs where NB-S1 mode is not allowed. When the MS disables its NB-IoT capability due to receipt of a reject from the network with EMM cause #15 "no suitable cells in tracking area" and an Extended EMM cause IE with value "NB-IoT not allowed":

- the MS may add the identity of the PLMN to the list of "PLMNs with NB-IoT not allowed" and start timer TH if timer TH is not already running. The number of PLMNs that the MS can store in the "PLMNs with NB-IoT not allowed" list is implementation specific, but it shall be at least one. The value of timer TH is MS implementation specific, but shall not exceed the maximum possible value of background scanning timer T as specified in clause 4.4.3.3.1;
- in automatic PLMN selection the MS shall not consider PLMNs included in the "PLMNs with NB-IoT not allowed" list as PLMN selection candidates for NB-IoT access technology, unless no other PLMN is available. This does not prevent selection of such a PLMN if it is available in another RAT; and
- the MS shall delete stored information in the "PLMNs with NB-IoT not allowed" list when the MS is switched off, the USIM is removed or timer TH expires.

## 3.1A CSG selection / restriction

If the MS supports CSG, it is provisioned with an Allowed CSG list and an Operator CSG list and associated PLMN identities. Both lists can be retrieved either from the USIM if the lists are available in the USIM, or as described in 3GPP TS 24.285 [47] if the lists are not available in the USIM. These lists have zero or more entries.

NOTE 1: The network also updates the Allowed CSG list in the same updating operation if one or more entries are removed from the Operator CSG list. This avoids an entry removed from the Operator CSG list remaining in the Allowed CSG list.

There are two modes of CSG selection:

- Automatic mode: This mode utilizes the Allowed CSG list and the Operator CSG list. After a PLMN is selected, the MS camps on a cell in that PLMN only if the cell is either not a CSG cell or it is a CSG cell with a CSG identity that is in the Allowed CSG list or in the Operator CSG List. The idle mode procedures of NAS are not impacted by this mode. Upon switch on the MS is in automatic mode.
- Manual mode: In this mode, the MS indicates to the user a list of available CSGs and the associated PLMNs. Based on configuration by the HPLMN, the list of CSGs provided to the user for a certain PLMN is either:
  - not restricted by the Allowed CSG list and the Operator CSG List stored in the MS; or
  - restricted to entries in the Operator CSG List only.

After the user makes a selection, the MS camps on a cell with the selected CSG identity and may attempt to register with the associated PLMN (see 3GPP TS 24.008 [23] and 3GPP TS 24.301 [23A]).

The permitted CSG list is a combination of Operator CSG list and the Allowed CSG list. NAS shall provide the permitted CSG list to the AS. If the contents of the permitted CSG list have changed, NAS shall provide an updated permitted CSG list to the AS.

NOTE 2: The same CSG ID and its associated PLMN can exist in both the Operator CSG list and the Allowed CSG list. Such duplicates can be removed when combining these lists to form the permitted CSG list.

If an integrity protected message with cause value #25 (see 3GPP TS 24.008 [23] and 3GPP TS 24.301 [23A]) is received by an MS for a CSG ID and associated PLMN identity present in the Operator CSG list, then for an implementation dependent time which is not shorter than 60 minutes, or until the MS is switched off, or the SIM/USIM is removed, or the Operator CSG list is updated:

- a) The NAS shall not include this CSG ID and the associated PLMN identity in the permitted CSG list provided to the AS; and
- b) In CSG manual mode selection, the MS shall not indicate to the user that this CSG ID and the associated PLMN identity is in the Operator CSG List stored in the MS.

NOTE 3: As an implementation option, the user can be informed that the MS has not been authorized for a CSG included in the Operator CSG list.

## 3.1B PLMN selection triggered by ProSe communications

If the MS supports ProSe communications and needs to perform PLMN selection for ProSe communications as specified in 3GPP TS 24.334 [51] or 3GPP TS 24.554 [80], then the MS shall proceed as follows:

- i) the MS shall store a duplicate value of the RPLMN and a duplicate of the PLMN selection mode that were in use before PLMN selection due to ProSe communications was initiated, unless this PLMN selection due to ProSe communications follows another PLMN selection due to ProSe communications or a manual CSG selection as specified in clause 4.4.3.1.3.3;
- ii) the MS shall enter into Automatic mode of PLMN selection as specified in clause 4.4 taking into account the additional requirements in items iii) to x) below;
- iii) among the PLMNs advertised by the E-UTRA cell or NR cell operating in the radio resources provisioned to the MS for ProSe communications as specified in 3GPP TS 24.333 [52], 3GPP TS 24.555 [81] or 3GPP TS 31.102 [40], the MS shall choose one allowable PLMN which meets:

1) the following:

- is advertised by the E-UTRA cell;
- provides radio resources for ProSe communications over E-UTRA PC5;
- is in the list of authorised PLMNs for ProSe communications as specified in 3GPP TS 24.334 [51]; and
- is not in the list of "PLMNs with E-UTRAN not allowed" as specified in clause 3.1; or

2) the following:

- is advertised by the NR cell;
- provides radio resources for 5G ProSe communications over NR PC5;
- is in the list of authorised PLMNs for 5G ProSe communications over PC5 as specified in 3GPP TS 24.554 [80];
- is the advertised PLMN(s) of the 5G ProSe layer-2 UE-to-network relay UE if the MS is acting as a 5G ProSe layer-2 remote UE;
- is not in the list of PLMNs where the N1 mode capability was disabled due to IMS voice not available and the MS's usage setting was "voice centric" as PLMNs where voice service was not possible; and
- is not in the list of PLMNs where the N1 mode capability was disabled due to receipt of a reject from the network with 5GMM cause #27 "N1 mode not allowed" in N1 mode as specified in clause 3.1;

if either condition 1) or condition 2) above is met then the MS shall attempt to register on that PLMN. If none of the PLMNs meet either condition 1) or condition 2) above, the MS shall return to the stored duplicate PLMN selection mode and use the stored duplicate value of RPLMN for further action;

iv) if the registration fails due to "PLMN not allowed" or "EPS services not allowed" as specified in 3GPP TS 24.334 [51], or due to "PLMN not allowed" or "5GS services not allowed" as specified in 3GPP TS 24.554 [80], then the MS shall update the appropriate list of forbidden PLMNs as specified in clause 3.1, and shall either:

- A) if the PLMN provides common radio resources needed by the MS to do ProSe communications as specified in 3GPP TS 36.331 [42] or 3GPP TS 38.331 [65], perform ProSe communications on the selected PLMN in limited service state. In this case the MS shall not search for available and allowable PLMNs during the duration of ProSe communications;
- B) return to the stored duplicate PLMN selection mode and use the stored duplicate value of RPLMN for further action; or
- C) perform the action described in iii) again with the choice of PLMNs further excluding the PLMNs on which the MS has failed to register.

Whether the MS performs A), B) or C) above is left up to MS implementation.

v) if the registration fails due to causes other than "PLMN not allowed" or "EPS services not allowed" or "5GS services not allowed", the MS shall:

- if the handling of the failure requires updating a list of forbidden PLMNs, update the appropriate list (as specified in 3GPP TS 24.301 [23A] or 3GPP TS 24.501 [64]); and
- if the handling of the failure does not require updating a list of forbidden PLMNs (as specified in 3GPP TS 24.301 [23A] or 3GPP TS 24.501 [64]), remember the PLMN as a PLMN on which the MS has failed to register;

NOTE 1: How long the MS memorizes the PLMNs on which it has failed to register is implementation dependent.

and the MS shall either:

- A1) return to the stored duplicate PLMN selection mode and use the stored duplicate value of RPLMN for further action;



- B1) perform the action described in iii) again with the choice of PLMNs further excluding the PLMNs on which the MS has failed to register; or
- C1) perform ProSe communications in limited service state on a PLMN advertised by the cell operating in the radio resources provisioned to the MS for ProSe communications as specified in 3GPP TS 24.333 [52], 3GPP TS 24.555 [81] or 3GPP TS 31.102 [40], if registration on this PLMN has previously failed due to "PLMN not allowed" or "EPS services not allowed" as specified in 3GPP TS 24.334 [51] or due to "PLMN not allowed" or "5GS services not allowed" as specified in 3GPP TS 24.554 [80] and if this PLMN provides common radio resources needed by the MS to do ProSe communications as specified in 3GPP TS 36.331 [42] or 3GPP TS 38.331 [65]. In this case the MS shall not search for available and allowable PLMNs during the duration of ProSe communications;

Whether the MS performs A1), B1) or C1) above is left up to MS implementation.

vi) if the MS is no longer in the coverage of the selected PLMN, then the MS shall either:

- A2) perform ProSe communications procedures for MS to use provisioned radio resources as specified in 3GPP TS 24.334 [51] or 3GPP TS 24.554 [80]; or
- B2) return to the stored duplicate PLMN selection mode and use the stored duplicate value of RPLMN for further action.

Whether the MS performs A2) or B2) above is left up to MS implementation.

vii) if the MS is unable to find a suitable cell on the selected PLMN as specified in 3GPP TS 24.334 [51], then the MS shall either:

- A3) if the PLMN provides common radio resources needed by the MS to do ProSe communications as specified in 3GPP TS 36.331 [42] or 3GPP TS 38.331 [65], perform ProSe communications on the selected PLMN in limited service state. In this case the MS shall not search for available and allowable PLMNs during the duration of ProSe communications; or
- B3) return to the stored duplicate PLMN selection mode and use the stored duplicate value of RPLMN for further action.

Whether the MS performs A3) or B3) above is left up to MS implementation.

viii) if the MS is switched off while on the selected PLMN and switched on again, the MS shall use the stored duplicate value of RPLMN as RPLMN and behave as specified in clause 4.4.3.1;

ix) if the user initiates a PLMN selection while on the selected cell, the MS shall delete the stored duplicate value of PLMN selection mode, use the stored duplicate value of RPLMN as RPLMN and follow the procedures (as specified for switch-on or recovery from lack of coverage) in clause 4.4.3.1. The MS shall delete the stored duplicate value of RPLMN once the MS has successfully registered to the selected PLMN; and

x) if the MS no longer needs to perform ProSe communications, the MS shall return to the stored duplicate PLMN selection mode and use the stored duplicate value of RPLMN for further action.

NOTE 2: If the MS returns to the RPLMN due to a failure to register in the selected PLMN, the upper layers of the MS can trigger PLMN selection again to initiate ProSe communications.

If the PLMN selected for ProSe communications is a VPLMN, the MS shall not periodically scan for higher priority PLMNs during the duration of ProSe communications.

The solution to prevent potential ping-pong between the RPLMN and the PLMN selected for ProSe communications is MS implementation specific.

### 3.1C PLMN selection triggered by V2X communication over PC5

If the MS supports V2X communication over E-UTRA-PC5 or NR-PC5 and needs to perform PLMN selection for V2X communication over PC5 as specified in 3GPP TS 24.386 [59] or 3GPP TS 24.587 [75], then the MS shall proceed as follows:

- i) the MS shall store a duplicate value of the RPLMN and a duplicate of the PLMN selection mode that were in use before PLMN selection due to V2X communication over PC5 was initiated, unless this PLMN selection due to V2X communication over PC5 follows another PLMN selection due to V2X communication over PC5 or a manual CSG selection as specified in clause 4.4.3.1.3.3;
- ii) the MS shall enter into Automatic mode of PLMN selection as specified in clause 4.4 taking into account the additional requirements in items iii) to x) below;
- iii) Among the PLMNs advertised by the E-UTRA or NG-RAN cell operating in the radio resources provisioned to the MS for V2X communication over PC5 as specified in 3GPP TS 24.385 [60], 3GPP TS 24.588 [79] or 3GPP TS 31.102 [40], the MS shall choose one allowable PLMN which meets:

1) the following:

- provides radio resources for V2X communication over PC5;
- is in the list of authorised PLMNs for V2X communication over PC5 as specified in 3GPP TS 24.386 [59] or 3GPP TS 24.587 [75]; and
- is not in the list of "PLMNs with E-UTRAN not allowed" as specified in clause 3.1; or

2) the following:

- provides radio resources for V2X communication over PC5;
- is in the list of authorised PLMNs for V2X communication over PC5 as specified in 3GPP TS 24.386 [59] or 3GPP TS 24.587 [75];
- is not in the list of PLMNs where the N1 mode capability was disabled due to IMS voice not available and the MS's usage setting was "voice centric" as PLMNs where voice service was not possible; and
- is not in the list of PLMNs where the N1 mode capability was disabled due to receipt of a reject from the network with 5GMM cause #27 "N1 mode not allowed" in N1 mode as specified in clause 3.1;

if condition 1) or 2) above are met then the MS shall attempt to register on that PLMN. If none of the PLMNs meet condition 1) or 2) above, the MS shall return to the stored duplicate PLMN selection mode and use the stored duplicate value of RPLMN for further action;

- iv) if the registration fails due to "PLMN not allowed" or "EPS services not allowed" as specified in 3GPP TS 24.386 [59], or due to "PLMN not allowed" or "5GS services not allowed" as specified in 3GPP TS 24.587 [75], or both, then the MS shall update the appropriate list of forbidden PLMNs as specified in clause 3.1, and shall:

A) if the PLMN provides common radio resources needed by the MS to do V2X communication over PC5 as specified in 3GPP TS 36.331 [42] or 3GPP TS 38.331 [65], perform V2X communication over PC5 on the selected PLMN in limited service state. In this case the MS shall not search for available and allowable PLMNs during the duration of V2X communication over PC5;

B) return to the stored duplicate PLMN selection mode and use the stored duplicate value of RPLMN for further action; or

C) perform the action described in iii) again with the choice of PLMNs further excluding the PLMNs on which the MS has failed to register.

Whether the MS performs A), B) or C) above is left up to MS implementation.

- v) if the registration fails due to causes other than "PLMN not allowed" or "EPS services not allowed" or "5GS services not allowed", the MS shall:

- if the handling of the failure requires updating a list of forbidden PLMNs, update the appropriate list (as specified in 3GPP TS 24.301 [23A] or 3GPP TS 24.501 [64]); and
- if the handling of the failure does not require updating a list of forbidden PLMNs (as specified in 3GPP TS 24.301 [23A] or 3GPP TS 24.501 [64]), remember the PLMN as a PLMN on which the MS has failed to register;

NOTE 1: How long the MS memorizes the PLMNs on which it has failed to register is implementation dependent.

and the MS shall:

- A1) return to the stored duplicate PLMN selection mode and use the stored duplicate value of RPLMN for further action;
- B1) perform the action described in iii) again with the choice of PLMNs further excluding the PLMNs on which the MS has failed to register; or
- C1) perform V2X communication over PC5 in limited service state on a PLMN advertised by the cell operating in the radio resources provisioned to the MS for V2X communication over PC5 as specified in 3GPP TS 24.385 [60], 3GPP TS 24.588 [79] or 3GPP TS 31.102 [40], if registration on this PLMN has previously failed due to "PLMN not allowed" or "EPS services not allowed" as specified in 3GPP TS 24.386 [59], or due to "PLMN not allowed" or "5GS services not allowed" as specified in 3GPP TS 24.587 [75], or both, and if this PLMN provides common radio resources needed by the MS to do V2X communication over PC5 as specified in 3GPP TS 36.331 [42] or 3GPP TS 38.331 [65]. In this case the MS shall not search for available and allowable PLMNs during the duration of V2X communication over PC5;

Whether the MS performs A1), B1) or C1) above is left up to MS implementation.

vi) if the MS is no longer in the coverage of the selected PLMN, then the MS shall:

- A2) perform V2X communication over PC5 procedures for MS to use provisioned radio resources as specified in 3GPP TS 24.386 [59] or 3GPP TS 24.587 [75]; or
- B2) return to the stored duplicate PLMN selection mode and use the stored duplicate value of RPLMN for further action.

Whether the MS performs A2) or B2) above is left up to MS implementation.

vii) if the MS is unable to find a suitable cell on the selected PLMN as specified in 3GPP TS 24.386 [59] or 3GPP TS 24.587 [75], then the MS shall:

- A3) if the PLMN provides common radio resources needed by the MS to do V2X communication over PC5 as specified in 3GPP TS 36.331 [42] or 3GPP TS 38.331 [65], perform V2X communication over PC5 on the selected PLMN in limited service state. In this case the MS shall not search for available and allowable PLMNs during the duration of V2X communication over PC5; or
- B3) return to the stored duplicate PLMN selection mode and use the stored duplicate value of RPLMN for further action.

Whether the MS performs A3) or B3) above is left up to MS implementation.

viii) if the MS is switched off while on the selected PLMN and switched on again, the MS shall use the stored duplicate value of RPLMN as RPLMN and behave as specified in clause 4.4.3.1;

ix) if the user initiates a PLMN selection while on the selected cell, the MS shall delete the stored duplicate value of PLMN selection mode, use the stored duplicate value of RPLMN as RPLMN and follow the procedures (as specified for switch-on or recovery from lack of coverage) in clause 4.4.3.1. The MS shall delete the stored duplicate value of RPLMN once the MS has successfully registered to the selected PLMN; and

x) if the MS no longer needs to perform V2X communication over PC5, the MS shall return to the stored duplicate PLMN selection mode and use the stored duplicate value of RPLMN for further action.

NOTE 2: If the MS returns to the RPLMN due to a failure to register in the selected PLMN, the upper layers of the MS can trigger PLMN selection again to initiate V2X communication over PC5.

If the PLMN selected for V2X communication over PC5 is a VPLMN, the MS shall not periodically scan for higher priority PLMNs during the duration of V2X communication over PC5.

The solution to prevent potential ping-pong between the RPLMN and the PLMN selected for V2X communication over PC5 is MS implementation specific.

## 3.2 Regional provision of service

An MS may have a "regionally restricted service" where it can only obtain service on certain areas (i.e. LAs or TAs). If such an MS attempts to camp on a cell of an area for which it does not have service entitlement, when it does an LR request, it will receive a message with cause value #12 (see 3GPP TS 24.008 [23], 3GPP TS 24.301 [23A] and 3GPP TS 24.501 [64]). In this case, the MS shall take the following actions depending on the access technology in which the message was received:

GSM, GSM COMPACT or UTRAN:

- The MS stores the forbidden LA identity (LAI) in a list of "forbidden location areas for regional provision of service", to prevent repeated access attempts on a cell of the forbidden LA. This list is deleted when the MS is switched off, the SIM is removed or periodically (with period in the range 12 to 24 hours). The MS enters the limited service state.

E-UTRAN:

The MS stores the forbidden TA identity (TAI) in a list of "forbidden tracking areas for regional provision of service", to prevent repeated access attempts on a cell of the forbidden TA. This list is deleted when the MS is switched off, the SIM is removed or periodically (with period in the range 12 to 24 hours). The MS enters the limited service state.

NG-RAN:

The MS stores the forbidden TA identity (TAI) in a list of "5GS forbidden tracking areas for regional provision of service", to prevent repeated access attempts on a cell of the forbidden TA. This list is deleted when the MS is switched off, the SIM is removed or periodically (with period in the range 12 to 24 hours). The MS enters the limited service state.

In A/Gb mode, a cell may be reserved for SoLSA exclusive access (see 3GPP TS 24.008 [23] and 3GPP TS 44.060 [39]). An MS is only allowed to camp normally on such a cell if it has a Localised Service Area subscription to the cell. Other MS may enter the limited service state.

NOTE 1: In A/Gb mode, in a SoLSA exclusive cell the MCC+MNC code is replaced by a unique escape PLMN code (see 3GPP TS 23.073), not assigned to any PLMN, in SI3 and SI4. An MS not supporting SoLSA may request for location update to an exclusive access cell. In this case the location attempt is rejected with the cause "PLMN not allowed" and the escape PLMN code is added to the list of the "forbidden PLMNs".

The MS operating in SNPN access mode shall maintain one or more lists of "5GS forbidden tracking areas for regional provision of service", each associated with an SNPN and, if the MS supports access to an SNPN using credentials from a credentials holder, entry of the "list of subscriber data" or the PLMN subscription. The MS shall use the list of "5GS forbidden tracking areas for regional provision of service" associated with the selected SNPN and, if the MS supports access to an SNPN using credentials from a credentials holder, the selected entry of the "list of subscriber data" or the selected PLMN subscription. If the MS selects a new SNPN, the MS shall keep the list of "5GS forbidden tracking areas for regional provision of service" associated with the previously selected SNPN and, if the MS supports access to an SNPN using credentials from a credentials holder, the previously selected entry of the "list of subscriber data" or the previously selected PLMN subscription. If the number of the lists to be kept is higher than supported, the MS shall delete the oldest stored list of "5GS forbidden tracking areas for regional provision of service". The MS shall delete all lists of "5GS forbidden tracking areas for regional provision of service", when the MS is switched off. The MS shall delete the list of "5GS forbidden tracking areas for regional provision of service" associated with an SNPN:

- a) when the entry with the subscribed SNPN identifying the SNPN in the "list of subscriber data" is updated;
- b) when the USIM is removed if:
  - EAP based primary authentication and key agreement procedure using EAP-AKA'; or
  - 5G AKA based primary authentication and key agreement procedure;was performed in the selected SNPN; or
- c) if the MS supports access to an SNPN using credentials from a credentials holder, when the list of "5GS forbidden tracking areas for regional provision of service" is associated with:

- the entry of the "list of subscriber data" and the entry of the "list of subscriber data" is updated; or
- the PLMN subscription and USIM is removed.

NOTE 2: The number of the lists of "5GS forbidden tracking areas for regional provision of service" supported by the MS is MS implementation specific.

### 3.3 Borders between registration areas

If the MS is moving in a border area between registration areas, it might repeatedly change between cells of different registration areas. Each change of registration area would require an LR, which would cause a heavy signalling load and increase the risk of a paging message being lost. The access stratum shall provide a mechanism to limit this effect.

### 3.4 Access control

#### 3.4.1 Access control

Due to problems in certain areas, network operators may decide to restrict access from some MSs (e.g., in case of congestion), and for this reason, a mechanism for common access control is provided. In A/Gb mode and Iu mode a mechanism for domain specific access control is also provided (see 3GPP TS 43.022 [35], 3GPP TS 44.018 [34] and 3GPP TS 25.304 [32]).

A mechanism to restrict access is provided via EAB. A network operator can restrict network access of those MSs that are configured for EAB in addition to common access control and domain specific access control.

The MS can be configured for EAB in the USIM (see 3GPP TS 31.102 [40]) or in the ME (see 3GPP TS 24.368 [50]). An MS that supports EAB shall follow the EAB mechanism (see 3GPP TS 24.008 [23], 3GPP TS 24.301 [23A], 3GPP TS 44.018 [34], 3GPP TS 25.331 [33], 3GPP TS 36.331 [42]) when configured for EAB.

The MS can be configured for ACDC in the USIM (see 3GPP TS 31.102 [40]) or in the ME (see 3GPP TS 24.105 [53]). An MS that supports ACDC shall follow the ACDC mechanism (see 3GPP TS 24.008 [23], 3GPP TS 24.301 [23A], 3GPP TS 25.331 [33], 3GPP TS 36.331 [42]) when configured for ACDC.

The MS can be configured in the USIM (see 3GPP TS 31.102 [40]) or in the ME (see 3GPP TS 24.368 [50]) to override EAB. An MS that supports overriding EAB shall follow the overriding EAB mechanism (see 3GPP TS 24.008 [23], 3GPP TS 24.301 [23A]) when configured to allow overriding EAB.

In the case that a network operator decides to restrict access they may as an option allow restricted MSs to respond to paging messages and/or to perform location registrations. Mechanisms to allow this optional access are provided (see 3GPP TS 25.304 [32]).

A network operator can also restrict some MSs to access the network for location registration, although via common access class control or domain specific access class control the MSs are permitted to access the network for other purposes.

If the MS is accessing the network with a special access class (Access classes 11 to 15), then the MS shall ignore EAB and ACDC.

NOTE: The conditions when the MS is allowed to access the network with access class 11 – 15 are specified in 3GPP TS 22.011 [138].

If an MS configured for EAB is initiating an emergency call, then the MS shall ignore EAB.

If an MS configured for EAB is responding to paging, then the MS shall ignore EAB.

If an MS configured for ACDC is responding to paging, then the MS shall ignore ACDC.

If an MS configured for ACDC is initiating an emergency call, then the MS shall ignore ACDC.

If an MS configured for ACDC and the MO MMTEL voice call is started, the MO MMTEL video call is started or the MO SMSoIP is started (see 3GPP TS 24.008 [23], 3GPP TS 24.301 [23A]), then the MS shall ignore ACDC.

### 3.4.2 Forbidden LA or TA for regional provision of service

The MS is not allowed to initiate establishment of a CM connection except for an emergency call when camped on a cell of an LA or TA of which belongs to the list of "forbidden location areas for regional provision of service" or "forbidden tracking areas for regional provision of service". The MS may respond to paging.

The MS is not allowed to request GPRS services except for an emergency bearer services or for access to RLOS when camped on a cell of an LA or TA of which belongs to the list of "forbidden location areas for regional provision of service" or "forbidden tracking areas for regional provision of service".

The MS is not allowed to request 5GS services except emergency services when camped on a cell of a TA of which belongs to the list of "5GS forbidden tracking areas for regional provision of service".

## 3.5 No suitable cell (limited service state)

There are a number of situations in which the MS is unable to obtain normal service from a PLMN or SNPN. These include:

- a) Failure to find a suitable cell of the selected PLMN or of the selected SNPN;
- b) No SIM in the MS or the "list of subscriber data" with no valid entry;
- c) A "PLMN not allowed", "Requested service option not authorized in this PLMN" or "Serving network not authorized" response in case of PLMN or a "Temporarily not authorized for this SNPN" or "Permanently not authorized for this SNPN" response in case of SNPN when an LR is received;
- d) An "illegal MS" or "illegal ME" response when an LR is received (Any SIM or the corresponding entry of the "list of subscriber data" in the ME is then considered "invalid");
- e) An "IMSI unknown in HLR" response when an LR is received (Any SIM in the ME is then considered "invalid" for non-GPRS services);
- f) A "GPRS services not allowed" response when an LR of a GPRS MS attached to GPRS services only is received (The cell selection state of GPRS MSs attached to GPRS and non-GPRS depends on the outcome of the location updating), or an "EPS services not allowed" response is received when an EPS attach, tracking area update or service request is performed, or a "5GS services not allowed" response is received when a registration or service request is performed;
- g) Power saving mode (PSM) is activated (see 3GPP TS 23.682 [27A]);
- h) Mobile initiated connection only (MICO) mode is activated (see 3GPP TS 23.501 [62] and 3GPP TS 23.502 [63]).
- i) MS supporting CAG is camped on a CAG cell belonging to a PLMN, the CAG-ID of the CAG cell is not manually selected by the user and none of the CAG-ID(s) of the CAG cell are present in the "Allowed CAG list" associated with that PLMN in the "CAG information list";
- j) MS supporting CAG is camped on a non-CAG cell belonging to a PLMN, the PLMN ID of the non-CAG cell without a CAG-ID is not manually selected by the user and the UE is configured with "indication that the MS is only allowed to access 5GS via CAG cells" for that PLMN in the "CAG information list"; and
- k) MS supporting CAG is camped on a CAG cell belonging to a PLMN, the CAG-ID of the CAG cell is not manually selected by the user and the "CAG information list" does not contain an entry for the PLMN (e.g. because the UE is not (pre-)configured with a "CAG information list").

(In automatic PLMN selection mode, items a, c and f would normally cause a new PLMN selection, but even in this case, the situation may arise when no PLMNs are available and allowable for use).

(In automatic SNPN selection mode, items a, c, d, and f would normally cause a new SNPN selection if there are two or more entries in the "list of subscriber data", but even in this case, the situation may arise when no SNPNS are available and allowable for use).

For the items a to f, if the MS does not operate in SNPN access mode, the MS attempts to camp on an acceptable cell, irrespective of its PLMN identity, so that emergency calls or access to RLOS can be made if necessary, with the exception that an MS operating in NB-S1 mode, shall never attempt to make emergency calls or to access RLOS. When in the limited service state with a valid SIM, the MS shall search for available and allowable PLMNs in the manner described in clause 4.4.3.1 and when indicated in the SIM also as described in clause 4.4.3.4. For an MS that is not in eCall only mode, with the exception of performing GPRS attach or EPS attach for emergency bearer services, performing an initial registration for emergency services, or performing EPS attach for access to RLOS, no LR requests are made until a valid SIM is present and either a suitable cell is found or a manual network reselection is performed. For an MS in eCall only mode, no LR requests are made except for performing EPS attach for emergency bearer services or an initial registration for emergency services. When performing GPRS attach or EPS attach for emergency bearer services, an initial registration for emergency services, or performing EPS attach for access to RLOS, the PLMN of the current serving cell is considered as the selected PLMN for the duration the MS is attached for emergency bearer services, registered for emergency services, or attached for access to RLOS. In the limited service state the presence of the MS need not be known to the PLMN on whose cell it has camped. If the MS is enabled for SNPN, the MS needs to make an emergency call, there is no available PLMN supporting emergency services and the MS determines that there is an available SNPN supporting emergency services (based on broadcasted information of SNPN support for emergency services), the MS may start operating in SNPN access mode and attempt to camp on a cell of the SNPN supporting emergency services. After an emergency call is released, the MS should stop operating in SNPN access mode and perform PLMN selection.

For the items a, c, d and f, if the MS operates in SNPN access mode and the MS has a valid entry in the "list of subscriber data", the MS shall search for available and allowable SNPNS in the manner described in clause 4.9.3.1. For the item b, if the MS operates in SNPN access mode, the MS:

- attempts to camp on an acceptable cell so that emergency calls can be made if supported and necessary; and
- may perform SNPN selection procedure for onboarding services in SNPN if the MS is configured with the default UE credentials.

When in the limited service state, with the exception of performing an initial registration for emergency services, no LR requests are made until a valid entry of the "list of subscriber data" is present and either a suitable cell is found or a manual network reselection is performed. In the limited service state, the presence of the MS need not be known to the SNPN on whose cell it has camped. If the MS needs to make an emergency call, the MS supports accessing a PLMN, and there is no available SNPN supporting emergency services, the MS shall stop operating in SNPN access mode and attempt to camp on a cell of a PLMN so that emergency calls can be made. After an emergency call is released, the MS may re-start operating in SNPN access mode and perform SNPN selection.

There are also other conditions under which only emergency calls or access to RLOS may be made if the MS does not operate in SNPN access mode. These are shown in table 2 in clause 5. ProSe communications can be initiated if necessary (see 3GPP TS 24.334 [51] or 3GPP TS 24.554 [80]) when in the limited service state due to items a) or c) or f). V2X communication over PC5 can be initiated if necessary (see 3GPP TS 24.386 [59] or 3GPP TS 24.587 [75]) when in the limited service state due to items a) or c) or f).

## 3.6 CTS fixed part selection (A/Gb mode only)

In CTS mode only or in automatic mode with CTS preferred, the CTS MS normally operates on a CTS fixed part on which the mobile station is already enrolled. If the CTS MS loses CTS coverage in these modes, it shall attempt periodically to select again a CTS fixed part.

To select a CTS fixed part, the CTS MS shall listen to the CTSBCH frequencies of all the fixed parts on which the MS is currently enrolled.

If the CTS MS is moving in a border area between one area with CTS coverage and one without it, it might repeatedly require CTS attachments and LU on the PLMN. To prevent this, the criteria C1\_CTS and C2\_CTS (defined in 3GPP TS 45.008 [25] clause 11.1) are used. To attach to a CTS FP, the C1\_CTS criterion shall be greater than zero. When the C2\_CTS criterion falls below zero, the CTS MS shall consider itself to be no more under CTS coverage.

## 3.7 NAS behaviour configuration

NAS behaviour can be operator configurable using parameters in the USIM (see 3GPP TS 31.102 [40]) or in the ME (see 3GPP TS 24.368 [50]). For parameters available in both the USIM and the ME, precedence is specified in 3GPP TS 31.102 [40] clause 5.2.29.

## 3.8 CAG selection (N1 mode only)

The MS may support CAG.

If the MS supports CAG, the MS can be provisioned by the network with a "CAG information list", consisting of zero or more entries, each containing:

- a) a PLMN ID;
- b) an "Allowed CAG list". The "Allowed CAG list" contains zero or more CAG-IDs; and
- c) an optional "indication that the MS is only allowed to access 5GS via CAG cells".

The "CAG information list" provisioned by the network is stored in the non-volatile memory of the ME, as specified in 3GPP TS 24.501 [64] annex C.

NOTE 1: When the MS is registering or registered to a PLMN other than the HPLMN or EHPLMN, then the HPLMN will send a "CAG information list" consisting of CAG subscription information related to the serving PLMN only. When the MS is registering or registered to the HPLMN or EHPLMN then the HPLMN or EHPLMN can send CAG subscription information related to any PLMN in the "CAG information list".

In addition, the MS can also be pre-configured with a "CAG information list" stored in the USIM (see 3GPP TS 31.102 [40]). The "Allowed CAG list" included in the entry for the HPLMN or EHPLMN in "CAG information list" stored in the USIM can contain a range of CAG-IDs.

3GPP TS 24.501 [64] annex C specifies condition under which the "CAG information list" stored in the ME is deleted. Additionally, when a USIM is inserted, if:

- no "CAG information list" is stored in the non-volatile memory of the ME; or
- the SUPI from the USIM does not match the SUPI stored together with the "CAG information list" in the non-volatile memory of the ME;

and the MS has a "CAG information list" stored in the USIM (see 3GPP TS 31.102 [22]), the MS shall store the "CAG information list" from the USIM into the ME, as specified in 3GPP TS 24.501 [64] annex C. If an entry in the "CAG information list" stored in the USIM includes an "Allowed CAG list" which contains a range of CAG-IDs, the range of CAG-IDs can be replaced with individual CAG-IDs matching the range up to ME implementation.

NOTE 2: The MS ignores the "CAG information list" stored in the USIM except when the USIM is inserted.

If the MS supports CAG and a PLMN is selected as described in clause 4.4.3.1.1, the automatic CAG selection is performed as part of clause 4.4.3.1.1.

If the MS supports CAG and a PLMN is selected as described in clause 4.4.3.1.2, the manual CAG selection is performed as part of clause 4.4.3.1.2.

The NAS shall provide the AS with a "CAG information list", if available. If the contents of the "CAG information list" have changed, the NAS shall provide an updated "CAG information list" to the AS. If an entry in the "CAG information list" includes an "Allowed CAG list" which contains a range of CAG-IDs, whether the NAS provides the AS the range of CAG-IDs or individual CAG-IDs matching the range is up to ME implementation.

The "indication that the MS is only allowed to access 5GS via CAG cells" is not applicable in EPS.

## 3.9 SNPN selection

An MS may be enabled for SNPN.



An MS enabled for SNPN may operate in SNPN access mode.

An MS may support onboarding services in SNPN.

An MS enabled for SNPN may support access to an SNPN using credentials from a credentials holder.

With the exception of onboarding services in SNPN, the MS operating in SNPN access mode selects:

- a) an SNPN for which it is configured with a subscriber identifier and credentials; or
- b) if the MS supports access to an SNPN using credentials from a credentials holder, an SNPN which supports access using credentials from a credentials holder.

The MS can have several sets of subscriber identifiers, credentials, SNPN identities, and other parameters related to SNPN selection (see clause 4.9.3.0). There are two modes for SNPN selection:

- i) Automatic SNPN selection mode.
- ii) Manual SNPN selection mode.

For onboarding services in SNPN, the MS operating in SNPN access mode selects an SNPN indicating that onboarding is allowed. There are two modes for SNPN selection for onboarding services in SNPN:

- i) Automatic SNPN selection mode.
- ii) Manual SNPN selection mode.

### 3.10 Minimization of service interruption

The MS may support Minimization of service interruption (MINT).

MINT is not applicable in SNPNS.

For a PLMN that provides disaster roaming services, if one of the CAG ID(s) broadcasted by a CAG cell for the PLMN is present in the "Allowed CAG list" included in the entry for the PLMN in the "CAG information list", then the UE may attempt to access the PLMN on the CAG cell for disaster roaming services.

If the MS supports MINT, the MS can be provisioned by the network with:

- a) an indication of whether disaster roaming is enabled in the UE, provided by the HPLMN;
- b) a "list of PLMN(s) to be used in disaster condition" provided by the HPLMN, consisting of zero or more entries, each containing a PLMN ID. The PLMNs are listed in order of decreasing priority, with the first PLMN being the highest priority PLMN;
- c) one or more "lists of PLMN(s) to be used in disaster condition" provided by a VPLMN, consisting of zero or more entries, each containing a PLMN ID. The PLMNs are listed in order of decreasing priority, with the first PLMN being the highest priority PLMN;
- d) a disaster roaming wait range consisting of a minimum wait time and a maximum wait time;
- e) a disaster return wait range consisting of a minimum wait time and a maximum wait time; and
- f) an indication of 'applicability of "lists of PLMN(s) to be used in disaster condition" provided by a VPLMN', provided by the HPLMN.

The network may provide the "list of PLMN(s) to be used in disaster condition", the disaster roaming wait range and the disaster return wait range to the UE during a successful registration procedure or a generic UE configuration update procedure. The network may also provide the disaster return wait range to the UE during a network initiated de-registration procedure, an unsuccessful registration procedure or an unsuccessful service request procedure. The HPLMN may also provide an indication of whether disaster roaming is enabled in the UE and an indication of 'applicability of "lists of PLMN(s) to be used in disaster condition" provided by a VPLMN' during a UE parameters update procedure.

The indication of whether disaster roaming is enabled in the UE, the indication of 'applicability of "lists of PLMN(s) to be used in disaster condition" provided by a VPLMN', one or more instances of "list of PLMN(s) to be used in disaster condition" each stored with the PLMN identity of the PLMN that provided it, the disaster roaming wait range and the disaster return wait range provisioned by the network are stored in the non-volatile memory of the ME, as specified in 3GPP TS 24.501 [64] annex C.

In addition, the MS can also be pre-configured with an indication of whether disaster roaming is enabled in the UE, the indication of 'applicability of "lists of PLMN(s) to be used in disaster condition" provided by a VPLMN', a "list of PLMN(s) to be used in disaster condition" provided by the HPLMN, a disaster roaming wait range and a disaster return wait range stored in the USIM (see 3GPP TS 31.102 [40]).

3GPP TS 24.501 [64] annex C specifies the conditions under which the indication of whether disaster roaming is enabled in the UE, the indication of 'applicability of "lists of PLMN(s) to be used in disaster condition" provided by a VPLMN', the one or more "lists of PLMN(s) to be used in disaster condition", the disaster roaming wait range and the disaster return wait range stored in the ME are deleted. Additionally:

a) when a USIM is inserted:

1) if:

- i) no indication of whether disaster roaming is enabled in the UE is stored in the non-volatile memory of the ME; or
- ii) the SUPI from the USIM does not match the SUPI stored together with the indication of whether disaster roaming is enabled in the UE in the non-volatile memory of the ME;

and the MS has an indication of whether disaster roaming is enabled in the UE stored in the USIM (see 3GPP TS 31.102 [22]), the MS shall store the indication of whether disaster roaming is enabled in the UE from the USIM into the ME, as specified in 3GPP TS 24.501 [64] annex C;

2) if:

- i) no disaster roaming wait range is stored in the non-volatile memory of the ME; or
- ii) the SUPI from the USIM does not match the SUPI stored together with the disaster roaming wait range in the non-volatile memory of the ME;

and the MS has a disaster roaming wait range stored in the USIM (see 3GPP TS 31.102 [22]), the MS shall store the disaster roaming wait range from the USIM into the ME, as specified in 3GPP TS 24.501 [64] annex C; and

3) if:

- i) no disaster return wait range is stored in the non-volatile memory of the ME; or
- ii) the SUPI from the USIM does not match the SUPI stored together with the disaster return wait range in the non-volatile memory of the ME;

and the MS has a disaster return wait range stored in the USIM (see 3GPP TS 31.102 [22]), the MS shall store the disaster return wait range from the USIM into the ME, as specified in 3GPP TS 24.501 [64] annex C;

4) if:

- i) the indication of 'applicability of "lists of PLMN(s) to be used in disaster condition" provided by a VPLMN' is stored in the non-volatile memory of the ME; or
- ii) the SUPI from the USIM does not match the SUPI stored together with the indication of 'applicability of "lists of PLMN(s) to be used in disaster condition" provided by a VPLMN' in the non-volatile memory of the ME;

and the MS has an indication of 'applicability of "lists of PLMN(s) to be used in disaster condition" provided by a VPLMN' stored in the USIM (see 3GPP TS 31.102 [22]), the MS shall store the indication of 'applicability of "lists of PLMN(s) to be used in disaster condition" provided by a VPLMN' from the USIM into the ME, as specified in 3GPP TS 24.501 [64] annex C; and

5) if:

- i) no "list of PLMN(s) to be used in disaster condition" provided by the HPLMN is stored in the non-volatile memory of the ME; or
- ii) the SUPI from the USIM does not match the SUPI stored together with the "list of PLMN(s) to be used in disaster condition" provided by the HPLMN in the non-volatile memory of the ME;

and the MS has a "list of PLMN(s) to be used in disaster condition" provided by the HPLMN stored in the USIM (see 3GPP TS 31.102 [22]), the MS shall store the "list of PLMN(s) to be used in disaster condition" provided by HPLMN from the USIM into the ME, as specified in 3GPP TS 24.501 [64] annex C;

b) when the ME receives a USAT REFRESH command indicating that:

- 1) the indication of whether disaster roaming is enabled in the UE stored in the USIM has been updated, the MS shall store the indication of whether disaster roaming is enabled in the UE from the USIM into the ME, as specified in 3GPP TS 24.501 [64] annex C;
- 2) the disaster roaming wait range stored in the USIM has been updated, the MS shall store the disaster roaming wait range from the USIM into the ME, as specified in 3GPP TS 24.501 [64] annex C;
- 3) the disaster return wait range stored in the USIM has been updated, the MS shall store the disaster return wait range from the USIM into the ME, as specified in 3GPP TS 24.501 [64] annex C;
- 4) the indication of 'applicability of "lists of PLMN(s) to be used in disaster condition" provided by a VPLMN' stored in the USIM has been updated, the MS shall store the indication of 'applicability of "lists of PLMN(s) to be used in disaster condition" provided by a VPLMN' from the USIM into the ME, as specified in 3GPP TS 24.501 [64] annex C; or
- 5) the "list of PLMN(s) to be used in disaster condition" provided by the HPLMN stored in the USIM has been updated, the MS shall store the "list of PLMN(s) to be used in disaster condition" provided by the HPLMN from the USIM into the ME, as specified in 3GPP TS 24.501 [64] annex C; or

NOTE 1: The MS ignores the indication of whether disaster roaming is enabled in the UE stored in the USIM except when the USIM is inserted or when the ME receives a USAT REFRESH command indicating that the indication of whether disaster roaming is enabled in the UE stored in the USIM has been updated.

NOTE 2: The MS ignores the disaster roaming wait range stored in the USIM except when the USIM is inserted or when the ME receives a USAT REFRESH command indicating that the disaster roaming wait range stored in the USIM has been updated.

NOTE 3: The MS ignores the disaster return wait range stored in the USIM except when the USIM is inserted or when the ME receives a USAT REFRESH command indicating that the disaster return wait range stored in the USIM has been updated.

NOTE 4: The MS ignores the indication of 'applicability of "lists of PLMN(s) to be used in disaster condition" provided by a VPLMN' stored in the USIM except when the USIM is inserted or when the ME receives a USAT REFRESH command indicating that the indication of 'applicability of "lists of PLMN(s) to be used in disaster condition" provided by a VPLMN' stored in the USIM has been updated.

NOTE 5: The MS ignores the "list of PLMN(s) to be used in disaster condition" provided by the HPLMN stored in the USIM except when the USIM is inserted or when the ME receives a USAT REFRESH command indicating that the "list of PLMN(s) to be used in disaster condition" provided by the HPLMN stored in the USIM has been updated.

If the MS does not have an indication of whether disaster roaming is enabled in the UE stored in the ME, or the indication of whether disaster roaming is enabled in the UE stored in the ME is set to "Disaster roaming is disabled in the UE", disaster roaming is disabled at the MS. In this case, the MS shall not perform disaster roaming.

Upon selecting a PLMN for disaster roaming, if there is a disaster roaming wait range stored in the ME, the MS shall generate a random number within the disaster roaming wait range and start a timer set to the generated random number. While the timer is running, the MS shall not initiate registration. Upon expiration of the timer, the MS may initiate registration, if still camped on the selected PLMN.

Upon determining that a disaster condition has ended and selecting the PLMN previously with disaster condition, if there is a disaster return wait range stored in the ME, the MS shall generate a random number within the disaster return wait range and start a timer set to the generated random number. While the timer is running, the MS shall not initiate registration. Upon expiration of the timer, the MS may initiate registration, if still camped on the selected PLMN.

---

## 4 Overall process structure

### 4.1 Process goal

The aim of the idle mode processes is to ensure that the registered PLMN is the selected PLMN and that the registered SNPN is the selected SNPN.

### 4.2 States description

Each of the processes of PLMN selection and SNPN selection, cell selection and location registration can be described by a set of states. The overall state of the mobile is thus a composite of the states of the three processes. In some cases, an event which causes a change of state in one process may trigger a change of state in another process, e.g., camping on a cell in a new registration area triggers an LR request. Except for SNPN selection, the relationship between the processes is illustrated in figure 1 in clause 5.

Except for SNPN selection, the states in which the MS may be, for each of the processes, are described below and illustrated in figures 2a, 2b and 3 in clause 5. For many of the states, a fuller description can be found in other Technical Specifications, and a reference to the Technical Specification is given after the state description.

In the event of any conflict between the diagrams and the text in the present document, the text takes precedence.

### 4.3 List of states

#### 4.3.1 List of states for the PLMN selection process

##### 4.3.1.1 List of states for automatic mode (figure 2a)

- A1 Trying RPLMN - The MS is trying to perform a Location Registration on the registered PLMN.
- A2 On PLMN - The MS has successfully registered on a PLMN.
- A3 Trying PLMN - The MS is trying to register on a PLMN in the ordered list of PLMNs.
- A4 Wait for PLMNs to appear - There are no allowable and available PLMNs at present and the MS is waiting for one to appear.
- A5 HPLMN search in progress - The MS is trying to find if the HPLMN is available.
- A6 No SIM - There is no SIM in the MS, or certain LR responses have been received.

##### 4.3.1.2 List of states for manual mode (figure 2b)

- M1 Trying registered PLMN - The MS is trying to perform a Location Registration on the registered PLMN.
- M2 On PLMN - The MS has successfully registered on a PLMN.
- M3 Not on PLMN - The MS has failed to register on the selected PLMN.
- M4 Trying PLMN - The MS is trying to register on a user selected PLMN.
- M5 No SIM - There is no SIM in the MS, or certain LR responses have been received.

## 4.3.2 Void

### 4.3.3 List of states for location registration (figure 3)

The states are entered depending on responses to location registration (LR) requests. Independent update states exist for GPRS and for non-GPRS operation in MSs capable of GPRS and non-GPRS services.

- L0 Null – The MS is considered in this state when switched off.
- L1 Updated - The MS enters this state if an LR request is accepted. The update status is set to "UPDATED". The GPRS and the non-GPRS update state of an MS may enter "Updated" as a result of combined signalling or as a result of individual signalling depending on the capabilities of the network.
- L2 Idle, No IMSI - The MS enters this state if an LR request is rejected with cause:
- a) IMSI unknown in HLR;
  - b) illegal ME;
  - c) illegal MS;
  - d) GPRS services not allowed,
  - e) GPRS services and non-GPRS services not allowed,
- or if there is no SIM. All update states of an MS enter this state regardless whether received by individual or combined signalling for events b) and c). Event a) has no influence on the GPRS update state. Events b) and c) result in "ROAMING NOT ALLOWED" for the GPRS and/or non-GPRS update status depending on the specific location registration procedure. Event d) results in "ROAMING NOT ALLOWED" for the GPRS update status. Event e) results in "ROAMING NOT ALLOWED" for the GPRS update status and non-GPRS update status.
- If a SIM is present, the non-GPRS update status of the SIM is set to "ROAMING NOT ALLOWED".
- L3 Roaming not allowed - The MS enters this state if it receives an LR reject message with the cause:
- a) PLMN not allowed;
  - b) Location area not allowed;
  - c) Tracking area not allowed;
  - d) Roaming not allowed in this location area;
  - e) Roaming not allowed in this tracking area;
  - f) GPRS services not allowed in this PLMN;
  - g) No suitable cells in location area;
  - h) No suitable cells in tracking area;
  - i) Not authorized for this CSG.
- Except from event f) all update states of the MS are set to "Roaming not allowed" regardless whether received by individual or combined signalling. Event f) results in "Roaming not allowed" for the GPRS update state only. Event f) has no influence on the non-GPRS update state. The behaviour of the MS in the roaming not allowed state is dependent on the LR reject cause as shown in table 2 in clause 5. Additionally:
- in automatic mode, "PLMN not allowed", "Roaming not allowed in this location area" and "Roaming not allowed in this tracking area" cause the Automatic Network Selection procedure of clause 4.4.3.1.1 to be started; it is also caused by "GPRS services not allowed in this PLMN" when received by a GPRS MS operating in MS operation mode C;

- in manual mode, "PLMN not allowed" and "Roaming not allowed" cause the Manual Network Selection procedure of clause 4.4.3.1.2 to be started; it is also caused by "GPRS services not allowed in this PLMN" when received by a GPRS MS operating in MS operation mode C.

- L4 Not updated - The MS enters this state if any LR failure not specified for states L2 or L3 occurs, in which cases the MS is not certain whether or not the network has received and accepted the LR attempt. The non-GPRS update status on the SIM and/or the GPRS update status are set to "NOT UPDATED" depending on the specific location registration procedure and their outcome.
- L5 LR request – The MS enters this state when determining that a LR request is to be made.
- L6 LR pending – The MS enters this state after having started the LR, waiting for the outcome (response message from the network).

NOTE This clause does not describe all the cases. For more details refer to 3GPP TS 24.008 [23], 3GPP TS 24.301 [23A] and 3GPP TS 24.501 [64].

## 4.4 PLMN selection process

### 4.4.1 Introduction

There are two modes for PLMN selection, automatic and manual. These are described in clauses 4.4.3 below and illustrated in figures 2a to 2b in clause 5.

NOTE: Figures 2a to 2b in clause 5 do not cover CAG selection aspects.

The MS not operating in SNPN access mode shall perform PLMN selection process.

The MS operating in SNPN access mode shall not perform PLMN selection process.

### 4.4.2 Registration on a PLMN

The MS shall perform registration on the PLMN if the MS is capable of services which require registration. In both automatic and manual modes, the concept of registration on a PLMN is used. An MS successfully registers on a PLMN if:

- a) the MS has found a suitable cell of the PLMN to camp on; and
- b) an LR request from the MS has been accepted in the registration area of the cell on which the MS is camped (see table 1).

### 4.4.3 PLMN selection

The registration on the selected PLMN and the location registration are only necessary if the MS is capable of services which require registration. Otherwise, the PLMN selection procedures are performed without registration.

The ME shall utilise all the information stored in the SIM related to the PLMN selection; e.g. "HPLMN Selector with Access Technology", "User Controlled PLMN Selector with Access Technology", "Forbidden PLMNs", "Equivalent HPLMN", see 3GPP TS 31.102 [40]. The ME shall also utilise the extension of the "forbidden PLMNs" list that it has stored locally on the ME if available.

The ME shall either utilise the "Operator controlled PLMN Selector with Access Technology" that it has stored locally on the ME, or the Operator controlled PLMN Selector with Access Technology" stored in the SIM, for the purposes of PLMN selection.

The "HPLMN Selector with Access Technology", "User Controlled PLMN Selector with Access Technology" and "Operator Controlled PLMN Selector with Access Technology" data files in the SIM include associated access technologies for each PLMN entry, see 3GPP TS 31.102 [40]. The PLMN/access technology combinations are listed in priority order. If an entry indicates more than one access technology, then no priority is defined for the access technologies within this entry and the priority applied to each access technology within this entry is an implementation issue. If no particular access technology is indicated in an entry, it shall be assumed that all access technologies supported by the ME apply to the entry. If an entry only indicates access technologies not supported by the ME, the

entry shall be ignored. If an entry indicates at least one access technology supported by the ME, the entry shall be used in the PLMN selection procedures if the other criteria defined for the specific PLMN selection procedures are fulfilled.

The Mobile Equipment stores a list of "equivalent PLMNs". This list is replaced or deleted at the end of each location update procedure, routing area update procedure, GPRS attach procedure, tracking area update procedure, EPS attach procedure, and registration procedure. The list is deleted by an MS attached for emergency bearer services or for access to RLOS after detach or registered for emergency services after deregistration. The stored list consists of a list of equivalent PLMNs as downloaded by the network plus the PLMN code of the registered PLMN that downloaded the list. All PLMNs in the stored list, in all access technologies supported by the PLMN, are regarded as equivalent to each other for PLMN selection, cell selection/re-selection and handover.

When the MS reselects to a cell in a shared network, and the cell is a suitable cell for multiple PLMN identities received on the BCCH or on the EC-BCCH the AS indicates these multiple PLMN identities to the NAS according to 3GPP TS 44.018 [34], 3GPP TS 44.060 [39], 3GPP TS 25.304 [32], 3GPP TS 36.304 [43] and 3GPP TS 38.304 [61]. The MS shall choose one of these PLMNs. If the registered PLMN is available among these PLMNs, the MS shall not choose a different PLMN.

The MS shall not use the PLMN codes contained in the "HPLMN Selector with Access Technology" data file.

It is possible for the home network operator to identify alternative Network IDs as the HPLMN. If the EHPLMN list is present, and not empty, the entries in the EHPLMN list are used in the network selection procedures. When attempting to select a network the highest priority EHPLMN that is available shall be selected. If the EHPLMN list is present and is empty or if the EHPLMN list is not present, the HPLMN derived from the IMSI is used for network selection procedures.

NOTE 1: The "HPLMN Selector with Access Technology" data file is only used by the MS to get the HPLMN access technologies related to the HPLMN code which corresponds to the PLMN code included in the IMSI if the EHPLMN list is not present or is empty. If the EHPLMN list is present then this data field is applicable to all the entries within the EHPLMN list.

NOTE 2: Different GSM frequency bands (e.g. 900, 1800, 1900, 400) are all considered GSM access technology. An MS supporting more than one band should scan all the bands it supports when scanning for GSM frequencies. However GSM COMPACT systems which use GSM frequency bands but with the CBPCCH broadcast channel are considered as a separate access technology from GSM.

NOTE 3: The inclusion of the HPLMN derived from the IMSI in the EHPLMN list is allowed. The priority of the HPLMN derived from the IMSI is given by its position in the EHPLMN list, see 3GPP TS 31.102 [40].

The MS may support minimization of service interruption (MINT).

#### 4.4.3.1 At switch-on or recovery from lack of coverage

At switch on, following recovery from lack of coverage, or when the MS stops operating in the SNPN access mode, the MS selects the registered PLMN or equivalent PLMN (if it is available) using all access technologies that the MS is capable of and if necessary (in the case of recovery from lack of coverage, see clause 4.5.2) attempts to perform a Location Registration.

NOTE 1: The MS in automatic network selection mode can end the PLMN search procedure once the registered PLMN or equivalent PLMN is found on an access technology.

NOTE 2: An MS in automatic network selection mode can use location information to determine which PLMNs can be available in its present location.

EXCEPTION: As an alternative option to this, if the MS is in automatic network selection mode and it finds coverage of an EHPLMN, the MS may register to that EHPLMN and not return to the registered PLMN or equivalent PLMN. If the EHPLMN list is not present or is empty, and the HPLMN is available, the MS may register on the HPLMN and not return to the registered PLMN or equivalent PLMN. The operator shall be able to control by SIM configuration whether an MS that supports this option is permitted to perform this alternative behaviour.

EXCEPTION: As an alternative option to this, if the MS is in automatic network selection mode, the MS has a list of "PLMNs where registration was aborted due to SOR" and the registered PLMN is part of the list of "PLMNs where registration was aborted due to SOR", the MS may choose not to return to the registered PLMN or equivalent PLMN and proceed as defined in clause 4.4.3.1.1 with the exception that in iii), the MS considers PLMNs which are in the list of "PLMNs where registration was aborted due to SOR" as lowest priority.

EXCEPTION: In A/Gb mode an MS with voice capability, shall not search for CPBCCCH carriers. In A/Gb mode an MS not supporting packet services shall not search for CPBCCCH carriers.

If successful registration is achieved, the MS indicates the selected PLMN.

If there is no registered PLMN, or if registration is not possible due to the PLMN being unavailable or registration failure, the MS follows one of the following two procedures depending on its PLMN selection operating mode. At switch on, if the MS provides the optional feature of user preferred PLMN selection operating mode at switch on then this operating mode shall be used. Otherwise, the MS shall use the PLMN selection mode that was used before switching off.

EXCEPTION: At switch on, if the MS is in manual mode, neither registered PLMN nor PLMN that is equivalent to it is available but EHPLMN is available and if the MS supports CAG per clause 4.4.3.1.2 the EHPLMN is presented to the user, then instead of performing the manual network selection mode procedure of clause 4.4.3.1.2 the MS may select and attempt registration on the highest priority EHPLMN. If the EHPLMN list is not available or is empty, the HPLMN is available and if the MS supports CAG per clause 4.4.3.1.2 the HPLMN is presented to the user, then the MS may select and attempt registration on the HPLMN. If the MS supports CAG, the (highest priority E)HPLMN is selected and the conditions in clause 4.4.3.1.1 bullet m) are not met, the NAS provides the AS with a CAG-ID if there is a CAG cell broadcasting the CAG ID for the selected PLMN and also broadcasting that the PLMN allows a user to manually select the CAG-ID; or the NAS provides the AS with an indication to select a non-CAG cell if there is a non-CAG cell for the selected PLMN and there exists an entry for the selected PLMN in the "CAG information list" includes an "indication that the MS is only allowed to access 5GS via CAG cells". The MS shall remain in manual mode.

NOTE 3: If successful registration is achieved, then the current serving PLMN becomes the registered PLMN and the MS does not store the previous registered PLMN for later use.

EXCEPTION: If registration is not possible on recovery from lack of coverage due to the registered PLMN being unavailable, an MS attached to GPRS services, attached via E-UTRAN or registered via the NG-RAN may, optionally, continue looking for the registered PLMN for an implementation dependent time.

NOTE 4: An MS attached to GPRS services, attached via E-UTRAN or registered via the NG-RAN should use the above exception only if one or more PDP contexts, PDN connections or PDU sessions are currently active.

EXCEPTION: At switch on, if the RPLMN is a PLMN with which the MS was registered for disaster roaming and the MS is registered via non-3GPP access connected to 5GCN or an NG-RAN cell of the RPLMN broadcasts neither the disaster related indication nor a "list of one or more PLMN(s) with disaster condition for which disaster roaming is offered by the available PLMN" including the determined PLMN with Disaster Condition or an allowable PLMN is available then the MS will ignore RPLMN and its equivalent PLMN.

#### 4.4.3.1.1 Automatic Network Selection Mode Procedure

The MS selects and attempts registration on other PLMN/access technology combinations, if available and, for bullets i, ii, iii, iv, v, allowable, in the following order:

- i) either the HPLMN (if the EHPLMN list is not present or is empty) or the highest priority EHPLMN that is available (if the EHPLMN list is present) ;
- ii) each PLMN/access technology combination in the "User Controlled PLMN Selector with Access Technology" data file in the SIM (in priority order);
- iii) each PLMN/access technology combination in the "Operator Controlled PLMN Selector with Access Technology" data file in the SIM (in priority order) or stored in the ME (in priority order);
- iv) other PLMN/access technology combinations with received high quality signal in random order;

NOTE 1: High quality signal is defined in the appropriate AS specification.

- v) other PLMN/access technology combinations in order of decreasing signal quality.
- vi) PLMN/NG-RAN combinations for any forbidden PLMNs broadcasting the PLMN ID of the MS determined PLMN with disaster condition or broadcasting the disaster related indication and matching the below conditions:
  - a) if the indication of 'applicability of "lists of PLMN(s) to be used in disaster condition" provided by a VPLMN' is set to true:



- each PLMN in the "list of PLMN(s) to be used in disaster condition" stored in the ME which is associated with the PLMN ID of the MS determined PLMN with disaster condition, if any, ordered based on this list; otherwise
  - if the ME does not have a stored "list of PLMN(s) to be used in disaster condition" associated with the PLMN ID of the MS determined PLMN with disaster condition, each PLMN in the "list of PLMN(s) to be used in disaster condition" stored in the ME which is associated with the PLMN ID of the HPLMN, if any, ordered based on this list.
- b) if the indication of 'applicability of "lists of PLMN(s) to be used in disaster condition" provided by a VPLMN' is set to false:
- each PLMN in the "list of PLMN(s) to be used in disaster condition" stored in the ME which is associated with the HPLMN, if any, ordered based on this list.
- vii) PLMN /NG-RAN combinations for other forbidden PLMNs broadcasting the PLMN ID of the MS determined PLMN with disaster condition or broadcasting the disaster related indication, in random order.

When following the above procedure the following requirements apply:

- a) An MS with voice capability shall ignore PLMNs for which the MS has identified at least one GSM COMPACT.
- b) In A/Gb mode or GSM COMPACT, an MS with voice capability, or an MS not supporting packet services shall not search for CPBCCCH carriers.
- c) In ii and iii, the MS should limit its search for the PLMN to the access technology or access technologies associated with the PLMN in the appropriate PLMN Selector with Access Technology list (User Controlled or Operator Controlled selector list).

An MS using a SIM without access technology information storage (i.e. the "User Controlled PLMN Selector with Access Technology" and the "Operator Controlled PLMN Selector with Access Technology" data files are not present) shall instead use the "PLMN Selector" data file, for each PLMN in the "PLMN Selector" data file, the MS shall search for all access technologies it is capable of. The priority ordering amongst the access technologies is implementation dependent.

- d) In iv, v, vi and vii, the MS shall search for all access technologies it is capable of, before deciding which PLMN to select.
- e) In ii, and iii, a packet only MS which supports GSM COMPACT, but using a SIM without access technology information storage (i.e. the "User Controlled PLMN Selector with Access Technology" and the "Operator Controlled PLMN Selector with Access Technology" data files are not present) shall instead use the "PLMN Selector" data file, for each PLMN in the "PLMN Selector" data file, the MS shall search for all access technologies it is capable of and shall assume GSM COMPACT access technology as the lowest priority radio access technology.
- f) In i, the MS shall search for all access technologies it is capable of. No priority is defined for the preferred access technology and the priority is an implementation issue, but "HPLMN Selector with Access Technology" data file on the SIM may be used to optimise the procedure.
- g) In i, an MS using a SIM without access technology information storage (i.e. the "HPLMN Selector with Access Technology" data file is not present) shall search for all access technologies it is capable of. The priority ordering amongst the access technologies is implementation dependent. A packet only MS which supports GSM COMPACT using a SIM without access technology information storage shall also assume GSM COMPACT access technology as the lowest priority radio access technology.

NOTE 2: For f) and g), the MS in automatic network selection mode can end the PLMN search procedure once the HPLMN or the highest priority EHPLMN is found on an access technology.

NOTE 3: For i, ii and iii, the MS can use location information to determine which PLMNs can be available in its present location.

- h) In v, the MS shall order the PLMN/access technology combinations in order of decreasing signal quality within each access technology. The order between PLMN/access technology combinations with different access technologies is an MS implementation issue.

NOTE 4: Requirements a) and b) apply also to requirement d), so a GSM voice capable MS should not search for GSM COMPACT PLMNs, even if capable of GSM COMPACT.

NOTE 5: Requirements a) and b) apply also to requirement f), so a GSM voice capable MS should not search for GSM COMPACT PLMNs, even if this is the only access technology on the "HPLMN Selector with Access Technology" data file on the SIM.

- i) In i to vii, the MS shall not consider PLMNs where voice service was not possible as PLMN selection candidate, unless such PLMN is available in GERAN or UTRAN or no other allowed PLMN is available.
- j) In i to v, if the MS only supports EMM-REGISTERED without PDN connection (see 3GPP TS 24.301 [23A]), the MS shall not consider PLMNs which do not advertise support of EMM-REGISTERED without PDN connection.
- k) In i to v, if the MS only supports control plane CIoT EPS optimization (see 3GPP TS 24.301 [23A]) and the MS camps on a E-UTRA cell which is not NB-IoT cell (see 3GPP TS 36.304 [43], 3GPP TS 36.331 [42]), the MS shall not consider PLMNs which do not advertise support of EPS services with control plane CIoT EPS optimization.
- l) In i to vii, if the MS is in eCall only mode, the MS shall not consider PLMNs which do not advertise support for eCall over IMS, unless such PLMNs are available in GERAN or UTRAN.

NOTE 6: As an implementation option, an MS in eCall only mode that was not able to select any PLMN according to l) can perform a second iteration of i to v with no restriction.

m) In i to vii, if the MS supports CAG and:

- 1) is provisioned with a non-empty "CAG information list", the MS shall consider a PLMN indicated by an NG-RAN cell only if:
  - A) the cell is a CAG cell and broadcasts a CAG-ID for the PLMN such that there exists an entry with the PLMN ID of the PLMN in the "CAG information list" and the CAG-ID is included in the "Allowed CAG list" of the entry; or
  - B) the cell is not a CAG cell and:
    - there is no entry with the PLMN ID of the PLMN in the "CAG information list"; or
    - there exists an entry with the PLMN ID of the PLMN in the "CAG information list" but the "indication that the MS is only allowed to access 5GS via CAG cells" is not included in the entry; or
- 2) is provisioned with an empty "CAG information list" or is not provisioned with a "CAG information list", the MS shall consider a PLMN indicated by an NG-RAN cell only if the cell is not a CAG cell.

- n) In i to vii, if the MS only supports control plane CIoT 5GS optimization (see 3GPP TS 23.501 [62]) and the MS camps on an E-UTRA cell connected to 5GCN, which is not NB-IoT cell (see 3GPP TS 36.304 [43], 3GPP TS 36.331 [42]), the MS shall not consider PLMNs which do not advertise support of 5GS services with control plane CIoT 5GS optimization.
- o) In i to vii, if the MS supports CIoT 5GS optimizations, the MS shall not consider the PLMN/access technology combinations for which the MS preferred CIoT network behaviour is not advertised as supported by the PLMN/access technology combination (see 3GPP TS 24.501 [64]).

NOTE 7: As an implementation option, the MS supporting CIoT 5GS optimizations that was not able to select any PLMN according to o) can perform a second iteration of i to v with no restriction.

- p) In iii, the MS shall use the PLMN/access technology combination in the "Operator Controlled PLMN Selector with Access Technology" stored in the ME, if the last update of the "Operator Controlled PLMN Selector with Access Technology" was due to receiving steering of roaming information containing the "list of preferred PLMN/access technology combinations" (see annex C) and storing it in the ME. Otherwise, the MS shall use the "Operator Controlled PLMN Selector with Access Technology" list retrieved from the SIM.
- q1) for vi and vii, if a forbidden PLMN is broadcasting the "list of one or more PLMN(s) with disaster condition for which disaster roaming is offered by the available PLMN", the MS shall determine the MS determined PLMN with disaster condition as follows:

- i) if the MS's RPLMN is included in any "list of one or more PLMN(s) with disaster condition for which disaster roaming is offered by the available PLMN" broadcast by any NG-RAN cell and is allowable, the MS shall consider that the MS's RPLMN is the MS determined PLMN with disaster condition; or
- ii) if the MS's RPLMN is not included in any "list of one or more PLMN(s) with disaster condition for which disaster roaming is offered by the available PLMN" broadcast by any NG-RAN cell or the MS's RPLMN is not allowable or the MS does not have a RPLMN (see table 1), the MS shall determine the MS determined PLMN with disaster condition from PLMNs:

- in the "list of one or more PLMN(s) with disaster condition for which disaster roaming is offered by the available PLMN" broadcast by any NG-RAN cell; and
- which are allowable;

in the following order:

- either the HPLMN (if the EHPLMN list is not present or is empty) or the highest priority EHPLMN that is available (if the EHPLMN list is present);
- each PLMN in the "User Controlled PLMN Selector with Access Technology" data file in the SIM (in priority order);
- each PLMN in the "Operator Controlled PLMN Selector with Access Technology" data file in the SIM (in priority order) or stored in the ME (in priority order); and
- other PLMNs.

q2) for vi and vii, if a forbidden PLMN is broadcasting the "disaster related indication", the MS shall attempt to determine the MS determined PLMN with disaster condition as follows:

- 1) if the country of the MS's RPLMN matches the country of a PLMN for which any NG-RAN cell broadcasts the "disaster related indication" and the MS's RPLMN is allowable, the MS shall consider that the MS's RPLMN is the MS determined PLMN with disaster condition; or
- 2) if the country of the MS's RPLMN does not match the country of any PLMN for which any NG-RAN cell broadcasts the "disaster related indication" or the MS's RPLMN is not allowable, the MS shall determine the MS determined PLMN with disaster condition from allowable PLMN(s) where the country of allowable PLMN(s) matches the country of a PLMN for which any NG-RAN cell broadcasts the "disaster related indication" in the following order:
  - either the HPLMN (if the EHPLMN list is not present or is empty) or the highest priority EHPLMN that is available (if the EHPLMN list is present);
  - each PLMN in the "User Controlled PLMN Selector with Access Technology" data file in the SIM (in priority order);
- each PLMN in the "Operator Controlled PLMN Selector with Access Technology" data file in the SIM (in priority order) or stored in the ME (in priority order).r) The MS shall perform vi and vii to select a PLMN for disaster roaming only if:
  - 1) the MS supports MINT;
  - 2) the indication of whether disaster roaming is enabled in the UE stored in the ME is set to "Disaster roaming is enabled in the UE";
  - 3) there is no available PLMN which is allowable;
  - 4) the MS is not in 5GMM-REGISTERED state and 5GMM-CONNECTED mode over non-3GPP access (see 3GPP TS 24.501 [64]);
- 4a) the MS does not have a PDN connection via an ePDG connected to EPC; and
- 5) an NG-RAN cell of the PLMN:
  - A) broadcasts the disaster related indication. The disaster related indication indicates that the available PLMN broadcasting this indication is the only PLMN accessible for disaster inbound roamers, that this

PLMN accepts disaster inbound roamers from any other PLMN, that a disaster condition applies to all other PLMNs in the location of the broadcast, and that the disaster inbound roamers attempt to determine the MS determined PLMN with disaster condition as per bullet q2); or

- B) broadcasts a "list of one or more PLMN(s) with disaster condition for which disaster roaming is offered by the available PLMN" which includes the MS determined PLMN with disaster condition as determined in bullet q1).
- s) In i to vii, if the MS only supports NR RedCap and the MS camps on an NR cell connected to 5GCN, the MS shall not consider PLMNs which do not advertise support of NR RedCap.
- t) In i to vii, if the MS detects a PLMN in satellite NG-RAN access technology which fulfils the conditions related to the list of "PLMNs not allowed to operate at the present UE location" as defined in clause 3.1, it shall not consider the PLMN as PLMN selection candidate for satellite NG-RAN access technology.
- u) In i to vii, if the MS detects a PLMN in a satellite E-UTRAN access technology which fulfils the conditions related to the list of "PLMNs not allowed to operate at the present UE location" as defined in clause 3.1, it shall not consider the PLMN as PLMN selection candidate for the satellite E-UTRAN access technology.

If successful registration is achieved, the MS indicates the selected PLMN.

If registration cannot be achieved because no PLMNs are available and allowable, and the MS does not support access to RLOS, the MS indicates "no service" to the user, waits until a new PLMN is available and allowable and then repeats the procedure.

If there were one or more PLMNs which were available and allowable, but an LR failure made registration on those PLMNs unsuccessful or an entry in any of the lists "forbidden location areas for roaming", "forbidden tracking areas for roaming", "5GS forbidden tracking areas for roaming", "forbidden location areas for regional provision of service", "forbidden tracking areas for regional provision of service", "5GS forbidden tracking areas for regional provision of service", "CAG information list", or "PLMNs not allowed to operate at the present UE location" prevented a registration attempt, the MS selects the first such PLMN again and enters a limited service state.

If:

- the MS supports access to RLOS;
- either the UICC containing the USIM is not present in the MS, or the UICC containing the USIM is present in the MS and the MCC part of the IMSI in the USIM is present in the RLOS allowed MCC list configured in the USIM (see 3GPP TS 31.102 [40]) or in the ME (see 3GPP TS 24.368 [50]);
- one or more PLMNs offering access to RLOS has been found;
- registration cannot be achieved on any PLMN; and
- the MS is in limited service state,

the MS shall select a PLMN offering access to RLOS as follows:

- a) if at least one preferred PLMN exists based on the RLOS preferred PLMN list configured in the USIM (see 3GPP TS 31.102 [40]) or in the ME (see 3GPP TS 24.368 [50]) and the MCC part of the preferred PLMN ID is present in the RLOS allowed MCC list configured in the USIM (see 3GPP TS 31.102 [40]) or in the ME (see 3GPP TS 24.368 [50]), the MS shall select the preferred PLMN offering access to RLOS and indicate the selected preferred PLMN for access to RLOS; and
- b) if none of the preferred PLMNs for access to RLOS is available, the MS shall evaluate the remaining PLMNs offering access to RLOS that are not in the RLOS preferred PLMN list. If the MCC part of a PLMN ID is present in the RLOS allowed MCC list configured in the USIM (see 3GPP TS 31.102 [40]) or in the ME (see 3GPP TS 24.368 [50]), the MS shall select this PLMN and indicate the selected PLMN for access to RLOS.

If registration cannot be achieved because no PLMNs are available and allowable, and if no PLMN offering access to RLOS has been found, or none of the PLMNs offering access to RLOS is allowed to be accessed according to the RLOS allowed MCC list configured in the USIM (see 3GPP TS 31.102 [40]) or in the ME (see 3GPP TS 24.368 [50]), or the MS does not support access to RLOS, the MS indicates "no service" to the user, waits until a new PLMN is available and then repeats the procedure.

#### 4.4.3.1.2 Manual Network Selection Mode Procedure

The MS indicates whether there are any PLMNs, which are available using all supported access technologies. This includes PLMNs in the "forbidden PLMNs" list, "forbidden PLMNs for GPRS service" list, PLMNs which only offer services not supported by the MS, and the list of "PLMNs not allowed to operate at the present UE location". An MS which supports GSM COMPACT shall also indicate GSM COMPACT PLMNs (which use PBCCH).

If displayed, PLMNs meeting the criteria above are presented in the following order:

- i)- either the HPLMN (if the EHPLMN list is not present or is empty) or, if one or more of the EHPLMNs are available then based on an optional data field on the SIM either only the highest priority available EHPLMN is to be presented to the user or all available EHPLMNs are presented to the user in priority order. If the data field is not present on the SIM, then only the highest priority available EHPLMN is presented;
- ii)- PLMN/access technology combinations contained in the "User Controlled PLMN Selector with Access Technology" data file in the SIM (in priority order);
- iii)- PLMN/access technology combinations contained in the "Operator Controlled PLMN Selector with Access Technology" data file in the SIM (in priority order) or stored in the ME (in priority order);
- iv)- other PLMN/access technology combinations with received high quality signal in random order;

NOTE 1: High quality signal is defined in the appropriate AS specification.

- v)- other PLMN/access technology combinations in order of decreasing signal quality.

In ii and iii, an MS using a SIM without access technology information storage (i.e. the "User Controlled PLMN Selector with Access Technology" and the "Operator Controlled PLMN Selector with Access Technology" data files are not present) shall instead present the PLMNs contained in the "PLMN Selector" data file in the SIM (in priority order).

In v, requirement h) in clause 4.4.3.1.1 applies.

In i to v, requirements j), k) and l) in clause 4.4.3.1.1 apply.

In iii, requirement p) in clause 4.4.3.1.1 applies.

In GSM COMPACT, the non-support of voice services shall be indicated to the user.

The HPLMN may provide on the SIM additional information on the available PLMNs. If this information is provided, then the MS shall indicate it to the user. This information, provided as free text may include:

- preferred partner,
- roaming agreement status,
- supported services

Furthermore, the MS may indicate whether the available PLMNs are present on the EHPLMN list, the Forbidden list, the User Controlled PLMN List or the Operator Controlled PLMN List. The MS may also indicate that the PLMN is not present on any of these lists.

If:

- the MS supports MINT;
- the MS is not registered via non-3GPP access connected to 5GCN;
- the MS has detected that the RPLMN is a PLMN with disaster condition as broadcasted by an NG-RAN cell of an available PLMN(s) (see clause 4.4.3.1.1);
- only forbidden PLMN(s) are available; and
- the MS receives indication that some of the forbidden PLMN(s) provide disaster roaming to the MS(s) of the RPLMN (see clause 4.4.3.1.1),

then the MS may indicate to the user that those PLMN(s) support disaster roaming.

In i to v, if the MS supports CAG, for each PLMN/access technology combination of NG-RAN access technology, the MS shall present to the user:

- a) the PLMN/access technology combination and a list of CAG-IDs composed of one or more CAG-IDs such that for each CAG-ID:
  - 1) there is an available CAG cell which broadcasts the CAG-ID for the PLMN; and
  - 2) the following is true:
    - i) there exists an entry with the PLMN ID of the PLMN in the "CAG information list" and the CAG-ID is included in the "Allowed CAG list" of the entry; or
    - ii) the available CAG cell broadcasting the CAG-ID for the PLMN also broadcasts that the PLMN allows a user to manually select the CAG-ID.

For each of the presented CAG-ID, the MS may indicate to the user whether the CAG-ID is present in the "Allowed CAG list" stored in the UE; and

- b) the PLMN/access technology combination without a list of CAG-IDs, if there is an available NG-RAN cell which is not a CAG cell for the PLMN. If there exists an entry for the presented PLMN in the "CAG information list" and the entry includes an "indication that the MS is only allowed to access 5GS via CAG cells", the MS may indicate to the user that the MS is only allowed to access the PLMN via CAG cells.

If the NAS receives a human-readable network name associated with a CAG-ID and a PLMN ID from the AS, the human-readable network name shall be sent along with the CAG-ID and PLMN ID to the upper layer for use in manual CAG selection.

NOTE 2: A human-readable network name can be broadcasted per CAG-ID and PLMN ID by a CAG cell.

Upon selection of a PLMN (and CAG-ID if the user selected a desired CAG-ID as well) by the user, the NAS shall provide the AS with the selected PLMN ID (and CAG-ID if the user selected a desired CAG-ID as well or an indication to select a non-CAG cell if the user did not select any CAG-ID) and the MS initiates registration on this PLMN (and on a cell which broadcasts the CAG-ID if the user selected a desired CAG-ID as well) using the access technology chosen by the user for that PLMN or using the highest priority available access technology for that PLMN, if the associated access technologies have a priority order (this may take place at any time during the presentation of PLMNs). For such a registration, the MS shall ignore the contents of the "forbidden location areas for roaming", "forbidden tracking areas for roaming", "5GS forbidden tracking areas for roaming", "forbidden location areas for regional provision of service", "forbidden tracking areas for regional provision of service", "5GS forbidden tracking areas for regional provision of service", "forbidden PLMNs for GPRS service", "PLMNs not allowed to operate at the present UE location" and "forbidden PLMNs" lists. Also for such a registration, if the NAS has provided the AS with an indication to select a non-CAG cell, the MS shall ignore the "indication that the MS is only allowed to access 5GS via CAG cells", if any, in the "CAG information list" for the selected PLMN:

- a non-CAG cell, the MS shall ignore the "indication that the MS is only allowed to access 5GS via CAG cells", if any, in the "CAG information list" for the selected PLMN; or
- a CAG cell and none of the CAG-ID(s) of the CAG cell are present in the "Allowed CAG list" associated with that PLMN in the "CAG information list", the MS shall consider the selected CAG-ID of the selected PLMN as part of the "Allowed CAG list" for the selected PLMN for this registration attempt.

NOTE 3: It is an MS implementation option whether to indicate access technologies to the user. If the MS does display access technologies, then the access technology selected by the user is only used for initial registration on the selected PLMN. If the MS does not display access technologies, then the access technology chosen for a particular PLMN should be the highest priority available access technology for that PLMN, if the associated access technologies have a priority order, and is only used for initial registration.

If the UE has a PDU session for emergency services, a PDN connection for emergency bearer services or a PDP context for emergency bearer services, manual network selection shall not be performed.

After selection of a PLMN and CAG-ID, if the AS does not provide an indication of finding a cell belonging to the selected PLMN and which broadcasts the selected CAG-ID for the registration procedure (see 3GPP TS 38.304 [40]), then:

- i) the MS shall indicate to user that it can not find the selected PLMN and CAG-ID; and
- ii) If there is an "indication that the MS is only allowed to access 5GS via CAG cells" in the "CAG information list" for the selected PLMN, the MS may attempt to camp on a suitable CAG cell broadcasting a CAG-ID present in the "Allowed CAG list" for the selected PLMN or an acceptable cell, otherwise the MS may attempt to camp on a suitable cell belonging to the selected PLMN (i.e. a non-CAG cell or a CAG cell broadcasting a CAG-ID present in the "Allowed CAG list" for the selected PLMN) or an acceptable cell.

Once the MS has registered on a PLMN selected by the user, the MS shall not automatically register on a different PLMN unless:

- i) the new PLMN is declared as an equivalent PLMN by the registered PLMN. If the MS is registered for disaster roaming services, the UE shall also detect that the new PLMN offers disaster roaming services to the determined PLMN with disaster condition as broadcasted by the NG-RAN cell of the new PLMN (see clause 4.4.3.1.1) and that the PLMN with disaster condition determined by the UE in the old PLMN is also a PLMN with disaster condition in the new PLMN;
- ii) the user selects automatic mode;
- iii) the user initiates an emergency call while the MS is in limited service state and either the network does not broadcast the indication of support of emergency calls in limited service state, the registration request for emergency services is rejected by the network or the attach request for emergency bearer services is rejected by the network; or
- iv) the user initiates access to RLOS, while the MS is in limited service state and either the network does not broadcast the indication of support of RLOS in limited service state, or the EPS attach request for access to RLOS is rejected by the network, or the EPS tracking area update request for access to RLOS is rejected by the network.

NOTE 4: If case iii) or iv) occurs, the MS can provide an indication to the upper layers that the MS has exited manual network selection mode.

Once the MS has registered on a PLMN selected by the user, the MS may automatically register on a different PLMN if:

- 1) the MS supports MINT;
- 2) the "list of PLMN(s) to be used in disaster condition" is non-empty;
- 3) there is no available PLMN which is declared as an equivalent PLMN by the RPLMN; and
- 4) the RPLMN of the MS is considered as the PLMN with disaster condition based on the determination of the MS determined PLMN with disaster condition as specified in clause 4.4.3.1.1.

NOTE 5: If the above case occurs, the MS can provide an indication to the upper layers that the MS has exited manual network selection mode.

If the user does not select a PLMN (or PLMN and CAG-ID), the selected PLMN shall be the one that was selected before the PLMN selection procedure started. If no such PLMN was selected or that PLMN is no longer available, then the MS shall attempt to camp on any acceptable cell and enter the limited service state.

If:

- the MS supports access to RLOS;
- either the UICC containing the USIM is not present in the MS, or the UICC containing the USIM is present in the MS and the MCC part of the IMSI in the USIM is present in the RLOS allowed MCC list configured in the USIM (see 3GPP TS 31.102 [40]) or in the ME (see 3GPP TS 24.368 [50]);
- one or more PLMNs offering access to RLOS has been found;
- registration cannot be achieved on any PLMN; and
- the MS is in limited service state,

the MS indicates the PLMNs offering access to RLOS, presented in the following order:

- i) PLMNs contained in the RLOS preferred PLMN list configured in the USIM (see 3GPP TS 31.102 [40]) or in the ME (see 3GPP TS 24.368 [50]) (in priority order) if the MCC part of the preferred PLMN ID is present in the RLOS allowed MCC list configured in the USIM (see 3GPP TS 31.102 [40]) or in the ME (see 3GPP TS 24.368 [50]); and
- ii) any of the remaining PLMNs offering access to RLOS that are not in the RLOS preferred PLMN list if the MCC part of the PLMN ID is present in the RLOS allowed MCC list configured in the USIM (see 3GPP TS 31.102 [40]) or in the ME (see 3GPP TS 24.368 [50]).

Upon selection of a PLMN by the user, the MS initiates registration for access to RLOS on the PLMN chosen by the user (this may take place at any time during the presentation of PLMNs).

#### 4.4.3.1.3 Manual CSG selection

##### 4.4.3.1.3.1 General

The HPLMN may configure the MS whether to provide to the user CSGs for a certain PLMN without any restriction or to provide to the user only CSGs in the Operator CSG List for that PLMN. This configuration may be done either:

- in the USIM if the Operator CSG list is available in the USIM; or
- as described in 3GPP TS 24.285 [47].

In the absence of such configuration from the HPLMN for a certain PLMN, the MS shall by default provide to the user CSGs for that PLMN without any restriction.

For PLMNs where no restriction is configured, the MS provides to the user the CSGs that are available and the associated PLMNs using all access technologies which support CSGs (see 3GPP TS 23.003 [22A]) and which are supported by the MS. For each entry in the list, an indication is provided whether that CSG identity is in the Allowed CSG list or in the Operator CSG list stored in the MS for this PLMN.

For PLMNs where the MS is configured to provide to the user only CSGs in the Operator CSG List, the MS provides to the user the CSGs that are available and in the Operator CSG list, using all access technologies which support CSGs (see 3GPP TS 23.003 [22A]) and which are supported by the MS. For each entry in the list, the MS provides to the user the associated PLMN and an indication that the CSG identity is in the Operator CSG List stored in the MS for this PLMN.

Additional requirements for the display, including for the display of HNB name, can be found in 3GPP TS 22.220 [49].

The user may select a CSG from the indicated CSGs.

If the MS has a PDN connection for emergency bearer services, manual CSG selection shall not be performed.

##### 4.4.3.1.3.2 Manual CSG selection within the RPLMN

If the user selects a CSG whose CSG identity is not included in the Allowed CSG list or Operator CSG list, then the MS shall attempt to register on a cell that corresponds to the CSG. For such a registration, the MS shall ignore the contents of the "forbidden location areas for roaming", "forbidden tracking areas for roaming", "forbidden location areas for regional provision of service", "forbidden tracking areas for regional provision of service" and "forbidden PLMNs for GPRS service" lists.

Upon successful or unsuccessful completion of the registration or if registration is not possible, because the MS is no longer in the coverage of the selected CSG, the MS shall return to automatic CSG selection mode.

Manual CSG selection within the RPLMN does not affect the current PLMN selection mode.

##### 4.4.3.1.3.3 Manual CSG selection in a PLMN different from the RPLMN

If the user selects a CSG in a PLMN that is different from the RPLMN, then the following applies:

- i) The MS shall store a duplicate of the RPLMN and a duplicate of the PLMN selection mode that were in use before the manual CSG selection was initiated, unless this manual CSG selection follows another manual CSG selection or a PLMN selection triggered by ProSe communications as specified in clause 3.1B or a PLMN selection triggered by V2X communication over PC5 as specified in clause 3.1C;



- ii) The MS shall enter into Manual mode of PLMN selection in state M4 (Trying PLMN) as defined in clause 4.3.1.2;
- iii) The MS shall select the PLMN corresponding to the CSG and attempt to register on the selected CSG cell in the PLMN. For such a registration, the MS shall ignore the contents of the "forbidden location areas for roaming", "forbidden tracking areas for roaming", "forbidden location areas for regional provision of service", "forbidden tracking areas for regional provision of service", "forbidden PLMNs for GPRS service" and "forbidden PLMNs" lists. If the registration is successful the MS remains in manual CSG selection mode, until the user selects automatic CSG selection mode, the MS is switched off or the condition of any of items iv) to viii) below is fulfilled;
- iv) If the registration fails or the MS is no longer in the coverage of the selected CSG, then the MS shall return to the stored duplicate PLMN selection mode and automatic CSG selection mode and use the stored duplicate value of RPLMN for further action;
- v) If the MS is switched off while on the selected CSG and switched on again, the MS should return to the stored duplicate PLMN selection mode, unless the MS provides the optional feature of user preferred PLMN selection operating mode at switch on. Additionally, the MS shall use the stored duplicate value of RPLMN and automatic CSG selection mode for further action;
- vi) If the user initiates a PLMN selection while on the selected CSG, the MS shall delete the stored duplicate PLMN selection mode, use the stored duplicate value of RPLMN as RPLMN, return to automatic CSG selection mode and follow the procedures (as specified for switch-on or recovery from lack of coverage) in clause 4.4.3.1. The MS shall delete the stored duplicate value of RPLMN once the PLMN selection has been completed successfully;
- vii) If the MS's E-UTRA capability is disabled as a result of successful registration (as described in 3GPP TS 24.301 [23A] clauses 5.5.1.3.4.2, 5.5.1.3.4.3, 5.5.3.3.4.2 and 5.5.3.3.4.3) and the selected CSG is not available on UTRAN radio access technology, the MS shall re-enable the E-UTRA capability, return to the stored duplicate PLMN selection mode and automatic CSG selection mode and use the stored duplicate value of RPLMN for further action; and
- viii) If the MS's E-UTRA capability is disabled as a result of performing the service request procedure (as described in 3GPP TS 24.301 [23A] clause 5.6.1.5), the selected CSG is not available on UTRAN radio access technology and the MS performed a CS call, then after the end of the call, the MS shall re-enable the E-UTRA capability, return to the stored duplicate PLMN selection mode and automatic CSG selection mode and use the stored duplicate value of RPLMN for further action.

#### 4.4.3.2 User reselection

At any time the user may request the MS to initiate reselection and registration onto an available PLMN, according to the following procedures, dependent upon the operating mode.

##### 4.4.3.2.1 Automatic Network Selection Mode

The MS selects and attempts registration on PLMN/access technology combinations, if available and allowable, in all of its bands of operation in accordance with the following order:

- i) the HPLMN (if the EHPLMN list is not present or is empty) or the highest priority EHPLMN that is available (if the EHPLMN list is present);
- ii) PLMN/access technology combinations contained in the "User Controlled PLMN Selector with Access Technology" data file in the SIM (in priority order) excluding the previously selected PLMN/access technology combination;
- iii) PLMN/access technology combinations contained in the "Operator Controlled PLMN Selector with Access Technology" data file in the SIM (in priority order) or stored in the ME (in priority order) excluding the previously selected PLMN/access technology combination;
- iv) other PLMN/access technology combinations with the received high quality signal in random order excluding the previously selected PLMN/access technology combination;

NOTE 1: High quality signal is defined in the appropriate AS specification.

v) other PLMN/access technology combinations, excluding the previously selected PLMN/access technology combination in order of decreasing signal quality or, alternatively, the previously selected PLMN/access technology combination may be chosen ignoring its signal quality;

vi) The previously selected PLMN/access technology combination.

The previously selected PLMN/access technology combination is the PLMN/access technology combination which the MS has selected prior to the start of the user reselection procedure.

NOTE 2: If the previously selected PLMN is chosen, and registration has not been attempted on any other PLMNs, then the MS is already registered on the PLMN, and so registration is not necessary.

The equivalent PLMNs list shall not be applied to the user reselection in Automatic Network Selection Mode.

When following the above procedure the requirements a), b), c), e), f), g), h), j), k), l), m), n), o) and p) in clause 4.4.3.1.1 apply: Requirement d) shall apply as shown below:

d) In iv, v, and vi, the MS shall search for all access technologies it is capable of before deciding which PLMN/access technology combination to select.

#### 4.4.3.2.2 Manual Network Selection Mode

The Manual Network Selection Mode Procedure of clause 4.4.3.1.2 is followed.

#### 4.4.3.2.3 Manual CSG selection

The procedure of clause 4.4.3.1.3 is followed.

#### 4.4.3.3 In VPLMN

##### 4.4.3.3.1 Automatic and manual network selection modes

###### 4.4.3.3.1.1 Automatic and manual network selection modes when not registered for disaster roaming services

If the MS is in a VPLMN and not registered for disaster roaming services, the MS shall periodically attempt to obtain service on its HPLMN (if the EHPLMN list is not present or is empty) or one of its EHPLMNs (if the EHPLMN list is present) or a higher priority PLMN/access technology combinations listed in "user controlled PLMN selector" or "operator controlled PLMN selector" by scanning in accordance with the requirements that are applicable to i), ii) and iii) as defined in the Automatic Network Selection Mode in clause 4.4.3.1.1. For this purpose, a value of timer T may be stored in the SIM. The interpretation of the stored value depends on the radio capabilities supported by the MS:

- For an MS that does not support any of the following: EC-GSM-IoT, Category M1 or Category NB1 (as defined in 3GPP TS 36.306 [54]), if:
  - a) the MS is in a VPLMN through satellite NG-RAN access with a shared MCC, T is in the range 6 multiplied by integer M minutes to 8 multiplied by integer M hours in 6 multiplied by integer M minutes steps. If no value for M is stored in the SIM, a default value of M equal to one is used; otherwise
  - b) T is either in the range 6 minutes to 8 hours in 6 minutes steps or it indicates that no periodic attempts shall be made. If no value for T is stored in the SIM, a default value of 60 minutes is used for T.
- For an MS that only supports any of the following or a combination of: EC-GSM-IoT, Category M1 or Category NB1 (as defined in 3GPP TS 36.306 [54]), T is either in the range 2 hours to 240 hours, using 2 hour steps from 2 hours to 80 hours and 4 hour steps from 84 hours to 240 hours, or it indicates that no periodic attempts shall be made. If no value for T is stored in the SIM, a default value of 72 hours is used.
- For an MS that supports both:
  - a) any of the following or a combination of: EC-GSM-IoT, Category M1 or Category NB1 (as defined in 3GPP TS 36.306 [54]); and

- b) any access technology other than the following: EC-GSM-IoT, Category M1 or Category NB1 (as defined in 3GPP TS 36.306 [54]),

then T is interpreted depending on the access technology in use as specified below:

- 1) if the MS is using any of the following at the time of starting timer T: EC-GSM-IoT, Category M1 or Category NB1 (as defined in 3GPP TS 36.306 [54]), T is either in the range 2 hours to 240 hours, using 2 hour steps from 2 hours to 80 hours and 4 hour steps from 84 hours to 240 hours, or it indicates that no periodic attempts shall be made. If no value for T is stored in the SIM, a default value of 72 hours is used; and
- 2) if the MS is not using any of the following at the time of starting timer T: EC-GSM-IoT, Category M1 or Category NB1 (as defined in 3GPP TS 36.306 [54]), T is either in the range 6 minutes to 8 hours in 6 minutes steps or it indicates that no periodic attempts shall be made. If the MS is using the satellite NG-RAN access technology with a shared MCC at the time of starting timer T: T is in the range 6 multiplied by integer M minutes to 8 multiplied by integer M hours in 6 multiplied by integer M minutes steps. If no value for M is stored in the SIM, a default value of M equal to one is used. If no value for T is stored in the SIM, a default value of 60 minutes is used for T.

If the MS is configured with the `MinimumPeriodicSearchTimer` as specified in 3GPP TS 24.368 [50] or 3GPP TS 31.102 [40], the MS shall not use a value for T that is less than the `MinimumPeriodicSearchTimer`. If the value stored in the SIM, or the default value for T (when no value is stored in the SIM), is less than the `MinimumPeriodicSearchTimer`, then T shall be set to the `MinimumPeriodicSearchTimer`.

The MS does not stop timer T, as described in 3GPP TS 24.008 [23] and 3GPP TS 24.301 [23A], when it activates power saving mode (PSM) (see 3GPP TS 23.682 [27A]) or mobile initiated connection only mode (MICO) as described in 3GPP TS 24.501 [64].

The MS does not stop timer T, as described in 3GPP TS 24.008 [23] and 3GPP TS 24.301 [23A], when the access stratum is de-activated due to discontinuous coverage (see 3GPP TS 23.401 [58] and 3GPP TS 24.301 [23A]).

The MS can be configured for Fast First Higher Priority PLMN search as specified in 3GPP TS 31.102 [40] or 3GPP TS 24.368 [50]. Fast First Higher Priority PLMN search is enabled if the corresponding configuration parameter is present and set to enabled. Otherwise, Fast First Higher Priority PLMN search is disabled.

The attempts to access the HPLMN or an EHPLMN or higher priority PLMN shall be as specified below:

- a) The periodic attempts shall only be performed in automatic mode when the MS is roaming, and not while the MS is attached for emergency bearer services, is registered for emergency services, has a PDU session for emergency services or has a PDN connection for emergency bearer services;
- b) The MS shall make the first attempt after a period of at least 2 minutes and at most T minutes:
  - only after switch on if Fast First Higher Priority PLMN search is disabled; or
  - after switch on or upon selecting a VPLMN if Fast First Higher Priority PLMN search is enabled.
- c) The MS shall make the following attempts if the MS is on the VPLMN at time T after the last attempt;
- d) Periodic attempts shall only be performed by the MS while in idle mode or 5GMM-CONNECTED mode with RRC inactive indication (see 3GPP TS 24.501 [64]);
  - d1) Periodic attempts may be postponed while the MS is in power saving mode (PSM) (see 3GPP TS 23.682 [27A]) or when the access stratum is deactivated due to discontinuous coverage (see 3GPP TS 23.401 [58] and 3GPP TS 24.301 [23A]).
  - d2) Periodic attempts may be postponed while the MS is receiving eMBMS transport service in idle mode (see 3GPP TS 23.246 [68]).
  - d3) Periodic attempts may be postponed till the next eDRX occasion while the MS is configured with eDRX.
  - d4) Periodic attempts may be postponed while the MS is in relaxed monitoring (see 3GPP TS 36.304 [43]).
  - d5) Periodic attempts may be postponed while the MS is in Mobile Initiated Connection Only mode (MICO).

- e) If the HPLMN (if the EHPLMN list is not present or is empty) or a EHPLMN (if the list is present) or a higher priority PLMN is not found, the MS shall remain on the VPLMN.
- f) In steps i), ii) and iii) of clause 4.4.3.1.1 the MS shall limit its attempts to access higher priority PLMN/access technology combinations to PLMN/access technology combinations of the same country as the current serving VPLMN, as defined in Annex B.

EXCEPTION: If the MS is in a VPLMN through satellite NG-RAN access or satellite E-UTRAN access with a shared MCC, the MS may attempt to access higher priority PLMN/access technology combinations irrespective of their MCC values.

EXCEPTION: If the MS is in a VPLMN, the MS may attempt to access higher priority PLMNs with a shared MCC with satellite NG-RAN access technology or satellite E-UTRAN access technology.

- f1) In the case that the MS has a stored "Equivalent PLMNs" list the MS shall only select a PLMN if it is of a higher priority than those of the same country as the current serving PLMN which are stored in the "Equivalent PLMNs" list.

EXCEPTION: If the MS is in a VPLMN through satellite NG-RAN access or satellite E-UTRAN access with a shared MCC, the MS shall only select a PLMN if it is of a higher priority than those which are stored in the "Equivalent PLMNs" list.

EXCEPTION: If the MS is in a VPLMN, the MS shall only select a PLMN if it is of a higher priority than those of the same country as the current serving PLMN or those with a shared MCC with satellite NG-RAN access technology or satellite E-UTRAN access technology which are stored in the "Equivalent PLMNs" list.

- g) Only the priority levels of Equivalent PLMNs of the same country as the current serving VPLMN, as defined in Annex B, and which are not in the list of "PLMNs where registration was aborted due to SOR" if the UE has a list of "PLMNs where registration was aborted due to SOR" shall be taken into account to compare with the priority level of a selected PLMN.
- h) If the PLMN of the highest priority PLMN/access technology combination available is the current VPLMN, or one of the PLMNs in the "Equivalent PLMNs" list and is not in the list of "PLMNs where registration was aborted due to SOR" if the UE has a list of "PLMNs where registration was aborted due to SOR", the MS shall remain on the current PLMN/access technology combination.
- i) In step iii) of clause 4.4.3.1.1 the MS shall consider PLMNs which are in the list of "PLMNs where registration was aborted due to SOR" as lowest priority, if the UE has a list of "PLMNs where registration was aborted due to SOR".

NOTE 1: As an MS implementation option, the MS can make an attempt when the timer TD, TE, TF, TG or TH expires and there is a PLMN/access technology combination which the MS could not select while the timer was running (e.g. the PLMN was in the list of PLMNs where voice service was not possible in E-UTRAN) that is higher priority than the current serving PLMN and belongs to the same country as the current serving PLMN, as defined in Annex B.

NOTE 2: As an MS implementation option, upon a transition in or out of international areas, a UE supporting satellite NG-RAN or satellite E-UTRAN can attempt to obtain service on a higher priority PLMN as defined in this clause. It is up to the UE implementation to determine when it is transitioning in and out of international areas. What constitutes an international area is out of scope of this specification and not the responsibility of 3GPP.

#### 4.4.3.3.1.2 Automatic and manual network selection modes when registered for disaster roaming services

If the MS is registered for disaster roaming services, the MS shall periodically attempt to obtain service on an allowable PLMN of the same country as the current serving PLMN in accordance with the requirements as defined in the Automatic Network Selection Mode in clause 4.4.3.1.1.

If the MS is registered for disaster roaming services, timer T is either in the range 30 minutes to 40 hours in 30 minute steps, or it indicates that no periodic attempts shall be made. If no value for T is stored in the SIM, a default value of 60 minutes is used for T.

If the MS is configured with the MinimumPeriodicSearchTimer as specified in 3GPP TS 24.368 [50] or 3GPP TS 31.102 [40], the MS shall not use a value for T that is less than the MinimumPeriodicSearchTimer. If the value stored in the SIM, or the default value for T (when no value is stored in the SIM), is less than the MinimumPeriodicSearchTimer, then T shall be set to the MinimumPeriodicSearchTimer.

The MS does not stop timer T, as described in 3GPP TS 24.008 [23] and 3GPP TS 24.301 [23A], when it activates power saving mode (PSM) (see 3GPP TS 23.682 [27A]) or mobile initiated connection only mode (MICO) as described in 3GPP TS 24.501 [64].

The attempts to obtain service on an allowable PLMN shall be as specified below:

- a) The periodic attempts shall only be performed in automatic mode when the MS is registered for disaster roaming services and does not have a PDU session for emergency services;
- b) The MS shall make the following attempts if the MS is registered for disaster roaming services at time T after the last attempt;
- c) The periodic attempts shall only be performed by the MS while in idle mode or 5GMM-CONNECTED mode with RRC inactive indication (see 3GPP TS 24.501 [64]);
- d) The periodic attempts may be postponed:
  - while the MS is in power saving mode (PSM) (see 3GPP TS 23.682 [27A]);
  - while the MS is receiving eMBMS transport service in idle mode (see 3GPP TS 23.246 [68]);
  - till the next eDRX occasion while the MS is configured with eDRX;
  - while the MS is in relaxed monitoring (see 3GPP TS 36.304 [43]);
  - while the MS is in Mobile Initiated Connection Only mode (MICO).
- e) The MS shall limit its attempts to access allowable PLMN/access technology combinations of the same country as the current serving VPLMN, as defined in Annex B.

EXCEPTION: If the MS is in a VPLMN through satellite NG-RAN access with a shared MCC, the MS may attempt to access higher priority PLMN/access technology combinations irrespective of their MCC values.

EXCEPTION: If the MS is in a VPLMN through non-satellite access, the MS may attempt to access higher priority PLMNs with a shared MCC with satellite NG-RAN access technology.

#### 4.4.3.3.2 Manual CSG selection

The procedure of clause 4.4.3.1.3 is followed.

#### 4.4.3.4 Investigation Scan for higher prioritized PLMN

The support of this procedure is mandatory if the ME supports GSM COMPACT and otherwise optional.

An MS capable of both GSM voice and packet service shall, when indicated in the SIM, investigate if there is service from a higher prioritized PLMN not offering GSM voice service, either HPLMN (if the EHPLMN list is not present or is empty) or one of its EHPLMNs (if the EHPLMN list is present) or a PLMN in a "PLMN Selector with Access Technology " data file on the SIM.

The MS shall scan for PLMNs in accordance with the requirements described for automatic network selection mode in clause 4.4.3.1.1 that are applicable to i), ii) and iii) with the exception of requirement a) and b) in clause 4.4.3.1. Requirement a) and b) that are specified for automatic network selection mode in clause 4.4.3.1 shall be ignored during the investigation scan.

If indicated on the SIM, the investigation scan shall be performed:

- i) After each successful PLMN selection and registration is completed, when the MS is in idle mode. This investigation scan may rely on the information from the already performed PLMN selection and may not necessarily require a rescan
- ii) When the MS is unable to obtain normal service from a PLMN, (limited service state) see clause 3.5.

The investigation scan is restricted to automatic selection mode and shall only be performed by an MS that is capable of both voice and packet data. It shall only be performed if the selected PLMN is not already the highest prioritized PLMN in the current country. (HPLMN in home country, otherwise according to PLMN selector lists)

The MS shall return to RPLMN after the investigation scan is performed.

If a higher prioritized PLMN not offering GSM voice service is found, this shall be indicated to the user. The MS shall not select the PLMN unless requested by the user.

#### 4.4.4 Abnormal cases

If there is no SIM in the MS, if there is an authentication failure, or if the MS receives an "IMSI unknown in HLR", "illegal ME" or "illegal MS" response to an LR request, then effectively there is no selected PLMN ("No SIM" state). In these cases, the states of the cell selection process are such that no PLMN selection information is used. Except when performing GPRS attach, EPS attach for emergency bearer services, an initial registration for emergency services, or EPS attach for access to RLOS, no further attempts at registration on any PLMN are made until the MS is switched off and on again, or a SIM is inserted. When performing GPRS attach, EPS attach for emergency bearer services, an initial registration for emergency services or EPS attach for access to RLOS, the PLMN of the current serving cell is temporarily considered as the selected PLMN.

When in Automatic Network Selection mode and the MS is in the "not updated" state with one or more suitable cells to camp on; then after the maximum allowed unsuccessful LR requests (controlled by the specific attempt counters) the MS may continue (or start if it is not running) the user reselection procedure of clause 4.4.3.2.1.

A multi mode MS that also supports 3GPP2 access technology may fall back to 3GPP2 mode if no SIM is inserted.

#### 4.4.5 Roaming not allowed in this LA or TA

If in either PLMN selection mode the LR response "Roaming not allowed in this LA" or "Roaming not allowed in this TA" is received:

The PLMN Automatic or Manual Mode Selection Procedure of clause 4.4.3.1 are followed, depending on whether the MS is in automatic or manual mode.

#### 4.4.6 Steering of roaming

If the MS receives a USAT REFRESH command qualifier (3GPP TS 31.111 [41]) of type "Steering of Roaming", the MS shall:

- a) replace the highest priority entries in the "Operator Controlled PLMN Selector with Access Technology" list stored in the ME with the list provided in the REFRESH command;
- b) delete the PLMNs identified by the list in the REFRESH command from the Forbidden PLMN list and from the Forbidden PLMNs for GPRS service list, if they are present in these lists. This includes any information stored in the SIM and the ME internal memory;
- c) take the new information into account in subsequent attempts to access a higher priority PLMN; and
- d) attempt to obtain service on a higher priority PLMN as specified in clause 4.4.3.3 by acting as if timer T that controls periodic attempts has expired.

In order to avoid unnecessary signalling, the network operator should avoid repeatedly using steering of roaming of a particular MS.

## 4.5 Location registration process

### 4.5.1 General

When the MS is switched on and capable of services requiring registration, the action taken by the location registration process is as follows:

- a) SIM present and no LR needed (because of the status of the stored registration area identity and "attach" flag): The MS is in the update state "Updated";
- b) SIM present and LR needed: A LR request is made;
- c) No SIM present: The MS enters the update state "Idle, No IMSI".

In case b) above, and subsequently whenever a LR request is made, the MS enters a state depending on the outcome of the LR request, as listed in clause 4.3.3 above. In case c) the GPRS and the non-GPRS update state enters "Idle, No IMSI".

Whenever the MS goes to connected mode and then returns to idle mode again, the MS selects the appropriate state.

A multi mode MS that also supports 3GPP2 access technology may fall back to 3GPP2 mode if no SIM is inserted.

### 4.5.2 Initiation of Location Registration

An LR request indicating Normal Updating is made when, in idle mode,

- the MS changes cell while the update status is "NOT UPDATED"; (for MS capable of GPRS and non-GPRS services when at least one of both update statuses is "NOT UPDATED")
- the MS detects that it has entered a new registration area, i.e., when the received registration area identity differs from the one stored in the MS, and the LAI, TAI or PLMN identity is not contained in any of the lists of "forbidden location areas for roaming", "forbidden tracking areas for roaming", "5GS forbidden tracking areas for roaming", "forbidden location areas for regional provision of service", "forbidden tracking areas for regional provision of service", "5GS forbidden tracking areas for regional provision of service", "forbidden PLMNs for GPRS service" or "forbidden PLMNs" respectively, while being in one of the following update statuses:
  - UPDATED;
  - NOT UPDATED;
  - ROAMING NOT ALLOWED.
- the MS detects that it has entered a new registration area, i.e., when the received registration area identity differs from the one stored in the MS, and the MS is attached for access to RLOS;
- the MS detects that it has entered a registration area that has the same identity as the one stored in the MS, while the update status is "ROAMING NOT ALLOWED", and
  - the LAI, TAI or PLMN identity is not contained in any of the lists of "forbidden location areas for roaming", "forbidden tracking areas for roaming", "5GS forbidden tracking areas for roaming", "forbidden location areas for regional provision of service", "forbidden tracking areas for regional provision of service", "5GS forbidden tracking areas for regional provision of service", "forbidden PLMNs for GPRS service" or "forbidden PLMNs" respectively; and
  - if the selected cell is a satellite NG-RAN cell or a satellite E-UTRAN cell, it does not fulfil the conditions related to the list of "PLMNs not allowed to operate at the present UE location" as defined in clause 3.1, i.e. it is considered as candidate for PLMN selection.
- the Periodic Location Updating Timer expires while the non-GPRS update status is "NOT UPDATED" (triggers Location Updating);
- the Periodic Routing Area Update timer expires while the GPRS update status is "NOT UPDATED" (triggers Routing Area Update);

- the Periodic Tracking Area Update timer expires while the EPS update status is "NOT UPDATED" (triggers Tracking Area Update);
- the Periodic Registration Update timer expires while the 5GS update status is "NOT UPDATED" (triggers mobility and periodic registration update procedure);
- a manual network reselection has been performed, an acceptable cell of the selected PLMN or the selected SNPN is present, and the MS is not in the update status "UPDATED" on the selected PLMN or the selected SNPN; or
- emergency bearer services over packet services are requested by upper layers.

An MS which is attached for PS services other than RLOS and enters a new PLMN shall perform a routing area update or a tracking area update or an MS which is registered via NG-RAN and enters a new PLMN or SNPN shall perform a registration update if the following conditions are fulfilled:

- a) if the MS:
  - 1) does not operate in SNPN access mode, is in S1 mode or N1 mode and the currently stored TAI list does not contain the TAI of the current serving cell; or
  - 2) operates in SNPN access mode;
- b) the LAI, TAI or PLMN identity of the current serving cell is not contained in any of the lists "forbidden location areas for roaming", "forbidden tracking areas for roaming", "5GS forbidden tracking areas for roaming", "forbidden location areas for regional provision of service", "forbidden tracking areas for regional provision of service", "5GS forbidden tracking areas for regional provision of service", "forbidden PLMNs for GPRS service" or "forbidden PLMNs", or the MS has a PDN connection for emergency bearer services, or the MS has a PDU session for emergency services;
- b1) if the selected cell is a satellite NG-RAN cell or a satellite E-UTRAN cell, it does not fulfil the conditions related to the list of "PLMNs not allowed to operate at the present UE location" as defined in clause 3.1, i.e. it is considered as candidate for PLMN selection; and
- c) the current update state is different from "Idle, No IMSI"; and
  - 1) the MS is configured to perform the attach procedure with IMSI at PLMN change (see "AttachWithIMSI" leaf of the NAS configuration MO in 3GPP TS 24.368 [50] or USIM file NAS<sub>CONFIG</sub> in 3GPP TS 31.102 [40]) and the new PLMN is the registered PLMN or an equivalent PLMN; or
  - 2) the MS is not configured to perform the attach procedure with IMSI at PLMN change.

An MS which is attached for access to RLOS and enters a new PLMN shall perform tracking area update if the following condition is fulfilled:

- the currently stored TAI list does not contain the TAI of the current serving cell.

If the new PLMN the MS has entered is neither the registered PLMN nor an equivalent PLMN, an MS which is attached for PS services and configured to perform the attach procedure with IMSI at PLMN change (see "AttachWithIMSI" leaf of the NAS configuration MO in 3GPP TS 24.368 [50] or USIM file NAS<sub>CONFIG</sub> in 3GPP TS 31.102 [40]) shall perform an attach procedure using IMSI as mobile identity.

An LR request indicating Periodic Location Updating is made when, in idle mode, the Periodic Location Updating timer expires while the non-GPRS update status is "UPDATED".

An LR request indicating Periodic Routing Area Update is made when the Periodic Routing Area Update timer expires while the GPRS update status is "UPDATED", except when the MS is attached for emergency bearer services.

An LR request indicating Periodic Tracking Area Update is made when the Periodic Tracking Area Update timer expires while the EPS update status is "UPDATED", except when the MS is attached for emergency bearer services.

An LR request indicating Periodic Registration Updating is made when the periodic registration timer expires while the 5GS update status is "UPDATED", except when the MS is registered for emergency services.



An LR request indicating IMSI attach is made when the MS is activated in the same location area in which it was deactivated while the non-GPRS update status is "UPDATED", and the system information indicates that IMSI attach/detach shall be used.

A GPRS attach is made by a GPRS MS when activated and capable of services which require registration. A GPRS attach may only be performed if the selected PLMN is not contained in the list of "forbidden PLMNs for GPRS service". Depending on system information about GPRS network operation mode MSs operating in MS operation mode A or B perform combined or non-combined location registration procedures. When the combined routing area update or GPRS attach is accepted with indication "MSC not reachable" or is not answered the MS performs also the corresponding location updating procedure or falls back to a GPRS only MS. When the combined routing area update or GPRS attach is rejected with cause "GPRS not allowed" the GPRS update status is "ROAMING NOT ALLOWED" and the MS performs the corresponding location updating procedure.

An LR request indicating Disaster Roaming Registration Updating is made when the MS supporting MINT needs to register to the PLMN offering disaster roaming for the first time.

Furthermore, an LR request indicating Normal Location Updating is also made when the response to an outgoing request shows that the MS is unknown in the VLR or SGSN, respectively.

Table 2 in clause 5 summarizes the events in each state that trigger a new LR request. The actions that may be taken while being in the various states are also outlined in table 2.

A GPRS MS which is both IMSI attached for GPRS and non-GPRS services and which is capable of simultaneous operation of GPRS and non-GPRS services shall perform Routing Area Update in connected mode when it has entered a new routing area which is not part of a LA contained in the list of "forbidden location areas for roaming" or "forbidden location areas for regional provision of service".

### 4.5.3 Periodic Location Registration

A Periodic Location Updating timer (for non-GPRS operation), a Periodic Routing Area Update timer (for GPRS operation), a Periodic Tracking Area Update timer (for EPS operation) and a Periodic Registration Update timer (for 5GS operation) with the following characteristics shall be implemented in the MS (MS shall implement all timers corresponding to supported operations):

- i) Upon switch on of the MS or when the system information indicates that periodic location registration shall be applied, and the timer is not running, the timer shall be loaded with a random value between 0 and the broadcast or signalled time-out value and started.
- ii) The time-out value for the Periodic Location Updating timer shall be within the range of 1 deci-hour to 255 deci-hours with a granularity of 1 deci-hour.
- iii) When the timer reaches its expiry value, it shall be initiated with respect to the relevant time-out value, and the MS shall initiate the Periodic Location Registration corresponding to the expired timer. If the MS is attached for emergency bearer services or the MS is registered for emergency services, the MS shall locally detach instead of performing Periodic Location Registration.
- iv) The Periodic Location Updating timer shall be prevented from triggering Periodic Location Updating during connected mode. When the MS returns to idle mode, the Periodic Location Updating timer shall be initiated with respect to the broadcast time-out value, then started. Thereafter, the procedure in iii) shall be followed.
- v) The Periodic Routing Area Update timer shall be prevented from triggering the Periodic Routing Area Update during Ready state. At transition from Ready to Standby state the Periodic Routing Area Update timer shall be initiated with respect to its time-out value, then started. Thereafter, the procedure in iii) shall be followed.
- vi) If the MS performs a successful combined Routing Area Update the Periodic Location Updating timer shall be prevented from triggering the Periodic Location Updating until the MS starts using Location Updating procedure, for example because of a changed network operation mode or the MS uses non-GPRS services only.
- vii) When a change in the time-out value occurs (at a change of serving cell or a change in the broadcast time-out value or a change in the signalled time-out value), the related timer shall be reloaded so that the new time to expiry will be: "old time to expiry" modulo "new time-out value".
- viii) The Periodic Tracking Area Update timer shall be prevented from triggering Periodic Tracking Area Updating during connected mode. When the MS returns to idle mode, the Periodic Tracking Area Update timer

shall be initiated with respect to the signalled time-out value, then started. Thereafter, the procedure in iii) shall be followed.

- ix) The Periodic Registration Update timer shall be prevented from triggering Periodic Registration Updating during connected mode. If periodic timer is not running due to Strictly periodic registration feature, when the MS returns to idle mode, the Periodic Registration Update timer shall be initiated with respect to the signalled time-out value, then started. Thereafter, the procedure in iii) shall be followed.

#### 4.5.4 IMSI attach/detach operation

The system information will contain an indicator indicating whether or not IMSI attach/detach operation is mandatory to use in the cell. The MS shall operate in accordance with the received value of the indicator.

A GPRS MS shall perform GPRS attach/detach procedures independent of the value of the IMSI attach/detach indicator. When a GPRS MS has to perform IMSI attach/detach independent of GPRS procedures (for example GPRS network operation mode 2) the handling described in the clause above applies.

When IMSI attach/detach operation applies, an MS shall send the IMSI detach message to the network when the MS is powered down or the SIM is removed while the update status is "UPDATED". The IMSI detach message will not be acknowledged by the network.

When the MS returns to the active state, the MS shall perform an LR request indicating IMSI attach, provided that the MS still is in the same registration area. If the registration area has changed, an LR request indicating Normal Location Updating according to clause 4.5.2 shall be performed.

#### 4.5.5 No Suitable Cells In Location Area

If during location registration the LR response "No Suitable Cells In Location Area" or "No Suitable Cells In Tracking Area" is received:

- The MS shall attempt to find another LA or TA of the same PLMN, the same SNPN, an equivalent PLMN on which it received the LR response. If the MS is able to find another LA or TA it shall attempt registration. If the MS is unable to find an LA or TA, the PLMN Automatic or Manual Mode Selection Procedure of clause 4.4.3.1 or the SNPN Automatic or Manual Mode Selection Procedure of clause 4.9.3.1 shall be followed, depending on whether the MS is in automatic or manual mode and whether the MS operates in SNPN access mode.

### 4.6 Service indication (A/Gb mode only)

This is an indication to the user that service or CTS service is available.

The service indication should be set if the following conditions are all satisfied:

- a) Cell Selection: Camped on a suitable cell and in updated state, or in connected mode having been camped on a suitable cell.
- b) Location registration: In updated state, for MSs capable of services requiring registration.

A specific CTS service indication should be set when the CTS MS is attached to a CTS FP.

However due to the fact that there may be some transitory changes of state, the service indication is permitted to continue to be set for up to 10 seconds after the above conditions cease to be met. Also the service indication is permitted to take up to 1 second to be set after the above conditions are met.

### 4.7 Pageability of the mobile subscriber

An MS is required to listen to all paging messages that could address it (see 3GPP TS 45.002 [24]), when the following conditions are all satisfied:

- A SIM is inserted;
- The MS is camped on a cell;

- The MS is not in state "Idle, No IMSI"; and
- The MS is not performing the task to search for available PLMNs or available SNPNs. (Whenever possible during this task, the MS should listen for paging.) However, when the MS is camped on a cell, is registered in a PLMN and is performing its regular search for a higher priority PLMN, as specified in 3GPP TS 22.011 [9], then it shall listen to all paging messages that could address it.

NOTE: In A/Gb mode, during cell reselection there is a certain period when the MS is no longer camped on the old cell but must decode the full BCCH, CPBCCH or EC-BCCH before camping on the new cell. This leads to a period of slightly more than 8 51 frame multiframes when the MS will not necessarily be pageable (full BCCH or CPBCCH is decoded) or up to 32 51 frame multiframes when the MS will not necessarily be pageable (full EC-BCCH is decoded).

## 4.8 MM Restart Procedure

In some cases, e.g. on change of SIM data, there is a need for the MM to be restarted without the need for user intervention.

To perform the procedure the MS shall behave as if the SIM is removed and afterwards a new SIM is inserted.

## 4.9 SNPN selection process

### 4.9.1 General

The MS operating in SNPN access mode shall perform the SNPN selection process.

The MS not operating in SNPN access mode shall not perform the SNPN selection process.

There are two SNPN selection modes - automatic SNPN selection mode and manual SNPN selection mode.

In the SNPN selection process, the MS shall consider only the access networks of the NG-RAN access technology.

### 4.9.2 Registration on an SNPN

The MS shall perform registration on the SNPN if the MS is capable of services which require registration. In both automatic SNPN selection mode and manual SNPN selection mode, the concept of registration on an SNPN is used. An MS successfully registers on an SNPN if:

- a) the MS has found a suitable cell of the SNPN to camp on; and
- b) an LR request from the MS has been accepted in the registration area of the cell on which the MS is camped.

### 4.9.3 SNPN selection

#### 4.9.3.0 General

The ME is configured with a "list of subscriber data" containing zero or more entries. Each entry of the "list of subscriber data" consists of:

- a) a subscriber identifier in the form of a SUPI with the SUPI format "network specific identifier" containing a network-specific identifier or with the SUPI format "IMSI" containing an IMSI, except when the SNPN uses:
  - 1) the EAP based primary authentication and key agreement procedure using the EAP-AKA'; or
  - 2) the 5G AKA based primary authentication and key agreement procedure;

NOTE 1: A subscriber identifier in the form of a SUPI with the SUPI format "network specific identifier" containing a network-specific identifier or with the SUPI format "IMSI" containing an IMSI, is available in USIM if the SNPN uses the EAP based primary authentication and key agreement procedure using the EAP-AKA' or the 5G AKA based primary authentication and key agreement procedure.

NOTE 2: If the MS supports access to an SNPN using credentials from a credentials holder and is configured with the SNPN selection parameters as described in h), the subscriber identifier in the form of a SUPI configured in the ME or the USIM needs to be:

- with the SUPI format "network specific identifier"; or
- with the SUPI format "IMSI", if the subscribed SNPN has an assigned PLMN ID.

b) credentials except when the SNPN uses:

- 1) the EAP based primary authentication and key agreement procedure using the EAP-AKA'; or
- 2) the 5G AKA based primary authentication and key agreement procedure.

If the MS supports access to an SNPN using credentials from a credentials holder, the credentials can include an indication to use MSK for derivation of  $K_{\text{AUSF}}$  after success of primary authentication and key agreement procedure;

NOTE 3: Credentials are available in USIM if the SNPN uses the EAP based primary authentication and key agreement procedure using the EAP-AKA' or the 5G AKA based primary authentication and key agreement procedure. If the MS supports access to an SNPN using credentials from a credentials holder, credentials available in USIM can include an indication to use MSK for derivation of  $K_{\text{AUSF}}$  after success of primary authentication and key agreement procedure.

ba) optionally, a routing indicator, except when the SNPN uses:

- 1) the EAP based primary authentication and key agreement procedure using the EAP-AKA'; or
- 2) the 5G AKA based primary authentication and key agreement procedure;

NOTE 3A: Routing indicator is available in USIM if the SNPN uses the EAP based primary authentication and key agreement procedure using the EAP-AKA' or the 5G AKA based primary authentication and key agreement procedure.

c) an SNPN identity of the subscribed SNPN;

d) optionally, the unified access control configuration indicating for which access identities (see 3GPP TS 24.501 [64]) the ME is configured, when the MS accesses an SNPN using the entry.

Access identity 11 or 15, if configured, is applicable for the MS only in the subscribed SNPN.

Access identity 1, 2, 12, 13 or 14, if configured, is applicable for the MS only:

- 1) in the subscribed SNPN; and
- 2) if the MCC of the SNPN identity of the subscribed SNPN is not the MCC of value 999, in the non-subscribed SNPNs of the same country as the subscribed SNPN;

e) zero or more sets of pre-configured URSP rules (see 3GPP TS 24.526 [77]), each set for the subscribed SNPN or a non-subscribed SNPN;

f) optionally, the default configured NSSAI (see 3GPP TS 24.501 [64]);

g) optionally, if the MS supports access to an SNPN using credentials from a credentials holder, the SNPN selection parameters, consisting of:

- 1) a user controlled prioritized list of preferred SNPNS, where each entry contains an SNPN identity;
- 2) a credentials holder controlled prioritized list of preferred SNPNS, where each entry contains an SNPN identity; and
- 3) a credentials holder controlled prioritized list of Group IDs for Network Selection (GINs); and

NOTE 4: How the ME is configured with the "list of subscriber data" is out of scope of 3GPP in this release of the specification.

NOTE 5: Multiple entries can include the same subscriber identifier and credentials.

NOTE 6: Handling of more than one entry with the same SNPN identity is left up to MS implementation.

NOTE 7: Handling of the case when the SNPN uses the EAP based primary authentication and key agreement procedure using the EAP-AKA' or the 5G AKA based primary authentication and key agreement procedure and the MS has multiple valid USIMs (3GPP TS 31.102 [40]) is left up to MS implementation.

NOTE 8: To enable UE mobility between SNPNS in 5GMM-IDLE mode, SNPN identities in the credentials holder controlled prioritized list of preferred SNPNS are assumed to be globally-unique SNPN identities.

h) optionally:

- 1) an indication of whether the MS shall ignore all warning messages received in the subscribed SNPN; and
- 2) an indication of whether the MS shall ignore all warning messages received in an SNPN other than the subscribed SNPN.

NOTE 9: The ME can be configured with an indication to use anonymous SUCI associated with an entry of "list of subscriber data" when the EAP method associated with the credentials of the entry supports SUPI privacy at the EAP layer.

NOTE 10: Anonymous SUCI is not used if the SNPN of the entry uses the EAP based primary authentication and key agreement procedure using the EAP-AKA' or the 5G AKA based primary authentication and key agreement procedure.

The MS which supports onboarding services in SNPN shall be pre-configured with default UE credentials and may be pre-configured with onboarding SNPN selection information. Contents of the onboarding SNPN selection information are MS implementation specific. Contents of default UE credentials are out of scope of 3GPP.

Additionally, if the MS has a USIM with a PLMN subscription, the ME may be configured with the SNPN selection parameters associated with the PLMN subscription, consisting of:

- a) a user controlled prioritized list of preferred SNPNS, where each entry contains an SNPN identity;
- b) a credentials holder controlled prioritized list of preferred SNPNS, where each entry contains an SNPN identity; and
- c) a credentials holder controlled prioritized list of GINs;

and with the following configuration parameters associated with the PLMN subscription:

- a) zero or more sets of pre-configured URSP rules (see 3GPP TS 24.526 [77]), each set for the HPLMN or a non-subscribed SNPN.

NOTE 11: To enable MS mobility between SNPNS in 5GMM-IDLE mode, SNPN identities in the credentials holder controlled prioritized list of preferred SNPNS are assumed to be globally-unique SNPN identities.

NOTE 12: If an MS accesses an SNPN using the PLMN subscription, access identity 1, 2, 12, 13, or 14 is configured in the USIM of the MS, and the SNPN is of the same country as the HPLMN, then the configured access identity 1, 2, 12, 13, or 14 is applicable for the MS.

NOTE 13: If an MS accesses an SNPN using the PLMN subscription, an indication of whether the MS shall ignore all warning messages in an SNPN is configured in the USIM of the MS.

NOTE 14: Handling of URSP rules is specified in 3GPP TS 24.526 [77].

The MS shall maintain a list of "temporarily forbidden SNPNS" and a list of "permanently forbidden SNPNS" in the ME. Each entry of those lists consists of an SNPN identity. If the MS supports access to an SNPN using credentials from a credentials holder, the MS shall maintain one list of "temporarily forbidden SNPNS" and one list of "permanently forbidden SNPNS" per entry of the "list of subscriber data" or the PLMN subscription, and shall use the lists associated with the selected entry of the "list of subscriber data" or the selected PLMN subscription. In addition, if the MS supports onboarding services in SNPN, a "permanently forbidden SNPNS" list for onboarding services and a "temporarily forbidden SNPNS" list for onboarding services shall be maintained.

The MS shall add an SNPN to the list of "temporarily forbidden SNPNS" (for onboarding services, if the MS is registered for onboarding services in SNPN or performing initial registration for onboarding services in SNPN) which is, if the MS supports access to an SNPN using credentials from a credentials holder, associated with the selected entry

of the "list of subscriber data" or the selected PLMN subscription, if a message with cause value #74 "Temporarily not authorized for this SNPN" (see 3GPP TS 24.501 [64]) is received by the MS in response to an LR request from the SNPN. In addition, if:

- the message is integrity-protected; or
- the message is not integrity-protected, and the value of the SNPN-specific attempt counter for that SNPN is equal to the MS implementation specific maximum value as defined in 3GPP TS 24.501 [64];

then the MS shall start an MS implementation specific timer not shorter than 60 minutes.

The MS shall remove an SNPN from the list of "temporarily forbidden SNPNs" (for onboarding services, if the MS is registered for onboarding services in SNPN or performing initial registration for onboarding services in SNPN) which is, if the MS supports access to an SNPN using credentials from a credentials holder, associated with the selected entry of the "list of subscriber data" or the selected PLMN subscription, if:

- a) there is a successful LR after a subsequent manual selection of the SNPN;
- b) the MS implementation specific timer not shorter than 60 minutes expires;
- c) the MS is configured to use timer T3245 and timer T3245 expires;
- d) the MS is not configured to use timer T3245, the timer T3247 expires and the value of the SNPN-specific attempt counter for that SNPN is less than the MS implementation specific maximum value as defined in 3GPP TS 24.501 [64];
- e) the MS is switched off;
- f) an entry of the "list of subscriber data" with the subscribed SNPN identity identifying the SNPN is updated or the USIM is removed if:
  - EAP based primary authentication and key agreement procedure using EAP-AKA'; or
  - 5G AKA based primary authentication and key agreement procedure;was performed in the selected SNPN; or
- g) the selected entry of the "list of subscriber data" is updated or USIM is removed for the selected PLMN subscription.

If an SNPN is removed from the list of "temporarily forbidden SNPNs" list, the MS shall stop the MS implementation specific timer not shorter than 60 minutes, if running.

The MS shall add an SNPN to the list of "permanently forbidden SNPNs" (for onboarding services, if the MS is registered for onboarding services in SNPN or performing initial registration for onboarding services in SNPN) which is, if the MS supports access to an SNPN using credentials from a credentials holder, associated with the selected entry of the "list of subscriber data" or the selected PLMN subscription, if a message with cause value #75 "Permanently not authorized for this SNPN", #3 "Illegal UE" (applicable in an onboarding SNPN only), #6 "Illegal ME" (applicable in an onboarding SNPN only), or #7 "5GS services not allowed" (applicable in an onboarding SNPN only) (see 3GPP TS 24.501 [64]) is received by the MS in response to an LR request from the SNPN.

The MS shall remove an SNPN from the list of "permanently forbidden SNPNs" (for onboarding services, if the MS is registered for onboarding services in SNPN or performing initial registration for onboarding services in SNPN) which is, if the MS supports access to an SNPN using credentials from a credentials holder, associated with the selected entry of the "list of subscriber data" or the selected PLMN subscription, if:

- a) there is a successful LR after a subsequent manual selection of the SNPN;
- b) the MS is configured to use timer T3245 and timer T3245 expires;
- c) the MS is not configured to use timer T3245, the timer T3247 expires and the value of the SNPN-specific attempt counter for that SNPN is less than the MS implementation specific maximum value as defined in 3GPP TS 24.501 [64];
- d) an entry of the "list of subscriber data" with the subscribed SNPN identity identifying the SNPN is updated or the USIM is removed if:

- EAP based primary authentication and key agreement procedure using EAP-AKA'; or
- 5G AKA based primary authentication and key agreement procedure;

was performed in the selected SNPN; or

- e) the selected entry of the "list of subscriber data" is updated or USIM is removed for the selected PLMN subscription.

When the MS reselects to a cell in a shared network, and the cell is a suitable cell for multiple SNPN identities received in the broadcast information as specified in 3GPP TS 38.331 [65], the AS indicates these multiple SNPN identities to the NAS according to 3GPP TS 38.304 [61]. The MS shall select one of these SNPNs. If the registered SNPN is available among these SNPNs, the MS shall not select a different SNPN.

The MS operating in SNPN access mode shall maintain one or more lists of "5GS forbidden tracking areas for roaming", each associated with an SNPN and, if the MS supports access to an SNPN using credentials from a credentials holder, entry of the "list of subscriber data" or the PLMN subscription. The MS shall use the list of "5GS forbidden tracking areas for roaming" associated with the selected SNPN and, if the MS supports access to an SNPN using credentials from a credentials holder, the selected entry of the "list of subscriber data" or the selected PLMN subscription. If the MS selects a new SNPN, the MS shall keep the list of "5GS forbidden tracking areas for roaming" associated with the previously selected SNPN and, if the MS supports access to an SNPN using credentials from a credentials holder, the selected entry of the "list of subscriber data" or the selected PLMN subscription. If the number of the lists to be kept is higher than supported, the MS shall delete the oldest stored list of "5GS forbidden tracking areas for roaming". The MS shall delete all lists of "5GS forbidden tracking areas for roaming", when the MS is switched off and periodically (with period in the range 12 to 24 hours). The MS shall delete the list of "5GS forbidden tracking areas for roaming" associated with an SNPN:

- a) when the entry with the subscribed SNPN identifying the SNPN in the "list of subscriber data" is updated;
- b) when the USIM is removed if:
- the EAP based primary authentication and key agreement procedure using the EAP-AKA'; or
  - the 5G AKA based primary authentication and key agreement procedure;
- was performed in the selected SNPN; or
- c) if the MS supports access to an SNPN using credentials from a credentials holder, when the list of "5GS forbidden tracking areas for roaming" is associated with:
- the entry of the "list of subscriber data" and the entry of the "list of subscriber data" is updated; or
  - the PLMN subscription and USIM is removed.

NOTE 15: The number of the lists of "5GS forbidden tracking areas for roaming" supported by the MS is MS implementation specific.

If a message with cause value #15 (see 3GPP TS 24.501 [64]) is received by an MS operating in SNPN access mode, the TA is added to the list of "5GS forbidden tracking areas for roaming" of the selected SNPN and, if the UE supports access to an SNPN using credentials from a credentials holder, the selected entry of the "list of subscriber data" or the selected PLMN subscription,. The MS shall then search for a suitable cell in the same SNPN but belonging to a TA which is not in the "5GS forbidden tracking areas for roaming" list of the selected SNPN and, if the UE supports access to an SNPN using credentials from a credentials holder, the selected entry of the "list of subscriber data" or the selected PLMN subscription.

The MS should maintain a list of SNPNs for which the N1 mode capability was disabled due to receipt of a reject from the network with 5GMM cause #27 "N1 mode not allowed". When the MS disables its N1 mode capability due to receipt of a reject from an SNPN with 5GMM cause #27 "N1 mode not allowed":

- the MS should add the SNPN identity of the SNPN which sent a reject with 5GMM cause #27 "N1 mode not allowed" to the list of SNPNs for which the N1 mode capability was disabled and should start timer TJ if timer TJ is not already running. The number of SNPNs for which the N1 mode capability was disabled that the MS can store is implementation specific, but it shall be at least one. The value of timer TJ is MS implementation specific;
- in automatic SNPN selection, the MS shall not select an SNPN for which the N1 mode capability was disabled as SNPN selection candidates, unless no other SNPN is available;

- if the MS is not configured to use timer T3245, the MS maintains a list of SNPN-specific attempt counters for 3GPP access as specified in 3GPP TS 24.501 [64], and T3247 expires, then the MS removes for each SNPN-specific attempt counter for 3GPP access that has a value greater than zero and less than the MS implementation-specific maximum value the respective SNPN from the list of SNPNs for which the N1 mode capability was disabled, as specified in clause 5.3.20.3 in 3GPP TS 24.501 [64]; and
- the MS shall delete stored information on SNPNs for which the N1 mode capability was disabled when the MS is switched off, the USIM is removed, the entries of the "list of subscriber data" for the SNPNs are updated, or timer TJ expires.

NOTE 16: The expiry of timer TJ does not cause a reset of the SNPN-specific attempt counters for 3GPP access (see 3GPP TS 24.501 [64]).

If the MS does not support access to an SNPN using credentials from a credentials holder, the MS should maintain a list of SNPNs where the N1 mode capability was disabled because IMS voice was not available and the MS's usage setting was "voice centric". If the MS supports access to an SNPN using credentials from a credentials holder, the MS should maintain one or more lists of SNPNs where the N1 mode capability was disabled because IMS voice was not available and the MS's usage setting was "voice centric", each associated with selected entry of the "list of subscriber data" or the PLMN subscription. When the MS disables its N1 mode capability due to IMS voice not available and the MS's usage setting was "voice centric":

- the MS should add the SNPN identity of the SNPN to the list of SNPNs where voice service was not possible in N1 mode and should start timer TK if timer TK is not already running. The number of SNPNs that the MS can store where voice services is not possible is implementation specific, but it shall be at least one. The value of timer TK is MS implementation specific;
- in automatic SNPN selection the MS shall not consider SNPNs where voice service was not possible in N1 mode as SNPN selection candidates, unless no other SNPN is available; and
- the MS shall delete stored information on SNPNs where voice service was not possible in N1 mode when the MS is switched off, the USIM is removed, the entries of the "list of subscriber data" for the SNPNs are updated, or timer TK expires.

### 4.9.3.1 At switch-on or recovery from lack of coverage

#### 4.9.3.1.0 General

At switch on, following recovery from lack of coverage, or when the MS starts operating in the SNPN access mode, the MS selects the registered SNPN (if it is available) using NG-RAN access technology and if necessary (in the case of recovery from lack of coverage, see clause 4.5.2) attempts to perform an LR.

NOTE 1: The MS in automatic SNPN selection mode can end the SNPN search procedure once the registered SNPN is found on NG-RAN access technology.

NOTE 2: An MS in automatic SNPN selection mode can use location information to determine which SNPNs can be available in its present location.

If successful registration is achieved, the MS indicates the selected SNPN.

If there is no registered SNPN, or registration is not possible due to the SNPN being unavailable or registration failure, unless the MS needs to select an SNPN for onboarding services in SNPN, the MS follows the procedure in clause 4.9.3.1.1 or clause 4.9.3.1.2 depending on its SNPN selection mode. If the MS needs to select an SNPN for onboarding services in SNPN, the MS follows the procedure in clause 4.9.3.1.3 or clause 4.9.3.1.4 depending on its SNPN selection mode for onboarding services in SNPN. At switch on, the MS shall use the SNPN selection mode and the SNPN selection mode for onboarding services in SNPN that were used before switching off.

NOTE 3: If successful registration is achieved, then the current serving SNPN becomes the registered SNPN and the MS does not store the previous registered SNPN for later use.

If registration is not possible on recovery from lack of coverage due to the registered SNPN being unavailable, an MS may, optionally, continue looking for the registered SNPN for an implementation dependent time.

NOTE 4: An MS registered to an SNPN should behave as described above only if one or more PDU sessions are currently active.



#### 4.9.3.1.1 Automatic SNPN selection mode procedure

If:

- there is at least one entry in the "list of subscriber data"; or
- there is zero or more entries in the "list of subscriber data", the MS has a USIM with a PLMN subscription and the ME is provisioned with the SNPN selection parameters associated with the PLMN subscription,

the MS shall select one entry in the "list of subscriber data", if any, or the PLMN subscription, if any, to be used for automatic SNPN selection. How the MS selects the entry in the "list of subscriber data" or the PLMN subscription is MS implementation specific.

The MS selects an SNPN, if available and allowable, in the following order:

- a) the SNPN with which the UE was last registered;
- b) the SNPN identified by an SNPN identity of the subscribed SNPN in the selected entry of the "list of subscriber data" in the ME, if any;
- c) if the MS supports access to an SNPN using credentials from a credentials holder, using the SNPN selection parameters in the selected entry of the "list of subscriber data" or associated with the selected PLMN subscription:
  - 1) each SNPN which broadcasts the indication that access using credentials from a credentials holder is supported and which is identified by an SNPN identity contained in the user controlled prioritized list of preferred SNPNS (in priority order);
  - 2) each SNPN which broadcasts the indication that access using credentials from a credentials holder is supported and which is identified by an SNPN identity contained in the credentials holder controlled prioritized list of preferred SNPNS (in priority order);
  - 3) each SNPN which broadcasts the indication that access using credentials from a credentials holder is supported and which broadcast a GIN contained in the credentials holder controlled prioritized list of GINs (in priority order). If more than one such SNPN broadcast the same GIN, the order in which the MS attempts registration on those SNPNS is MS implementation specific; and
  - 4) each SNPN identified by an SNPN identity which is included neither in the SNPN selection parameters of the entries of the "list of subscriber data" nor in the SNPN selection parameters associated with the PLMN subscription, which does not broadcast a GIN which is included in the credentials holder controlled prioritized list of GINs, and which broadcasts an indication that the SNPN allows registration attempts from MSs that are not explicitly configured to select the SNPN. If more than one such SNPN is available, the order in which the MS attempts registration on those SNPNS is MS implementation specific.

The MS shall limit its search for the SNPN to the NG-RAN access technology.

Once the MS selects the SNPN, the MS attempts registrations on the selected SNPN using the NG-RAN access technology, the subscriber identifier and the credentials from the selected entry of the "list of subscriber data" or from the USIM, if the PLMN subscription is selected.

If successful registration is achieved, the MS indicates the selected SNPN.

If registration cannot be achieved because no SNPNS are available, allowable, and identified by an SNPN identity in an entry of the "list of subscriber data" in the ME, the MS indicates "no service" to the user, waits until a new SNPN is available, allowable, and identified by an SNPN identity in an entry of the "list of subscriber data" in the ME and then repeats the procedure.

If there were one or more SNPNS which were available, allowable, and identified by an SNPN identity in an entry of the "list of subscriber data" in the ME but an LR failure made registration on those SNPNS unsuccessful, the MS selects one of those SNPNS again and enters a limited service state.

#### 4.9.3.1.2 Manual SNPN selection mode procedure

The MS indicates to the user any available SNPNS which meet the criteria specified in bullets a) and b). If the MS does not support access to an SNPN using credentials from a credentials holder, this includes SNPNS in the list of

"permanently forbidden SNPNs", and the list of "temporarily forbidden SNPNs". The MS may indicate to the user whether the available SNPNs are present in the list of "temporarily forbidden SNPNs" or the list of "permanently forbidden SNPNs". If the MS supports access to an SNPN using credentials from a credentials holder, this includes SNPNs in the lists of "permanently forbidden SNPNs", and the lists of "temporarily forbidden SNPNs" associated with each entry of the "list of subscriber data" or the PLMN subscription. The MS may indicate to the user whether the available SNPNs are present in a list of "temporarily forbidden SNPNs" or a list of "permanently forbidden SNPNs" for an entry of the "list of subscriber data" or the PLMN subscription.

- a) SNPNs identified by an SNPN identity in an entry of the "list of subscriber data" in the ME, if any. The order in which those SNPNs are indicated is MS implementation specific;
- b) if the MS supports access to an SNPN using credentials from a credentials holder, for the SNPNs which broadcast the indication that access using credentials from a credentials holder is supported:
  - 1) each SNPN which is identified by an SNPN identity contained in one of the user controlled prioritized lists of preferred SNPNs configured in the ME. SNPNs included in the same list are indicated in the order in which they are included in the list. Prioritization between the different lists is MS implementation specific;
  - 2) each SNPN which is identified by an SNPN identity contained in one of the credentials holder controlled prioritized lists of preferred SNPNs configured in the ME. SNPNs included in the same list are indicated in the order in which they are included in the list. Prioritization between the different lists is MS implementation specific;
  - 3) each SNPN which broadcasts a GIN contained in one of the credentials holder controlled prioritized lists of GINs configured in the ME. SNPNs broadcasting a GIN included in the same list are indicated in the order in which the GIN is included in the list. Prioritization between the different lists is MS implementation specific. If more than one SNPN broadcast the same GIN, the order in which those SNPNs are indicated is MS implementation specific; and
  - 4) each SNPN identified by an SNPN identity which is included neither in the SNPN selection parameters of the entries of the "list of subscriber data" nor in the SNPN selection parameters associated with the PLMN subscription and which does not broadcast a GIN which is included in one of the credentials holder controlled prioritized lists of GINs configured in the ME. The order in which those SNPNs are indicated is MS implementation specific.

For each of the SNPNs indicated to the user, the MS shall forward a human-readable network name along with the SNPN identity to the upper layers if the system information broadcasted for the SNPN includes the human-readable network name for the SNPN.

The MS shall limit its search for the SNPN to the NG-RAN access technology.

The user may select an SNPN and the MS then initiates registration on this SNPN using the NG-RAN access technology, the subscriber identifier and the credentials from the selected entry of the "list of subscriber data" or from USIM, if the PLMN subscription is selected, determined as follows:

- for bullet a) above, the entry of the "list of subscriber data", with the SNPN identity matching the selected SNPN (this may take place at any time during the presentation of SNPNs), shall be considered as selected;
- for bullet b-1) above:
  - i) the entry of the "list of subscriber data" which contains the user controlled prioritized lists of preferred SNPNs that includes the SNPN identity of the selected SNPN shall be considered as selected, if the user controlled prioritized list of preferred SNPNs that includes the SNPN identity of the selected SNPN is included in the entry of the "list of subscriber data"; or
- the PLMN subscription shall be considered as selected, if the user controlled prioritized list of preferred SNPNs associated with the PLMN subscription includes the SNPN identity of the selected SNPN;
- for bullet b-2) above:
  - i) the entry of the "list of subscriber data" which contains the credentials holder controlled prioritized list of preferred SNPNs that includes the SNPN identity of the selected SNPN shall be considered as selected, if the credentials holder controlled prioritized list of preferred SNPNs that includes the SNPN identity of the selected SNPN is included in the entry of the "list of subscriber data"; or

- ii) the PLMN subscription shall be considered as selected, if the credentials holder controlled prioritized list of preferred SNPNS associated with the PLMN subscription includes the SNPN identity of the selected SNPN;
- for bullet b-3) above:
  - i) the entry of the "list of subscriber data" which contains the credentials holder controlled prioritized list of GINs that includes the GIN broadcast by the selected SNPN shall be considered as selected, if the credentials holder controlled prioritized list of GINs that includes the GIN broadcast by the selected SNPN is included in the entry of the "list of subscriber data"; or
  - ii) the PLMN subscription shall be considered as selected, if the credentials holder controlled prioritized list of GINs associated with the PLMN subscription includes the GIN broadcast by the selected SNPN; and
- for bullet b-4) above, the entry of the "list of subscriber data" or the PLMN subscription shall be selected by MS implementation specific means.

NOTE1: If the SNPN identity of the selected SNPN is included in more than one of the following: one or more user controlled prioritized list(s) of preferred SNPNS configured in the ME, one or more credentials holder controlled prioritized list(s) of preferred SNPNS configured in the ME or the list of SNPNS which are broadcasting a GIN included in one or more credentials holder controlled prioritized list(s) of GINs configured in the ME, which subscription is selected is MS implementation specific.

Once the MS has registered on an SNPN selected by the user, the MS shall not automatically register on a different SNPN unless:

- a) the user selects automatic SNPN selection mode; or
- b) the user initiates an emergency call while the MS is in limited service state and either the SNPN does not broadcast the indication of support of emergency calls in limited service state or the registration request for emergency services is rejected by the network.

NOTE 2: If case b) occurs, the MS can provide an indication to the upper layers that the MS has exited manual network SNPN selection mode.

If the user does not select an SNPN, the selected SNPN shall be the one that was selected either automatically or manually before the SNPN selection procedure started. If no such SNPN was selected or that SNPN is no longer available, then the MS shall attempt to camp on any acceptable cell and enter the limited service state.

#### 4.9.3.1.3 Automatic SNPN selection mode procedure for onboarding services in SNPN

When the MS needs to access an SNPN for onboarding services in SNPN, the MS shall select an SNPN indicating that onboarding is allowed and, if the onboarding SNPN selection information is pre-configured, also matching the onboarding SNPN selection information. If more than one such SNPNS are available, how the MS selects one of those SNPNS is MS implementation specific. The MS shall not select an SNPN not indicating that onboarding is allowed or not matching the onboarding SNPN selection information, if pre-configured, for onboarding services in SNPN.

The MS shall limit its search for the SNPN to the NG-RAN access technology.

Once the MS selects the SNPN, the MS shall attempt initial registration for onboarding services in SNPN on the selected SNPN using the NG-RAN access technology and the default UE credentials.

If successful registration is achieved, the MS may indicate to upper layers the selected SNPN. How this indication is displayed by upper layers is implementation specific.

If successful registration is not achieved and one or more other SNPNS indicating that onboarding is allowed and matching the onboarding SNPN selection information, if pre-configured, are available, the MS can select such other SNPN and attempt initial registration for onboarding services in SNPN on the selected SNPN using the NG-RAN access technology and the default UE credentials, or the MS can perform SNPN selection not for onboarding services in SNPN as specified in clause 4.9.3.1.1 or clause 4.9.3.1.2 depending on its SNPN selection mode.

If:

- registration cannot be achieved because no SNPNS indicating that onboarding is allowed and matching the onboarding SNPN selection information, if pre-configured, are available; or

- there were one or more SNPNs indicating that onboarding is allowed and matching the onboarding SNPN selection information, if pre-configured, but an LR failure made registration on all those SNPNs unsuccessful;

the MS can indicate no onboarding services to upper layers, enter limited service state and wait until a new SNPN indicating that onboarding is allowed and matching the onboarding SNPN selection information, if pre-configured, is available and then repeat the procedure, or the MS can perform SNPN selection not for onboarding services in SNPN as specified in clause 4.9.3.1.1 or clause 4.9.3.1.2 depending on its SNPN selection mode.

#### 4.9.3.1.4 Manual SNPN selection mode procedure for onboarding services in SNPN

The MS shall indicate to upper layers one or more SNPNs, which are available and indicate that onboarding is allowed.

These include SNPNs in the list of "permanently forbidden SNPNs" for onboarding services and the list of "temporarily forbidden SNPNs" for onboarding services. The MS may indicate to the user whether the available SNPNs are present in the list of "temporarily forbidden SNPNs" or the list of "permanently forbidden SNPNs".

The MS shall limit its search for the SNPN to the NG-RAN access technology.

For each SNPN indicated to upper layers, the MS shall indicate to the upper layers along with the SNPN identity:

- a) whether the SNPN matches the onboarding SNPN selection information, if pre-configured; and
- b) the human-readable network name, if the system information broadcast includes the human-readable network name for the SNPN.

#### 4.9.3.2 User reselection

##### 4.9.3.2.0 General

At any time the user may request the MS to initiate reselection and registration onto an available SNPN, according to the following procedures, dependent upon the SNPN selection mode of the UE.

##### 4.9.3.2.1 Automatic SNPN selection mode

If:

- there is at least one entry in the "list of subscriber data"; or
- there is zero or more entries in the "list of subscriber data", the MS has a USIM with a PLMN subscription and the ME is provisioned with the SNPN selection parameters associated with the PLMN subscription,

the MS shall select one entry in the "list of subscriber data", or the PLMN subscription, if any, to be used for automatic SNPN selection. How the MS selects the entry in the "list of subscriber data" or the PLMN subscription is MS implementation specific.

The MS selects an SNPNs, if available and allowable, in accordance with the following order:

- a) the SNPN identified by an SNPN identity of the subscribed SNPN in the selected entry of the "list of subscriber data" in the ME, if any, excluding the previously selected SNPN;
- b) if the MS supports access to an SNPN using credentials from a credentials holder, using the SNPN selection parameters in the selected entry of the "list of subscriber data" or associated with the selected PLMN subscription:
  - 1) each SNPN which broadcasts the indication that access using credentials from a credentials holder is supported and which is identified by an SNPN identity contained in the user controlled prioritized list of preferred SNPNs (in priority order), excluding the previously selected SNPN;
  - 2) each SNPN which broadcasts the indication that access using credentials from a credentials holder is supported and which is identified by an SNPN identity contained in the credentials holder controlled prioritized list of preferred SNPNs (in priority order), excluding the previously selected SNPN;
  - 3) each SNPN which broadcasts the indication that access using credentials from a credentials holder is supported and which broadcast a GIN contained in the credentials holder controlled prioritized list of GINs

(in priority order), excluding the previously selected SNPN. If more than one such SNPN broadcast the same GIN, the order in which the MS attempts registration on those SNPNS is MS implementation specific; and

- 4) each SNPN identified by an SNPN identity which is included neither in the SNPN selection parameters of the entries of the "list of subscriber data" nor in the SNPN selection parameters associated with the PLMN subscription and which broadcasts an indication that the SNPN allows registration attempts from MSs that are not explicitly configured to select the SNPN, excluding the previously selected SNPN. If more than one such SNPN is available, the order in which the MS attempts registration on those SNPNS is MS implementation specific.
- c) the previously selected SNPN.

The MS shall limit its search for the SNPN to the NG-RAN access technology.

The previously selected SNPN is the SNPN which the MS has selected prior to the start of the user reselection procedure.

Once the MS selects an SNPN, if the selected SNPN is other than the previously selected SNPN, the MS attempts registrations on the selected SNPN using the NG-RAN access technology, the subscriber identifier and the credentials from the selected entry of the "list of subscriber data" or from the USIM, if the PLMN subscription is selected.

NOTE: If the previously selected SNPN is selected, and registration has not been attempted on any other SNPNS, then the MS is already registered on the SNPN, and so registration is not necessary.

#### 4.9.3.2.2 Manual SNPN selection mode procedure

The manual SNPN selection mode procedure of clause 4.9.3.1.2 is followed.

### 4.9.4 Abnormal cases

If:

- a) the MS does not support access to an SNPN using credentials from a credentials holder and:
  - 1) the "list of subscriber data" is empty; or
  - 2) for each entry of the "list of subscriber data", such that an SNPN with the SNPN identity of the entry is available:
    - i) there has been an authentication failure for the subscriber identifier of the entry on the SNPN; or
    - ii) the MS has received an "illegal ME" or "illegal UE" response to an LR request for the subscriber identifier of entry on the SNPN; or
- b) the MS supports access to an SNPN using credentials from a credentials holder and:
  - 1) the "list of subscriber data" is empty and:
    - i) the MS is not provisioned with SNPN selection parameters associated with the PLMN subscription;
    - ii) the MS does not have a USIM; or
    - iii) both of the above;
  - 2) for each entry of the "list of subscriber data", such that an SNPN with the SNPN identity of the subscribed SNPN of the entry is available:
    - i) there has been an authentication failure for the subscriber identifier of the entry on the SNPN; or
    - ii) the MS has received an "illegal ME" or "illegal UE" response to an LR request for the subscriber identifier of entry on the SNPN;

and:

  - i) the MS is not provisioned with SNPN selection parameters associated with the PLMN subscription;

- ii) the MS does not have a USIM; or
  - iii) both of the above; or
- 3) for each available SNPN which broadcasts an indication that access using credentials from a credentials holder is supported and:
- i) is identified by an SNPN identity contained in one of the user controlled prioritized lists of preferred SNPNS configured in the ME;
  - ii) is identified by an SNPN identity contained in one of the credentials holder controlled prioritized lists of preferred SNPNS configured in the ME;
  - iii) broadcasts a GIN contained in one of the credentials holder controlled prioritized lists of GINs configured in the ME; or
  - iv) is identified by an SNPN identity which is included neither in the SNPN selection parameters of the entries of the "list of subscriber data" nor in the SNPN selection parameters associated with the PLMN subscription, which does not broadcast a GIN which is included in one of the credentials holder controlled prioritized lists of GINs configured in the ME and which broadcasts an indication that the SNPN allows registration attempts from MSs that are not explicitly configured to select the SNPN;

the following applies:

- i) there has been an authentication failure in the SNPN; or
- ii) the MS has received an "illegal ME" or "illegal UE" response to an LR request from the SNPN;

then effectively there is no selected SNPN ("No SIM" state).

In these cases, the states of the cell selection process are such that the "list of subscriber data" (if any) or the PLMN subscription (if any) is not used. An MS in "No SIM" state configured with default UE credentials may perform SNPN selection procedure for onboarding services in SNPN. Except when an MS in "No SIM" state performs an initial registration for emergency services to an SNPN or an MS in "No SIM" state configured with default UE credentials performs registration for onboarding services in SNPN, no further attempts at registration on any SNPN are made until the MS is switched off and on again, or an entry of the "list of subscriber data" with the SNPN identity of the SNPN is updated or the USIM is inserted. When performing an initial registration for emergency services, an SNPN supporting emergency services, of the current serving cell is temporarily considered as the selected SNPN. If the MS needs to make an emergency call, the MS supports accessing a PLMN and there is no available SNPN supporting emergency services, the MS shall stop operating in SNPN access mode and attempt to camp on a cell of a PLMN so that emergency calls can be made. After an emergency call is released, the MS may re-start operating in SNPN access mode and perform SNPN selection.

When in automatic SNPN selection mode and the MS is in the "not updated" state with one or more suitable cells to camp on; then after the maximum allowed unsuccessful LR requests (controlled by the specific attempt counters) the MS may continue (or start if it is not running) the user reselection procedure in clause 4.9.3.2.1.

## 5 Tables and Figures

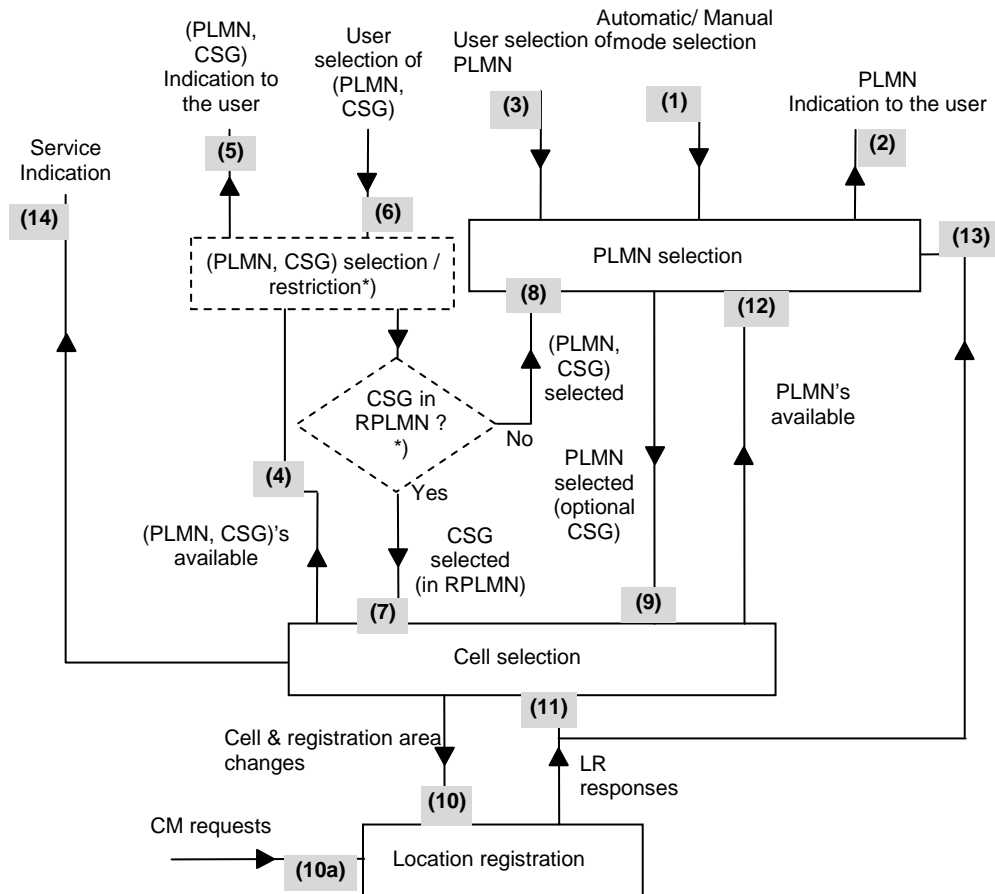
**Table 1: Effect of LR Outcomes on PLMN Registration**

Location Registration Task State	Registration Status	Registered PLMN is
Updated	Successful	Indicated in the stored registration area identity
Idle, No IMSI	Unsuccessful	No registered PLMN (3) (4)
Roaming not allowed:		
a) PLMN not allowed	Unsuccessful	No registered PLMN (4)
b) LA not allowed or TA not allowed	Indeterminate(1)	No registered PLMN
c) Roaming not allowed in this LA or Roaming not allowed in this TA	Indeterminate (2)	No registered PLMN (4)
d) No suitable cells in location area or No suitable cells in tracking area	Indeterminate (5)	No registered PLMN
e) Not authorized for this CSG	Indeterminate (6)	No registered PLMN
Not updated	Unsuccessful	No registered PLMN (4)
1)	The MS will perform a cell selection and will eventually either enter a different state when the registration status will be determined, or fail to be able to camp on a new cell, when registration status will be unsuccessful.	
2)	The MS will select the HPLMN (if the EHPLMN list is not present or is empty) or an EHPLMN (if the EHPLMN list is present) if in automatic mode and will enter Automatic Network Selection Mode Procedure of clause 4.4.3.1.1. If in manual mode, the MS will display the list of available PLMNs and follow the Manual Network Selection Mode Procedure of clause 4.4.3.1.2. If the appropriate process does not result in registration, the MS will eventually enter the limited service state.	
3)	An MS may have different update states for GPRS and non-GPRS. A PLMN is registered when at least one of both update states is updated.	
4)	The stored list of equivalent PLMNs is invalid and can be deleted.	
5)	The MS will attempt registration on another LA or TA of the same PLMN, or equivalent PLMN if available. Otherwise it will enter either the Automatic Network Selection Mode procedure of clause 4.4.3.1.1 or follow the Manual Network Selection Mode procedure of clause 4.4.3.1.2. If the appropriate process does not result in registration, the MS will eventually enter the limited service state.	
6)	The MS will attempt registration on another cell of the same PLMN, or equivalent PLMN if available. Otherwise it will enter either the Automatic Network Selection Mode procedure of clause 4.4.3.1.1 or follow the Manual Network Selection Mode procedure of clause 4.4.3.1.2. If the appropriate process does not result in registration, the MS will eventually enter the limited service state.	
NOTE 1:	MSs capable of GPRS and non-GPRS services may have different registration status for GPRS and for non-GPRS.	
NOTE 2:	The registered PLMN is determined by looking at the stored registration area identity and stored location registration status.	

**Table 2: LR Process States and Allowed Actions**

Location Registration  Task State	New LR request when				Normal Calls Supported (1)	Paging responded to
	Changing Cell	Changing registration area	Changing PLMN	Other		
Null (4)	No	Yes	Yes	No	No	No
Updated, (5)	No	Yes	Yes	(2)	Yes	Yes
Idle, No IMSI (7)	No	No	No	No	No	No
Roaming not allowed:						
a) Idle, PLMN not allowed	No	No	Yes	No	No	Optional if with IMSI
b) Idle, LA not allowed or TA not allowed	No	Yes(6)	Yes	No	No	Optional if with IMSI
c) Idle, Roaming not allowed in this LA or Roaming not allowed in this TA	No	Yes(6,8)	Yes	No	No	Optional if with IMSI
d) No suitable cells in location area or No suitable cells in tracking area	No	Yes(6,8)	Yes	No	No	Optional if with IMSI
e) Not authorized for this CSG	No	Yes (6,8)	Yes	No	No	Optional if with IMSI
Not updated	Yes	Yes	Yes	(2)&(3)	(3)	Yes if with IMSI
1): Emergency calls may always be made, subject to access control permitting it. 2): A new LR is made when the periodic registration timer expires. 3): If a normal call request is made, an LR request is made. If successful the updated state is entered and the call may be made. 4): The MS is in the null state from switch on until it has camped on a cell and either made an LR attempt or decided that no LR attempt is needed. 5): In this state, IMSI detach is performed if the MS is deactivated and the BCCH indicates that IMSI attach/detach shall be used. An LR request indicating IMSI attach is performed if the MS is activated in the same registration area in which it was deactivated while being in this state. 6): An MS shall not perform a new LR when the new routing area is part of an LA or TA contained in any of the lists "forbidden location areas for roaming", "forbidden tracking areas for roaming", "5GS forbidden tracking areas for roaming", "forbidden location areas for regional provision of service", "forbidden tracking areas for regional provision of service", "5GS forbidden tracking areas for regional provision of service" or the new cell is a CSG cell which is not part of any of the lists "Allowed CSG list", "Operator CSG list". The MS shall not perform a LR on a satellite NG-RAN cell or a satellite E-UTRAN cell if it fulfils the conditions related to the list of "PLMNs not allowed to operate at the present UE location" as defined in clause 3.1, i.e. if it is not considered as candidate for PLMN selection. 7): The conditions in which the GPRS and/or non-GPRS registration status "Idle, No IMSI" is entered are specified in clause 4.3.3. 8): An MS shall perform a LR if it has entered a registration area whatever the registration area stored in the MS.						





\*) dashed parts apply only for MEs supporting CSGs and are executed for manual CSG selection

**Figure 1: Overall Idle Mode process**

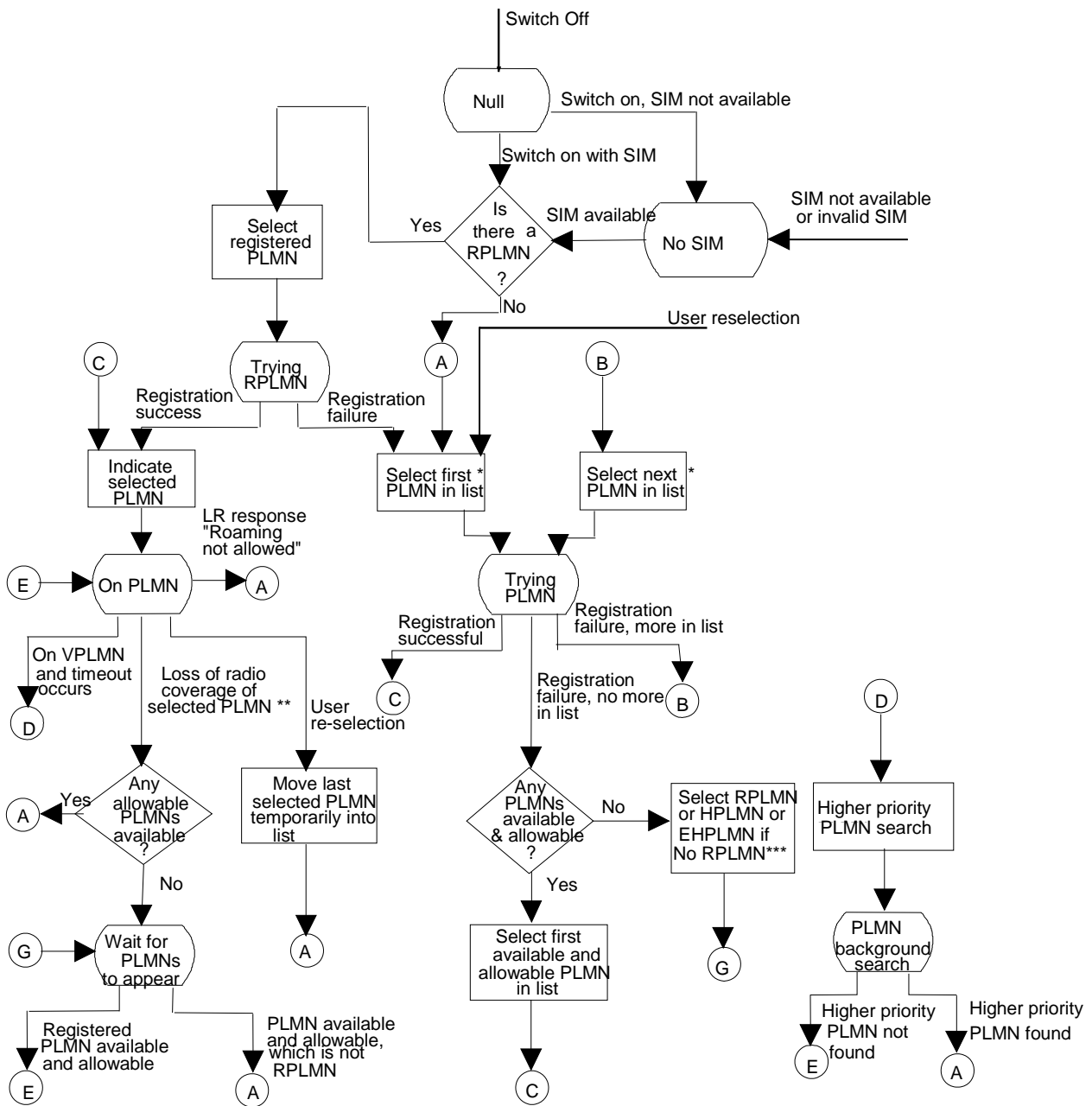
The individual steps are the following (they are not necessarily executed in the number sequence):

- (1) The PLMN selection mode is set (e.g. by the user via the user interface or by AT command).
- (2) The list of available PLMNs is presented to the user, according to the rules given in clause 4.4.3.1.2.
- (3) In manual PLMN selection mode the user selects from the available PLMNs.
- (4) If the MS supports CSGs, the list of available PLMNs and CSGs, together with an indication as to which of the available CSGs is in the Allowed or Operator CSG list, is presented to the user upon request. The detailed rules are defined in clause 5.5.4 of 3GPP TS 22.220 [49].
- (5) Only for MSs supporting CSGs: when camping on a cell, the available CSGs (with PLMN information) are conveyed to the CSG selection/restriction procedure (see clause 3.1A).
- (6) Only for MSs supporting CSGs: in manual CSG selection mode the user selects from the available CSGs.
- (7) Only for MSs supporting CSGs: if the selected CSG is associated with the RPLMN, the MS performs selection of a cell belonging to this CSG.
- (8) Only for MSs supporting CSGs: if the selected CSG is associated with a PLMN different from the RPLMN, the MS enters the PLMN selection process and performs the parts applicable after manual selection of a PLMN.
- (9) After it has selected a PLMN, the MS performs selection of a cell belonging to this PLMN; this selection is additionally restricted by the selected CSG, if the PLMN selection was triggered by a manual CSG selection.
- (10) After having selected a new cell and the registration area has changed, the MS shall enter the LR process (see figure 3).

- (10a) An MS's CM requests may lead to a registration request.
- (11) If the LR is not successful, and if the cause received from the network does not exclude the RPLMN, the MS performs another cell selection (i.e. cell re-selection) within the RPLMN.
- (12) The information on available PLMNs, as detected by the cell selection process from detectable broadcast information, is made available to the PLMN selection process.
- (13) If the LR is not successful, and if the cause received from the network excludes the RPLMN, the MS performs PLMN selection.
- (14) The positive result of cell selection (suitable cell and in updated state, or in connected mode having been camped on a suitable cell) and location registration (updated, for MSs capable of services requiring registration) is indicated to the user.

Possible sequences of steps are e.g.:

- 1) 1 → 2 → 3 → 9 → 10 → 11 (manual PLMN selection, MS is not CSG capable)
- 2) 1 → 9 → 4 → 5 → 6 → 8 → 9 → 10 → 11 (automatic PLMN selection, MS is CSG capable, manual CSG selection);



\* "List" consists of points i) to v) as defined in section 4.4.3.1.1 except in case of a user re-selection in which case "list" consists of points i) to vi) as defined in section 4.4.3.2.1

\*\* Includes effective loss of coverage due to LAs/TAs being forbidden in all potentially suitable cells

\*\*\* HPLMN (if the EHPLMN list is not present or is empty) or EHPLMN (if the list is present)

Figure 2a: PLMN Selection State diagram (automatic mode)

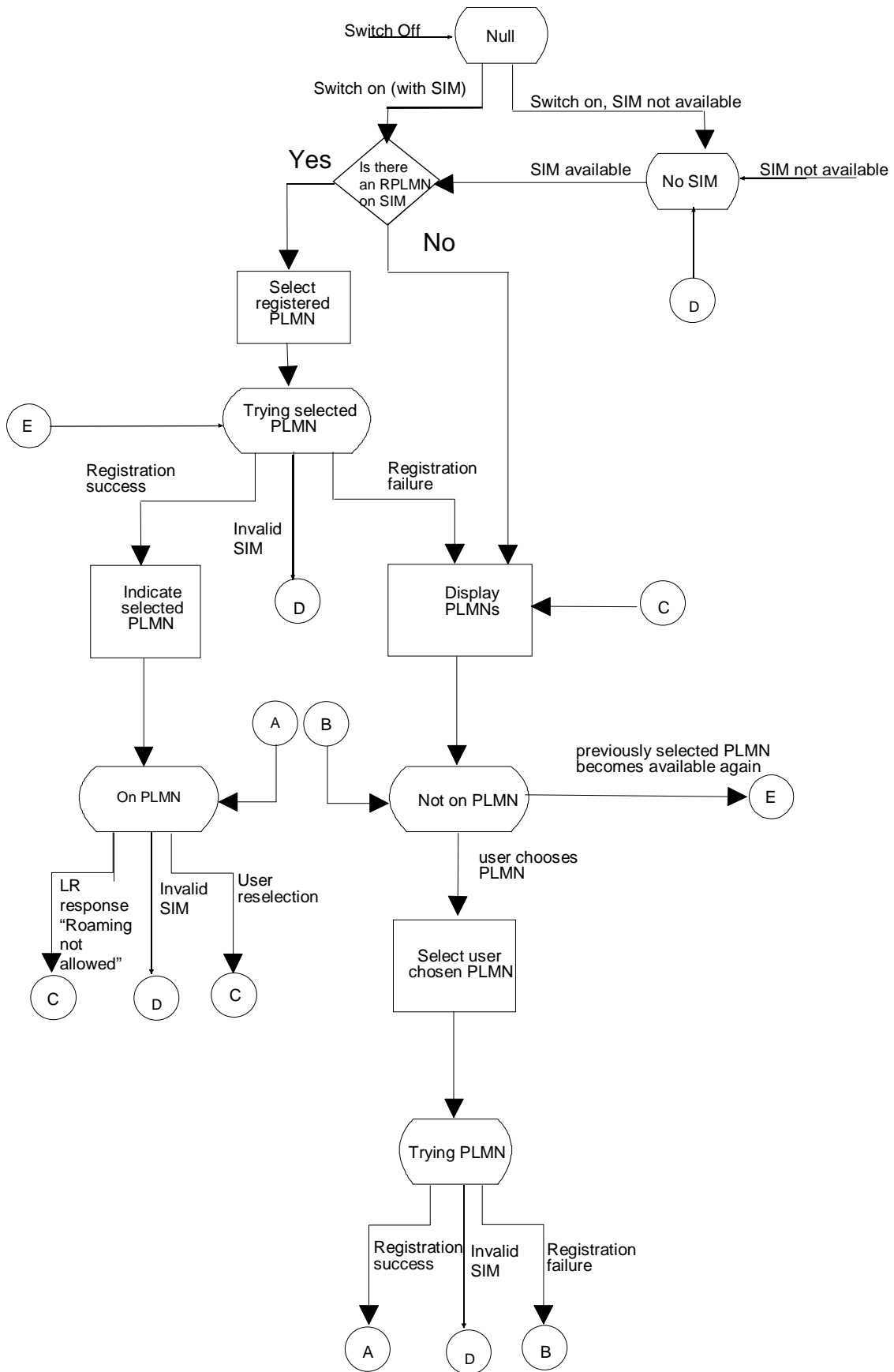
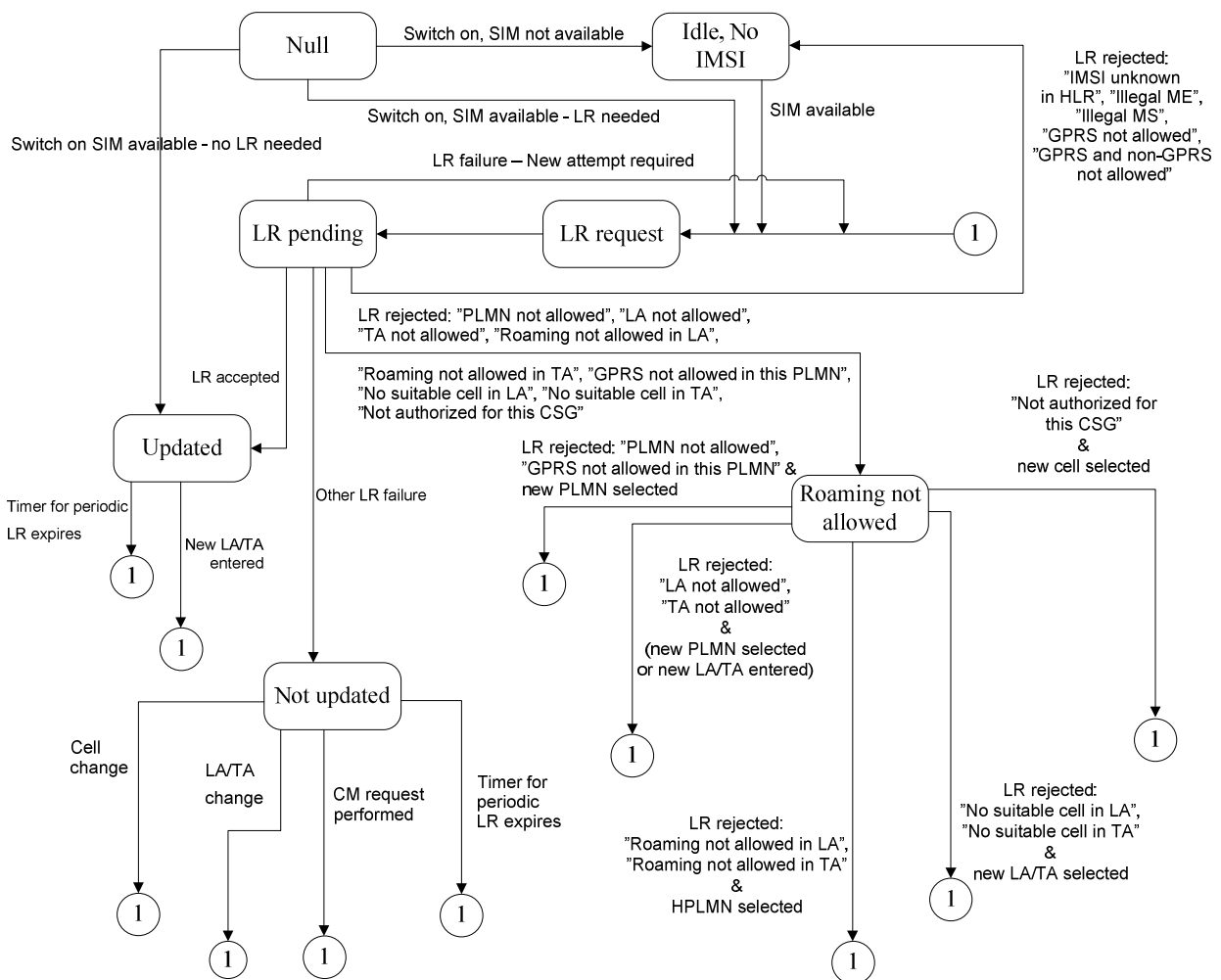


Figure 2b: PLMN Selection State diagram (manual mode)



NOTE 1: Whenever the MS goes to connected mode and then returns to idle mode again the MS selects appropriate state.

NOTE 2: An MS capable of GPRS and non-GPRS services has two Task State machines one for GPRS and one for non-GPRS operation.

Figure 3: Location Registration Task State diagram

## 6 MS supporting access technologies defined both by 3GPP and 3GPP2

### 6.1 General

An MS that supports access technologies defined both by 3GPP and 3GPP2 (see 3GPP TS 31.102 [40]) shall consider all supported access technologies in all supported bands when performing PLMN selection.

The goal of the PLMN selection process for such a multi mode MS is to find the highest priority PLMN and to attempt to register to it.

A multi mode MS shall follow the requirements in the present document for the PLMN selection procedures across both 3GPP and 3GPP2 access technologies. Additionally, the MS shall follow the requirements of the present document in its signalling procedures towards any 3GPP network. If the common PLMN selection procedure leads to selection of a

3GPP2 network, then the MS shall follow 3GPP2 specifications in meeting any 3GPP2 specific system selection constraints and in all signalling procedures towards the 3GPP2 network.

While registered to VPLMN via 3GPP2 access, the MS shall follow the 3GPP2 specifications for scan of higher priority PLMNs. Additionally to the requirements specified for 3GPP2 system, a multi mode MS while registered to a 3GPP2 VPLMN shall follow the requirements specified in clause 4.4.3.3.

NOTE: It is assumed that the MS can determine the PLMN identity of networks supporting 3GPP2 technologies from the information broadcast over the air.

## Annex A (normative): HPLMN Matching Criteria

With the introduction of PCS1900 with the regulatory mandate to allocate 3-digit MNC codes, additional functionality is required to identify the HPLMN.

### Assumptions

An MNC code shall consist of 2 or 3 decimal digits. In NA PCS1900, all SIMs shall store 3 digit MNCs.

Any network using a 2 digit MNC code shall broadcast the hexadecimal code "F" in place of the 3<sup>rd</sup> digit.

For PCS1900 for North America, regulations mandate that a 3-digit MNC shall be used; however during a transition period, a 2 digit MNC may be broadcast by the Network and, in this case, the 3<sup>rd</sup> digit of the SIM is stored as 0 (this is the 0 suffix rule).

With the exception of North America during the transition period:

- a) Within a single country (or area identified by a MCC) all networks shall broadcast a 2 digit MNC code, or all networks shall broadcast a 3 digit MNC code. A mixture of broadcast 2 and 3 digit MNC codes is not permitted within a single country (or area identified by a MCC).
- b) A network which broadcasts a 2 digit MNC code, will issue SIMs with a 2 digit MNC code in the IMSI on the SIM. A network which broadcasts a 3 digit MNC code, will issue SIMs with a 3 digit MNC code in the IMSI on the SIM.

### Definitions and abbreviations

<b>BCCH-MCC</b>	For GERAN, the MCC part of the LAI read from System Information type 3 messages broadcast on the BCCH by the network (see 3GPP TS 44.018 [34]), for UTRA, the MCC part of the PLMN broadcasted as specified in 3GPP TS 25.331 [33], for E-UTRA, the MCC part of the PLMN broadcasted as specified in 3GPP TS 36.331 [42], or for NR, the MCC part of the PLMN broadcasted as specified in 3GPP TS 38.331 [65].
<b>BCCH-MNC</b>	For GERAN the MNC part of the LAI read from System Information type 3 messages broadcast on the BCCH by the network (see 3GPP TS 44.018 [34]), for UTRA, the MNC part of the PLMN broadcasted as specified in 3GPP TS 25.331 [33], for E-UTRA, the MNC part of the PLMN broadcasted as specified in 3GPP TS 36.331 [42], or for NR, the MNC part of the PLMN broadcasted as specified in 3GPP TS 38.331 [65].
<b>SIM-MCC</b>	The MCC part of the IMSI or of additional entries in the EHPLMN list read from the SIM.
<b>SIM-MNC</b>	The MNC part of the IMSI or of additional entries in the EHPLMN list read from the SIM.

### HPLMN Matching Criteria in mobiles which don't support PCS1900 for NA:

Figure A.1 illustrates the logic flow described below. The text below is normative. Figure A.1 is informative.

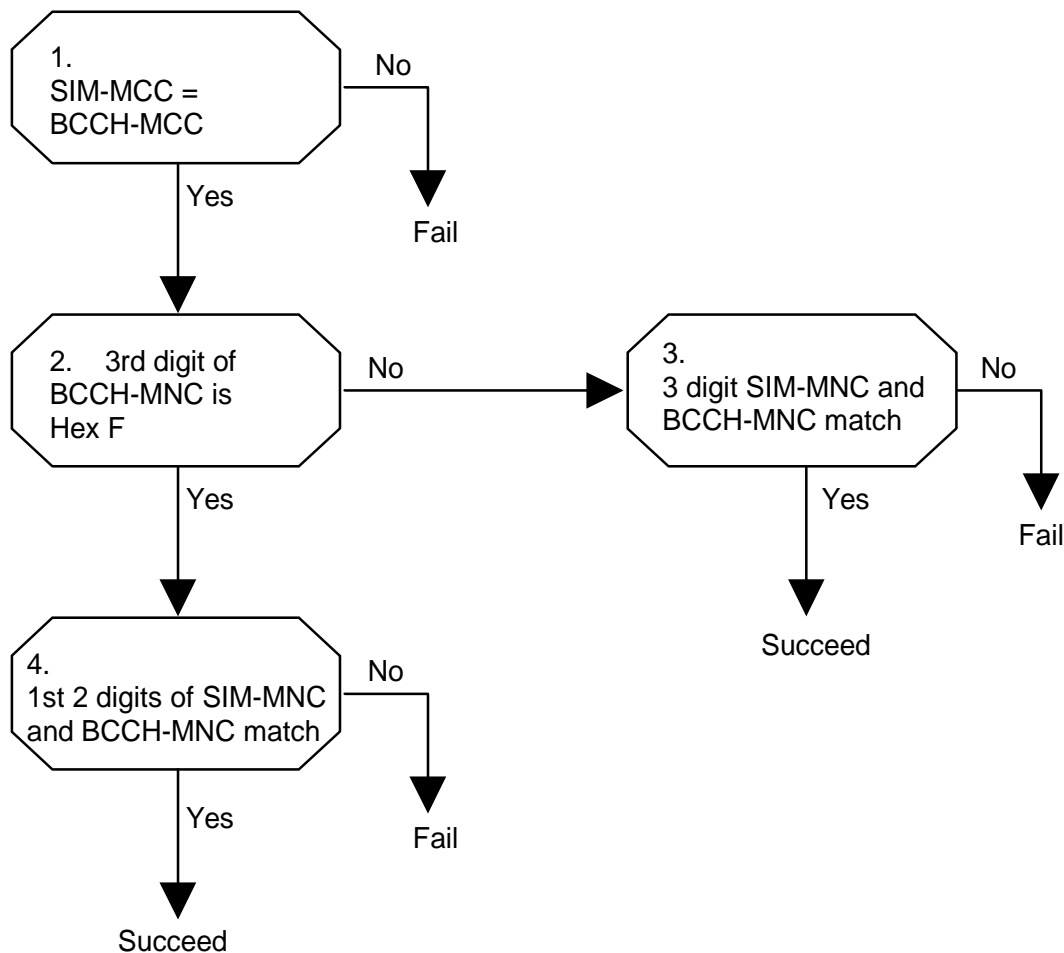
- (1) The MS shall compare using all 3 digits of the SIM-MCC with the BCCH-MCC. If the values do not match, then the HPLMN match fails.

NOTE: If the MCC codes match, then the number of digits used for the SIM-MNC must be the same as the number of digits used for the BCCH-MNC.

- (2) The MS shall read the 3<sup>rd</sup> digit of the BCCH-MNC. If the 3<sup>rd</sup> digit is Hex F, then proceed to step (4).
- (3) The MS shall compare using all 3 digits of the SIM-MNC with the BCCH-MNC. If the values match, then the HPLMN match succeeds, otherwise the HPLMN match fails.
- (4) The MS shall compare using just the 1<sup>st</sup> 2 digits the SIM-MNC with the BCCH-MNC. If the values match, then the HPLMN match succeeds, otherwise the HPLMN match fails.

If the EHPLMN list is present and is empty or if the EHPLMN list is not present, the matching procedure shall be done for the MCC/MNC of the IMSI.

If the EHPLMN list is present and is not empty, the matching procedure shall be done for all entries in the EHPLMN list until a match is found or all matches fail.



**Figure A.1: HPLMN Matching Criteria Logic Flow for mobiles which support GSM and DCS1800 (informative)**

#### HPLMN Matching Criteria for mobiles which support PCS1900 for NA:

Figure A.2 illustrates the logic flow described below. The text below is normative. Figure A.2 is informative.

- (1) The MS shall compare using all 3 digits the SIM-MCC with the BCCH-MCC. If the values do not match, then the HPLMN match fails.
- (2) The MS shall read the 3<sup>rd</sup> digit of the BCCH-MNC. If the 3<sup>rd</sup> digit is Hex F, then proceed to step (4).
- (3) The MS shall compare using all 3 digits the SIM-MNC with the BCCH-MNC. If the values match, then the HPLMN match succeeds, otherwise the HPLMN match fails.

NOTE: These rules (1) – (3) are the same as for mobiles which don't support PCS1900 for NA, except step (4) is different.

(4) The MS shall determine if the BCCH-MCC lies in the range 310-316 (i.e., whether this network is a PCS1900 for NA network). If the BCCH-MCC lies outside the range 310-316, then proceed to step (6).

(5) The MS shall compare the 3<sup>rd</sup> digit of the SIM-MNC with '0'. If the 3<sup>rd</sup> digit is not '0' then the HPLMN match fails.

NOTE: This is the '0' suffix rule.



- (6) The MS shall compare using just the 1<sup>st</sup> 2 digits of the SIM-MNC with the BCCH-MNC. If the values match, then the HPLMN match succeeds, otherwise the HPLMN match fails.

NOTE: When PCS1900 for NA switches over to broadcasting 3 digit MNCs in all networks, then the additional requirements for PCS1900 for NA can be deleted.

If the EHPLMN list is present and is empty or if the EHPLMN list is not present, the matching procedure shall be done for the MCC/MNC of the IMSI.

If the EHPLMN list is present and is not empty, the matching procedure shall be done for all entries in the EHPLMN list until a match is found or all matches fail.

#### **Guidance for Networks in PCS1900 for NA**

There may be some problems in the transition period from broadcasting 2 MNC digits to broadcasting 3 MNC digits. Here are some guidelines to avoid these problems.

- (1) Existing network codes. Operators who currently use a 2 digit BCCH-MNC **xy** should use the new code **xy0**.
- (2) New operators allocated 3 digit MNC codes with the same 1<sup>st</sup> 2 digits as an existing operator shall not use a 3<sup>rd</sup> digit of 0.

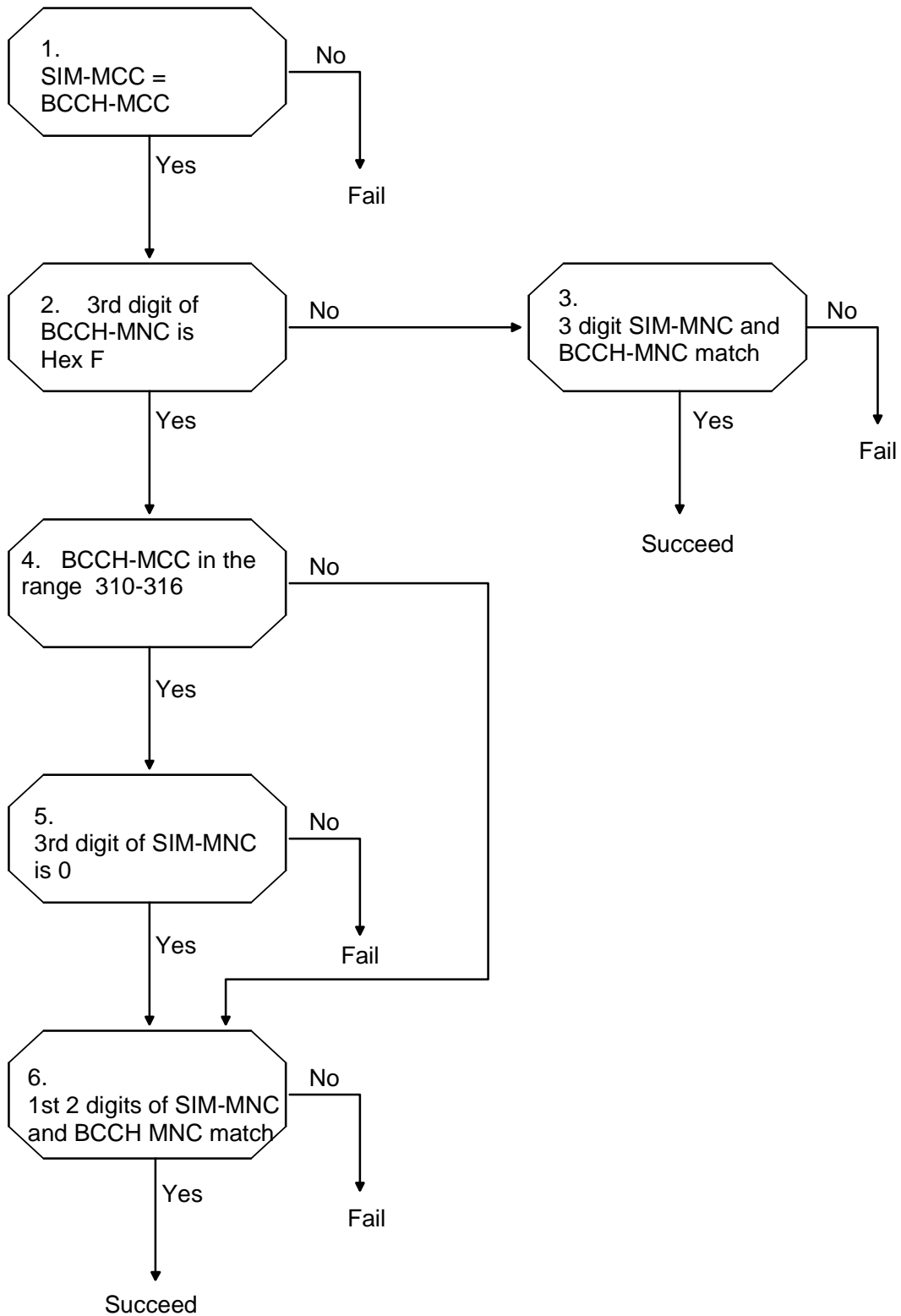


Figure A.2: HPLMN Matching Criteria Logic Flow for mobiles which support PCS1900 for NA (informative)

---

## Annex B (normative): PLMN matching criteria to be of same country as VPLMN

While an MS is roaming on a VPLMN, the VPLMN and a PLMN are of the same country only if their MCC values identify the same country. See clause 1.2 for the definition of country.

---

## Annex C (normative): Control plane solution for steering of roaming in 5GS

### C.0 Requirements for 5G steering of roaming over the control plane

In addition to the requirements specified in 3GPP TS 22.011 [9] clause 3.2.2.8, 3GPP TS 22.261 [74] clause 6.30 and 3GPP TS 23.501 [62] clause 5.30.2.2, the requirements in this clause apply.

The UE supporting N1 mode shall support the control plane solution for steering of roaming in 5GS. If the HPLMN or subscribed SNPN supports and wants to use the control plane solution for steering of roaming in 5GS, then the HPLMN or subscribed SNPN shall provide the steering of roaming information to the UE using the control plane mechanism defined in this annex.

The VPLMN shall transparently relay the steering of roaming information received from the HPLMN to the UE. The UE shall be able to detect whether the VPLMN removed the steering of roaming information during the initial registration procedure in the VPLMN. The UE shall be able to detect whether the VPLMN altered the steering of roaming information. If the UE detects that the VPLMN altered or removed the steering of roaming information then the UE shall consider the current VPLMN as the lowest priority PLMN and perform PLMN selection as defined in this annex.

The non-subscribed SNPN shall transparently relay the steering of roaming information received from the HPLMN or subscribed SNPN to the UE. The UE shall be able to detect whether the non-subscribed SNPN removed the steering of roaming information during the initial registration procedure in the non-subscribed SNPN. The UE shall be able to detect whether the non-subscribed SNPN altered the steering of roaming information. If the UE detects that the non-subscribed SNPN altered or removed the steering of roaming information then the UE shall consider the current SNPN as the lowest priority SNPN and perform SNPN selection as defined in this annex.

---

## C.1 General

### C.1.1 Steering of roaming over the control plane in a PLMN

The purpose of the control plane solution for steering of roaming in 5GS procedure in a PLMN is to allow the HPLMN to update one or more of the following via NAS signalling:

- a) the "Operator Controlled PLMN Selector with Access Technology" list in the UE by providing the HPLMN protected list of preferred PLMN/access technology combinations or a secured packet;
- b) the SOR-CMCI; and
- c) the SOR-SNPN-SI associated with the selected PLMN subscription in the ME.

If the selected PLMN is a VPLMN, the HPLMN can provide the steering of roaming information to the UE using the control plane mechanism during and after registration. If the selected PLMN is the HPLMN, the HPLMN can provide the steering of roaming information to the UE using the control plane mechanism after registration only. The HPLMN updates the "Operator Controlled PLMN Selector with Access Technology" based on the operator policies, which can be based on the registered VPLMN, the location of the UE, etc.

The HPLMN can configure their subscribed UE's USIM to indicate that the UE is expected to receive the steering of roaming information due to initial registration in 5GS in a VPLMN. At the same time the HPLMN will mark the UE is expected to receive the steering of roaming information due to initial registration in 5GS in a VPLMN, in the subscription information in the UDM. In this case, it is mandatory for the HPLMN to provide the steering of roaming information to the UE during initial registration in a VPLMN. Otherwise if such configuration is not provided in the USIM, it is optional for the HPLMN to provide the steering of roaming information to the UE during initial registration (based on operator policy). The HPLMN can provide the steering of roaming information to the UE during the registration procedure for mobility and periodic registration update (see 3GPP TS 24.501 [64]) and initial registration

procedure for emergency services. In addition, the HPLMN can request the UE to provide an acknowledgement of successful reception of the steering of roaming information.

NOTE 1: In annex C of this specification, the User Data Repository (UDR) is considered as part of the UDM.

As the HPLMN needs to consider certain criteria including the number of customers distributed through multiple VPLMNs in the same country or region, the list of the preferred PLMN/access technology combinations is not necessarily the same at all times and for all users. The list of the preferred PLMN/access technology combinations needs to be dynamically generated, e.g. generated on demand, by a dedicated steering of roaming application function (SOR-AF) providing operator specific data analytics solutions.

NOTE 2: The functional description of this dedicated application function (SOR-AF) is out of scope of 3GPP.

The steering of roaming connected mode control information (SOR-CMCI) enables the HPLMN to control the timing of a UE in 5GS connected mode to move to idle mode to perform the steering of roaming. If the UE selects a cell of any access technology other than NG-RAN, the SOR procedure is terminated (see clause C.4.2). The UE shall support the SOR-CMCI. The support and use of SOR-CMCI by the HPLMN is based on the HPLMN's operator policy.

The following requirements are applicable for the SOR-CMCI:

- The HPLMN may configure SOR-CMCI in the UE and may also send SOR-CMCI over N1 NAS signalling. The SOR-CMCI received over N1 NAS signalling has precedence over the SOR-CMCI configured in the UE.

NOTE 3: Based on HPLMN policy, while setting the SOR-CMCI the HPLMN can take into consideration the user preference for the service(s) not to be interrupted due to SOR (e.g. MMTEL voice call, MMTEL video call, HPLMN defined services, among others). The user can communicate its preference for the service(s) not to be interrupted due to SOR to the HPLMN utilizing non-standard operator-specific mechanisms, e.g. web-based.

- The UE shall indicate ME's support for SOR-CMCI to the HPLMN.

NOTE 4: The HPLMN has the knowledge of the USIM's capabilities in supporting SOR-CMCI.

- While performing SOR, the UE shall consider the list of preferred PLMN/access technology combinations or secured packet received in the SOR information together with the available SOR-CMCI.
- The HPLMN may provision the SOR-CMCI in the UE over N1 NAS signalling. The UE shall store the configured SOR-CMCI in the non-volatile memory of the ME or in the USIM as described in clause C.4.

The following requirements are applicable for the SOR-SNPN-SI:

- If the UE supports access to an SNPN using credentials from a credentials holder, the UE shall indicate ME's support for SOR-SNPN-SI to the HPLMN.

In order to support various deployment scenarios, the UDM may support:

- obtaining a list of preferred PLMN/access technology combinations, and SOR-CMCI, if any (if supported by the UDM and required by the HPLMN), or a secured packet which is or becomes available in the UDM (i.e. retrieved from the UDR);

NOTE 5: A secured packet can be made available at the UDR via implementation specific means. In this case the implementation specific means are required to ensure that the secured packet satisfies the "Replay detection and Sequence Integrity counter" (see ETSI TS 102 225 [73]) every time it is sent out from the HPLMN to the UE.

- obtaining a list of preferred PLMN/access technology combinations and SOR-CMCI, if any (if supported by the UDM and required by the HPLMN), or a secured packet from the SOR-AF; or
- both of the above.

The HPLMN policy for the SOR-AF invocation can be present in the UDM only if the UDM supports obtaining a list of preferred PLMN/access technology combinations and SOR-CMCI, if any, or a secured packet from the SOR-AF.

The UDM discards any list of preferred PLMN/access technology combinations, SOR-CMCI, if any, or any secured packet obtained from the SOR-AF or which is or becomes available in the UDM (i.e. retrieved from the UDR), either during registration (as specified in annex C.2) or after registration (as specified in annex C.3 and C.4.3), when the UDM

cannot successfully forward the SOR information to the AMF (e.g. in case the UDM receives the response from the SOR-AF with the list of preferred PLMN/access technology combinations, the SOR-CMCI, if any, or the secured packet after the expiration of the operator specific timer, or if there is no AMF registered for the UE).

The UE maintains a list of "PLMNs where registration was aborted due to SOR". If the UE receives steering of roaming information in the REGISTRATION ACCEPT or DL NAS TRANSPORT message and the security check to verify that the steering of roaming information is provided by HPLMN is successful, the UE shall remove the current selected PLMN from the list of "PLMNs where registration was aborted due to SOR". The UE shall delete the list of "PLMNs where registration was aborted due to SOR" when the MS is switched off, the USIM is removed or after a UE implementation dependent time.

If:

- the UE's USIM is configured to indicate that the UE shall expect to receive the steering of roaming information during initial registration procedure but did not receive it or security check on the steering of roaming information fails;
- the current chosen VPLMN is not contained in the list of "PLMNs where registration was aborted due to SOR";
- the current chosen VPLMN is not part of "User Controlled PLMN Selector with Access Technology" list; and
- the UE is not in manual mode of operation;

then the UE will perform PLMN selection with the current VPLMN considered as lowest priority.

It is mandatory for the VPLMN to transparently forward to the UE the steering of roaming information received from HPLMN and to transparently forward to the HPLMN the acknowledgement of successful reception of the steering of roaming information received from UE, both while the UE is trying to register onto the VPLMN as described in clause C.2, and after the UE has registered onto the VPLMN as described in clause C.3 and C.4.3.

If the last received steering of roaming information contains the list of preferred PLMN/access technology combinations then the ME shall not delete the "Operator Controlled PLMN Selector with Access Technology" list stored in the ME when the UE is switched off.

The "Operator Controlled PLMN Selector with Access Technology" list shall be stored in the ME together with the SUPI from the USIM. The ME shall delete the "Operator Controlled PLMN Selector with Access Technology" list stored in the ME when a new USIM is inserted.

The procedure in this annex for steering of UE in VPLMN can be initiated by the network while the UE is trying to register onto the VPLMN as described in clause C.2, or after the UE has registered onto the HPLMN or the VPLMN as described in clause C.3, C.7 and C.4.3.

## C.1.2 Steering of roaming over the control plane in an SNPN

The purpose of the control plane solution for steering of roaming in 5GS procedure in an SNPN is to allow the HPLMN or subscribed SNPN to update one or more of the following via NAS signalling:

- a) the SOR-SNP-SI associated with the selected entry of "list of subscriber data" or the selected PLMN subscription in the ME, for a UE which supports access to an SNPN using credentials from a credential holder; and
- b) the SOR-CMCI.

The control plane solution for steering of roaming in 5GS procedure in an SNPN can also be used by the HPLMN to update the "Operator Controlled PLMN Selector with Access Technology" list in the UE by providing the HPLMN protected list of preferred PLMN/access technology combinations or a secured packet via NAS signalling.

The HPLMN or subscribed SNPN can provide the steering of roaming information to the UE using the control plane mechanism during and after registration. The HPLMN or subscribed SNPN updates the SOR-SNP-SI based on the HPLMN or subscribed SNPN policies, which can be based on the registered SNPN, the location of the UE, etc. The control plane solution for steering of roaming in 5GS procedure in an SNPN is not applicable for credentials holder with AAA server.

If the UE supports access to an SNPN using credentials from a credentials holder:

- a) the UE shall indicate ME's support for SOR-SNPNI when registering in a subscribed SNPN or in the HPLMN; and
- b) the UE may indicate ME's support for SOR-SNPNI when sending an SOR transparent container including a UE acknowledgement in a PLMN.

When the UE indicates ME's support for SOR-SNPNI in the 5GMM capability in initial registration or emergency registration or when ME's support for SOR-SNPNI changes in mobility registration update, the AMF shall inform the UDM.

The HPLMN or subscribed SNPN can configure their subscribed UEs' SNPN configuration parameters associated with the PLMN subscription or the selected entry of the "list of subscriber data", respectively, to expect to receive the steering of roaming information due to initial registration in a non-subscribed SNPN. At the same time the HPLMN or subscribed SNPN will mark the UE as expecting to receive the steering of roaming information due to initial registration in a non-subscribed SNPN, in the subscription information in the UDM. In this case, it is mandatory for the HPLMN or subscribed SNPN to provide the steering of roaming information to the UE during initial registration in a non-subscribed SNPN. Otherwise if such configuration is not provided in the ME, it is optional for the HPLMN or subscribed SNPN to provide the steering of roaming information to the UE during initial registration (based on HPLMN or subscribed SNPN policy). The HPLMN or subscribed SNPN can provide the steering of roaming information to the UE during the registration procedure for mobility and periodic registration update (see 3GPP TS 24.501 [64]) and initial registration procedure for emergency services. In addition, the HPLMN or subscribed SNPN can request the UE to provide an acknowledgement of successful reception of the steering of roaming information.

NOTE 1: In annex C of this specification, the User Data Repository (UDR) is considered as part of the UDM.

As the HPLMN or subscribed SNPN needs to consider certain criteria including the number of customers distributed through multiple SNNs in the same country or region, the SOR-SNPNI is not necessarily the same at all times and for all users.

NOTE 2: The functional description of this dedicated application function (SOR-AF) is out of scope of 3GPP.

The steering of roaming connected mode control information (SOR-CMCI) enables the HPLMN or subscribed SNPN to control the timing of a UE in connected mode to move to idle mode, if the UE decides to perform SNPN selection upon receiving the steering of roaming information. The UE shall support the SOR-CMCI. The support and use of SOR-CMCI by the HPLMN or subscribed SNPN is based on the HPLMN or subscribed SNPN policy.

The following requirements are applicable for the SOR-CMCI:

- The HPLMN or subscribed SNPN may configure SOR-CMCI in the UE and may also send SOR-CMCI over N1 NAS signalling. The SOR-CMCI received over N1 NAS signalling has precedence over the SOR-CMCI configured in the UE.
- The UE shall indicate ME's support for SOR-CMCI to the HPLMN or subscribed SNPN.

NOTE 3: If the credentials holder is the HPLMN, the HPLMN has the knowledge of the USIM's capabilities in supporting SOR-CMCI.

- While performing SOR, the UE shall consider the SOR-SNPNI received in the SOR information together with the available SOR-CMCI.
- The HPLMN or subscribed SNPN may provision the SOR-CMCI in the UE over N1 NAS signalling. The UE shall store the configured SOR-CMCI in the non-volatile memory of the ME or in the USIM as described in clause C.4.

In order to support various deployment scenarios, the UDM may support:

- obtaining the SOR-SNPNI which is or becomes available in the UDM (i.e. retrieved from the UDR);
- obtaining the SOR-SNPNI from the SOR-AF; or
- both of the above.

The HPLMN or subscribed SNPN policy for the SOR-AF invocation can be present in the UDM only if the UDM supports obtaining the SOR-SNPNI from the SOR-AF.

The UDM discards any SOR-SNP-SI obtained from the SOR-AF or which is or becomes available in the UDM (i.e. retrieved from the UDR), either during registration (as specified in annex C.5) or after registration (as specified in annex C.6), when the UDM cannot successfully forward the SOR information to the AMF (e.g. in case the UDM receives the response from the SOR-AF with the SOR-SNP-SI after the expiration of the HPLMN or subscribed SNP specific timer, or if there is no AMF registered for the UE).

The UE maintains a list of "SNPNs where registration was aborted due to SOR" per entry of the "list of subscriber data" or the PLMN subscription. If the UE receives steering of roaming information in the REGISTRATION ACCEPT or DL NAS TRANSPORT message in an SNP and the security check to verify that the steering of roaming information is provided by the HPLMN or subscribed SNP is successful, the UE shall remove the current selected SNP from the list of "SNPNs where registration was aborted due to SOR" for the selected entry of the "list of subscriber data" or the selected PLMN subscription. The UE shall delete the list of "SNPNs where registration was aborted due to SOR" when the selected entry of the "list of subscriber data" is updated or the UICC containing the USIM is removed.

If:

- the UE's ME is configured to indicate that the UE shall expect to receive the steering of roaming information during initial registration procedure for the selected entry of the "list of subscriber data" or the selected PLMN subscription but did not receive it or security check on the steering of roaming information fails;
- the current chosen non-subscribed SNP is not contained in the list of "SNPNs where registration was aborted due to SOR" for the selected entry of the "list of subscriber data" or the selected PLMN subscription;
- the current chosen non-subscribed SNP is not part of the user controlled prioritized list of preferred SNPNs for the selected entry of the "list of subscriber data" or the selected PLMN subscription; and
- the UE is not in manual mode of operation;

then the UE will perform SNP selection with the current SNP considered as lowest priority.

It is mandatory for the non-subscribed SNP to transparently forward to the UE the steering of roaming information received from the HPLMN or subscribed SNP and to transparently forward to the HPLMN or subscribed SNP the acknowledgement of successful reception of the steering of roaming information received from the UE, both while the UE is trying to register onto the non-subscribed SNP as described in clause C.5, and after the UE has registered onto the non-subscribed SNP as described in clause C.6.

The ME shall delete the SOR-SNP-SI stored in the ME when the subscriber identifier, the SNP identity of the subscribed SNP, or both, of the selected entry of the "list of subscriber data" are updated or the UICC containing the USIM is removed.

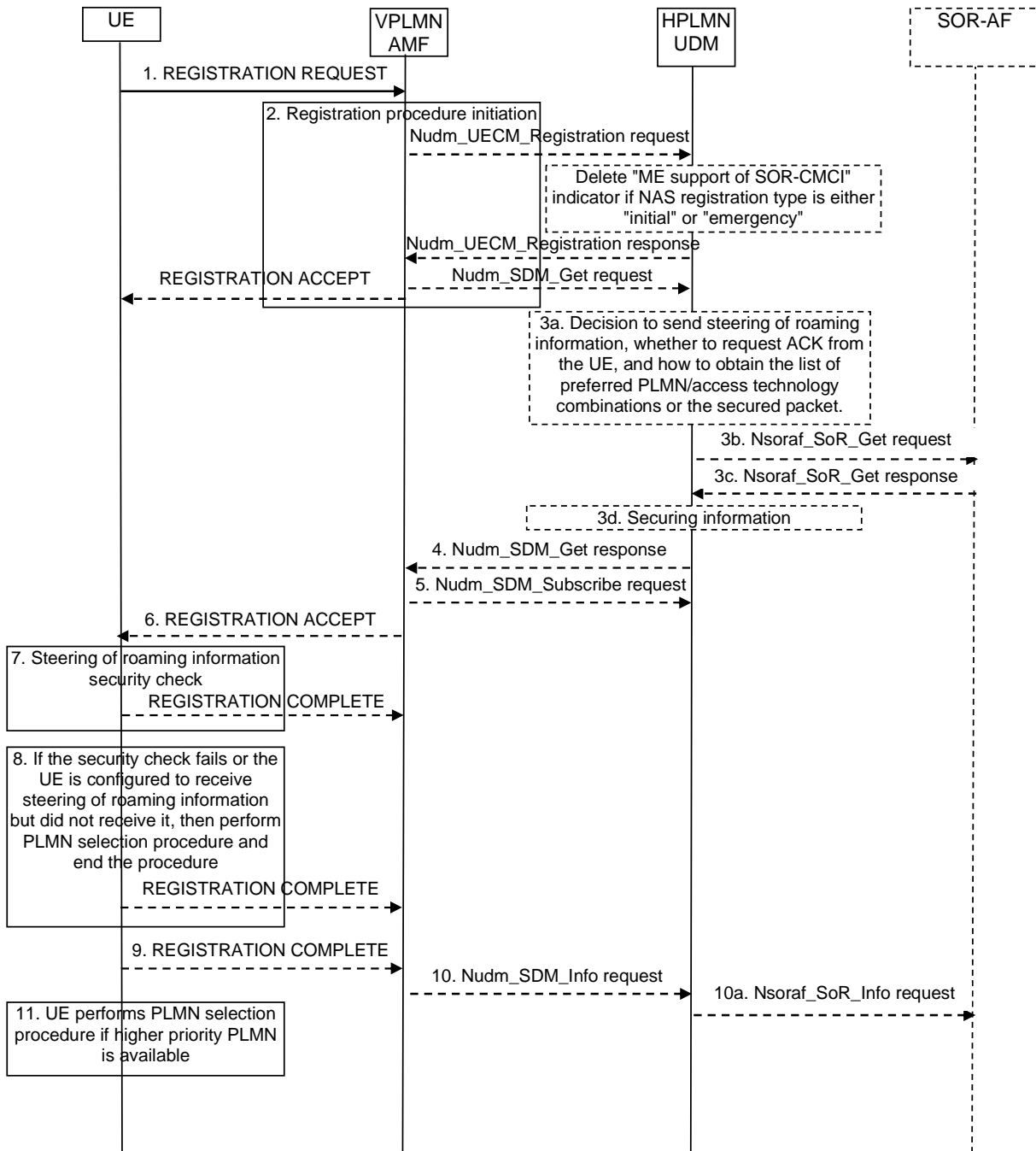
The procedure in this annex for steering of UE in an SNP can be initiated by the network while the UE is trying to register onto a non-subscribed SNP as described in clause C.5, or after the UE has registered onto the subscribed SNP or a non-subscribed SNP as described in clause C.6 and C.8.

---

## C.2 Stage-2 flow for steering of UE in VPLMN during registration

The stage-2 flow for the case when the UE registers with VPLMN AMF is described below in figure C.2.1. The selected PLMN is the VPLMN. The AMF is located in the selected VPLMN.





**Figure C.2.1: Procedure for providing list of preferred PLMN/access technology combinations and the SOR-CMCI, if any, or secured packet during registration**

For the steps below, security protection is described in 3GPP TS 33.501 [24].

- 1) The UE to the VPLMN AMF: The UE initiates initial registration, emergency registration or registration procedure for mobility and periodic registration update (see 3GPP TS 24.501 [64]) to the VPLMN AMF by sending REGISTRATION REQUEST message with the 5GS registration type IE indicating "initial registration", "emergency registration" or "mobility registration updating";
- 2) Upon receiving REGISTRATION REQUEST message, the VPLMN AMF executes the registration procedure as defined in clause 4.2.2.2 of 3GPP TS 23.502 [63]. As part of the registration procedure:
  - a) the AMF provides the registration type to the UDM using Nudm\_UECM\_Registration. As a consequence, in case of the 5GS registration type message indicates "initial registration" or "emergency registration" the UDM shall delete the stored "ME support of SOR-CMCI" indicator, if any, and the stored "ME support of SOR-SNPNI-SI" indicator, if any, in UDR using Nudr\_DM\_Update service operation (see 3GPP TS 23.502 [63]).

NOTE 1: Nudr\_DM\_Update service operation corresponds to Nudr\_DR\_Update service operation (see 3GPP TS 29.504 [82] and 3GPP TS 29.505 [83]).

In addition:

- a) if the VPLMN AMF does not have subscription data for the UE, the VPLMN AMF invokes Nudm\_SDM\_Get service operation to the HPLMN UDM to get amongst other information the Access and Mobility Subscription data for the UE (see step 14b in clause 4.2.2.2.2 of 3GPP TS 23.502 [63]); or
- b) if the VPLMN AMF already has subscription data for the UE and:
  - i) the 5GS registration type IE in the received REGISTRATION REQUEST message indicates "initial registration" and the "SoR Update Indicator for Initial Registration" field in the UE context is set to 'the UDM requests the AMF to retrieve SoR information when the UE performs NAS registration type "initial registration"' as specified in table 5.2.2.2.2-1 of 3GPP TS 23.502 [63]); or
  - ii) the 5GS registration type IE in the received REGISTRATION REQUEST message indicates "emergency registration" and the "SoR Update Indicator for Emergency Registration" field in the UE context is set to 'the UDM requests the AMF to retrieve SoR information when the UE performs NAS registration type "emergency registration"' as specified in table 5.2.2.2.2-1 of 3GPP TS 23.502 [63]);

then the VPLMN AMF invokes Nudm\_SDM\_Get service operation message to the HPLMN UDM to retrieve the steering of roaming information (see step 14b in clause 4.2.2.2.2 of 3GPP TS 23.502 [63]);

otherwise the VPLMN AMF sends a REGISTRATION ACCEPT message without the steering of roaming information to the UE and steps 3a, 3b, 3c, 3d, 4, 5, 6 are skipped;

- 3a) If the user subscription information indicates to send the steering of roaming information due to initial registration in a VPLMN, then the HPLMN UDM shall provide the steering of roaming information to the UE when the UE performs initial registration in a VPLMN, otherwise the HPLMN UDM may provide the steering of roaming information to the UE, based on operator policy.

NOTE 2: Based on operator deployment and policy, if the UDM receives the list of preferred PLMN/access technology combinations from the UDR, and the UDM supports communication with the SP-AF, the UDM can send this list to the SP-AF requesting it to provide this information in a secured packet as defined in 3GPP TS 29.544 [71].

If the HPLMN UDM is to provide the steering of roaming information to the UE when the UE performs the registration in a VPLMN, and the HPLMN policy for the SOR-AF invocation is absent then steps 3b and 3c are not performed and the HPLMN UDM obtains the available list of preferred PLMN/access technology combinations or the available secured packet (i.e. all retrieved from the UDR). In addition, if the HPLMN UDM obtains the list of preferred PLMN/access technology combinations and the "ME support of SOR-CMCI" indicator is stored for the UE, then the HPLMN UDM shall obtain the SOR-CMCI, if available, otherwise the HPLMN UDM shall not obtain the SOR-CMCI. If the SOR-CMCI is provided then the HPLMN UDM may indicate to the UE to store the SOR-CMCI in the ME by providing the "Store SOR-CMCI in ME" indicator set to "Store SOR-CMCI in ME".

NOTE 3: The secured packet obtained by the UDM can include SOR-CMCI only if the "ME support of SOR-CMCI" indicator is stored for the UE and the USIM of the indicated SUPI supports SOR-CMCI. Otherwise if only the "ME support of SOR-CMCI" indicator is stored for the UE, then SOR-CMCI, if any, cannot be included in the secured packet.

If the HPLMN UDM is to provide the steering of roaming information to the UE when the UE performs the registration in a VPLMN, and the HPLMN policy for the SOR-AF invocation is present, then the HPLMN UDM obtains the list of preferred PLMN/access technology combinations, SOR-CMCI, if any, or the secured packet from the SOR-AF using steps 3b and 3c;

- 3b) The HPLMN UDM to the SOR-AF: Nsoraf\_SoR\_Get request (VPLMN ID, SUPI of the UE, access type (see 3GPP TS 29.571 [72])). The VPLMN ID and the access type parameters, indicating where the UE is registering, are stored in the HPLMN UDM;
- 3c) The SOR-AF to the HPLMN UDM: Nsoraf\_SoR\_Get response (the list of preferred PLMN/access technology combinations, the SOR-CMCI, if any, and the "Store SOR-CMCI in ME" indicator, if any, or the secured packet, or neither of them);

Based on the information received in step 3b and any operator specific criteria, the SOR-AF may either:

- include the list of preferred PLMN/access technology combinations, the SOR-CMCI, if any, and optionally the "Store SOR-CMCI in ME" indicator, if any;
- provide the secured packet in the Nsoraf\_SoR\_Get response; or
- provide the Nsoraf\_SoR\_Get response with neither of the information above.

If the SOR-AF includes the list of preferred PLMN/access technology combinations and the ME supports the SOR-CMCI, the SOR-AF may provide the SOR-CMCI and optionally the "Store SOR-CMCI in ME" indicator, otherwise the SOR-AF shall provide neither the SOR-CMCI nor "Store the SOR-CMCI in ME" indicator.

NOTE 4: In this version of the specification, when the access type where the UE is registering indicates 3GPP access, then the UE is registering over the NG-RAN access technology.

NOTE 5: Based on operator deployment and policy, if the UDM receives the list of preferred PLMN/access technology combinations, and the SOR-CMCI, if any, in the Nsoraf\_SoR\_Get response from the SOR-AF, and the UDM supports communication with SP-AF, it can send this list, and the SOR-CMCI, if any, to SP-AF requesting it to provide this information in a secured packet as defined in 3GPP TS 29.544 [71].

NOTE 6: The SOR-AF can include a different list of preferred PLMN/access technology combinations, different SOR-CMCI, if any, and different "Store SOR-CMCI in ME" indicator, if any, or a different secured packet for each Nsoraf\_SoR\_Get request even if the same VPLMN ID, the SUPI of the UE, and the access type are provided to the SOR-AF.

NOTE 7: The SOR-AF can subscribe to the HPLMN UDM to be notified about the changes of the roaming status of the UE identified by SUPI.

NOTE 8: The SOR-AF can determine that the ME supports the SOR-CMCI if the Nsoraf\_SoR\_Info service operation has returned the "ME support of SOR-CMCI" indicator.

NOTE 9: Secured packet provided by the SOR-AF can include SOR-CMCI only if the SOR-AF has determined that the ME supports the SOR-CMCI and the USIM of the indicated SUPI supports SOR-CMCI. Otherwise if only the "ME support of SOR-CMCI" indicator is stored for the UE, then SOR-CMCI, if any, cannot be included in the secured packet.

NOTE 10: Secured packets do not include the "Store SOR-CMCI in ME" indicator.

3d) The HPLMN UDM forms the steering of roaming information as specified in 3GPP TS 33.501 [66] from:

- the list of preferred PLMN/access technology combinations, the SOR-CMCI, if any, and the "Store SOR-CMCI in ME" indicator, if any, or the secured packet obtained in step 3a; or
- the list of preferred PLMN/access technology combinations and the SOR-CMCI, if any, and "Store the SOR-CMCI in ME" indicator, if any, or the secured packet, obtained in step 3c.

If:

- neither the list of preferred PLMN/access technology combinations nor the secured packet was obtained in steps 3a or 3c; or
- the SOR-AF has not sent to the HPLMN UDM an Nsoraf\_SoR\_Get response (step 3c) within an operator defined time after the HPLMN UDM sending to the SOR-AF an Nsoraf\_SoR\_Get request (step 3b);

NOTE 11: Stage 3 to define the timer needed for the SOR-AF to respond to the HPLMN UDM. The max time needs to be defined considering that this procedure is part of the Registration procedure.

and the UE is performing initial registration in a VPLMN and the user subscription information indicates to send the steering of roaming information due to initial registration in a VPLMN, then the HPLMN UDM forms the steering of roaming information as specified in 3GPP TS 33.501 [66] from the HPLMN indication that 'no change of the "Operator Controlled PLMN Selector with Access Technology" list stored in the UE is needed and thus no list of preferred PLMN/access technology combinations is provided';

If the "Store SOR-CMCI in ME" indicator was not obtained in step 3a or 3c and the "ME support of SOR-CMCI" indicator is stored for the UE in the HPLMN UDM, the HPLMN UDM forms the steering of roaming information with the "Store SOR-CMCI in ME" indicator set to "Do not store SOR-CMCI in ME";

- 4) The HPLMN UDM to the VPLMN AMF: The HPLMN UDM sends a response to the Nudm\_SDM\_Get service operation to the VPLMN AMF, which includes the steering of roaming information within the Access and Mobility Subscription data. The Access and Mobility Subscription data type is defined in clause 5.2.3.3.1 of 3GPP TS 23.502 [63]).

NOTE 12: The UDM cannot provide the SOR-CMCI, if any, to the VPLMN AMF which does not support receiving SoR transparent container (see 3GPP TS 29.503 [78]).

If the UE is performing initial registration or emergency registration and the HPLMN UDM supports SOR-CMCI, the HPLMN shall request the UE to acknowledge the successful security check of the received steering of roaming information, by providing the indication as part of the steering of roaming information in the Nudm\_SDM\_Get response service operation. Otherwise, the HPLMN may request the UE to acknowledge the successful security check of the received steering of roaming information, by providing the indication as part of the steering of roaming information in the Nudm\_SDM\_Get response service operation;

NOTE 13: If the UE is performing registration procedure for mobility and periodic registration update (see 3GPP TS 24.501 [64]) after inter-system change from S1 mode to N1 mode and the HPLMN UDM supports SOR-CMCI, the HPLMN requests the UE to acknowledge the successful security check of the received steering of roaming information, by providing the indication as part of the steering of roaming information in the Nudm\_SDM\_Get response service operation, unless the HPLMN UDM has already received and stored the "ME support of SOR-CMCI" indicator for the UE during its former registration on the current VPLMN.

- 5) The VPLMN AMF to the HPLMN UDM: As part of the registration procedure, the VPLMN AMF also invokes Nudm\_SDM\_Subscribe service operation to the HPLMN UDM to subscribe to notification of changes of the subscription data (e.g. received in step 4) including notification of updates of the steering of roaming information included in the Access and Mobility Subscription data (see step 14c in clause 4.2.2.2.2 of 3GPP TS 23.502 [63]);
- 6) The VPLMN AMF to the UE: The VPLMN AMF shall transparently send the received steering of roaming information to the UE in the REGISTRATION ACCEPT message;
- 7) If the steering of roaming information is received and the security check is successful, then:
- a) if the UDM has not requested an acknowledgement from the UE, then the UE shall send the REGISTRATION COMPLETE message to the serving AMF without including an SOR transparent container;
  - b) if the steering of roaming information contains a secured packet (see 3GPP TS 31.115 [67]):
    - the ME shall upload the secured packet to the USIM using procedures in 3GPP TS 31.111 [41], if the service "data download via SMS Point-to-point" is allocated and activated in the USIM Service Table (see 3GPP TS 31.102 [40]);

NOTE 14: How the ME handles UICC responses and failures in communication between the ME and UICC is implementation specific and out of scope of this release of the specification.

- if the UDM has not requested an acknowledgement from the UE and:
  - A) the ME receives a USAT REFRESH with command qualifier (3GPP TS 31.111 [41]) of type "Steering of Roaming" and either a SOR-CMCI is included, or the UE is configured with the SOR-CMCI, the UE shall perform items a), b) and c) of the procedure for steering of roaming in clause 4.4.6, and if the UE is in automatic network selection mode then it shall apply the actions in clause C.4.2. In this case steps 8 to 11 are skipped; or
  - B) the ME receives a USAT REFRESH command qualifier (3GPP TS 31.111 [41]) of type "Steering of Roaming" and neither a SOR-CMCI is included, nor the UE is configured with the SOR-CMCI, it shall perform items a), b) and c) of the procedure for steering of roaming in clause 4.4.6 and if:
    - i) the UE has a list of available and allowable PLMNs in the area and based on this list or any other implementation specific means the UE determines that there is a higher priority PLMN than the selected VPLMN; or

- ii) the UE does not have a list of available and allowable PLMNs in the area and is unable to determine whether there is a higher priority PLMN than the selected VPLMN using any other implementation specific means;

and the UE is in automatic network selection mode, then the UE shall either:

- i) release the current N1 NAS signalling connection locally and then attempt to obtain service on a higher priority PLMN as specified in clause 4.4.3.3 by acting as if timer T that controls periodic attempts has expired. In this case, steps 8 to 11 are skipped. The UE shall suspend the transmission of 5GSM messages until the N1 NAS signalling is released. If the UE has an established emergency PDU session (see 3GPP TS 24.501 [64]), the receipt of the steering of roaming information shall not trigger the release of the N1 NAS signalling connection. If camped on a NG-RAN cell, the UE shall release the current N1 NAS signalling connection locally subsequently after the emergency PDU session is released, otherwise the UE shall not take any further actions; or
  - ii) not release the current N1 NAS signalling connection locally (e.g. if the UE has established PDU session(s)) and skip steps 8 to 10;
- c) if the steering of roaming information contains the list of preferred PLMN/access technology combinations, the ME shall replace the highest priority entries in the "Operator Controlled PLMN Selector with Access Technology" list stored in the ME with the received list of preferred PLMN/access technology combinations, and delete the PLMNs identified by the list of preferred PLMN/access technology combinations from the Forbidden PLMN list and from the Forbidden PLMNs for GPRS service list, if they are present in these lists. Additionally, if:
- i) the UE has a list of available and allowable PLMNs in the area and based on this list or any other implementation specific means the UE determines that there is a higher priority PLMN than the selected VPLMN; or
  - ii) the UE does not have a list of available and allowable PLMNs in the area and is unable to determine whether there is a higher priority PLMN than the selected VPLMN using any other implementation specific means;

and the UE is in automatic network selection mode:

- A) if the UE is configured with the SOR-CMCI or received the SOR-CMCI over N1 NAS signalling, the UE shall apply the actions in clause C.4.2. In this case steps 8 to 11 are skipped;
- B) otherwise, the UE shall:
  - i) release the current N1 NAS signalling connection locally and then attempt to obtain service on a higher priority PLMN as specified in clause 4.4.3.3 by acting as if timer T that controls periodic attempts has expired. In this case, steps 8 to 11 are skipped. The UE shall suspend the transmission of 5GSM messages until the N1 NAS signalling is released. If the UE has an established emergency PDU session (see 3GPP TS 24.501 [64]), the receipt of the steering of roaming information shall not trigger the release of the N1 NAS signalling connection. If camped on a NG-RAN cell, the UE shall release the current N1 NAS signalling connection locally subsequently after the emergency PDU session is released, otherwise the UE shall not take any further actions. If the UE needs to disable the N1 mode capability (see 3GPP TS 24.501 [64]) and there is no emergency service pending, the UE shall first attempt to obtain service on a higher priority PLMN as described in this step, and if no higher priority PLMN can be selected but the last registered PLMN is selected, then the UE shall disable the N1 mode capability; or
  - ii) not release the current N1 NAS signalling connection locally (e.g. if the UE has established PDU session(s)) and skip steps 8 to 10;

NOTE 15: When the UE is in the manual mode of operation or the current chosen VPLMN is part of the "User Controlled PLMN Selector with Access Technology" list, the UE stays on the VPLMN.

- 8) If the UE's USIM is configured with indication that the UE is to receive the steering of roaming information due to initial registration in a VPLMN, but neither the list of preferred PLMN/access technology combinations nor the secured packet nor the HPLMN indication that 'no change of the "Operator Controlled PLMN Selector with Access Technology" list stored in the UE is needed and thus no list of preferred PLMN/access technology

combinations is provided' is received in the REGISTRATION ACCEPT message, when the UE performs initial registration in a VPLMN or if the steering of roaming information is received but the security check is not successful, then the UE shall:

- a) if the SOR transparent container is included in the REGISTRATION ACCEPT message, send the REGISTRATION COMPLETE message to the serving AMF without including an SOR transparent container;
- b) if the current chosen VPLMN is not contained in the list of "PLMNs where registration was aborted due to SOR", and is not part of "User Controlled PLMN Selector with Access Technology" list and the UE is not in manual mode of operation:
  - i) if the steering of roaming information is received but the security check is not successful when the UE performs registration procedure for mobility and periodic registration update (see 3GPP TS 24.501 [64]) in a VPLMN and the UE has a SOR-CMCI stored in the non-volatile memory of the ME, and there are ongoing PDU sessions or services, the UE shall apply the actions in clause C.4.2. In this case, current PLMN is considered as lowest priority and steps 9 to 11 are skipped;
  - ii) otherwise, the UE shall release the current N1 NAS signalling connection locally and attempt to obtain service on a higher priority PLMN as specified in clause 4.4.3.3 by acting as if timer T that controls periodic attempts has expired, with an exception that the current PLMN is considered as lowest priority, and skip steps 9 to 11. The UE shall suspend the transmission of 5GSM messages until the N1 NAS signalling is released. If the UE has an established emergency PDU session (see 3GPP TS 24.501 [64]), if camped on a NG-RAN cell, the UE shall release the current N1 NAS signalling connection locally after the release of the emergency PDU session, otherwise the UE shall not take any further actions. If the UE needs to disable the N1 mode capability (see 3GPP TS 24.501 [64]) and there is no emergency service pending, the UE shall first attempt to obtain service on a higher priority PLMN as described in this step, and if no higher priority PLMN can be selected but the last registered PLMN is selected, then the UE shall disable the N1 mode capability; and
- c) if the current chosen VPLMN is not contained in the list of "PLMNs where registration was aborted due to SOR", store the PLMN identity in the list of "PLMNs where registration was aborted due to SOR";

NOTE 16: When the UE is in the manual mode of operation or the current chosen VPLMN is part of the "User Controlled PLMN Selector with Access Technology" list, the UE stays on the VPLMN.

- 9) The UE to the VPLMN AMF: If the UDM has requested an acknowledgement from the UE and the UE verified that the steering of roaming information has been provided by the HPLMN in step 7, then:
  - a) the UE sends the REGISTRATION COMPLETE message to the serving AMF with an SOR transparent container including the UE acknowledgement;
  - b) the UE shall set the "ME support of SOR-CMCI" indicator in the header of the SOR transparent container to "supported";
  - c) if the UE supports access to an SNPN using credentials from a credentials holder, the UE may set the "ME support of SOR-SNPN-SI" indicator in the header of the SOR transparent container to "supported"; and
  - d) if:
    - the steering of roaming information contained a secured packet, then when the UE receives the USAT REFRESH command qualifier of type "Steering of Roaming" and neither a SOR-CMCI is included, nor the UE is configured with the SOR-CMCI, it performs items a), b) and c) of the procedure for steering of roaming in clause 4.4.6;
    - the steering of roaming information contained a secured packet, then when the UE receives a USAT REFRESH with command qualifier (3GPP TS 31.111 [41]) of type "Steering of Roaming" and either a SOR-CMCI is included, or the UE is configured with the SOR-CMCI, the UE shall perform items a), b) and c) of the procedure for steering of roaming in clause 4.4.6 and if the UE is in automatic network selection mode then it shall apply the actions in clause C.4.2, and step 11 is skipped;
    - the steering of roaming information contains the list of preferred PLMN/access technology combinations, the UE is configured with the SOR-CMCI or received the SOR-CMCI over N1 NAS signalling, and the UE is in automatic network selection mode, then the UE shall apply the actions in clause C.4.2, and step 11 is skipped; or

- the steering of roaming information contains an indication that 'no change of the "Operator Controlled PLMN Selector with Access Technology" list stored in the UE is needed and thus no list of preferred PLMN/access technology combinations is provided', then step 11 is skipped;

10) The VPLMN AMF to the HPLMN UDM: If an SOR transparent container is received in the REGISTRATION COMPLETE message, the AMF uses the Nudm\_SDM\_Info service operation to provide the received SOR transparent container to the UDM. If the HPLMN decided that the UE is to acknowledge the successful security check of the received steering of roaming information in step 4, the UDM verifies that the acknowledgement is provided by the UE as specified in 3GPP TS 33.501 [66]. If the "ME support of SOR-CMCI" indicator in the header of the SOR transparent container is set to "supported", then the HPLMN UDM shall store the "ME support of SOR-CMCI" indicator, otherwise the HPLMN UDM shall delete the stored "ME support of SOR-CMCI" indicator, if any. Additionally, if the "ME support of SOR-SNPN-SI" indicator in the header of the SOR transparent container is set to "supported", then the HPLMN UDM shall store the "ME support of SOR-SNPN-SI" indicator, otherwise the HPLMN UDM shall delete the stored "ME support of SOR-SNPN-SI" indicator, if any.

NOTE 17: The UDM cannot receive the "ME support of SOR-CMCI" indicator or the "ME support of SOR-SNPN-SI" from the VPLMN AMF which does not support receiving SoR transparent container (see 3GPP TS 29.503 [78]).

10a) The HPLMN UDM to the SOR-AF: Nsoraf\_SoR\_Info (SUPI of the UE, successful delivery, "ME support of SOR-CMCI" indicator, if any, "ME support of SOR-SNPN-SI" indicator, if any). If the HPLMN policy for the SOR-AF invocation is present and the HPLMN UDM received and verified the UE acknowledgement in step 10, then the HPLMN UDM informs the SOR-AF about successful delivery of the list of preferred PLMN/access technology combinations, or of the secured packet to the UE. If the "ME support of SOR-CMCI" indicator is stored for the UE, the HPLMN UDM shall include the "ME support of SOR-CMCI" indicator. Additionally, if the "ME support of SOR-SNPN-SI" indicator is stored for the UE, the HPLMN UDM shall include the "ME support of SOR-SNPN-SI" indicator; and

NOTE 18: How the SOR-AF determines that the USIM for the indicated SUPI supports SOR-CMCI is implementation specific.

11) If the UE has a list of available PLMNs in the area and based on this list the UE determines that there is a higher priority PLMN than the selected VPLMN and the UE is in automatic network selection mode, then the UE shall attempt to obtain service on a higher priority PLMN as specified in clause 4.4.3.3 by acting as if timer T that controls periodic attempts has expired after the release of the N1 NAS signalling connection. If within an implementation dependent time the N1 NAS signalling connection is not released, then the UE may locally release the N1 signalling connection except when the UE has an established emergency PDU session (see 3GPP TS 24.501 [64]).

When the UE performs initial registration for emergency services (see 3GPP TS 24.501 [64] and 3GPP TS 23.502 [63]) while the UE has a valid USIM and the AMF performs the authentication procedure, then based on HPLMN policy, the SOR procedure described in this clause may apply.

If:

- the UE in manual mode of operation encounters scenario mentioned in step 8 above; and
- upon switching to automatic network selection mode, the UE remembers that it is still registered on the PLMN where the missing or security check failure of SOR information was encountered as described in clause 8;

the UE shall wait until it moves to idle mode or 5GMM-CONNECTED mode with RRC inactive indication (see 3GPP TS 24.501 [64]) before attempting to obtain service on a higher priority PLMN as specified in clause 4.4.3.3, by acting as if timer T that controls periodic attempts has expired, with an exception that the current registered PLMN is considered as lowest priority. If the UE has an established emergency PDU session, then the UE shall attempt to perform the PLMN selection subsequently after the emergency PDU session is released.

NOTE 19: The receipt of the steering of roaming information by itself does not trigger the release of the emergency PDU session.

NOTE 20: The list of available and allowable PLMNs in the area is implementation specific.

NOTE 21: If the UE is served by any access technology other than NG-RAN, the HPLMN can initiate a steering of roaming procedure as specified in clause 4.4.6.

## C.3 Stage-2 flow for steering of UE in HPLMN or VPLMN after registration

The stage-2 flow for the steering of UE in HPLMN or VPLMN after registration is indicated in figure C.3.1. The selected PLMN can be the HPLMN or a VPLMN. The AMF is located in the selected PLMN. In this procedure, the SOR-CMCI, if any, is sent together with the list of preferred PLMN/access technology combinations in plain text or is sent within the secured packet.

The procedure is triggered:

- If the HPLMN UDM supports obtaining a list of preferred PLMN/access technology combinations and SOR-CMCI, if any, or a secured packet from the SOR-AF, the HPLMN policy for the SOR-AF invocation is present in the HPLMN UDM and the SOR-AF provides the HPLMN UDM with a new list of preferred PLMN/access technology combinations or a secured packet for a UE identified by SUPI. If the ME supports the SOR-CMCI, the SOR-AF may provide the SOR-CMCI and optionally provides the "Store SOR-CMCI in ME" indicator otherwise the SOR-AF shall provide neither the SOR-CMCI nor the "Store SOR-CMCI in ME" indicator.

The secured packet provided by the SOR-AF may include SOR-CMCI only if the SOR-AF has determined that the ME supports the SOR-CMCI and the USIM of the indicated SUPI supports SOR-CMCI. Otherwise if only the "ME support of SOR-CMCI" indicator is stored for the UE, then the SOR-AF shall not include the SOR-CMCI, if any, in the secured packet; or

NOTE 1: The SOR-AF can determine that the ME supports the SOR-CMCI if the Nsoraf\_SoR\_Info service operation has returned the "ME support of SOR-CMCI" indicator. How the SOR-AF determines that the USIM for the indicated SUPI supports SOR-CMCI is implementation specific.

- When a new list of preferred PLMN/access technology combinations or a secured packet becomes available in the HPLMN UDM (i.e. retrieved from the UDR).

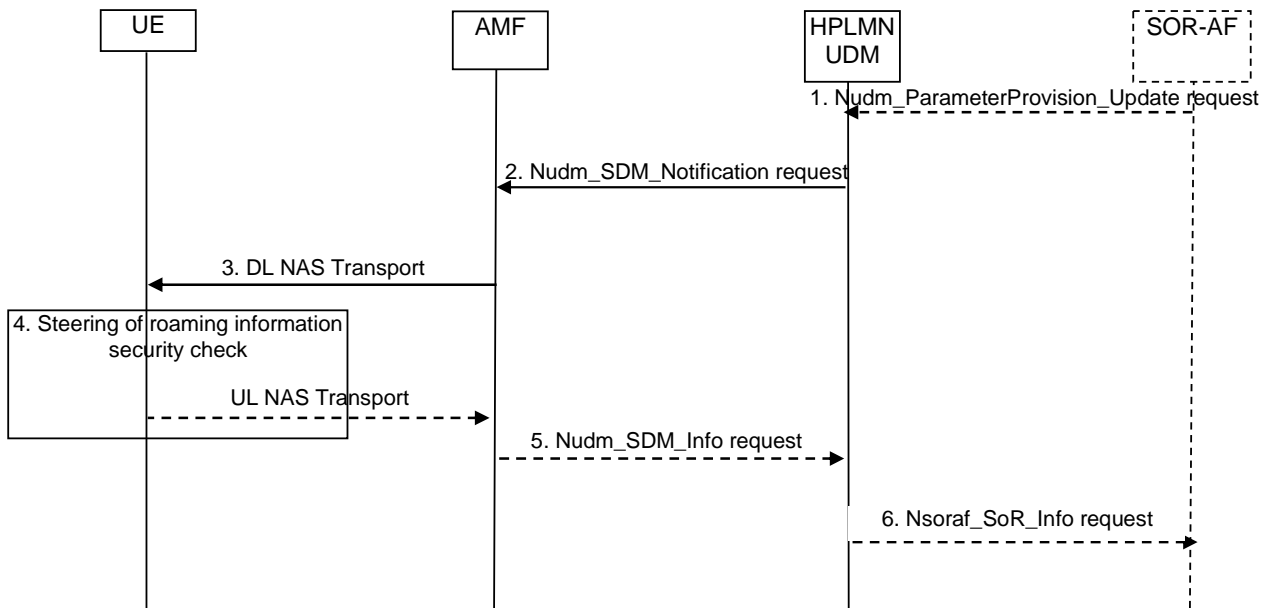
If the "ME support of SOR-CMCI" indicator is stored for the UE and the new list of preferred PLMN/access technology combinations becomes available in the HPLMN UDM (i.e. retrieved from the UDR), the HPLMN UDM shall obtain the SOR-CMCI and the "Store SOR-CMCI in ME" indicator, if available, otherwise the HPLMN UDM shall obtain neither the SOR-CMCI nor the "Store SOR-CMCI in ME" indicator.

NOTE 3: Based on operator deployment and policy, if the UDM receives the list of preferred PLMN/access technology combinations, SOR-CMCI, if any, the "Store SOR-CMCI in ME" indicator, if any, and the USIM of the indicated SUPI supports SOR-CMCI from the UDR, and the UDM supports communication with the SP-AF, the UDM can send this list and SOR-CMCI to the SP-AF requesting it to provide this information in a secured packet as defined in 3GPP TS 29.544 [71].

NOTE 4: Before providing the HPLMN UDM with a new list of preferred PLMN/access technology combinations or a secured packet for a UE identified by SUPI, the SOR-AF, based on operator policies or criteria, can obtain the user location information by triggering the unified location service exposure procedure as defined in 3GPP TS 23.273 [70] clause 6.5, or additionally based on implementation specific criteria, by requesting the UE location information from other application function using implementation specific method. This user location information can then be used in the SOR-AF algorithms.

NOTE 5: The secured packet obtained by the UDM can include SOR-CMCI only if the "ME support of SOR-CMCI" indicator is stored for the UE and the USIM of the indicated SUPI supports SOR-CMCI. Otherwise if only the "ME support of SOR-CMCI" indicator is stored for the UE, then the SOR-CMCI, if any, cannot be included in the secured packet.





**Figure C.3.1: Procedure for providing list of preferred PLMN/access technology combinations and the SOR-CMCI, if any, or secured packet after registration**

For the steps below, security protection is described in 3GPP TS 33.501 [24].

- 1) The SOR-AF to the HPLMN UDM: Nudm\_ParameterProvision\_Update request is sent to the HPLMN UDM to trigger the update of the UE with the new list of preferred PLMN/access technology combinations, the SOR-CMCI, if any, and the "Store SOR-CMCI in ME" indicator, if any, or a secured packet for a UE identified by SUPI.
- 2) The HPLMN UDM to the AMF: The UDM notifies the changes of the user profile to the affected AMF by the means of invoking Nudm\_SDM\_Notification service operation. The Nudm\_SDM\_Notification service operation contains the steering of roaming information that needs to be delivered transparently to the UE over NAS within the Access and Mobility Subscription data. If the HPLMN decided that the UE is to acknowledge successful security check of the received steering of roaming information, the Nudm\_SDM\_Notification service operation also contains an indication that the UDM requests an acknowledgement from the UE as part of the steering of roaming information. If the SOR-CMCI was obtained, the HPLMN UDM shall include the SOR-CMCI into the steering of roaming information. If the "Store SOR-CMCI in ME" indicator was obtained, the HPLMN UDM shall include the "Store SOR-CMCI in ME" indicator; otherwise, the HPLMN UDM shall include the "Store SOR-CMCI in ME" indicator set to "Do not store SOR-CMCI in ME";

NOTE 6: The UDM cannot provide the SOR-CMCI, if any, to the VPLMN AMF which does not support receiving SoR transparent container (see 3GPP TS 29.503 [78]).

- 3) The AMF to the UE: the AMF sends a DL NAS TRANSPORT message to the served UE. The AMF includes in the DL NAS TRANSPORT message the steering of roaming information received from the UDM.
- 4) Upon receiving the steering of roaming information, the UE shall perform a security check on the steering of roaming information included in the DL NAS TRANSPORT message to verify that the steering of roaming information is provided by HPLMN, and:
  - if the security check is successful and:
    - a) if the steering of roaming information contains a secured packet (see 3GPP TS 31.115 [67]):
      - if the service "data download via SMS Point-to-point" is allocated and activated in the USIM Service Table (see 3GPP TS 31.102 [40]), the ME shall upload the secured packet to the USIM using procedures in 3GPP TS 31.111 [41].

If the UDM has requested an acknowledgement from the UE in the DL NAS TRANSPORT message and the ME receives UICC responses indicating that the UICC has received the secured packet successfully, then the UE sends an UL NAS TRANSPORT message to the serving AMF with an SOR transparent

container including the UE acknowledgement and the UE shall set the "ME support of SOR-CMCI" indicator in the header of the SOR transparent container to "supported". Additionally, if the UE supports access to an SNPN using credentials from a credentials holder, the UE may set the "ME support of SOR-SNPN-SI" indicator in the header of the SOR transparent container to "supported"; and

NOTE 7: How the ME handles UICC responses that do not indicate that the UICC has received the secured packet successfully and failures in communication between the ME and UICC is implementation specific and out of scope of this release of the specification.

- when the ME receives a USAT REFRESH command qualifier (see 3GPP TS 31.111 [41]) of type "Steering of Roaming" and neither a SOR-CMCI is included, nor the UE is configured with the SOR-CMCI, it performs the procedure for steering of roaming in clause 4.4.6 with an exception that if the UE is in automatic network selection mode, then the UE shall wait until it moves to idle mode or 5GMM-CONNECTED mode with RRC inactive indication (see 3GPP TS 24.501 [64]) before attempting to obtain service on a higher priority PLMN (specified in clause 4.4.6 bullet d); or
  - when the ME receives a USAT REFRESH with command qualifier (see 3GPP TS 31.111 [41]) of type "Steering of Roaming" and either a SOR-CMCI is included, or the UE is configured with the SOR-CMCI, the UE shall perform items a), b) and c) of the procedure for steering of roaming in clause 4.4.6. If the UE is in automatic network selection mode it shall apply the actions in clause C.4.2;
- b) if the steering of roaming information contains the list of preferred PLMN/access technology combinations, the ME shall replace the highest priority entries in the "Operator Controlled PLMN Selector with Access Technology" list stored in the ME with the received list of preferred PLMN/access technology combinations, and delete the PLMNs identified by the list of preferred PLMN/access technology combinations from the Forbidden PLMN list and from the Forbidden PLMNs for GPRS service list, if they are present in these lists.

If the UDM has requested an acknowledgement from the UE in the DL NAS TRANSPORT message, the UE sends an UL NAS TRANSPORT message to the serving AMF with an SOR transparent container including the UE acknowledgement and the UE shall set the "ME support of SOR-CMCI" indicator to "supported". Additionally, if the UE supports access to an SNPN using credentials from a credentials holder, the UE may set the "ME support of SOR-SNPN-SI" indicator in the header of the SOR transparent container to "supported".

If the UE is in automatic network selection mode and the selected PLMN is a VPLMN, then:

- if the UE has a SOR-CMCI stored in the non-volatile memory of the ME or received the SOR-CMCI over N1 NAS signalling, the UE shall apply the actions in clause C.4; or
- the UE shall wait until it moves to idle mode or 5GMM-CONNECTED mode with RRC inactive indication (see 3GPP TS 24.501 [64]) before attempting to obtain service on a higher priority PLMN as specified in clause 4.4.3.3 by acting as if timer T that controls periodic attempts has expired.

If the selected PLMN is a VPLMN and the UE has an established emergency PDU session then the UE shall attempt to perform the PLMN selection subsequently after the emergency PDU session is released, if the UE is in automatic network selection mode.

If the UDM has not requested an acknowledgement from the UE, then step 5 is skipped; and

- If the selected PLMN is a VPLMN, the security check is not successful and the UE is in automatic network selection mode, then:
  - if the UE has a SOR-CMCI stored in the non-volatile memory of the ME, the current PLMN is considered as lowest priority and the UE shall apply the actions in clause C.4.2; or
  - if there are ongoing PDU sessions or services, the UE shall apply the actions in clause C.4.2; or
  - the UE shall release the current N1 NAS signalling connection locally and attempt to obtain service on a higher priority PLMN as specified in clause 4.4.3.3 by acting as if timer T that controls periodic attempts has expired;
- if the UE does not have a SOR-CMCI stored in the non-volatile memory of the ME, then:

- if there are ongoing PDU sessions or services, the UE shall wait until it moves to idle mode or 5GMM-CONNECTED mode with RRC inactive indication (see 3GPP TS 24.501 [64]) before attempting to obtain service on a higher priority PLMN as specified in clause 4.4.3.3 by acting as if timer T that controls periodic attempts has expired, with an exception that the current PLMN is considered as lowest priority. If the selected PLMN is a VPLMN and the UE has an established emergency PDU session, then the UE shall attempt to perform the PLMN selection after the emergency PDU session is released; or
- if there are no ongoing PDU sessions or services, the UE shall release the current N1 NAS signalling connection locally and attempt to obtain service on a higher priority PLMN as specified in clause 4.4.3.3 by acting as if timer T that controls periodic attempts has expired, with an exception that the current PLMN is considered as lowest priority.

Step 5 is skipped;

NOTE 8: When the UE is in the manual mode of operation or the current chosen VPLMN is part of the "User Controlled PLMN Selector with Access Technology" list, the UE stays on the VPLMN.

- 5) The AMF to the HPLMN UDM: If the UL NAS TRANSPORT message with an SOR transparent container is received, the AMF uses the Nudm\_SDM\_Info service operation to provide the received SOR transparent container to the UDM. If the HPLMN decided that the UE is to acknowledge successful security check of the received steering of roaming information in step 1, the UDM verifies that the acknowledgement is provided by the UE. If the "ME support of SOR-CMCI" indicator in the header of the SOR transparent container is set to "supported", then the HPLMN UDM shall store the "ME support of SOR-CMCI" indicator, otherwise the HPLMN UDM shall delete the stored "ME support of SOR-CMCI" indicator, if any. Additionally, if the "ME support of SOR-SNPN-SI" indicator in the header of the SOR transparent container is set to "supported", then the HPLMN UDM shall store the "ME support of SOR-SNPN-SI" indicator, otherwise the HPLMN UDM shall delete the stored "ME support of SOR-SNPN-SI" indicator, if any; and
- 6) The HPLMN UDM to the SOR-AF: Nsoraf\_SoR\_Info (SUPI of the UE, successful delivery, "ME support of SOR-CMCI" indicator, if any, "ME support of SOR-SNPN-SI" indicator, if any). If the HPLMN policy for the SOR-AF invocation is present and the HPLMN UDM received and verified the UE acknowledgement in step 5, then the HPLMN UDM informs the SOR-AF about successful delivery of the list of preferred PLMN/access technology combinations, SOR-CMCI, if any, or of the secured packet to the UE. If the "ME support of SOR-CMCI" indicator is stored for the UE, the HPLMN UDM shall include the "ME support of SOR-CMCI" indicator. Additionally, if the "ME support of SOR-SNPN-SI" indicator is stored for the UE, the HPLMN UDM shall include the "ME support of SOR-SNPN-SI" indicator.

If the selected PLMN is a VPLMN and:

- the UE in manual mode of operation encounters security check failure of SOR information in DL NAS TRANSPORT message; and
- upon switching to automatic network selection mode, the UE remembers that it is still registered on the PLMN where the security check failure of SOR information was encountered;

the UE shall wait until it moves to idle mode or 5GMM-CONNECTED mode with RRC inactive indication (see 3GPP TS 24.501 [64]) before attempting to obtain service on a higher priority PLMN as specified in clause 4.4.3.3, by acting as if timer T that controls periodic attempts has expired, with an exception that the current registered PLMN is considered as lowest priority. If the selected PLMN is a VPLMN and the UE has an established emergency PDU session, then the UE shall attempt to perform the PLMN selection after the emergency PDU session is released.

NOTE 9: The receipt of the steering of roaming information by itself does not trigger the release of the emergency PDU session.

NOTE 10: If the selected PLMN is the HPLMN, regardless whether the UE is in automatic network selection mode or manual network selection mode, regardless whether the UE has an established emergency PDU session or not, and regardless whether the security check is successful or not successful, the UE is not required to perform the PLMN selection.

## C.4 Enhanced 5G control plane steering of roaming for the UE in connected mode

### C.4.1 General

The HPLMN or subscribed SNPN, based on operator policy, may provide the UE with SOR-CMCI to control the timing when the UE enters idle mode and performs higher priority PLMN/access technology or SNPN selection. This is achieved by the HPLMN indicating to the UE the criteria for releasing specific PDU session(s) or services and entering idle mode.

NOTE 1: The released PDU sessions may be re-established by the application once the UE successfully registers on a higher priority PLMN or SNPN. User interaction is required for some applications.

The HPLMN or subscribed SNPN may configure the SOR-CMCI in the UE, and may also provide the SOR-CMCI to the UE over N1 NAS signalling. The SOR-CMCI received over N1 NAS signalling takes precedence over the SOR-CMCI stored in the non-volatile memory of the ME or stored in the USIM.

NOTE 2: The SOR-CMCI received over N1 NAS signalling in the SOR information is either the SOR-CMCI in the USAT REFRESH with command qualifier of type "Steering of Roaming" (see 3GPP TS 31.111 [41]) which is received in a secured packet, or the SOR-CMCI received in plain text.

If the UE receives SOR information containing the list of preferred PLMN/access technology combinations or SOR-SNPN-SI without SOR-CMCI, or the ME receives USAT REFRESH with command qualifier (see 3GPP TS 31.111 [41]) of type "Steering of Roaming" without SOR-CMCI, or the security check of the received steering of roaming information is not successful as described in clause C.2, clause C.3 and clause C.4.3, then:

- 1) if the UE has SOR-CMCI stored in the non-volatile memory of the ME, the UE shall use the SOR-CMCI stored in the non-volatile memory of the ME; and
- 2) the UE receives the steering of roaming information containing the SOR-CMCI over N1 NAS signalling and the UE receives the "Store SOR-CMCI in ME" indicator set to "Store SOR-CMCI in ME";

The UE shall delete the stored SOR-CMCI, if any, in the non-volatile memory of the ME and store the received SOR-CMCI in the non-volatile memory of the ME when:

- 1) the ME receives SOR-CMCI in the USAT REFRESH with command qualifier (see 3GPP TS 31.111 [41]) of type "Steering of Roaming"; or
- 2) the UE receives the steering of roaming information containing the SOR-CMCI over N1 NAS signalling and the UE receives the "Store SOR-CMCI in ME" indicator set to "Store SOR-CMCI in ME";

The SOR-CMCI shall be stored in the non-volatile memory of the ME together with the SUPI from the USIM. The ME shall not delete the SOR-CMCI when the UE is switched off. The ME shall delete the SOR-CMCI when a new USIM is inserted.

SOR-CMCI consists of SOR-CMCI rules. Each SOR-CMCI rule consists of the following parameters:

- i) a criterion of one of the following types:
  - PDU session attribute type criterion;
  - service type criterion;
  - SOR security check criterion; or
  - match all type criterion; and
- ii) a value for *T*<sub>sor-cm</sub> timer associated with each criterion presented in i) indicating the time the UE shall wait before releasing the PDU sessions or the services and entering idle mode.

SOR-CMCI contains zero, one or more SOR-CMCI rules with PDU session attribute type criterion, zero, one or more SOR-CMCI rules with service type criterion, and zero or one SOR-CMCI rule with match all type criterion.

PDU session attribute type criterion consists of one of the following:

- a) DNN of the PDU session;
- b) S-NSSAI STT of the PDU session; or
- c) S-NSSAI SST and SD of the PDU session.

Service type criterion consists of one of the following:

- a) IMS registration related signalling;
- b) MMTEL voice call;
- c) MMTEL video call; or
- d) SMS over NAS or SMSoIP.

SOR security check criterion consists of:

- a) SOR security check not successful.

Match all type criterion consists of:

- a) match all.

When the SOR-CMCI received by the UE over N1 NAS signalling contains no SOR-CMCI rules, the UE shall stop all running T<sub>sr-cm</sub> timers, if any, and act as if no SOR-CMCI is configured. Additionally:

- if the SOR-CMCI is received in plain text and it also contains the "Store SOR-CMCI in ME" indicator, the UE shall delete the stored SOR-CMCI in the non-volatile memory of the ME, if any; and
- if the SOR-CMCI is received in a secured packet, and the USIM provides the ME with the SOR-CMCI in the USAT REFRESH with command qualifier of type "Steering of Roaming" (see 3GPP TS 31.111 [41]), then the UE shall delete the stored SOR-CMCI in the non-volatile memory of the ME, if any.

The HPLMN may update the SOR-CMCI in the USIM such that it contains no SOR-CMCI rules, in which case the UE behaviour described in clause C.4.2 applies. Also the HPLMN may make the SOR-CMCI file in the USIM unavailable (see 3GPP TS 31.102 [40]).

If there are more than one criterion applicable for a PDU session (e.g., a criterion for the PDU session and another one for the service) then the T<sub>sr-cm</sub> timer with the highest value shall apply.

If there are more than one criterion applicable to different ongoing PDU sessions or services leading to multiple applicable T<sub>sr-cm</sub> timers, then all the applicable T<sub>sr-cm</sub> timers shall be started. Further handling of such cases is described in clause C.4.2.

If the value for T<sub>sr-cm</sub> timer equals "infinity" then the UE shall wait until the PDU session is released or the service is stopped.

The T<sub>sr-cm</sub> timer is applicable only if the UE is in automatic network selection mode.

Upon switching to the manual network selection mode, the UE shall stop any T<sub>sr-cm</sub> timer, if running. In this case, the UE is not required to enter idle mode and perform the de-registration procedure.

The UE shall consider the following services as exempted from being forced to release the related established PDU session, if any, enter idle mode and perform high priority PLMN/access technology or SNPN selection. These services are known to the UE by default and the UE shall not follow the SOR-CMCI criteria even if configured to interrupt such services:

- i) emergency services.

The UE configured with high priority access in the selected PLMN or SNPN shall consider all services and all related established PDU sessions, if any, to be exempted from being forced to be released to enter idle mode and perform high priority PLMN/access technology or SNPN selection.

## C.4.2 Applying SOR-CMCI in the UE

During SOR procedure and while applying SOR-CMCI, the UE shall determine the time to release the PDU session(s) or the services as follows:

- If the UE encounters SOR security check not successful on the received steering of roaming information, and a matching criterion "SOR security check not successful" is included in the SOR-CMCI stored in the non-volatile memory of the ME, then the UE shall:
  - if the timer value is not zero, start an associated T<sub>sor-cm</sub> timer with the value included in the SOR-CMCI;
  - stop all other running T<sub>sor-cm</sub> timers, if any; and
  - not start any new T<sub>sor-cm</sub> timer while T<sub>sor-cm</sub> timer associated with "SOR security check not successful" criterion is running;
- If one or more SOR-CMCI rules are included in SOR-CMCI, where for each criterion:
  - a) DNN of the PDU session:

the UE shall check whether it has a PDU session with a DNN matching to the DNN included in SOR-CMCI, and if any, the UE shall, if the timer value is not zero, start an associated T<sub>sor-cm</sub> timer with the value included in the SOR-CMCI;
  - b) S-NSSAI SST of the PDU session:

the UE shall check whether it has a PDU session with a S-NSSAI SST matching the S-NSSAI SST included in SOR-CMCI, and if any, the UE shall, if the timer value is not zero, start an associated T<sub>sor-cm</sub> timer with the value included in the SOR-CMCI;
  - b1) S-NSSAI SST and SD of the PDU session:

the UE shall check whether it has a PDU session with a S-NSSAI SST and SD matching the S-NSSAI SST and SD included in SOR-CMCI, and if any, the UE shall, if the timer value is not zero, start an associated T<sub>sor-cm</sub> timer with the value included in the SOR-CMCI;
  - c) IMS registration related signalling:

the UE shall check whether IMS registration related signalling is ongoing, and if it is ongoing, the UE shall, if the timer value is not zero, start an associated T<sub>sor-cm</sub> timer with the value included in the SOR-CMCI;
  - d) MMTEL voice call:

the UE shall check whether MMTEL voice call is ongoing, and if it is ongoing, the UE shall, if the timer value is not zero, start an associated T<sub>sor-cm</sub> timer with the value included in the SOR-CMCI;
  - e) MMTEL video call:

the UE shall check whether MMTEL video call is ongoing, and if it is ongoing, the UE shall, if the timer value is not zero, start an associated T<sub>sor-cm</sub> timer with the value included in the SOR-CMCI;
  - f) SMS over NAS or SMSoIP:

the UE shall check whether SMS over NAS or SMSoIP services is ongoing, and if it is ongoing, the UE shall, if the timer value is not zero, start an associated T<sub>sor-cm</sub> timer with the value included in the SOR-CMCI; or
  - g) match all:

the UE shall check whether there are any PDU sessions or services for which there is no matching criterion in a) to f) above. If such PDU session or service exists, then for each of these PDU sessions or services, the UE shall, if the timer value is not zero, start an associated T<sub>sor-cm</sub> timer with the value included in the SOR-CMCI.

If the SOR-CMCI is available, and:

- the SOR-CMCI used is in the USIM, contains no SOR-CMCI rule;

- there are one or more SOR-CMCI rules but there is no criterion matched with any ongoing PDU session or service; or
- there are one or more SOR-CMCI rules and there is one or more criteria matched with an ongoing PDU session or service, but the highest T<sub>sr-cm</sub> timer value associated with the matched criteria is equal to zero;

then there is no T<sub>sr-cm</sub> timer started for any PDU session or service.

While one or more T<sub>sr-cm</sub> timers are running, the UE shall check the newly established PDU session or service for a matching criterion in the SOR-CMCI:

- If a matching criterion is found and the applicable T<sub>sr-cm</sub> timer indicated the value "infinity" then the UE shall start the T<sub>sr-cm</sub> timer associated to the newly established PDU session or service with the value set to infinity; or
- For all other cases, if a matching criterion is found and the timer value is not zero then the UE shall start the T<sub>sr-cm</sub> timer associated to the newly established PDU session or service with the value included in the SOR-CMCI, with the exception that if the value of the T<sub>sr-cm</sub> timer included in the SOR-CMCI exceeds the highest value among the current values of all running T<sub>sr-cm</sub> timers, then the value of the T<sub>sr-cm</sub> timer for the newly established PDU session or service shall be set to the highest value among the current values of all running T<sub>sr-cm</sub> timers.

NOTE 1: For newly established PDU session or service as described above, the timer is set irrespective of whether other ongoing PDU sessions or services that match the same criteria exist and for which corresponding T<sub>sr-cm</sub> timers are running.

NOTE 2: NAS 5GMM layer will receive an explicit indication from the upper layers that a service is started or stopped. When a service is started, it is handled as a new service in the procedures described in this clause.

NOTE 3: While one or more T<sub>sr-cm</sub> timers are running, the UE can trigger any 5GSM procedure or start new services.

While one or more T<sub>sr-cm</sub> timers are running, upon receiving a new SOR-CMCI as described in annex C.4.3, the UE shall check if there is a matching criterion found for any ongoing PDU session or service in the new SOR-CMCI:

- if a matching criterion is found and the value of T<sub>sr-cm</sub> timer in the new SOR-CMCI indicates the value "infinity", then:
  - a) if the T<sub>sr-cm</sub> timer associated to the PDU session or service is not running, then the UE shall start the T<sub>sr-cm</sub> timer associated to the PDU session or service with the value set to infinity; or
  - b) if the T<sub>sr-cm</sub> timer associated to the PDU session or service is already running, then the UE shall set the value of the T<sub>sr-cm</sub> timer associated to the PDU session or service to infinity without stopping and restarting the timer;
- if a matching criterion is found and the value of T<sub>sr-cm</sub> timer in the new SOR-CMCI is other than infinity and is smaller than the current value of the running T<sub>sr-cm</sub> timer for the associated PDU session or service, then the T<sub>sr-cm</sub> timer value for the associated PDU session or service shall be replaced with the value in the new SOR-CMCI without stopping and restarting the timer; or
- for all other cases, the running T<sub>sr-cm</sub> timers for the associated PDU sessions or services are kept unchanged.

The T<sub>sr-cm</sub> timer shall be stopped when the associated PDU session is released or the associated service is stopped.

If the security check on the received steering of roaming information is successful, the UE shall stop the T<sub>sr-cm</sub> timer associated with "SOR security check not successful", if running, and act on the received steering of roaming information. The current PLMN or SNPN is not considered as lowest priority.

If the UE, while one or more T<sub>sr-cm</sub> timers are running:

- a) enters idle mode not due to lower layer failure (see 3GPP TS 24.501 [64]);
- b) is not able to successfully recover the N1 NAS signalling connection (see 3GPP TS 24.501 [64]); or
- c) enters 5GMM-CONNECTED mode with RRC inactive indication (see 3GPP TS 24.501 [64]);

then the UE shall stop the timer(s). In these cases, if:

- a) the UE has a list of available and allowable PLMNs or SNPNs in the area and based on this list or any other implementation specific means, the UE determines that there is a higher priority PLMN or SNPN than the selected VPLMN or non-subscribed SNPN; or
- b) the UE does not have a list of available and allowable PLMNs or SNPNs in the area and is unable to determine whether there is a higher priority PLMN or SNPN than the selected VPLMN or non-subscribed SNPN using any other implementation specific means;

then the UE shall attempt to obtain service on a higher priority PLMN or SNPN as specified in clause 4.4.3.3 by acting as if timer T that controls periodic attempts has expired or as specified in clause 4.9.3.

NOTE 4: When the UE enters idle mode due to lower layer failure while one or more T<sub>sr-cm</sub> timers are running, then the UE does not stop T<sub>sr-cm</sub> timer(s) as recovery of NAS signalling connection is possible (see 3GPP TS 24.501 [64]).

When the UE determines that no T<sub>sr-cm</sub> timer is started for any PDU session or service, the last running T<sub>sr-cm</sub> timer is stopped due to release of the associated PDU sessions or stop of the associated services, or the last running T<sub>sr-cm</sub> timer expires, if:

- i) the UE has a list of available and allowable PLMNs or SNPNs in the area and based on this list or any other implementation specific means, the UE determines that there is a higher priority PLMN or SNPN than the selected VPLMN or non-subscribed SNPN; or
- ii) the UE does not have a list of available and allowable PLMNs or SNPNs in the area and is unable to determine whether there is a higher priority PLMN or SNPN than the selected VPLMN or non-subscribed SNPN using any other implementation specific means;

then if the UE is in 5GMM-CONNECTED mode, the UE shall perform the deregistration procedure (see clause 4.2.2.3 of 3GPP TS 23.502 [63]) that releases all the established PDU sessions and services, if any, and once the UE enters idle mode it shall attempt to obtain service on a higher priority PLMN or SNPN as specified in clause 4.4.3.3 by acting as if timer T that controls periodic attempts has expired or as specified in clause 4.9.3.

NOTE 5: The list of available and allowable PLMNs or SNPNs in the area is implementation specific.

The UE which has an emergency PDU session, receives a request from the upper layers to establish an emergency PDU session or perform emergency services fallback, registers for emergency services, or is configured for high priority access in the selected PLMN or SNPN is not required to enter idle mode if the last running T<sub>sr-cm</sub> timer for any PDU session or service stops or expires. In this case, the UE shall attempt to perform the PLMN or SNPN selection after the emergency PDU session or the high priority service is released and after the UE enters idle mode or 5GMM-CONNECTED mode with RRC inactive indication (see 3GPP TS 24.501 [64]).

If the UE selects a cell of any access technology other than NG-RAN, the ongoing SOR procedure is terminated and the UE shall stop applying SOR-CMCI and stop all running T<sub>sr-cm</sub> timers without triggering any further actions.

NOTE 6: If the UE is served by any access technology other than NG-RAN, the HPLMN can initiate a steering of roaming procedure as specified in clause 4.4.6.

### C.4.3 Stage-2 flow for providing UE with SOR-CMCI in HPLMN, VPLMN, subscribed SNPN or non-subscribed SNPN after registration

The stage-2 flow for providing UE with SOR-CMCI in HPLMN, VPLMN, subscribed SNPN or non-subscribed SNPN after registration is indicated in figure C.4.3.1, when the ME supports the SOR-CMCI. The selected PLMN or SNPN can be the HPLMN, a VPLMN, the subscribed SNPN or a non-subscribed SNPN. The AMF is located in the selected PLMN or SNPN. The UDM is located in the HPLMN or the subscribed SNPN.

In this procedure, the SOR-CMCI is sent without the list of preferred PLMN/access technology combinations and the SOR-SNPN-SI. In this procedure, the SOR-CMCI is sent in plain text or is sent within the secured packet.



NOTE 1: The SOR-AF can determine that the ME supports the SOR-CMCI if the Nsoraf\_SoR\_Info service operation has returned the "ME support of SOR-CMCI" indicator. The UDM can determine that the ME supports the SOR-CMCI if the "ME support of SOR-CMCI" indicator is stored for the UE. How the SOR-AF determines that the USIM for the indicated SUPI supports SOR-CMCI is implementation specific.

NOTE 2: The secured packet provided by the SOR-AF can include SOR-CMCI only if the SOR-AF has determined that the ME supports the SOR-CMCI and the USIM of the indicated SUPI supports SOR-CMCI. Otherwise if only the "ME support of SOR-CMCI" indicator is stored for the UE, then SOR-CMCI, if any, cannot be included in the secured packet.

The procedure is triggered:

- If the UDM supports obtaining the parameters of the list of preferred PLMN/access technology combinations, the SOR-SNP-SI, the SOR-CMCI, and the "Store SOR-CMCI in ME" indicator, if any, or a secured packet from the SOR-AF, the HPLMN or subscribed SNPN policy for the SOR-AF invocation is present in the UDM and the SOR-AF provides the UDM with the SOR-CMCI for a UE identified by SUPI; or
- When the SOR-CMCI becomes available in the UDM (i.e., retrieved from the UDR).

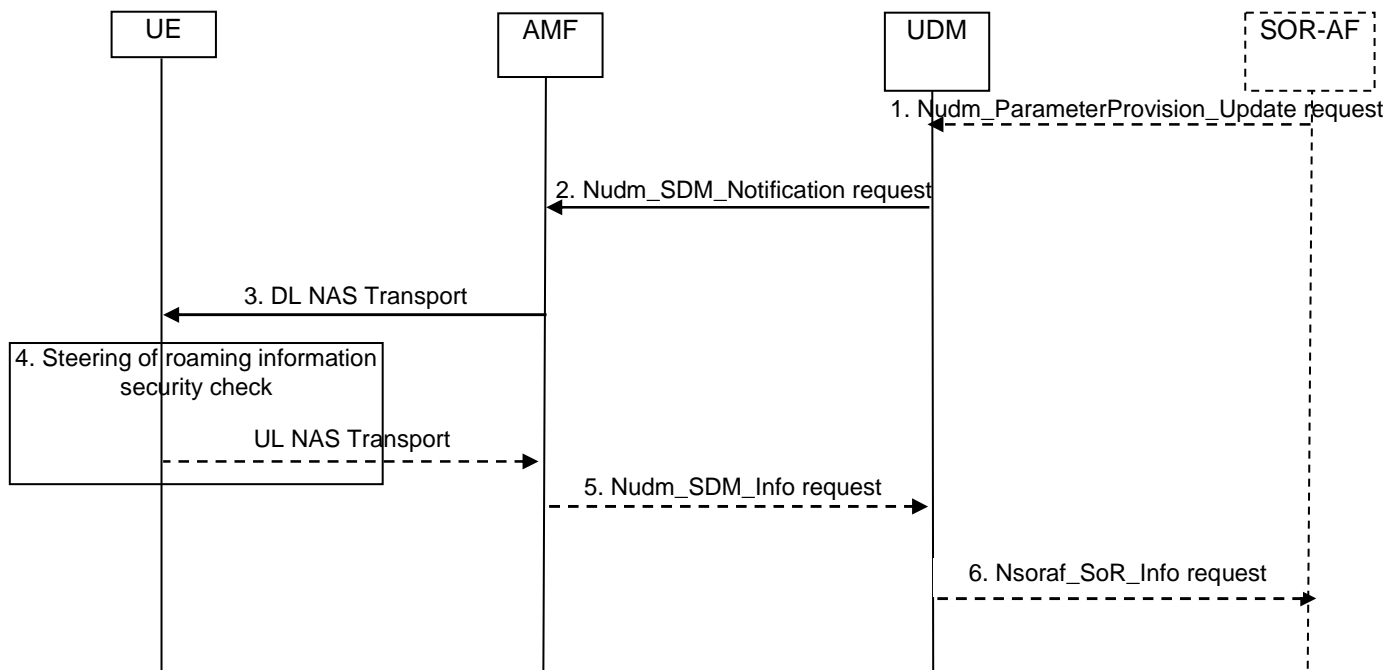


Figure C.4.3.1: Procedure for configuring UE with SOR-CMCI after registration

For the steps below, security protection is described in 3GPP TS 33.501 [24].

- 1) The SOR-AF to the UDM: Nudm\_ParameterProvision\_Update request is sent to the UDM to trigger the update of the UE with the SOR-CMCI (in plain text or secured packet). In case of providing SOR-CMCI in plain text, include the "Store SOR-CMCI in ME" indicator, if applicable. In case of providing SOR-CMCI in a secured packet, include an indication that "the list of preferred PLMN/access technology combinations is not included in the secured packet".
- 2) The UDM to the AMF: The UDM notifies the changes of the user profile to the affected AMF by the means of invoking Nudm\_SDM\_Notification service operation. The Nudm\_SDM\_Notification service operation contains the steering of roaming information that needs to be delivered transparently to the UE over NAS within the Access and Mobility Subscription data. If the HPLMN or subscribed SNPN decided that the UE is to acknowledge successful security check of the received steering of roaming information, the Nudm\_SDM\_Notification service operation also contains an indication that the UDM requests an acknowledgement from the UE as part of the steering of roaming information. The UDM:

- upon receiving the SOR-CMCI (in plain text), shall:
  - i) if the UE is registered in the HPLMN or a VPLMN, include the SOR-CMCI, the "Store SOR-CMCI in ME" indicator, if any, and the HPLMN indication that 'no change of the "Operator Controlled PLMN Selector with Access Technology" list stored in the UE is needed and thus no list of preferred PLMN/access technology combinations is provided';
  - ii) if the UE is registered in a non-subscribed SNPN, include the SOR-CMCI, the "Store SOR-CMCI in ME" indicator, if any, and the HPLMN or subscribed SNPN indication that 'no change of the SOR-SNPN-SI stored in the UE is needed and thus no SOR-SNPN-SI is provided'; and
  - iii) if the UE is registered in a subscribed SNPN and the AMF has reported to the UDM that the UE supports SOR-SNPN-SI, include the SOR-CMCI, the "Store SOR-CMCI in ME" indicator, if any, and the HPLMN or subscribed SNPN indication that 'no change of the SOR-SNPN-SI stored in the UE is needed and thus no SOR-SNPN-SI is provided'; or
- upon receiving the SOR-CMCI in secured packet, shall include the secured packet into the steering of roaming information;

NOTE 3: The UDM considers "the list of preferred PLMN/access technology combinations is not included in the secured packet" received together with the secured packet from the SOR-AF to indicate that the UE is not expected to perform SOR based on the associated steering of roaming information sent to the UE. However, the SOR-CMCI included in the secured packet can be applied by the UE if the UE has one or more *Tsor-cm* timers running as described in C.4.2.

NOTE 4: The UDM cannot provide the SOR-CMCI, if any, to the AMF which does not support receiving SoR transparent container (see 3GPP TS 29.503 [78]).

- 3) The AMF to the UE: the AMF sends a DL NAS TRANSPORT message to the served UE. The AMF includes in the DL NAS TRANSPORT message the steering of roaming information received from the UDM.
- 4) Upon receiving the steering of roaming information containing the SOR-CMCI and the HPLMN indication that 'no change of the "Operator Controlled PLMN Selector with Access Technology" list stored in the UE is needed and thus no list of preferred PLMN/access technology combinations is provided' or the HPLMN or subscribed SNPN indication that 'no change of the SOR-SNPN-SI stored in the UE is needed and thus no SOR-SNPN-SI is provided', or the secured packet, the UE shall perform a security check on the steering of roaming information included in the DL NAS TRANSPORT message to verify that the steering of roaming information is provided by HPLMN or subscribed SNPN, and:
  - a) if the security check is successful, the UE shall store the SOR-CMCI according to clause C.4.1. If the UE has one or more *Tsor-cm* timers running, the UE shall apply the received SOR-CMCI as described in C.4.2.

If the steering of roaming information contains a secured packet and the UDM has requested an acknowledgement from the UE in the DL NAS TRANSPORT message, the UE sends an UL NAS TRANSPORT message to the serving AMF with an SOR transparent container including the UE acknowledgement and the UE shall set the "ME support of SOR-CMCI" indicator to "supported" only after the ME receives UICC responses indicating that the UICC has received the secured packet successfully. Otherwise, if the UDM has requested an acknowledgement from the UE in the DL NAS TRANSPORT message, the UE sends an UL NAS TRANSPORT message to the serving AMF with an SOR transparent container including the UE acknowledgement and the UE shall set the "ME support of SOR-CMCI" indicator to "supported". Additionally, if the UE supports access to an SNPN using credentials from a credentials holder and the UE is in a PLMN, the UE may set the "ME support of SOR-SNPN-SI" indicator to "supported".

If the UDM has not requested an acknowledgement from the UE then step 5 is skipped; and

- b) if the selected PLMN is a VPLMN or a non-subscribed SNPN, the security check is not successful and the UE is in automatic network selection mode, then:
  - if the UE has a SOR-CMCI stored in the non-volatile memory of the ME, the current PLMN is considered as lowest priority and the UE shall apply the actions in clause C.4.2;
  - otherwise, the UE shall wait until it moves to idle mode or 5GMM-CONNECTED mode with RRC inactive indication (see 3GPP TS 24.501 [64]) before attempting to obtain service on a higher priority PLMN as specified in clause 4.4.3.3 by acting as if timer T that controls periodic attempts has expired, with an

exception that the current PLMN is considered as lowest priority, or before attempting to obtain service on a higher priority SNPN as specified in clause 4.9.3, with an exception that the current registered SNPN is considered as lowest priority. If the selected PLMN or SNPN is a VPLMN or a non-subscribed SNPN and the UE has an established emergency PDU session then the UE shall attempt to perform the PLMN selection after the emergency PDU session is released and after the UE enters idle mode or 5GMM-CONNECTED mode with RRC inactive indication (see 3GPP TS 24.501 [64]).

Step 5 is skipped;

NOTE 5: When the UE is in the manual mode of operation or the current chosen VPLMN is part of the "User Controlled PLMN Selector with Access Technology" list or the current chosen non-subscribed SNPN is part of the user controlled prioritized list of preferred SNPNs for the selected entry of the "list of subscriber data" the selected PLMN subscription, the UE stays on the VPLMN or non-subscribed SNPN.

- 5) The AMF to the UDM: If the UL NAS TRANSPORT message with an SOR transparent container is received, the AMF uses the Nudm\_SDM\_Info service operation to provide the received SOR transparent container to the UDM. If the HPLMN decided that the UE is to acknowledge successful security check of the received steering of roaming information in step 2, the UDM verifies that the acknowledgement is provided by the UE. The UDM shall store the "ME support of SOR-CMCI" indicator and the "ME support of SOR-SNPN-SI" indicator, if any; and
- 6) The UDM to the SOR-AF: Nsoraf\_SoR\_Info (SUPI of the UE, successful delivery, "ME support of SOR-CMCI" indicator, "ME support of SOR-SNPN-SI" indicator, if any). If the HPLMN policy for the SOR-AF invocation is present and the HPLMN UDM received and verified the UE acknowledgement in step 5, then the UDM informs the SOR-AF about successful delivery of the SOR-CMCI to the UE. The UDM shall include the "ME support of SOR-CMCI" indicator and the "ME support of SOR-SNPN-SI" indicator, if any.

If the selected PLMN is a VPLMN or a non-subscribed SNPN and:

- the UE in manual mode of operation encounters security check failure of SOR information in DL NAS TRANSPORT message; and
- upon switching to automatic network selection mode the UE remembers that it is still registered on the PLMN the non-subscribed SNPN where the security check failure of SOR information was encountered;

the UE shall wait until it moves to idle mode or 5GMM-CONNECTED mode with RRC inactive indication (see 3GPP TS 24.501 [64]) before attempting to obtain service on a higher priority PLMN as specified in clause 4.4.3.3, by acting as if timer T that controls periodic attempts has expired, with an exception that the current registered PLMN is considered as lowest priority, or before attempting to obtain service on a higher priority SNPN as specified in clause 4.9.3, with an exception that the current registered SNPN is considered as lowest priority. If the selected PLMN is a VPLMN or the selected SNPN is a non-subscribed SNPN and the UE has an established emergency PDU session then the UE shall attempt to perform the PLMN selection after the emergency PDU session is released and after the UE enters idle mode or 5GMM-CONNECTED mode with RRC inactive indication (see 3GPP TS 24.501 [64]).

NOTE 6: The receipt of the steering of roaming information by itself does not trigger the release of the emergency PDU session.

---

## C.5 Stage-2 flow for steering of UE in SNPN during registration

The stage-2 flow for the case when the UE registers in a non-subscribed SNPN is described below in figure C.5.1. The AMF is located in the non-subscribed SNPN. The UDM is located in the HPLMN or subscribed SNPN.

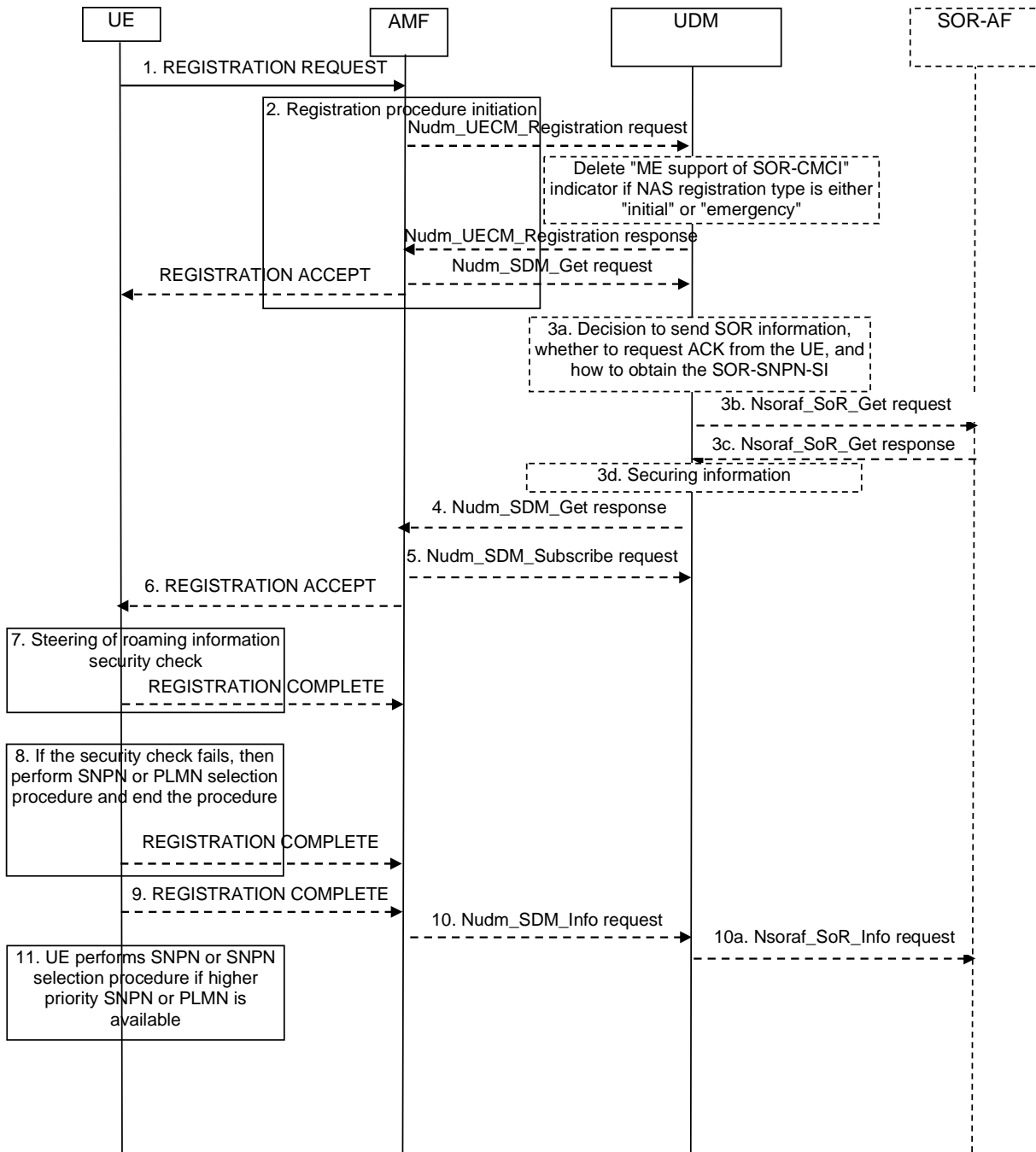


Figure C.5.1: Procedure for providing SOR-SNP-SI during registration

For the steps below, security protection is described in 3GPP TS 33.501 [24].

- 1) The UE to the AMF: The UE initiates initial registration, emergency registration or registration procedure for mobility and periodic registration update (see 3GPP TS 24.501 [64]) to the AMF by sending REGISTRATION REQUEST message with the 5GS registration type IE indicating "initial registration", "emergency registration" or "mobility registration updating";
- 2) Upon receiving the REGISTRATION REQUEST message, the AMF executes the registration procedure as defined in clause 4.2.2.2 of 3GPP TS 23.502 [63]. As part of the registration procedure:
  - a) the AMF provides the registration type to the UDM using Nudm\_UECM\_Registration. As a consequence, in case of the 5GS registration type message indicates "initial registration" or "emergency registration" the UDM shall delete the stored "ME support of SOR-CMCI" indicator, if any, in UDR using Nudr\_DM\_Update service operation (see 3GPP TS 23.502 [63]).

NOTE 1: Nudr\_DM\_Update service operation corresponds to Nudr\_DR\_Update service operation (see 3GPP TS 29.504 [82] and 3GPP TS 29.505 [83]).

In addition:

- a) if the AMF does not have subscription data for the UE, the AMF invokes Nudm\_SDM\_Get service operation to the UDM to get amongst other information the Access and Mobility Subscription data for the UE (see step 14b in clause 4.2.2.2.2 of 3GPP TS 23.502 [63]); or
- b) if the AMF already has subscription data for the UE and:
  - i) the 5GS registration type IE in the received REGISTRATION REQUEST message indicates "initial registration" and the "SoR Update Indicator for Initial Registration" field in the UE context is set to 'the UDM requests the AMF to retrieve SoR information when the UE performs NAS registration type "initial registration"' as specified in table 5.2.2.2.2-1 of 3GPP TS 23.502 [63]); or
  - ii) the 5GS registration type IE in the received REGISTRATION REQUEST message indicates "emergency registration" and the "SoR Update Indicator for Emergency Registration" field in the UE context is set to 'the UDM requests the AMF to retrieve SoR information when the UE performs NAS registration type "emergency registration"' as specified in table 5.2.2.2.2-1 of 3GPP TS 23.502 [63]);

then the VPLMN AMF invokes Nudm\_SDM\_Get service operation message to the HPLMN UDM to retrieve the steering of roaming information (see step 14b in clause 4.2.2.2.2 of 3GPP TS 23.502 [63]);

otherwise the AMF sends a REGISTRATION ACCEPT message without the steering of roaming information to the UE and steps 3a, 3b, 3c, 3d, 4, 5, 6 are skipped;

3a) If the user subscription information indicates to send the steering of roaming information due to initial registration in a non-subscribed SNPN, then the UDM shall provide the steering of roaming information to the UE when the UE performs initial registration in a non-subscribed SNPN. Otherwise:

- a) If the UE is registering on the subscribed SNPN and the UE has not indicated support for SOR-SNPN-SI in the REGISTRATION REQUEST message, the UDM shall not provide the SOR-SNPN-SI to the UE; and
- b) If the UE is registering on the subscribed SNPN and the UE has indicated support for SOR-SNPN-SI in the REGISTRATION REQUEST message, or the UE is not registering on the subscribed SNPN, the UDM may provide the SOR-SNPN-SI to the UE based on the subscribed SNPN or HPLMN policy.

If the UDM is to provide the steering of roaming information to the UE when the UE performs the registration in a non-subscribed SNPN and the subscribed SNPN or HPLMN policy for the SOR-AF invocation is absent then steps 3b and 3c are not performed and the UDM obtains the available SOR-SNPN-SI (i.e. all retrieved from the UDR). In addition, if the UDM obtains the SOR-SNPN-SI and the "ME support of SOR-CMCI" indicator is stored for the UE, then the UDM shall obtain the SOR-CMCI, if available, otherwise the UDM shall not obtain the SOR-CMCI. If the SOR-CMCI is provided then the UDM may indicate to the UE to store the SOR-CMCI in the ME by providing the "Store the SOR-CMCI in the ME" indicator.

If the UDM is to provide the steering of roaming information to the UE when the UE performs the registration in a non-subscribed SNPN and the subscribed SNPN or HPLMN policy for the SOR-AF invocation is present, then the UDM obtains the SOR-SNPN-SI, SOR-CMCI, if any, from the SOR-AF using steps 3b and 3c;

3b) The UDM to the SOR-AF: Nsoraf\_SoR\_Get request (SNPN identity, SUPI of the UE, access type (see 3GPP TS 29.571 [72])). The SNPN identity and the access type parameters, indicating where the UE is registering, are stored in the UDM;

3c) The SOR-AF to the UDM: Nsoraf\_SoR\_Get response (the SOR-SNPN-SI, the SOR-CMCI, if any, and the "Store the SOR-CMCI in the ME" indicator, if any);

Based on the information received in step 3b and any subscribed SNPN or HPLMN specific criteria, the SOR-AF may include the SOR-SNPN-SI, the SOR-CMCI, if any, and optionally the "Store the SOR-CMCI in the ME" indicator, if any.

If the SOR-AF includes the SOR-SNPN-SI and the ME supports the SOR-CMCI, the SOR-AF may provide the SOR-CMCI and optionally the "Store the SOR-CMCI in the ME" indicator, otherwise the SOR-AF shall provide neither the SOR-CMCI nor the "Store the SOR-CMCI in the ME" indicator.

NOTE 1: In this version of the specification, when the access type where the UE is registering indicates 3GPP access, then the UE is registering over the NG-RAN access technology.

NOTE 2: The SOR-AF can include a different SOR-SNPN-SI, different SOR-CMCI, if any, and different "Store the SOR-CMCI in the ME" indicator, if any, for each Nsoraf\_SoR\_Get request even if the same SNPN identity, the SUPI of the UE, and the access type are provided to the SOR-AF.

NOTE 3: The SOR-AF can subscribe to the UDM to be notified about the changes of the roaming status of the UE identified by SUPI.

NOTE 4: The SOR-AF can determine that the ME supports the SOR-CMCI if the Nsoraf\_SoR\_Info service operation has returned the "ME support of SOR-CMCI" indicator.

3d) The UDM forms the steering of roaming information as specified in 3GPP TS 33.501 [66] from the SOR-SNPN-SI, the SOR-CMCI, if any, and the "Store the SOR-CMCI in the ME" indicator, if any, obtained in step 3a or the SOR-SNPN-SI, the SOR-CMCI, if any, and the "Store the SOR-CMCI in the ME" indicator, if any, obtained in step 3c.

If:

- the SOR-SNPN-SI was not obtained in steps 3a or 3c; or
- the SOR-AF has not sent to the UDM an Nsoraf\_SoR\_Get response (step 3c) within an operator defined time after the UDM sending to the SOR-AF an Nsoraf\_SoR\_Get request (step 3b);

NOTE 5: Stage 3 to define the timer needed for the SOR-AF to respond to the UDM. The max time needs to be defined considering that this procedure is part of the Registration procedure.

and the UE is performing initial registration in a non-subscribed SNPN and the user subscription information indicates to send the steering of roaming information due to initial registration in a non-subscribed SNPN, then the UDM forms the steering of roaming information as specified in 3GPP TS 33.501 [66] from the subscribed SNPN or HPLMN indication that 'no change of the SOR-SNPN-SI stored in the UE is needed and thus no SOR-SNPN-SI is provided';

4) The UDM to the AMF: The UDM sends a response to the Nudm\_SDM\_Get service operation to the AMF, which includes the steering of roaming information within the Access and Mobility Subscription data. The Access and Mobility Subscription data type is defined in clause 5.2.3.3.1 of 3GPP TS 23.502 [63]).

NOTE 6: The UDM cannot provide the SOR-SNPN-SI or the SOR-CMCI, if any, to the AMF which does not support receiving SOR transparent container (see 3GPP TS 29.503 [78]).

If the UE is performing initial registration or emergency registration and the UDM supports SOR-CMCI, the HPLMN shall request the UE to acknowledge the successful security check of the received steering of roaming information, by providing the indication as part of the steering of roaming information in the Nudm\_SDM\_Get response service operation. Otherwise, the subscribed SNPN or HPLMN may request the UE to acknowledge the successful security check of the received steering of roaming information, by providing the indication as part of the steering of roaming information in the Nudm\_SDM\_Get response service operation;

5) The AMF to the UDM: As part of the registration procedure, the SNPN also invokes Nudm\_SDM\_Subscribe service operation to the UDM to subscribe to notification of changes of the subscription data (e.g. received in step 4) including notification of updates of the steering of roaming information included in the Access and Mobility Subscription data (see step 14c in clause 4.2.2.2.2 of 3GPP TS 23.502 [63]);

6) The AMF to the UE: The AMF shall transparently send the received steering of roaming information to the UE in the REGISTRATION ACCEPT message;

7) If the steering of roaming information is received and the security check is successful, then:

- a) if the UDM has not requested an acknowledgement from the UE, then the UE shall send the REGISTRATION COMPLETE message to the serving AMF without including an SOR transparent container; and
- b) if the steering of roaming information contains the SOR-SNPN-SI, the ME shall replace the credentials holder controlled prioritized lists of preferred SNPNs for the selected entry of the "list of subscriber data" or the selected PLMN subscription with the received credentials holder controlled prioritized lists of preferred

SNPNs, if any, and the ME shall replace the credentials holder controlled prioritized lists of GINs for the selected entry of the "list of subscriber data" or the selected PLMN subscription with the received credentials holder controlled prioritized lists of GINs, if any, and delete the SNPNs identified by the credentials holder controlled prioritized lists of preferred SNPNs or credentials holder controlled prioritized lists of GINs from the list of "temporarily forbidden SNPNs" and the list of "permanently forbidden SNPNs", if they are present in these lists. Additionally, the UE may perform SNPN selection. If the UE decides to perform SNPN selection:

- i) if the UE has a list of available and allowable SNPN in the area and based on this list or any other implementation specific means the UE determines that there is a higher priority SNPN than the selected SNPN; or
- ii) the UE does not have a list of available and allowable SNPN in the area and is unable to determine whether there is a higher priority SNPN than the selected SNPN using any other implementation specific means;

and the UE is in automatic network selection mode:

A) if the UE is configured with the SOR-CMCI or received the SOR-CMCI over N1 NAS signalling, the UE shall apply the actions in clause C.4.2. In this case steps 8 to 11 are skipped;

B) otherwise, the UE shall:

- i) release the current N1 NAS signalling connection locally and then attempt to obtain service on a higher priority SNPN as specified in clause 4.9.3. In this case, steps 8 to 11 are skipped. The UE shall suspend the transmission of 5GSM messages until the N1 NAS signalling is released. If the UE has an established emergency PDU session (see 3GPP TS 24.501 [64]), the receipt of the steering of roaming information shall not trigger the release of the N1 NAS signalling connection. The UE shall release the current N1 NAS signalling connection locally subsequently after the emergency PDU session is released. If the UE needs to disable the N1 mode capability (see 3GPP TS 24.501 [64]) and there is no emergency service pending, the UE shall first attempt to obtain service on a higher priority SNPN as described in this step, and if no higher priority SNPN can be selected but the last registered SNPN is selected, then the UE shall disable the N1 mode capability; or
- ii) not release the current N1 NAS signalling connection locally (e.g. if the UE has established PDU session(s)) and skip steps 8 to 10;

NOTE 7: When the UE is in the manual mode of operation or the current chosen non-subscribed SNPN is part of the user controlled prioritized list of preferred SNPNs, the UE stays on the current chosen non-subscribed SNPN.

8) If the UE's ME is configured with an indication that the UE is to receive the steering of roaming information due to initial registration in a non-subscribed SNPN, but neither the SOR-SNPN-SI nor the subscribed SNPN or HPLMN indication that 'no change of the SOR-SNPN-SI stored in the UE is needed and thus no SOR-SNPN-SI is provided' is received in the REGISTRATION ACCEPT message, when the UE performs initial registration in a VPLMN or if the steering of roaming information is received but the security check is not successful, then the UE shall:

- a) if the SOR transparent container is included in the REGISTRATION ACCEPT message, send the REGISTRATION COMPLETE message to the serving AMF without including an SOR transparent container;
- b) if the current chosen non-subscribed SNPN is not contained in the list of "SNPNs where registration was aborted due to SOR" for the selected entry in the "list of subscriber data" or the selected PLMN subscription, and is not part of the user controlled prioritized list of preferred SNPNs for the selected entry in the "list of subscriber data" or the selected PLMN subscription, and the UE is not in manual mode of operation, release the current N1 NAS signalling connection locally and attempt to obtain service on a higher priority SNPN as specified in clause 4.9.3, with an exception that the current SNPN is considered as lowest priority, and skip steps 9 to 11. The UE shall suspend the transmission of 5GSM messages until the N1 NAS signalling is released. If the UE has an established emergency PDU session (see 3GPP TS 24.501 [64]), the UE shall release the current N1 NAS signalling connection locally after the release of the emergency PDU session. If the UE needs to disable the N1 mode capability (see 3GPP TS 24.501 [64]) and there is no emergency service pending, the UE shall first attempt to obtain service on a higher priority SNPN as described in this

step, and if no higher priority SNPN can be selected but the last registered SNPN is selected, then the UE shall disable the N1 mode capability; and

- c) if the current chosen non-subscribed SNPN is not contained in the list of "SNPNs where registration was aborted due to SOR" for the selected entry in the "list of subscriber data" or the selected PLMN subscription, store the SNPN identity in the list of "SNPNs where registration was aborted due to SOR" for the selected entry in the "list of subscriber data" or the selected PLMN subscription;

NOTE 8: When the UE is in the manual mode of operation or the current chosen non-subscribed SNPN is part of the user controlled prioritized list of preferred SNPNs, the UE stays on the current chosen non-subscribed SNPN.

- 9) The UE to the AMF: If the UDM has requested an acknowledgement from the UE and the UE verified that the steering of roaming information has been provided by the subscribed SNPN or HPLMN in step 7, then:
  - a) the UE sends the REGISTRATION COMPLETE message to the serving AMF with an SOR transparent container including the UE acknowledgement;
  - b) the UE shall set the "ME support of SOR-CMCI" indicator in the header of the SOR transparent container to "supported"; and
  - c) if:
    - 1) the steering of roaming information contains the SOR-SNPN-SI, the UE is configured with the SOR-CMCI or received the SOR-CMCI over N1 NAS signalling, the UE is in automatic network selection mode and the UE decides to perform SNPN selection, then the UE shall apply the actions in clause C.4.2, and step 11 is skipped; or
    - 2) the steering of roaming information contains subscribed SNPN or HPLMN indication that 'no change of the SOR-SNPN-SI stored in the UE is needed and thus no SOR-SNPN-SI is provided', then step 11 is skipped;

10) The AMF to the UDM: If an SOR transparent container is received in the REGISTRATION COMPLETE message, the AMF uses the Nudm\_SDM\_Info service operation to provide the received SOR transparent container to the UDM. If the subscribed SNPN or HPLMN decided that the UE is to acknowledge the successful security check of the received steering of roaming information in step 4, the UDM verifies that the acknowledgement is provided by the UE as specified in 3GPP TS 33.501 [66]. If the "ME support of SOR-CMCI" indicator in the header of the SOR transparent container is set to "supported", then the UDM shall store the "ME support of SOR-CMCI" indicator, otherwise the UDM shall delete the stored "ME support of SOR-CMCI" indicator, if any.

NOTE 9: The UDM cannot receive the "ME support of SOR-CMCI" indicator from the AMF which does not support receiving SoR transparent container (see 3GPP TS 29.503 [78]).

10a) The UDM to the SOR-AF: Nsoraf\_SoR\_Info (SUPI of the UE, successful delivery, "ME support of SOR-CMCI" indicator, if any). If the subscribed SNPN or HPLMN policy for the SOR-AF invocation is present and the UDM received and verified the UE acknowledgement in step 10, then the UDM informs the SOR-AF about successful delivery of the SOR-SNPN-SI to the UE. If the "ME support of SOR-CMCI" indicator is stored for the UE, the HPLMN UDM shall include the "ME support of SOR-CMCI" indicator; and

11) If the UE has a list of available SNPNs in the area and based on this list the UE determines that there is a higher priority SNPN than the selected SNPN and the UE is in automatic network selection mode, then the UE may attempt to obtain service on a higher priority SNPN as specified in clause 4.9.3 after the release of the N1 NAS signalling connection. If within an implementation dependent time the N1 NAS signalling connection is not released, then the UE may locally release the N1 signalling connection except when the UE has an established emergency PDU session (see 3GPP TS 24.501 [64]).

When the UE performs initial registration for emergency services (see 3GPP TS 24.501 [64] and 3GPP TS 23.502 [63]) and the AMF performs the authentication procedure, then based on subscribed SNPN or HPLMN policy, the SOR procedure described in this clause may apply.

If:

- the UE in manual mode of operation encounters scenario mentioned in step 8 above; and



- upon switching to automatic network selection mode, the UE remembers that it is still registered on the where the security check failure of SOR information was encountered as described in step 8;

the UE shall wait until it moves to idle mode or 5GMM-CONNECTED mode with RRC inactive indication (see 3GPP TS 24.501 [64]) before attempting to obtain service on a higher priority SNPN as specified in clause 4.9.3, with an exception that the current registered SNPN is considered as lowest priority. If the UE has an established emergency PDU session, then the UE shall attempt to perform the SNPN selection subsequently after the emergency PDU session is released.

NOTE 10: The receipt of the steering of roaming information by itself does not trigger the release of the emergency PDU session.

NOTE 11: The list of available and allowable SNPNs in the area is implementation specific.

---

## C.6 Stage-2 flow for steering of UE in SNPN after registration

The stage-2 flow for the steering of UE in SNPN after registration is indicated in figure C.6.1. The UE is registered on an SNPN which can be the subscribed SNPN or a non-subscribed SNPN. The AMF is located in the selected SNPN. The UDM is located in the HPLMN or subscribed SNPN.

The procedure is triggered:

- If the UDM supports obtaining SOR-SNPN-SI and SOR-CMCI, if any, from the SOR-AF, the subscribed SNPN or HPLMN policy for the SOR-AF invocation is present in the UDM and the SOR-AF provides the UDM with SOR-SNPN-SI for a UE identified by SUPI. If the ME supports the SOR-CMCI, the SOR-AF may provide the SOR-CMCI and optionally provides the "Store the SOR-CMCI in the ME" indicator otherwise the SOR-AF shall provide neither the SOR-CMCI nor the "Store the SOR-CMCI in the ME" indicator; or

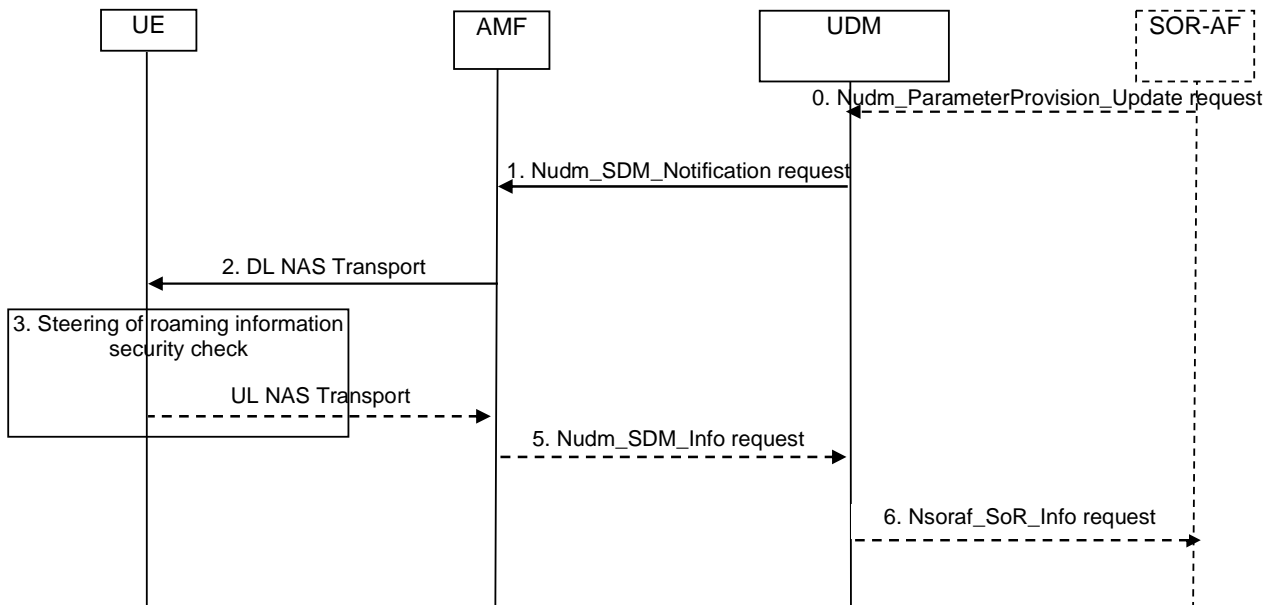
NOTE 0: The SOR-AF can determine that the ME supports SOR-SNPN-SI if the Nsoraf\_SoR\_Info service operation has returned the "ME support of SOR-SNPN-SI" indicator. The UDM determines that the ME supports SOR-SNPN-SI if the UE is in a non-subscribed SNPN or the UE is a subscribed SNPN and the AMF has indicated to the UDM that the UE supports SOR-SNPN-SI.

NOTE 1: The SOR-AF can determine that the ME supports the SOR-CMCI if the Nsoraf\_SoR\_Info service operation has returned the "ME support of SOR-CMCI" indicator. How the SOR-AF determines that the USIM for the indicated SUPI supports SOR-CMCI is implementation specific.

- When a SOR-SNPN-SI becomes available in the UDM (i.e. retrieved from the UDR). If the "ME support of SOR-CMCI" indicator is stored for the UE, the HPLMN UDM shall obtain the SOR-CMCI and the "Store the SOR-CMCI in the ME" indicator, if available, otherwise the HPLMN UDM shall obtain neither the SOR-CMCI nor the "Store the SOR-CMCI in the ME" indicator.

NOTE 2: Before providing the UDM with SOR-SNPN-SI for a UE identified by SUPI, the SOR-AF, based on subscribed SNPN or HPLMN policies or criteria, can obtain the user location information by triggering the unified location service exposure procedure as defined in 3GPP TS 23.273 [70] clause 6.5, or additionally based on implementation specific criteria, by requesting the UE location information from other application function using implementation specific method. This user location information can then be used in the SOR-AF algorithms.

NOTE 3: Before providing the UDM with a new SOR-SNPN-SI for a UE identified by SUPI, the SOR-AF, based on subscribed SNPN or HPLMN policies or criteria, can obtain the user location information by triggering the unified location service exposure procedure as defined in 3GPP TS 23.273 [70] clause 6.5, or additionally based on implementation specific criteria, by requesting the UE location information from other application function using implementation specific method. This user location information can then be used in the SOR-AF algorithms.



**Figure C.6.1: Procedure for providing SOR-SNP-SI after registration**

For the steps below, security protection is described in 3GPP TS 33.501 [24].

- 0) The SOR-AF to the UDM: Nudm\_ParameterProvision\_Update request is sent to the UDM to trigger the update of the UE with the SOR-SNP-SI, the SOR-CMCI, if any, and the "Store the SOR-CMCI in the ME" indicator, if any, for a UE identified by SUPI.
- 1) The UDM to the AMF: The UDM notifies the changes of the user profile to the affected AMF by the means of invoking Nudm\_SDM\_Notification service operation. The Nudm\_SDM\_Notification service operation contains the steering of roaming information that needs to be delivered transparently to the UE over NAS within the Access and Mobility Subscription data. If the subscribed SNP or HPLMN decided that the UE is to acknowledge successful security check of the received steering of roaming information, the Nudm\_SDM\_Notification service operation also contains an indication that the UDM requests an acknowledgement from the UE as part of the steering of roaming information. If the SOR-CMCI was obtained, the UDM shall include the SOR-CMCI into the steering of roaming information and shall requests an acknowledgement from the UE as part of the steering of roaming information. If the "Store the SOR-CMCI in the ME" indicator was obtained, the HPLMN UDM shall include the "Store the SOR-CMCI in the ME" indicator;

NOTE 4: The UDM cannot provide the SOR-SNP-SI or SOR-CMCI to the AMF which does not support receiving SOR transparent container (see 3GPP TS 29.503 [78]).

- 2) The AMF to the UE: the AMF sends a DL NAS TRANSPORT message to the served UE. The AMF includes in the DL NAS TRANSPORT message the steering of roaming information received from the UDM.
- 3) Upon receiving the steering of roaming information, the UE shall perform a security check on the steering of roaming information included in the DL NAS TRANSPORT message to verify that the steering of roaming information is provided by the subscribed SNP or HPLMN, and if the security check is successful:
  - a) if the steering of roaming information contains the SOR-SNP-SI, the ME shall replace the credentials holder controlled prioritized lists of preferred SNPNs for the selected entry of the "list of subscriber data" or the selected PLMN subscription with the received credentials holder controlled prioritized lists of preferred SNPNs, if any, the ME shall replace the credentials holder controlled prioritized lists of GINs for the selected entry of the "list of subscriber data" or the selected PLMN subscription with the received credentials holder controlled prioritized lists of GINs, if any, and the ME shall delete the SNPNs identified by the credentials holder controlled prioritized lists of preferred SNPNs or credentials holder controlled prioritized lists of GINs from the list of "temporarily forbidden SNPNs" and the list of "permanently forbidden SNPNs", if they are present in these lists.

If the UDM has requested an acknowledgement from the UE in the DL NAS TRANSPORT message, the UE sends an UL NAS TRANSPORT message to the serving AMF with an SOR transparent container including the UE acknowledgement and the UE shall set the "ME support of SOR-CMCI" indicator to "supported".

If the UE is in automatic network selection mode, the selected SNPN is a non-subscribed SNPN and the UE decides to perform SNPN selection, then:

- if the UE is configured with the SOR-CMCI or received the SOR-CMCI over N1 NAS signalling, the UE shall apply the actions in clause C.4; or
- the UE shall wait until it moves to idle mode or 5GMM-CONNECTED mode with RRC inactive indication (see 3GPP TS 24.501 [64]) before attempting to obtain service on a higher priority SNPN as specified in clause 4.9.3.

If the selected SNPN is a non-subscribed SNPN and the UE has an established emergency PDU session then the UE may attempt to perform the SNPN selection subsequently after the emergency PDU session is released, if the UE is in automatic network selection mode.

If the UDM has not requested an acknowledgement from the UE, then step 5 is skipped; and

- 4) If the selected SNPN is a non-subscribed SNPN, the security check is not successful and the UE is in automatic network selection mode, then the UE shall wait until it moves to idle mode or 5GMM-CONNECTED mode with RRC inactive indication (see 3GPP TS 24.501 [64]) before attempting to obtain service on a higher priority SNPN as specified in clause 4.9.3, with an exception that the current SNPN is considered as lowest priority. If the selected SNPN is a non-subscribed SNPN and the UE has an established emergency PDU session, then the UE shall attempt to perform the SNPN selection after the emergency PDU session is released.

If the UDM has not requested an acknowledgement from the UE, then step 5 is skipped;

NOTE 5: When the UE is in the manual mode of operation and the current chosen non-subscribed SNPN is part of the user controlled prioritized list of preferred SNPNS, the UE stays on the current chosen non-subscribed SNPN.

- 5) The AMF to the UDM: If the UL NAS TRANSPORT message with an SOR transparent container is received, the AMF uses the Nudm\_SDM\_Info service operation to provide the received SOR transparent container to the UDM. If the subscribed SNPN or HPLMN decided that the UE is to acknowledge successful security check of the received steering of roaming information in step 1, the UDM verifies that the acknowledgement is provided by the UE. If the "ME support of SOR-CMCI" indicator in the header of the SOR transparent container is set to "supported", then the HPLMN UDM shall store the "ME support of SOR-CMCI" indicator, otherwise the HPLMN UDM shall delete the stored "ME support of SOR-CMCI" indicator, if any.

If the present flow was invoked by the UDM after receiving from the SOR-AF the SOR-SNPN-SI, SOR-CMCI, if any, for a UE identified by SUPI using an Nudm\_ParameterProvision\_Update request, and the UDM verification of the UE acknowledgement is successful, then the UDM informs the SOR-AF about successful delivery of the SOR-SNPN-SI, SOR-CMCI, if any, using Nsoraf\_SoR\_Info (SUPI of the UE, successful delivery); and

- 6) The UDM to the SOR-AF: Nsoraf\_SoR\_Info (SUPI of the UE, successful delivery, "ME support of SOR-CMCI" indicator, if any). If the subscribed SNPN or HPLMN policy for the SOR-AF invocation is present and the UDM received and verified the UE acknowledgement in step 5, then the UDM informs the SOR-AF about successful delivery of the SOR-SNPN-SI, SOR-CMCI, if any, to the UE. If the "ME support of SOR-CMCI" indicator is stored for the UE, the HPLMN UDM shall include the "ME support of SOR-CMCI" indicator;

If the selected SNPN is a non-subscribed SNPN and:

- the UE in manual mode of operation encounters security check failure of SOR information in DL NAS TRANSPORT message; and
- upon switching to automatic network selection mode, the UE remembers that it is still registered on the where the security check failure of SOR information was encountered;

the UE shall wait until it moves to idle mode or 5GMM-CONNECTED mode with RRC inactive indication (see 3GPP TS 24.501 [64]) before attempting to obtain service on a higher priority SNPN as specified in clause 4.9.3, with an exception that the current registered SNPN is considered as lowest priority. If the selected SNPN is a non-

subscribed SNPN and the UE has an established emergency PDU session, then the UE shall attempt to perform the SNPN selection after the emergency PDU session is released.

NOTE 6: The receipt of the steering of roaming information by itself does not trigger the release of the emergency PDU session.

NOTE 7: If the selected SNPN is the subscribed SNPN, regardless of whether the UE is in automatic network selection mode or manual network selection mode, regardless of whether the UE has an established emergency PDU session or not, and regardless of whether the security check is successful or not successful, the UE is not required to perform the SNPN selection.

## C.7 Stage-2 flow for providing UE with SOR-SNPN-SI in HPLMN or VPLMN after registration

The stage-2 flow for providing UE with SOR-SNPN-SI in HPLMN or VPLMN after registration is indicated in figure C.7.1, when the ME and the HPLMN support the SOR-SNPN-SI. The selected PLMN can be the HPLMN or a VPLMN. The AMF is located in the selected PLMN. The UDM is located in the HPLMN.

In this procedure, the SOR-SNPN-SI is sent without the list of preferred PLMN/access technology combinations.

NOTE 1: The SOR-AF can determine that the ME supports the SOR-SNPN-SI if the Nsoraf\_SoR\_Info service operation has returned the "ME support of SOR-SNPN-SI" indicator. The UDM can determine that the ME supports the SOR-SNPN-SI if the "ME support of SOR-SNPN-SI" indicator is stored for the UE.

The procedure is triggered:

- If the UDM supports obtaining the SOR-SNPN-SI from the SOR-AF, the HPLMN policy for the SOR-AF invocation is present in the UDM and the SOR-AF provides the UDM with the SOR-SNPN-SI for a UE identified by SUPI; or
- When the SOR-SNPN-SI becomes available in the UDM (i.e., retrieved from the UDR).

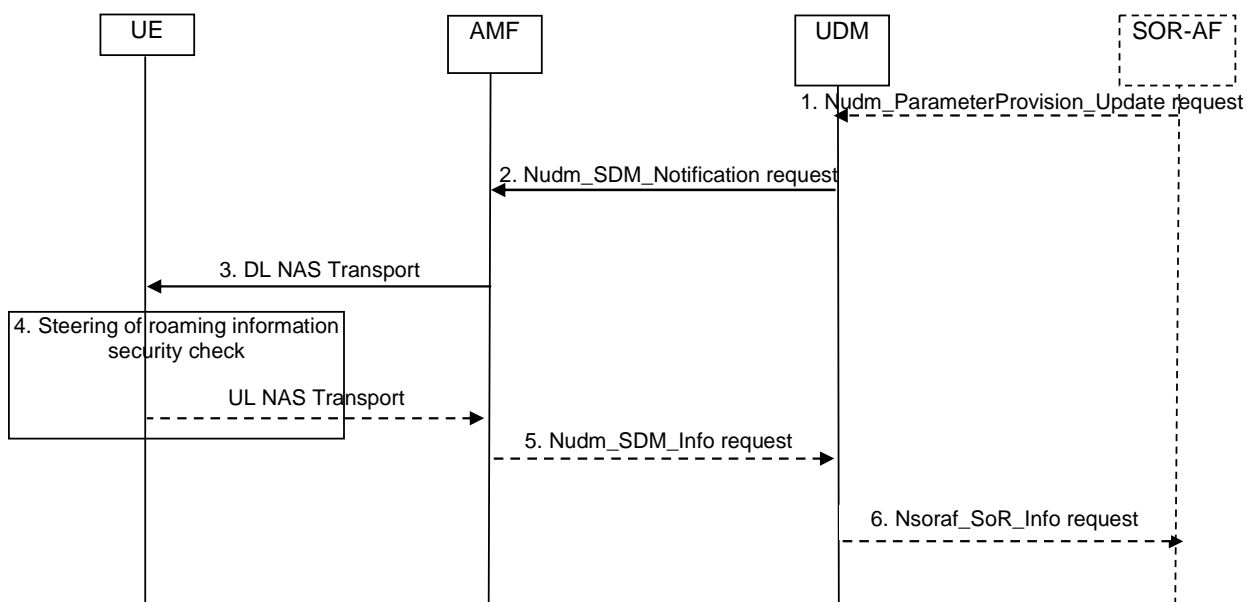


Figure C.7.1: Procedure for configuring UE with SOR-SNPN-SI in a PLMN after registration

For the steps below, security protection is described in 3GPP TS 33.501 [24].

- 1) The SOR-AF to the UDM: Nudm\_ParameterProvision\_Update request is sent to the UDM to trigger the update of the UE with the SOR-SNPN-SI.

- 2) The UDM to the AMF: The UDM notifies the changes of the user profile to the affected AMF by the means of invoking Nudm\_SDM\_Notification service operation. The Nudm\_SDM\_Notification service operation contains the steering of roaming information that needs to be delivered transparently to the UE over NAS within the Access and Mobility Subscription data. If the HPLMN or subscribed SNPN decided that the UE is to acknowledge successful security check of the received steering of roaming information, the Nudm\_SDM\_Notification service operation also contains an indication that the UDM requests an acknowledgement from the UE as part of the steering of roaming information. Upon receiving the SOR-SNPN-SI, the UDM shall include the SOR-SNPN-SI and the HPLMN indication that 'no change of the "Operator Controlled PLMN Selector with Access Technology" list stored in the UE is needed and thus no list of preferred PLMN/access technology combinations is provided'.

NOTE 2: The UDM cannot provide the SOR-SNPN-SI, if any, to the AMF which does not support receiving SoR transparent container (see 3GPP TS 29.503 [78]).

- 3) The AMF to the UE: the AMF sends a DL NAS TRANSPORT message to the served UE. The AMF includes in the DL NAS TRANSPORT message the steering of roaming information received from the UDM.
- 4) Upon receiving the steering of roaming information containing the SOR-SNPN-SI and the HPLMN indication that 'no change of the "Operator Controlled PLMN Selector with Access Technology" list stored in the UE is needed and thus no list of preferred PLMN/access technology combinations is provided', the UE shall perform a security check on the steering of roaming information included in the DL NAS TRANSPORT message to verify that the steering of roaming information is provided by HPLMN, and:
- a) if the security check is successful, the ME shall replace the credentials holder controlled prioritized lists of preferred SNPNs for the selected PLMN subscription with the received credentials holder controlled prioritized lists of preferred SNPNs, if any, the ME shall replace the credentials holder controlled prioritized lists of GINs for the selected PLMN subscription with the received credentials holder controlled prioritized lists of GINs, if any, and the ME shall delete the SNPNs identified by the credentials holder controlled prioritized lists of preferred SNPNs or credentials holder controlled prioritized lists of GINs from the list of "temporarily forbidden SNPNs" and the list of "permanently forbidden SNPNs", if they are present in these lists.

If the UDM has requested an acknowledgement from the UE in the DL NAS TRANSPORT message, the UE sends an UL NAS TRANSPORT message to the serving AMF with an SOR transparent container including the UE acknowledgement and the UE shall set the "ME support of SOR-SNPN-SI" indicator to "supported".

If the UDM has not requested an acknowledgement from the UE then step 5 is skipped; and

- b) if the selected PLMN is a VPLMN, the security check is not successful and the UE is in automatic network selection mode, then:
- if the UE has a SOR-CMCI stored in the non-volatile memory of the ME, the current PLMN is considered as lowest priority and the UE shall apply the actions in clause C.4.2;
  - otherwise, the UE shall wait until it moves to idle mode or 5GMM-CONNECTED mode with RRC inactive indication (see 3GPP TS 24.501 [64]) before attempting to obtain service on a higher priority PLMN as specified in clause 4.4.3.3 by acting as if timer T that controls periodic attempts has expired, with an exception that the current PLMN is considered as lowest priority. If the selected PLMN is a VPLMN and the UE has an established emergency PDU session then the UE shall attempt to perform the PLMN selection after the emergency PDU session is released and after the UE enters idle mode or 5GMM-CONNECTED mode with RRC inactive indication (see 3GPP TS 24.501 [64]).

Step 5 is skipped;

NOTE 3: When the UE is in the manual mode of operation or the current chosen VPLMN is part of the "User Controlled PLMN Selector with Access Technology" list, the UE stays on the VPLMN.

- 5) The AMF to the UDM: If the UL NAS TRANSPORT message with an SOR transparent container is received, the AMF uses the Nudm\_SDM\_Info service operation to provide the received SOR transparent container to the UDM. If the HPLMN decided that the UE is to acknowledge successful security check of the received steering of roaming information in step 2, the UDM verifies that the acknowledgement is provided by the UE. The UDM shall store the "ME support of SOR-SNPN-SI" indicator.

If the present flow was invoked by the UDM after receiving from the SOR-AF the SOR-SNPN-SI for a UE identified by SUPI using an Nudm\_ParameterProvision\_Update request, and the UDM verification of the UE acknowledgement is successful, then the UDM informs the SOR-AF about successful delivery of the SOR-CMCI using Nsoraf\_SoR\_Info (SUPI of the UE, successful delivery); and

- 6) The UDM to the SOR-AF: Nsoraf\_SoR\_Info (SUPI of the UE, successful delivery, "ME support of SOR-SNPN-SI" indicator). If the HPLMN policy for the SOR-AF invocation is present and the HPLMN UDM received and verified the UE acknowledgement in step 5, then the UDM informs the SOR-AF about successful delivery of the SOR-SNPN-SI to the UE. The UDM shall include the "ME support of SOR-SNPN-SI" indicator.

If the selected PLMN is a VPLMN and:

- the UE in manual mode of operation encounters security check failure of SOR information in DL NAS TRANSPORT message; and
- upon switching to automatic network selection mode the UE remembers that it is still registered on the PLMN where the security check failure of SOR information was encountered;

the UE shall wait until it moves to idle mode or 5GMM-CONNECTED mode with RRC inactive indication (see 3GPP TS 24.501 [64]) before attempting to obtain service on a higher priority PLMN as specified in clause 4.4.3.3, by acting as if timer T that controls periodic attempts has expired, with an exception that the current registered PLMN is considered as lowest priority. If the selected PLMN is a VPLMN and the UE has an established emergency PDU session then the UE shall attempt to perform the PLMN selection after the emergency PDU session is released and after the UE enters idle mode or 5GMM-CONNECTED mode with RRC inactive indication (see 3GPP TS 24.501 [64]).

NOTE 4: The receipt of the steering of roaming information by itself does not trigger the release of the emergency PDU session.

---

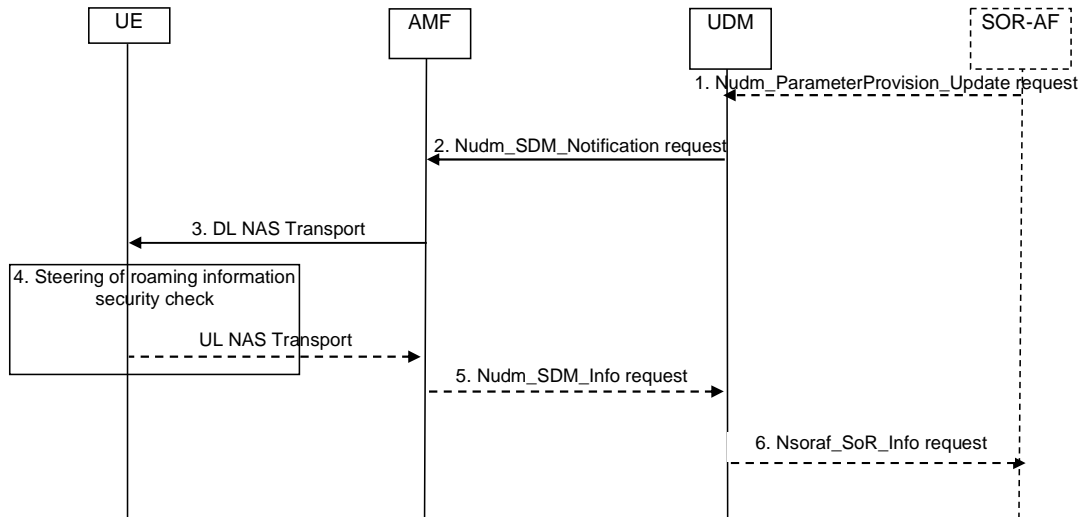
## C.8 Stage-2 flow for providing UE with list of preferred PLMN/access technology combinations in SNPN after registration

The stage-2 flow for providing UE with the list of preferred PLMN/access technology combinations in an SNPN after registration is indicated in figure C.8.1. The selected SNPN is a non-subscribed SNPN. The AMF is located in the selected SNPN. The UDM is located in the HPLMN.

In this procedure, the list of preferred PLMN/access technology combinations is sent in plain text or sent within the secured packet, without the SOR-SNPN-SI.

Based on HPLMN policy, if the HPLMN supports sending the list of preferred PLMN/access technology combinations in plain text or secured packet to the UE when the UE is registered to an SNPN, then the procedure is triggered:

- If the UDM supports obtaining a list of preferred PLMN/access technology combinations or a secured packet from the SOR-AF, the HPLMN policy for the SOR-AF invocation is present in the UDM and the SOR-AF provides the UDM with a new list of preferred PLMN/access technology combinations or a secured packet for a UE identified by SUPI; or
- When a new list of preferred PLMN/access technology combinations or a secured packet becomes available in the UDM (i.e., retrieved from the UDR).



**Figure C.8.1: Procedure for configuring UE with list of preferred PLMN/access technology combinations in an SNPN after registration**

For the steps below, security protection is described in 3GPP TS 33.501 [24].

- 1) The SOR-AF to the UDM: Nudm\_ParameterProvision\_Update request is sent to the UDM to trigger the update of the UE with the new list of preferred PLMN/access technology combinations or a secured packet for a UE identified by SUPI.
- 2) The UDM to the AMF: The UDM notifies the changes of the user profile to the affected AMF by the means of invoking Nudm\_SDM\_Notification service operation. The Nudm\_SDM\_Notification service operation contains the steering of roaming information that needs to be delivered transparently to the UE over NAS within the Access and Mobility Subscription data. If the HPLMN or subscribed SNPN decided that the UE is to acknowledge successful security check of the received steering of roaming information, the Nudm\_SDM\_Notification service operation also contains an indication that the UDM requests an acknowledgement from the UE as part of the steering of roaming information.
- 3) The AMF to the UE: the AMF sends a DL NAS TRANSPORT message to the served UE. The AMF includes in the DL NAS TRANSPORT message the steering of roaming information received from the UDM.
- 4) Upon receiving the steering of roaming information, the UE shall perform a security check on the steering of roaming information included in the DL NAS TRANSPORT message to verify that the steering of roaming information is provided by HPLMN, and:
  - a) if the security check is successful:
    - if the steering of roaming information contains a secured packet (see 3GPP TS 31.115 [67]) and the service "data download via SMS Point-to-point" is allocated and activated in the USIM Service Table (see 3GPP TS 31.102 [40]), the ME shall upload the secured packet to the USIM using procedures in 3GPP TS 31.111 [41]; and
    - if the steering of roaming information contains the list of preferred PLMN/access technology combinations, the ME shall replace the highest priority entries in the "Operator Controlled PLMN Selector with Access Technology" list stored in the ME with the received list of preferred PLMN/access technology combinations, and delete the PLMNs identified by the list of preferred PLMN/access technology combinations from the Forbidden PLMN list and from the Forbidden PLMNs for GPRS service list, if they are present in these lists.

If the UDM has requested an acknowledgement from the UE in the DL NAS TRANSPORT message, the UE sends an UL NAS TRANSPORT message to the serving AMF with an SOR transparent container including the UE acknowledgement and the UE shall set the "ME support of SOR-SNPN-SI" indicator to "supported".

If the UDM has not requested an acknowledgement from the UE then step 5 is skipped; and

- b) if the security check is not successful and the UE is in automatic network selection mode, then:

- if the UE has a SOR-CMCI stored in the non-volatile memory of the ME, the current SNPN is considered as lowest priority and the UE shall apply the actions in clause C.4.2;
- otherwise, the UE shall wait until it moves to idle mode or 5GMM-CONNECTED mode with RRC inactive indication (see 3GPP TS 24.501 [64]) before attempting to obtain service on a higher priority SNPN as specified in clause 4.9.3, with an exception that the current SNPN is considered as lowest priority. If the UE has an established emergency PDU session then the UE shall attempt to perform the SNPN selection after the emergency PDU session is released and after the UE enters idle mode or 5GMM-CONNECTED mode with RRC inactive indication (see 3GPP TS 24.501 [64]).

Step 5 is skipped;

NOTE 1: When the UE is in the manual mode of operation or the current chosen non-subscribed SNPN is part of the user controlled prioritized list of preferred SNPNs, the UE stays on current chosen non-subscribed SNPN.

- 5) The AMF to the UDM: If the UL NAS TRANSPORT message with an SOR transparent container is received, the AMF uses the Nudm\_SDM\_Info service operation to provide the received SOR transparent container to the UDM. If the HPLMN decided that the UE is to acknowledge successful security check of the received steering of roaming information in step 2, the UDM verifies that the acknowledgement is provided by the UE. The UDM shall store the "ME support of SOR-SNPN-SI" indicator.

If the present flow was invoked by the UDM after receiving from the SOR-AF a list of preferred PLMN/access technology combinations or a secured packetI for a UE identified by SUPI using an Nudm\_ParameterProvision\_Update request, and the UDM verification of the UE acknowledgement is successful, then the UDM informs the SOR-AF about successful delivery of the steering of roaming information using Nsoraf\_SoR\_Info (SUPI of the UE, successful delivery); and

- 6) The UDM to the SOR-AF: Nsoraf\_SoR\_Info (SUPI of the UE, successful delivery, "ME support of SOR-SNPN-SI" indicator). If the HPLMN policy for the SOR-AF invocation is present and the HPLMN UDM received and verified the UE acknowledgement in step 5, then the UDM informs the SOR-AF about successful delivery of the steering of roaming information to the UE. The UDM shall include the "ME support of SOR-SNPN-SI" indicator.

If:

- the UE in manual mode of operation encounters security check failure of SOR information in DL NAS TRANSPORT message; and
- upon switching to automatic network selection mode the UE remembers that it is still registered on non-subscribed SNPN where the security check failure of SOR information was encountered;

the UE shall wait until it moves to idle mode or 5GMM-CONNECTED mode with RRC inactive indication (see 3GPP TS 24.501 [64]) before attempting to obtain service on a higher priority SNPN as specified in clause 4.9.3, with an exception that the current registered SNPN is considered as lowest priority. If the UE has an established emergency PDU session then the UE shall attempt to perform the SNPN selection after the emergency PDU session is released and after the UE enters idle mode or 5GMM-CONNECTED mode with RRC inactive indication (see 3GPP TS 24.501 [64]).

NOTE 2: The receipt of the steering of roaming information by itself does not trigger the release of the emergency PDU session.



## Annex D (informative): Change history

TSG#	Tdoc	SPEC	VERS	CR	REV	PHASE	CAT	N_VER	SUBJECT	comment
		03.22	8.2.0			R99			Split of 03.22/R99 to 03.22 and 23.122	
#6		23.122	0.0.0			R99		3.0.0		Was approved in the TSGN#6 plenary
#4	N1-99573	23.102	3.0.0	001		R99	F	3.1.0	PLMN selection for GPRS mobiles	Mirrored from CRA032r2 REMOVED in V3.1.1, where it is not approved by SMG2
#6	N1-99D13	23.122	3.0.0	002		R99	A	3.1.0	Correction of Figure A.2 in Annex A	Mirrored from CR006r1for 23.022
#7	N1-000546	23.122	3.1.1	004	1	R99	D	3.2.0	UMTS references in 23.122	Correction of references
#8	N1-000796	23.122	3.2.0	003	5	R99	F	3.3.0	Modification of PLMN Selection Procedures to support UMTS+COMPACT Network Selection	WI: GSM/UMTS interworking Note As a result of two conflicting CRs N1-000796 is merged with the existing text in V.3.2.0 by the rapporteur
#9	NP-000443/ N1-001020	23.122	3.3.0	009	2	R99	F	3.4.0	Clarifications of the PLMN Selection procedures for UMTS and COMPACT.	
		23.122	3.4.0					3.4.1	Correction of text in version 3.4.0 (There was text to be deleted in clause 4.4.3.2.1 bullet point 2)	23.Oct.2000 Implementation correction
		23.122	3.4.1					3.4.2	Correction of a systematic search for "TS" and replace it with "3GPP TS" has gone wrong as much more than the TSs for Technical Specifications have been changed also.	1 Nov..2000 Implementation correction
#10	NP-000674/ N1-001415	23.122	3.4.2	010	1	R99	F	3.5.0	Correction of terminology "In UMTS", "In GSM"	Cat F/ WI=TEI
#10	NP-000671/ N1-001236	23.122	3.4.2	012		R99	F	3.5.0	Restoration of figure A.1	Cat F/ WI=GSM - UMTS Interworking
#10	NP-000671/ N1-001237	23.122	3.4.2	013		R99	F	3.5.0	Alignment of figure 2a with PLMN selection for UMTS	Cat F/ WI=GSM - UMTS Interworking
#11	NP-010207/ N1-010472	23.122	3.5.0	014	3	R99	F	3.6.0	Clarification of the PLMN selection for UMTS regarding high quality signal	GSM - UMTS Interworking
#11	NP-010168/ N1-010224	23.122	3.5.0	016	1	R99	F	3.6.0	Roaming restrictions for GPRS service	GSM - UMTS Interworking
#11	NP-010205/ N1-010334	23.122	3.5.0	017		R99	F	3.6.0	remove use of GSM as default access technology in PLMN search	T.E.I
#11	NP-01089/ N1-010443	23.122	3.5.0	018		R99	F	3.6.0	Requirement of priority on High Quality Signal cell concerning Acceptable cell (for limited service as emergency call)	T.E.I
#11	NP-010186/ N1-010489	23.122	3.5.0	019	4	R99	F	3.6.0	Clarifications to PLMN search	T.E.I
#11	NP-010186/ N1-010490	23.122	3.5.0	020	1	R99	F	3.6.0	Clarifications to PLMN search	T.E.I
#11	NP-010180	23.122	3.5.0	022	1	R99	F	3.6.0	Equivalent handling of PLMNs with different PLMN codes	GSM - UMTS Interworking
#11			3.6.0					4.0.0	Upgraded to Release 4.	
#12	NP-010352	23.122	4.0.0	024	1	Rel-4	A	4.1.0	Stored list of equivalent PLMNs and error/abnormal cases	GSM-UMTS INTERWORKING
#12	NP-010276	23.122	4.0.0	027	1	Rel-4	A	4.1.0	Corrections and clarifications to PLMN Selection	GSM-UMTS INTERWORKING
#12	NP-010275	23.122	4.0.0	030	3	Rel-4	A	4.1.0	Partial Roaming – restriction by location area	TEI
#12	NP-010276	23.122	4.0.0	032		Rel-4	A	4.1.0	Removal of 'Requirement of priority on High Quality Signal cell concerning Acceptable cell	TEI
#12	NP-010276	23.122	4.0.0	034		Rel-4	A	4.1.0	Alignment with stage 1 specification on PLMN background search	TEI
NP-16	NP-020243	23.122	4.1.0	048		Rel-5	F	5.0.0	Role of the equivalent PLMNs list in the PLMN user reselection	TEI5
NP-17	NP-020369	23.122	5.0.0	051		Rel-5	A	5.1.0	Removal of CBQ2	COMPACT
NP-17	NP-020383	23.122	5.0.0	052	1	Rel-5	F	5.1.0	Applicability of the lists of "forbidden LAs"	TEI5

TSG#	Tdoc	SPEC	VERS	CR	REV	PHASE	CAT	N_VER	SUBJECT	comment
NP-17	NP-020367	23.122	5.0.0	055		Rel-5	A	5.1.0	Routing Area Update at network change	TEI
NP-18	NP-020549	23.122	5.1.0	058		Rel-5	A	5.2.0	Correction of references	TEI
			5.1.0			Rel-5		5.2.0	Additional cleanup done to references by ETSI/MCC	
NP-21	NP-030405	23.122	5.2.0	061		Rel-5	A	5.3.0	Removal of RPLMNAcT field	TEI
NP-23	NP-040037	23.122	5.3.0	067	1	Rel-6	F	6.0.0	Definition of MS idle mode	TEI6
NP-23	NP-040037	23.122	5.3.0	068		Rel-6	F	6.0.0	Usage of HPLMNAcT by the UE	TEI6
NP-24	NP-040202	23.122	6.0.0	069	5	Rel-6	F	6.1.0	Clarification on the use of the RAT during background scanning.	TEI6
NP-24	NP-040202	23.122	6.0.0	071	1	Rel-6	F	6.1.0	Role of ePLMN list in manual PLMN selection mode	TEI6
NP-24	NP-040202	23.122	6.0.0	072	1	Rel-6	F	6.1.0	Roaming not allowed for GPRS update state	TEI6
NP-24	NP-040202	23.122	6.0.0	073		Rel-6	D	6.1.0	Data field -> data file	TEI6
NP-25	NP-040375	23.122	6.1.0			Rel-6	B	6.2.0	Clarification on the registered PLMN for UEs that support network sharing in a shared network	NTShar
				76	2					
NP-25	NP-040378	23.122	6.1.0			Rel-6	F	6.2.0	Correction of definitions of PLMNs in the same country	TEI6
				77	1					
NP-26	NP-040513	23.122	6.2.0			Rel-6	B	6.3.0	Clarification of PLMN selection in shared networks	NTShar
				086	1					
NP-26	NP-040514	23.122	6.2.0			Rel-6	F	6.3.0	Clarification on the use of the RAT during background scanning	TEI6
				084	1					
NP-26	NP-040516	23.122	6.2.0	082	7	Rel-7	C	7.0.0	Support of multiple HPLMN codes	TEI7
NP-27		23.122	7.0.0			Rel-7		7.1.0	Addition of domain specific access control description	ACBOP
	NP-050083			089			A			
NP-27	NP-050086	23.122	7.0.0			Rel-7	F	7.1.0	Minor Clarifications to EHPLMN handling	TEI7
				087	1					
CP-28		23.122	7.1.0			Rel-7	A	7.2.0	Correction of the PLMN Selection State diagram (automatic mode)	TEI6
	CP-050068			91						
CP-29		23.122	7.2.0			Rel-7	C	7.3.0	Enhancement of the EHPLMN feature to allow load balancing	TEI7
	CP-050366			93	1					
CP-31		23.122	7.3.0			Rel-7	F	7.4.0	EPLMN list is not invalid on receipt of reject cause values #12 and #15	TEI7
	CP-060126			0094	-					
CP-31		23.122	7.3.0			Rel-7	F	7.4.0	EHPLMN in automatic network selection mode	TEI7
	CP-060126			0095	-					
CP-31		23.122	7.3.0			Rel-7	C	7.4.0	First higher priority PLMN scan in VPLMN	TEI7
	CP-060175			0096	4					
CP-32	CP-060359	23.122	7.4.0	0098	2	Rel-7	B	7.5.0	ME capability for Network Selection	TEI7
CP-33	CP-060460	23.122	7.5.0	0099	1	Rel-7	C	7.6.0	Manual PLMN selection power-on	NSP-CR
CP-34	CP-060668	23.122	7.6.0	0101	1	Rel-7	C	7.7.0	Presentation of EHPLMN	NSP-CR
CP-34		23.122	7.6.0			Rel-7	C	7.7.0	Presentation of Additional Information in Manual Mode	NSP-CR
	CP-060668			0102	2					
CP-34		23.122	7.6.0			Rel-7	F	7.7.0	Correction to the definition of national roaming and international roaming to include the EHPLMN	TEI7
	CP-060670			0103	1					
CP-34		23.122	7.6.0			Rel-7	F	7.7.0	Correction of the PLMN Selection state diagram (automatic mode)	TEI7
	CP-060670			0104	-					
CP-35	CP-070152	23.122	7.7.0	0111	3	Rel-7	B	7.8.0	Last RPLMN	NSP-CR
CP-35		23.122	7.7.0			Rel-7	B	7.8.0	Optional network selection mode at switch-on	NSP-CR
	CP-070152			0113	1					
CP-35		23.122	7.7.0			Rel-7	C	7.8.0	Pingpong avoidance on PLMN change for search for higher priority PLMNs	TEI7
	CP-070173			0106	2					
CP-36	CP-070477	23.122	7.8.0	0114	4	Rel-7	B	7.9.0	PLMN selection for steering of roaming	NSP-CR
CP-37		23.122	7.9.0			Rel-7		7.10.0		
	CP-070597			0115	1		C		Steering of Roaming procedure	NSP-CR
CP-38		23.122	7.10.0			Rel-7	F	7.11.0	Single EHPLMN Display Name in Manual Mode	TEI7
	CP-070802			0117						
CP-38	CP-070813	23.122	7.11.0	0118	1	Rel-8	B	8.0.0	PPACR CR to 23.122	PPACR-CT1
CP-39		23.122	8.0.0			Rel-8		8.1.0	Inclusion of EHPLMN in the optimisation for automatic network selection	NSP-CR
	CP-080125			0120	1		A			
CP-40		23.122	8.1.0			Rel-8	B	8.2.0	PLMN Selection on receipt of GAN cause Location not allowed	TEI8
	CP-080361			0119	3					
CP-41		23.122	8.2.0			Rel-8	F	8.3.0	Clarifications for RAT usage in manual network selection mode	TEI8
	CP-080536			0121	0					
CP-41		23.122	8.2.0			Rel-8	F	8.3.0	Clarification on MS behavior further to LU Reject causes #13 and #15	TEI8
	CP-080536			0122	1					
CP-42	CP-080866	23.122	8.3.0	0124	1	Rel-8	B	8.4.0	Multi system PLMN selection	SAES
CP-42	CP-080860	23.122	8.3.0	0125	1	Rel-8	B	8.4.0	CR on description of PPAC	PPACR-CT1
CP-42	CP-080866	23.122	8.3.0	0126	1	Rel-8	B	8.4.0	3GPP2 system selection	SAES

TSG#	Tdoc	SPEC	VERS	CR	REV	PHASE	CAT	N_VER	SUBJECT	comment
CP-42	CP-080966	23.122	8.3.0	0128	2	Rel-8	B	8.4.0	CSG selection – NAS aspects	HomeNB-3G, HomeNB-LTE
CP-42		23.122	8.3.0			Rel-8		8.4.0	Editorial cleanup by MCC	
CP-43	CP-090157	23.122	8.4.0	0129	1	Rel-8		8.5.0	Correction on CSG related NAS requirement	HomeNB-LTE, HomeNB-3G
CP-43	CP-090222	23.122	8.4.0	0130	2	Rel-8		8.5.0	CSG selection process in idle mode	HomeNB-LTE, HomeNB-3G
CP-43	CP-090157	23.122	8.4.0	0132	1	Rel-8		8.5.0	Introduction of cause#25 handling in LR state diagram	HomeNB-3G
CP-44	CP-090413	23.122	8.5.0	0131	1	Rel-8	F	8.6.0	Addition of missing requirements for tracking area updating	SAES
CP-45	CP-090679	23.122	8.6.0	0133	2	Rel-8	F	8.7.0	RAT selection when "HPLMN selector with access technology" data file is missing in the SIM or "PLMN selector" data file is used	TEI8
CP-45	CP-090694	23.122	8.7.0	0139	1	Rel-9	B	9.0.0	Introduction of Operator CSG List	EHNB-CT1
CP-45	CP-090694	23.122	8.7.0	0140	1	Rel-9	F	9.0.0	Manual CSG selection across PLMN	EHNB-CT1
CP-46	CP-090930	23.122	9.0.0	0142	2	Rel-9	F	9.1.0	PLMN selection during emergency attach	IMS_EMER_GPRS_EPS
CP-46	CP-090935	23.122	9.0.0	0143		Rel-9	F	9.1.0	Correct definitions related to CSG	EHNB-CT1
CP-46	CP-090922	23.122	9.0.0	0146		Rel-9	F	9.1.0	Correction of condition for tracking area updating	TEI9
CP-46	CP-090900	23.122	9.0.0	0148		Rel-9	A	9.1.0	Adding missing requirements for PLMN selection in EPS	SAES
CP-47	CP-100148	23.122	9.1.0	0144	4	Rel-9	F	9.2.0	Support for Operator CSG List	EHNB-CT1
CP-47	CP-100144	23.122	9.1.0	0149	1	Rel-9	F	9.2.0	Manual CSG selection during emergency	IMS_EMER_GPRS_EPS
CP-47	CP-100130	23.122	9.1.0	0151	1	Rel-9	A	9.2.0	Clarification to LR state when rejected for cause value #25.	HomeNB-LTE, HomeNB-3G
CP-47	CP-100148	23.122	9.1.0	0152	1	Rel-9	F	9.2.0	Clarification to the LR Process States and Allowed Actions	EHNB-CT1
CP-47	CP-100130	23.122	9.1.0	0156	1	Rel-9	A	9.2.0	Clarify manual CSG selection across technologies	HomeNB-LTE, HomeNB-3G
CP-47	CP-100144	23.122	9.1.0	0160	1	Rel-9	F	9.2.0	Correct definition of "acceptable cell" to include criteria for E-UTRAN (S1-mode)	IMS_EMER_GPRS_EPS
CP-47	CP-100148	23.122	9.1.0	0161		Rel-9	F	9.2.0	Correction to the manual CSG ID selection in Release 9	EHNB-CT1
CP-47	CP-100134	23.122	9.1.0	0162	1	Rel-9	F	9.2.0	Corrections/clarifications for equivalent and forbidden PLMN handling, state descriptions and overall idle mode procedure	TEI9
CP-48	CP-100362	23.122	9.2.0	0165		Rel-9	F	9.3.0	Deleting editor's note related manual CSG selection	EHNB-CT1
CP-48	CP-100339	23.122	9.2.0	0168	1	Rel-9	A	9.3.0	Reference Update	SAES
CP-48	CP-100370	23.122	9.3.0	0166	1	Rel-10	F	10.0.0	Manual CSG Selection using CSG Identities not in Allowed CSG List and Operator CSG List	TEI10
CP-49	CP-100521	23.122	10.0.0	0171	2	Rel-10	A	10.1.0	Definition of CSG whitelist	EHNB-CT1
CP-49	CP-100498	23.122	10.0.0	0176	1	Rel-10	A	10.1.0	HeNB name for manual CSG selection	HomeNB-LTE, HomeNB-3G
CP-49	CP-100518	23.122	10.0.0	0178	1	Rel-10	F	10.1.0	Correction to Initiation of Location Registration	TEI10
CP-49	CP-100518	23.122	10.0.0	0179		Rel-10	F	10.1.0	Adding Reference for PLMN selection	TEI10
CP-50	CP-100748	23.122	10.1.0	0182	3	Rel-10	A	10.2.0	Support for displaying only CSGs in the Operator CSG List for manual selection	EHNB-CT1
CP-50	CP-100747	23.122	10.1.0	0184	1	Rel-10	A	10.2.0	Inter PLMN mobility for emergency bearer services	IMS_EMER_GPRS_EPS
CP-50	CP-100747	23.122	10.1.0	0186	2	Rel-10	A	10.2.0	Handling forbidden PLMN list for emergency bearer services	IMS_EMER_GPRS_EPS
CP-50	CP-100747	23.122	10.1.0	0188	1	Rel-10	A	10.2.0	Handling of equivalent PLMN list when attached for emergency bearer services only	IMS_EMER_GPRS_EPS
CP-50	CP-100887	23.122	10.1.0	0192	3	Rel-10	C	10.2.0	MTC/Low-Priority PLMN Reselection Timer value	NIMTC
CP-50	CP-100748	23.122	10.1.0	0195		Rel-10	A	10.2.0	Removing the CSG ID from ACL and OCL simultaneously	EHNB-CT1
CP-50	CP-100664	23.122	10.1.0	0190	3	Rel-10	F	10.2.0	Location Registration when entering new PLMN	NIMTC, TEI10
CP-51	CP-110193	23.122	10.2.0	0196	1	Rel-10	F	10.3.0	UEs configured with long minimum periodic PLMN search time limit	NIMTC
CP-51	CP-110193	23.122	10.2.0	0198	5	Rel-10	B	10.3.0	EAB support	NIMTC

TSG#	Tdoc	SPEC	VERS	CR	REV	PHASE	CAT	N_VER	SUBJECT	comment
CP-52	CP-110446	23.122	10.3.0	0205	1	Rel-10	A	10.4.0	Aligning NAS and AS on CSG	HomeNB-3G, HomeNB-LTE
CP-52	CP-110462	23.122	10.3.0	0206	1	Rel-10	B	10.4.0	Reference to NAS configuration in USIM	NIMTC
CP-53	CP-110680	23.122	10.4.0	0210	1	Rel-10	F	10.5.0	Correction to EAB	NIMTC
CP-53	CP-110695	23.122	10.5.0	0207	4	Rel-11	B	11.0.0	Support for multiple MCC countries	TEI11
CP-53	CP-110737	23.122	10.5.0	0208	2	Rel-11	B	11.0.0	EAB references	SIMTC-RAN_OC
CP-54	CP-110888	23.122	11.0.0	0211	1	Rel-11	F	11.1.0	Clarification to the manual PLMN selection procedure	SAES2
CP-56	CP-120309	23.122	11.1.0	0212		Rel-11	F	11.2.0	Correction on location registration task state	TEI11
CP-56	CP-120315	23.122	11.1.0	0213		Rel-11	F	11.2.0	EAB configuration	SIMTC-RAN_OC
CP-56	CP-120315	23.122	11.1.0	0214	1	Rel-11	F	11.2.0	UE configured for EAB accessing with access class 11-15 or initiating emergency call	SIMTC-RAN_OC
CP-56	CP-120315	23.122	11.1.0	0215		Rel-11	F	11.2.0	Applicability of EAB when the UE is responding to paging	SIMTC-RAN_OC
CP-56	CP-120309	23.122	11.1.0	0217		Rel-11	F	11.2.0	Handling of forbidden PLMNs for GPRS service list	TEI11
CP-57	CP-120595	23.122	11.2.0	0216	4	Rel-11	F	11.3.0	PLMN selection timer for E-UTRA disabling	SAES2, SAES2-CSFB
CP-57	CP-120589	23.122	11.2.0	0219	2	Rel-11	F	11.3.0	EAB overriding handling	SIMTC-Reach
CP-57	CP-120584	23.122	11.2.0	0220		Rel-11	F	11.3.0	Removing NMO III	TEI11
CP-58	CP-120794	23.122	11.3.0	0218	2	Rel-11	F	11.4.0	Correction on cause #2 in response to an LR	TEI11
CP-58	CP-120807	23.122	11.3.0	0221	3	Rel-11	F	11.4.0	E-UTRA disabling stored information deletion criteria correction	SAES2
CP-58	CP-120794	23.122	11.3.0	0222		Rel-11	F	11.4.0	Corrections to steps in clause 5 related to CSG selection	TEI11
CP-58	CP-120797	23.122	11.3.0	0223	3	Rel-11	B	11.4.0	Access control and DSAC for shared networks	GDSAC, FULL_MOCN-GERAN
CP-58	CP-120794	23.122	11.3.0	0224	1	Rel-11	F	11.4.0	Ignoring Forbidden Lists During Manual CSG Selection	TEI11
CP-58	CP-120794	23.122	11.3.0	0225	3	Rel-11	F	11.4.0	HPLMN or RPLMN selection clarification	TEI11
CP-58	CP-120807	23.122	11.3.0	0226	1	Rel-11	F	11.4.0	Clean-up the confusion between the term update state and update status	SAES2, TEI11
CP-59	CP-130129	23.122	11.4.0	0229	2	Rel-12	F	12.0.0	EHPLMN selection clarification	TEI12
CP-60	CP-130264	23.122	12.0.0	0230	2	Rel-12	F	12.1.0	Corrections to manual CSG selection	TEI12
CP-60	CP-130264	23.122	12.0.0	0231	2	Rel-12	F	12.1.0	GERAN lu mode	TEI12
CP-60	CP-130264	23.122	12.0.0	0232	1	Rel-12	F	12.1.0	Missing reference for GERAN specification	TEI12
CP-61	CP-130510	23.122	12.1.0	0234	1	Rel-12	F	12.2.0	Last PLMN selection mode at switch on	TEI12
CP-61	CP-130510	23.122	12.1.0	0235	1	Rel-12	F	12.2.0	Switch off after manual CSG selection in a PLMN different from the RPLMN	TEI12
CP-61	CP-130510	23.122	12.1.0	0237		Rel-12	F	12.2.0	Clarifying requirement for steering of roaming	TEI12
CP-61	CP-130510	23.122	12.1.0	0238		Rel-12	F	12.2.0	Handling the received error cause #25	TEI12
CP-62	CP-130762	23.122	12.2.0	0236	4	Rel-12	C	12.3.0	Fast higher priority PLMN search upon entering VPLMN	TEI12
CP-62	CP-130762	23.122	12.2.0	0241	1	Rel-12	F	12.3.0	Terminology Alignment for name of forbidden lists between Stage 2 and Stage 3	TEI12
CP-62	CP-130762	23.122	12.2.0	0242		Rel-12	F	12.3.0	Duplicate entries in ACL and OCL when forming CSG Whitelist	TEI12
CP-62	CP-130762	23.122	12.2.0	0243	4	Rel-12	F	12.3.0	User initiated PLMN selection after manual CSG selection and registration on a CSG cell.	TEI12
CP-62	CP-130762	23.122	12.2.0	0244		Rel-12	D	12.3.0	Clean-up of references	TEI12
CP-62	CP-130762	23.122	12.2.0	0246		Rel-12	F	12.3.0	HPLMN criteria matching correction	TEI12
CP-63	CP-140144	23.122	12.3.0	0250	2	Rel-12	F	12.4.0	Incorrect combination of stored duplicate of RPLMN and current PLMN selection mode due to multiple CSG selections	TEI12
CP-63	CP-140144	23.122	12.3.0	0251	1	Rel-12	F	12.4.0	No CSG cell and re-enable E-UTRA	TEI12
CP-64	CP-140331	23.122	12.4.0	0249	4	Rel-12	F	12.5.0	PLMN selection timer for enhanced EMM cause #15	TEI12
CP-64	CP-140323	23.122	12.4.0	0253	1	Rel-12	F	12.5.0	Updates due to power saving mode	MTCe-UEPCOP-CT
CP-64	CP-140331	23.122	12.4.0	0255		Rel-12	F	12.5.0	Clarification regarding cause #25 received by the UE	TEI12

TSG#	Tdoc	SPEC	VERS	CR	REV	PHASE	CAT	N_VER	SUBJECT	comment
CP-64	CP-140328	23.122	12.4.0	0257	2	Rel-12	F	12.5.0	Triggering a CS call from the selected CSG	SAES3-CSFB
CP-66	CP-140862	23.122	12.5.0	0262	5	Rel-13	F	13.0.0	Correct Automatic Network Selection Mode Procedure for UE supporting E-UTRAN	SAES4
CP-67	CP-150205	23.122	13.0.0	0272	2	Rel-13	A	13.1.0	Clarification on limited service state	ProSe-CT
CP-67	CP-150206	23.122	13.0.0	0273	2	Rel-13	A	13.1.0	Clarification on limited service state	TEI12
CP-68	CP-150316	23.122	13.1.0	0269	8	Rel-13	A	13.2.0	PLMN selection triggered by ProSe direct communication	ProSe-CT
CP-68	CP-150323	23.122	13.1.0	0274		Rel-13	F	13.2.0	Correct Automatic Network Selection Mode Procedure for UE supporting E-UTRAN	SAES4
CP-68	CP-150316	23.122	13.1.0	0280		Rel-13	A	13.2.0	Correction of limited service state for ProSe direct communication	ProSe-CT
CP-69	CP-150534	23.122	13.2.0	0278	3	Rel-13	B	13.3.0	Introduction of ACDC for access control	ACDC-CT
CP-69	CP-150517	23.122	13.2.0	0282	1	Rel-13	A	13.3.0	Correction of limited service state for ProSe direct communication	ProSe-CT
CP-69	CP-150529	23.122	13.2.0	0283	1	Rel-13	F	13.3.0	Inconsistency where PLMN selection in automatic mode is performed while GPRS services are not available	TEI13
CP-71	CP-160157	23.122	13.3.0	0289	1	Rel-13	F	13.4.0	ProSe direct discovery for public safety use in limited service state	eProSe-Ext-CT
CP-72	CP-160309	23.122	13.4.0	0293	2	Rel-13	C	13.5.0	Disabling emergency calls for NB-IoT devices in limited service state	CloT-CT
CP-72	CP-160318	23.122	13.4.0	0295	1	Rel-13	F	13.5.0	Handling of PLMN background scan during PSM	TEI13
CP-72	CP-160302	23.122	13.4.0	0300	1	Rel-13	A	13.5.0	PLMN selection triggered by ProSe communication in manually selected CSG cell	ProSe-CT, TEI12
CP-72	CP-160309	23.122	13.4.0	0292	7	Rel-13	C	13.5.0	Extend search cycle for higher priority PLMN	CloT-CT
CP-72	CP-160318	23.122	13.4.0	0297	2	Rel-13	B	13.5.0	Addition of EC-GSM-IoT access to PLMN selection	TEI13, CloT_EC_GSM
CP-72	CP-160309	23.122	13.4.0	0298	3	Rel-13	B	13.5.0	PLMN selection when the network and UE capabilities for CloT do not match	CloT-CT

Change history							
Date	Meeting	TDoc	CR	Rev	Cat	Subject/Comment	New version
2016-09	CP-73	CP-160486	0302		F	Addition of NB-S1 mode to PLMN selection	13.6.0
2016-09	CP-73	CP-160487	0304		F	Corrections due to added CloT requirements	13.6.0
2016-09	CP-73	CP-160519	0301	1	F	Minor corrections for EC GPRS	14.0.0
2016-09	CP-73	CP-160512	0303	1	B	PLMN selection for eCall over IMS	14.0.0
2016-12	CP-74	CP-160739	0305		F	MS in eCall only mode	14.1.0
2016-12	CP-74	CP-160739	0306	1	B	Update of requirements on limited service state for MS in eCall only mode	14.1.0
2016-12	CP-74	CP-160753	0308	1	F	Skip ACDC for emergency call, MO MMTEL voice/video and MO SMSoIP	14.1.0
2016-12	CP-74	CP-160754	0310	1	F	V2X communication over PC5 is used for UEs in limited service state	14.1.0
2017-03	CP-75	CP-170138	0315		F	PLMN selection triggered by V2X communication over PC5	14.2.0
2017-06	CP-76	CP-171092	0321		F	Correction in handling of cause value "GPRS services not allowed in this PLMN" or "EPS services not allowed in this PLMN"	14.3.0
2017-06	CP-76	CP-171094	0318	1	F	Adding a NOTE for HPLMN and RPLMN selection	15.0.0
2017-09	CP-77	CP-172122	0322	1	F	Clarification to network selection procedures	15.1.0
2017-09	CP-77	CP-172132	0326		A	Corrections to handling of EFFFPLMN file in the SIM and of "forbidden PLMNs for GPRS service" list	15.1.0
2017-12	CP-78	CP-173067	0327		A	Max length of timer TE for IoT devices	15.2.0
2017-12	CP-78	CP-173079	0328		D	Editorial correction: wrong color	15.2.0
2017-12	CP-78	CP-173079	0329		F	Correction for classification of EC-GSM-IoT high quality signal	15.2.0
2017-12	CP-78	CP-173079	0332	1	F	Allow exiting manual PLMN selection mode due to emergency call	15.2.0
2018-03	CP-79	CP-180076	0333	4	B	Addition of NG-RAN	15.3.0
2018-03	CP-79	CP-180089	0334	1	F	Informing user of exit from manual network selection mode	15.3.0
2018-03	CP-79	CP-180076	0335	1	B	Addition of 5GS forbidden TA lists	15.3.0
2018-03	CP-79	CP-180076	0337	1	B	N1 mode disabling - use of PLMN id in subsequent PLMN selections	15.3.0
2018-03	CP-79	CP-180076	0339	2	B	5GS forbidden TA for regional provision of service	15.3.0
2018-03	CP-79	CP-180157	0340	5	B	Stage 2 solution of Steering Of Roaming (SOR)	15.3.0
2018-06	CP-80	CP-181057	0343	1	F	Terminology correction in handling of PLMNs where N1 mode was disabled	15.4.0
2018-06	CP-80	CP-181057	0344		B	Adding support for eCall over IMS in 5GS	15.4.0
2018-06	CP-80	CP-181057	0345	3	B	Alignment: replacing the highest priority entries in the "Operator Controlled PLMN Selector with Access Technology" list	15.4.0
2018-06	CP-80	CP-181058	0347	6	B	Updates to Stage 2 solution of Steering Of Roaming (SOR)	15.4.0
2018-06	CP-80	CP-181058	0348	1	F	Disabling and re-enabling capabilities in the NAS layer	15.4.0
2018-06	CP-80	CP-181076	0349	2	B	PLMN selection for disabling NB-IoT	15.4.0
2018-06	CP-80	CP-181058	0350	1	B	Updating terms in definitions and abbreviations due to 5GS	15.4.0
2018-06	CP-80	CP-181053	0352		A	Forbidden PLMN operation for cause value "Requested service option not authorized in this PLMN"	15.4.0
2018-06	CP-80	CP-181058	0356	1	C	Updates due to network sharing for 5GS	15.4.0
2018-09	CP-81	CP-182128	0357	2	F	Introduce 5GS registration procedure	15.5.0
2018-09	CP-81	CP-182106	0358	4	B	Updates to Stage 2 solution of Steering Of Roaming (SOR)	15.5.0
2018-09	CP-81	CP-182128	0359	2	F	Unclear how to derive PLMN ID from broadcast in 3G, 4G, and 5G	15.5.0
2018-09	CP-81	CP-182158	0360		C	Per RAT higher priority PLMN search timer T for UEs supporting IoT and non IoT RATs	15.5.0
2018-09	CP-81	CP-182158	0361		F	Alignment on handling of forbidden LAI/TAI list	15.5.0
2018-09	CP-81	CP-182128	0364	1	B	Cause #15 has been successfully used for releases.	15.5.0
2018-09	CP-81	CP-182128	0365	7	B	Aligning SOR stage-2 flow as per SA3 agreements and other editorials	15.5.0
2018-09	CP-81	CP-182106	0366	3	F	Steering of Roaming for IMS emergency sessions and correction for NAS Transport for SOR	15.5.0
2018-09	CP-81	CP-182128	0367	2	F	PLMN selection when UE's N1 mode capability is disabled per access type	15.5.0
2018-12	CP-82	CP-183030	0368		F	Correction to Nudm_SDM_UpdateNotification service operation name	15.6.0
2018-12	CP-82	CP-183134	0369	2	F	Correction for sending of Nudm_SDM_info	15.6.0
2018-12	CP-82	CP-183030	0370	3	F	Updates on steering of roaming call flow	15.6.0
2018-12	CP-82	CP-183030	0371		F	Corrections to SoR procedure after registration	15.6.0
2018-12	CP-82	CP-183076	0372	1	F	Correction of requirements for the extension of the "forbidden PLMNs" list	15.6.0
2018-12	CP-82	CP-183030	0373	3	F	Correction to location registration for N1 mode	15.6.0
2018-12	CP-82	CP-183076	0375	1	F	Correction to handling of cause #15	15.6.0
2018-12	CP-82	CP-183030	0377	1	F	VPLMN AMF behavior clarification.	15.6.0

2018-12	CP-82	CP-183030	0378	1	F	SOR stage-2 requirements	15.6.0
2018-12	CP-82	CP-183030	0381	1	F	Resolving inconsistencies in terminology	15.6.0
2018-12	CP-82	CP-183030	0382		F	Clarification on mandatory conditions and INACTIVE state.	15.6.0
2018-12	CP-82	CP-183030	0383	1	F	Managing OPLMN list	15.6.0
2018-12	CP-82	CP-183077	0374	1	C	Delaying periodic higher priority PLMN searches when receiving eMBMS service in idle mode	16.0.0
2019-03	CP-83	CP-190082	0384	4	A	Correct procedure for SOR using secured packet over NAS after receiving REFRESH	16.1.0
2019-03	CP-83	CP-190082	0386	1	A	Correct procedure for identifying the PLMN to which a NR cell belongs	16.1.0
2019-03	CP-83	CP-190082	0390	1	A	Correction of text - SOR procedure	16.1.0
2019-03	CP-83	CP-190082	0392		A	UE behaviour in connected mode when receiving SOR info in a secured packet	16.1.0
2019-03	CP-83	CP-190101	0393		F	Missing references to 24.501	16.1.0
2019-03	CP-83	CP-190082	0395	1	A	Inhibition of NAS signalling local release upon receiving SoR information during emergency services	16.1.0
2019-03	CP-83	CP-190101	0398	2	F	Adding clarification on CN Type	16.1.0
2019-03	CP-83	CP-190082	0400	2	A	Providing SoR information due to mobility registration update	16.1.0
2019-03	CP-83	CP-190082	0402	1	A	Correction to condition when list of PLMNs where registration was aborted due to SOR is deleted	16.1.0
2019-03	CP-83	CP-190202	0404	2		Idle mode procedures for access to restricted local operator services	16.1.0
2019-03	CP-83	CP-190082	0407	1	A	Clarification and resolving editors notes in SOR procedure.	16.1.0
2019-03	CP-83	CP-190108	0408		F	Clause correction.	16.1.0
2019-03	CP-83	CP-190108	0409	1	F	Consideration of WB-S1/CE mode in the PLMN selection procedure	16.1.0
2019-03	CP-83	CP-190202	0410	2	B	Support of restricted local operator services for UEs in limited service state	16.1.0
2019-03	CP-83	CP-190082	0412	2	A	Mandating UE sending registration complete for SOR	16.1.0
2019-06	CP-84	CP-191148	0403	2	B	CAG selection	16.2.0
2019-06	CP-84	CP-191148	0413	2	B	SNPN selection - new clauses	16.2.0
2019-06	CP-84	CP-191148	0414	3	B	SNPN selection - update of existing clauses	16.2.0
2019-06	CP-84	CP-191144	0415	2	B	Configuration of RLOS preferred PLMN list	16.2.0
2019-06	CP-84	CP-191131	0418	1	F	Add MICO requirements to the clause on "No suitable cell"	16.2.0
2019-06	CP-84	CP-191147	0419	1	F	Adding "limited service state" as a definition	16.2.0
2019-06	CP-84	CP-191131	0420	1	F	E-UTRA access in N1 mode	16.2.0
2019-06	CP-84	CP-191128	0421	1	B	PLMN selection based on Preferred CloT Network Behavior	16.2.0
2019-06	CP-84	CP-191144	0424	1	B	Additional updates to Network Selection procedure for access to RLOS	16.2.0
2019-06	CP-84	CP-191128	0425	1	B	PLMN selection for WB-N1 UEs operating in CE mode	16.2.0
2019-06	CP-84	CP-191144	0426	2	F	NO Service and RLOS	16.2.0
2019-06	CP-84	CP-191131	0427	4	F	Managing OPLMN list	16.2.0
2019-06	CP-84	CP-191144	0429	1	B	Manual PLMN selection for RLOS	16.2.0
2019-06	CP-84	CP-191131	0431	1	F	Dynamic generation of SOR Information	16.2.0
2019-06	CP-84	CP-191131	0432	1	F	Emergency service handling for SOR	16.2.0
2019-06	CP-84	CP-191131	0433		F	Scope update for RRC inactive	16.2.0
2019-09	CP-85	CP-192072	0435	3	F	Corrections for CAG selection	16.3.0
2019-09	CP-85	CP-192072	0436	1	F	Missing SNPN terms	16.3.0
2019-09	CP-85	CP-192072	0437	1	F	Corrections for SNPN selection	16.3.0
2019-09	CP-85	CP-192072	0438	1	F	Lists of temporarily and permanently forbidden SNPNS	16.3.0
2019-09	CP-85	CP-192072	0439	2	F	"5GS forbidden tracking areas for regional provision of service" and MS operating in SNPN access mode	16.3.0
2019-09	CP-85	CP-192055	0440	4	F	Interactions between SOR-AF and other core network entities	16.3.0
2019-09	CP-85	CP-192055	0441		F	Clarification of possible PLMN/RAT selection due to cause value#15	16.3.0
2019-09	CP-85	CP-192071	0442	3	F	eDRX/relaxed monitoring HPLMN scan conflicts	16.3.0
2019-09	CP-85	CP-192055	0444	1	F	Handling of SOR failure encountered in manual mode of operation	16.3.0
2019-09	CP-85	CP-192072	0446	1	F	Addition of unified access control configuration to the "list of subscriber data" for access to SNPNS	16.3.0
2019-09	CP-85	CP-192055	0449	1	F	OPLMN list handling	16.3.0
2019-12	CP-86	CP-193092	0445	2	F	Clarification on sending of REGISTRATION COMPLETE message for SOR during registration	16.4.0
2019-12	CP-86	CP-193092	0448	2	F	Periodic location registration for 5GS operation	16.4.0
2019-12	CP-86	CP-193112	0451	3	B	RLOS conditions for LR	16.4.0
2019-12	CP-86	CP-193117	0453	1	F	SNPN and credentials of AKA based authentication	16.4.0
2019-12	CP-86	CP-193117	0454	1	F	"5GS forbidden tracking areas for roaming" and MS operating in SNPN access mode	16.4.0
2019-12	CP-86	CP-193092	0455		F	Forbidden PLMNs related updates	16.4.0
2019-12	CP-86	CP-193092	0456		F	Corrections to SOR procedures	16.4.0



2019-12	CP-86	CP-193117	0458		F	Manual CAG selection not allowed during emergency PDU session.	16.4.0
2019-12	CP-86	CP-193117	0459	2	F	Handling of the forbidden TAI list for regional provision of service and forbidden SNPN lists when the SIM is removed in case of AKA-based SNPN	16.4.0
2019-12	CP-86	CP-193117	0460	2	F	IMSI-based SUPI in an SNPN and impact to the "list of subscriber data"	16.4.0
2019-12	CP-86	CP-193117	0461	1	F	No suitable cell in an SNPN	16.4.0
2019-12	CP-86	CP-193117	0462	1	F	Resolution of editor's notes on states, figures and tables for SNPN	16.4.0
2019-12	CP-86	CP-193092	0465	4	F	Acquiring user location information for SOR	16.4.0
2019-12	CP-86	CP-193117	0467		C	Handling of multiple entries with same SNPNt	16.4.0
2019-12	CP-86	CP-193117	0468		F	Definitions and abbreviations update for SNPN Access Technology and other correction	16.4.0
2019-12	CP-86	CP-193117	0469		F	Missing condition for entering limited service in SNPN access mode	16.4.0
2019-12	CP-86	CP-193114	0470		F	Handling of CSG selection mode	16.4.0
2019-12	CP-86	CP-193092	0474		F	Adding definition for SoR-AF function	16.4.0
2019-12	CP-86	CP-193099	0475	2	F	SOR - adding a reference to OTAF specification	16.4.0
2019-12	CP-86	CP-193117	0477	1	F	NAS providing AS with a "CAG information list"	16.4.0
2019-12	CP-86	CP-193117	0478	1	F	Clarification on figures for PLMN selection	16.4.0
2019-12	CP-86	CP-193092	0479	2	F	SOR call flow corrections in 23.122	16.4.0
2020-03	CP-87e	CP-200110	0482		F	Streamlining RAT's that can be scanned after E-UTRAN disable due to no voice service	16.5.0
2020-03	CP-87e	CP-200110	0483		F	Emergency service missing condition for performing registration update	16.5.0
2020-03	CP-87e	CP-200110	0484	2	F	Clarification of forbidden PLMNs list	16.5.0
2020-03	CP-87e	CP-200094	0485	3	F	Update of steering of roaming information for different registration types	16.5.0
2020-03	CP-87e	CP-200110	0486	1	F	Usage of SoR-AF function	16.5.0
2020-03	CP-87e	CP-200110	0488	4	F	Correction to handling of a PDU session for emergency service at SOR	16.5.0
2020-03	CP-87e	CP-200129	0489		F	Clarification to manual CAG selection	16.5.0
2020-03	CP-87e	CP-200129	0491	1	B	Limited Service state on CAG cell.	16.5.0
2020-03	CP-87e	CP-200129	0492	1	F	Correction to Limited service state for SNPN	16.5.0
2020-03	CP-87e	CP-200129	0493	2	F	Presentation of PLMN with non-CAG cells for manual selection	16.5.0
2020-03	CP-87e	CP-200124	0494	1	F	Clarify that a UE operating in N1 mode do not attempt to access RLOS.	16.5.0
2020-03	CP-87e	CP-200124	0495	2	B	Support of restriction on access to RLOS	16.5.0
2020-03	CP-87e	CP-200124	0496		B	Manual network selection procedure for access to RLOS	16.5.0
2020-03	CP-87e	CP-200129	0497	1	F	Correction on term "shared network" definition for SNPN	16.5.0
2020-03	CP-87e	CP-200129	0498		C	UE identifier for SNPN	16.5.0
2020-03	CP-87e	CP-200129	0500		F	Determination of CAG cell	16.5.0
2020-03	CP-87e	CP-200129	0502	1	F	List of SNPNS for which the N1 mode capability was disabled	16.5.0
2020-03	CP-87e	CP-200129	0503	1	F	Display of the human readable name of an SNPN	16.5.0
2020-03	CP-87e	CP-200105	0504		F	"CAG information list" preventing selection of any available and allowable PLMN	16.5.0
2020-06	CP-88e	CP-201100	0481	5	F	Correction for SoR-AF	16.6.0
2020-06	CP-88e	CP-201135	0499	7	C	Manual CAG selection	16.6.0
2020-06	CP-88e	CP-201100	0508		F	SoR in HPLMN after registration	16.6.0
2020-06	CP-88e	CP-201100	0509	1	F	Modification of exchanges between SOR-AF and UDM	16.6.0
2020-06	CP-88e	CP-201107	0510	1	F	OTAF renamed to SP-AF	16.6.0
2020-06	CP-88e	CP-201135	0511	1	C	Management of forbidden SNPNS list upon receipt of a non-integrity protected reject message	16.6.0
2020-06	CP-88e	CP-201100	0513		F	Correction of the handling of timer TG	16.6.0
2020-06	CP-88e	CP-201135	0517	1	F	Correction on no suitable cell	16.6.0
2020-06	CP-88e	CP-201360	0518	5	C	Presentation of Human readable name for CAG cell	16.6.0
2020-06	CP-88e	CP-201135	0522	2	F	Sending CAG information list – option 1	16.6.0
2020-06	CP-88e	CP-201135	0524		F	figures 1, 2a, 2b, 3 and table 2 not applicable in SNPN	16.6.0
2020-06	CP-88e	CP-201135	0525	1	C	Selected CAG-ID from the NAS layer to the AS layer	16.6.0
2020-06	CP-88e	CP-201135	0526	1	F	CAG selection is optional in the manual network selection mode	16.6.0

2020-06	CP-88e	CP-201135	0528	2	F	correction to network selection in case of multiple subscribed SNPNs	16.6.0
2020-06	CP-88e	CP-201135	0529		F	Correction to Manual CAG selection procedure	16.6.0
2020-06	CP-88e	CP-201100	0530	1	F	UDM support of communication with SOR-AF	16.6.0
2020-06	CP-88e	CP-201100	0532	1	F	SOR-AF in scope	16.6.0
2020-06	CP-88e	CP-201135	0536	2	F	Updates to SNPN selection	16.6.0
2020-06	CP-88e	CP-201100	0538		F	Storing the PLMN identity in the "forbidden PLMN list" for 5GMM cause #73 "Serving network not authorized"	16.6.0
2020-06	CP-88e	CP-201100	0539		F	Clarification of the use of T3245	16.6.0
2020-06	CP-88e	CP-201135	0540		F	Reference correction for SNPN	16.6.0
2020-06	CP-88e	CP-201131	0544	1	F	Clarification of cause #35 in limited service state	16.6.0
2020-06	CP-88e	CP-201314	0545	2	F	Correction to CAG selection in automatic mode.	16.6.0
2020-06	CP-88e	CP-201135	0547		F	Resolving editor's note in Limited service condition on a CAG cell.	16.6.0
2020-06	CP-88e	CP-201135	0548	1	F	Removal of selected CAG-ID in automatic selection mode.	16.6.0
2020-06	CP-88e	CP-201135	0549		F	Clarification to SNPN manual selection.	16.6.0
2020-06	CP-88e	CP-201135	0550	1	F	Clarification to SNPN registration after SNPN selection.	16.6.0
2020-06	CP-88e	CP-201100	0552	2	F	On the parameters provided to the SOR-AF from the UDM.	16.6.0
2020-06	CP-88e	CP-201107	0554		F	SP-AF services.	16.6.0
2020-07	CP-88e					Editorial corrections by rapporteur	16.6.1
2020-09	CP-89e	CP-202170	0527	5	F	Human readable network name for SNPN	16.7.0
2020-09	CP-89e	CP-202170	0542	2	F	Alternative to CR#0514: Correction of the handling of timer TG for SNPNs	16.7.0
2020-09	CP-89e	CP-202170	0559		F	Correction of implementation of CP-201314	16.7.0
2020-09	CP-89e	CP-202257	0561	3	F	SUPI types of subscriber identifier in "list of subscriber data"	16.7.0
2020-09	CP-89e	CP-202149	0564	1	F	Security checking of Steering of roaming	16.7.0
2020-09	CP-89e	CP-202149	0565		F	Steering of roaming to a forbidden PLMN	16.7.0
2020-09	CP-89e	CP-202170	0568	1	F	Automatic selection with empty "CAG information list"	16.7.0
2020-09	CP-89e	CP-202170	0569		F	Correction for CAG selection	16.7.0
2020-09	CP-89e	CP-202149	0570	1	F	Storage of SOR related information in the UDR	16.7.0
2020-09	CP-89e	CP-202149	0571		F	SOR-AF UDM exchanges alignment in after registration case	16.7.0
2020-09	CP-89e	CP-202170	0583		F	Resolution of Editors Note related to HRNN handling of CAG	16.7.0
2020-09	CP-89e	CP-202149	0584	3	F	Storage of SOR related information in the UDM/UDR	16.7.0
2020-09	CP-89e	CP-202149	0585	1	F	Editor's Note resolution for SOR	16.7.0
2020-09	CP-89e	CP-202173	0560		F	Periodic removal of "forbidden location areas for regional provision of service"	17.0.0
2020-09	CP-89e	CP-202175	0566	1	B	Enhancement for CP-SOR for UE in connected mode	17.0.0
2020-09	CP-89e	CP-202175	0572	2	B	Introducing the definition "Steering of roaming connected mode control information"	17.0.0
2020-09	CP-89e	CP-202173	0574	1	F	Removal of a VPLMN from the forbidden PLMNs list upon T3247 expiry	17.0.0
2020-09	CP-89e	CP-202173	0580	1	F	Clarification on the successfully received SoR case when UE is in manual mode	17.0.0
2020-12	CP-90e	CP-203168	0573	3	D	Editorial corrections	17.1.0
2020-12	CP-90e	CP-203167	0587	2	A	Correction of the Service Operation of SoR-AF	17.1.0
2020-12	CP-90e	CP-203181	0591	1	B	Introducing new requirements for CP-SOR in connected mode	17.1.0
2020-12	CP-90e	CP-203181	0592	1	B	Updating the requirements for CP-SOR in 5GS	17.1.0
2020-12	CP-90e	CP-203181	0593	2	B	SOR-CMCI configuration and session handling for enhanced control plane SOR in connected mode	17.1.0
2020-12	CP-90e	CP-203167	0595	3	A	Suspending transmission of 5GSM messages during SOR procedure	17.1.0
2020-12	CP-90e	CP-203218	0597	1	A	Aligning to TS 22.261 requirements on manual CAG selection	17.1.0
2020-12	CP-90e	CP-203103	0600	5	F	Handling of Higher Priority PLMN selection with the presence of "PLMNs where registration was aborted due to SOR" list	17.1.0
2020-12	CP-90e	CP-203167	0601	1	A	In SoR error cases, UE to always send Registration Complete at the end of Registration procedure if UE is either in Manual mode of operation or camped in UPLMN	17.1.0
2020-12	CP-90e	CP-203168	0605	1	F	Use of T3245 in an SNPN	17.1.0
2020-12	CP-90e	CP-203167	0606		A	Clarification on High Priority Search in 5GMM-Connected Mode with RRC Inactive	17.1.0
2020-12	CP-90e	CP-203168	0611	3	B	Initial CAG information list	17.1.0
2020-12	CP-90e	CP-203168	0613	5	F	No need to release NAS signalling connection when the selected VPLMN is the highest priority PLMN	17.1.0
2020-12	CP-90e	CP-203181	0615	1	F	Obtaining SOR-CMCI	17.1.0
2020-12	CP-90e	CP-203168	0618	1	F	Handling of periodic registration timer expiry	17.1.0
2020-12	CP-90e	CP-203168	0619		F	Periodic PLMN searches in MICO mode	17.1.0
2020-12	CP-90e	CP-203188	0620		A	Add reference to 24.587 and 38.331 in V2X triggered PLMN selection	17.1.0

2020-12	CP-90e	CP-203167	0621	1	A	Skipping step 9 if UDM has not requested an acknowledgment from the UE	17.1.0
2020-12	CP-90e	CP-203215	0624	1	F	CAG support and CAG information are only applicable when MS is in 5GS	17.1.0
2020-12	CP-90e	CP-203102	0629	3	F	Handling of "PLMNs where registration was aborted due to SOR" list	17.1.0
2020-12	CP-90e	CP-203101	0630	2	F	Conflict between PLMN reselection due to SOR and RAT disabling due to missing Voice support	17.1.0
2020-12	CP-90e	CP-203168	0632	1	F	The definition of non-CAG cell	17.1.0
2020-12	CP-90e	CP-203168	0635	1	F	Adding the definition of CAG cell	17.1.0
2020-12	CP-90e	CP-203214	0639	1	F	Secured packet upload of ME	17.1.0
2020-12	CP-90e	CP-203165	0640	3	F	Sending acknowledgement for steering of roaming procedure after registration	17.1.0
2020-12	CP-90e	CP-203168	0641	1	F	Clarification of Country definition	17.1.0
2020-12	CP-90e	CP-203168	0643	1	F	REGISTRATION COMPLETE sending	17.1.0
2021-012						Deletion of extra instances of figure C.2.1	17.1.1
2021-03	CP-91e	CP-210116	0602	6	F	Handling of PLMN selection with presence of PLMNs where registration was aborted due to SOR list	17.2.0
2021-03	CP-91e	CP-210122	0644	1	B	Handling and coordination of multiple T <sub>sr-cm</sub> timers	17.2.0
2021-03	CP-91e	CP-210122	0645	3	B	Setting T <sub>sr-cm</sub> timer for new PDU session or service	17.2.0
2021-03	CP-91e	CP-210122	0646	3	B	Removing resolved Editor's Notes and general corrections	17.2.0
2021-03	CP-91e	CP-210122	0647	1	F	No de-registration signalling when T <sub>sr-cm</sub> stops due to going to idle mode	17.2.0
2021-03	CP-91e	CP-210122	0651	1	F	Configuring UE with SOR-CMCI	17.2.0
2021-03	CP-91e	CP-210122	0652	1	B	Configuration of services exempted from release due to SOR at the UE	17.2.0
2021-03	CP-91e	CP-210122	0653	1	B	Storage of SOR-CMCI in the UE	17.2.0
2021-03	CP-91e	CP-210122	0654	1	F	Correction of CP-SOR	17.2.0
2021-03	CP-91e	CP-210122	0655	1	F	Providing SOR-CMCI in figures	17.2.0
2021-03	CP-91e	CP-210122	0656	1	F	UDM obtaining SOR-CMCI	17.2.0
2021-03	CP-91e	CP-210122	0657	3	B	UE behavior upon receiving new timer valuer for T <sub>sr-cm</sub> timer	17.2.0
2021-03	CP-91e	CP-210122	0658	1	B	Handling of timer T <sub>sr-cm</sub> when changing the network selection mode to manual mode	17.2.0
2021-03	CP-91e	CP-210122	0660	1	F	PLMN selection when the emergency PDU session is released	17.2.0
2021-03	CP-91e	CP-210114	0662		A	Correction of handling of CAG information from a "PLMN equivalent to the HPLMN"	17.2.0
2021-03	CP-91e	CP-210135	0669	1	D	Inclusive language review	17.2.0
2021-03	CP-91e	CP-210122	0670	1	F	Including the SOR-CMCI in the steering of roaming information	17.2.0
2021-03	CP-91e	CP-210133	0672		D	Editorial corrections	17.2.0
2021-03	CP-91e	CP-210116	0673	1	F	Clarifications on PLMN and SNPN URSP storage - 23.122 part	17.2.0
2021-03	CP-91e	CP-210116	0674		F	Correction to automatic PLMN selection rule for a data centric MS	17.2.0
2021-03	CP-91e	CP-210122	0675	1	F	Clarification on SOR with SOR-CMCI and emergency PDU session	17.2.0
2021-03	CP-91e	CP-210122	0676	2	B	Prevention of SOR-CMCI provisioning when a UE does not support SOR-CMCI	17.2.0
2021-06	CP-92e	CP-211128	0708	1	A	PLMN selection triggered by V2X communication over PC5	17.3.0
2021-06	CP-92e	CP-211137	0663	3	C	SNPN selection for access to SNPNs using credentials from an entity separate from the SNPN	17.3.0
2021-06	CP-92e	CP-211137	0694	1	B	Lists of 5GS forbidden tracking areas	17.3.0
2021-06	CP-92e	CP-211137	0695	1	B	Forbidden SNPNs	17.3.0
2021-06	CP-92e	CP-211137	0702	1	C	SUPI for an SNPN using credentials owned by an SNPN CH	17.3.0
2021-06	CP-92e	CP-211137	0703	5	C	Emergency registration to an SNPN by a UE in the limited service state or no SIM state	17.3.0
2021-06	CP-92e	CP-211137	0710	1	B	Mobility registration update upon entering a new SNPN	17.3.0
2021-06	CP-92e	CP-211137	0711	1	B	Selection for onboarding in SNPN	17.3.0
2021-06	CP-92e	CP-211137	0713	1	B	SNPN selection for voice centric UE	17.3.0
2021-06	CP-92e	CP-211137	0719		B	Adding default configured NSSAI in the "list of subscriber data"	17.3.0
2021-06	CP-92e	CP-211144	0712		F	Removal of editor's note on CAG information list in USIM	17.3.0
2021-06	CP-92e	CP-211145	0714	1	F	The handling of wildcard CAG ID-solution#1	17.3.0
2021-06	CP-92e	CP-211146	0718	1	D	Editorial corrections in TS 23.122	17.3.0

2021-06	CP-92e	CP-211147	0724	1	F	Send REGISTRATION COMPLETE message only if the SOR information is received	17.3.0
2021-06	CP-92e	CP-211150	0716	2	F	Clarification to few scenarios related to manual CAG selection	17.3.0
2021-06	CP-92e	CP-211151	0679	1	F	General corrections and alignments for SOR	17.3.0
2021-06	CP-92e	CP-211151	0684	1	F	Clarify the UE behaviour when the emergency PDU session is released	17.3.0
2021-06	CP-92e	CP-211151	0685	1	F	Clarify the UE behaviour when the the last running T <sub>sr-cm</sub> timer expires	17.3.0
2021-06	CP-92e	CP-211151	0687	1	B	UE behavior upon updating "user controlled list of services exempted from release	17.3.0
2021-06	CP-92e	CP-211151	0688	1	F	SOR-CMCI provision with legacy AMF	17.3.0
2021-06	CP-92e	CP-211151	0691	1	B	Resolve EN on the SOR-CMCI storage in the UE	17.3.0
2021-06	CP-92e	CP-211151	0692	1	F	Clarification on handling the storage of the SOR-CMCI in the ME	17.3.0
2021-06	CP-92e	CP-211151	0696	1	F	Preventing configuring SOR-CMCI when the UE does not support SOR-CMCI	17.3.0
2021-06	CP-92e	CP-211151	0697	1	F	Consider stored/configured SOR-CMCI information when processing REFRESH due to SOR	17.3.0
2021-06	CP-92e	CP-211151	0699	1	F	Maintaining the user controlled list of services exempted from release due to SOR	17.3.0
2021-06	CP-92e	CP-211151	0700	1	F	Setting the timer value of T <sub>sr-cm</sub>	17.3.0
2021-06	CP-92e	CP-211151	0704	1	C	Correction of setting the SOR-CMCI criteria	17.3.0
2021-06	CP-92e	CP-211151	0705	1	C	Correcting the SOR-CMCI format sent to the UE	17.3.0
2021-06	CP-92e	CP-211151	0717	1	F	Removal of ENs related to SOR-CMCI criteria	17.3.0
2021-06	CP-92e	CP-211151	0720	1	F	Performing PLMN selection after the emergency PDU session is released	17.3.0
2021-06	CP-92e	CP-211151	0721	2	C	Radio link failure during T <sub>sr</sub> timer is running	17.3.0
2021-06	CP-92e	CP-211151	0726	1	C	Remove unnecessary requirement on handling on receipt of SOR-CMCI	17.3.0
2021-06	CP-92e	CP-211151	0727	1	B	Storage of user controlled list of services exempted from release due to SOR	17.3.0
2021-06	CP-92e	CP-211152	0681	1	B	Access Technology Identifier "satellite NG-RAN"	17.3.0
2021-09	CP-93e	CP-212158	0777	1	F	No use of non-globally-unique SNPN identity for accessing SNPN using credentials from CH	17.4.0
2021-09	CP-93e	CP-212230	0739	3	F	Attempt to select a higher priority PLMN/RAT combination when a PLMN/RAT combination is re-enabled	17.4.0
2021-09	CP-93e	CP-212141	0731	1	C	Corrections to the procedure in C.4.3 and other editorial corrections	17.4.0
2021-09	CP-93e	CP-212141	0732	-	F	Removing resolved Editor's Notes in Annex C	17.4.0
2021-09	CP-93e	CP-212125	0734	1	B	Automatic PLMN selection updates for MINT	17.4.0
2021-09	CP-93e	CP-212152	0735	-	F	Resolution of an EN about a range of CAG IDs	17.4.0
2021-09	CP-93e	CP-212140	0737	1	F	Correction on the description of TJ in SNPN selection-Rel17	17.4.0
2021-09	CP-93e	CP-212125	0742	2	B	Provisioning of list of PLMN(s) to be used in disaster condition in the UE	17.4.0
2021-09	CP-93e	CP-212155	0744	1	F	Clarification for Manual PLMN selection when emergency PDU or PDN connection exists	17.4.0
2021-09	CP-93e	CP-212124	0745	1	B	Adding support for PWS in SNPNS	17.4.0
2021-09	CP-93e	CP-212141	0746	1	F	Correction to SOR-CMCI attribute type criterion.	17.4.0
2021-09	CP-93e	CP-212141	0748	-	F	Correction of secured packet definition	17.4.0
2021-09	CP-93e	CP-212117	0749	1	A	Miscellaneous changes on PLMN selection triggered by V2X communication in 5G	17.4.0
2021-09	CP-93e	CP-212134	0751	1	B	PLMN selection triggered by ProSe communications over NR-PC5	17.4.0
2021-09	CP-93e	CP-212129	0756	-	F	Reference for the abbreviation of GIN	17.4.0
2021-09	CP-93e	CP-212125	0757	2	B	Higher priority PLMN search in disaster roaming scenario	17.4.0
2021-09	CP-93e	CP-212155	0758	1	F	The condition to store the PLMN identity in the list of PLMNs where registration was aborted due to SOR	17.4.0
2021-09	CP-93e	CP-212141	0760	1	F	T <sub>sr-cm</sub> not related with PDU sessions	17.4.0
2021-09	CP-93e	CP-212141	0761	1	F	The timer value for T <sub>sr-cm</sub> being zero	17.4.0
2021-09	CP-93e	CP-212141	0762	1	F	SOR-CMCI content definition	17.4.0

2021-09	CP-93e	CP-212129	0764	2	F	Attempt to obtain onboarding services during the No SIM state	17.4.0
2021-09	CP-93e	CP-212129	0765	-	F	Correction on a UE supporting access to an SNPN using credentials from a CH configured with the SNPN selection parameters	17.4.0
2021-09	CP-93e	CP-212129	0766	1	F	Re-enable SNPN access mode after emergency call is finished	17.4.0
2021-09	CP-93e	CP-212140	0771	1	F	Camp on acceptable cell no need consider CAG information	17.4.0
2021-09	CP-93e	CP-212141	0774	-	F	Removal of editor's notes on SOR-CMCI	17.4.0
2021-09	CP-93e	CP-212129	0776	-	F	Obtaining emergency call in SNPN limited service state	17.4.0
2021-12	CP-94e	CP-213034	0837	-	F	Resolution of an EN about CAG-ID range-23.122	17.5.0
2021-12	CP-94e	CP-213037	0778	1	F	IMSI based SUPI	17.5.0
2021-12	CP-94e	CP-213037	0822	2	F	Pre-configured AIs, URSP, and default configured NSSAI in an SNPN accessed using the PLMN subscription	17.5.0
2021-12	CP-94e	CP-213037	0790	5	B	Use of SOR to update the credentials holder controlled prioritized lists of preferred SNPNS and GINs	17.5.0
2021-12	CP-94e	CP-213048	0830	2	F	UDM not interrogating SOR-AF if no acknowledgement received from UE	17.5.0
2021-12	CP-94e	CP-213048	0834	1	F	Acknowledgment for the security packet of SOR information	17.5.0
2021-12	CP-94e	CP-213048	0835	1	F	Clarification when receiving no change of Operator Controlled PLMN	17.5.0
2021-12	CP-94e	CP-213048	0850	1	F	Deletion of PLMNs where registration was aborted due to SOR	17.5.0
2021-12	CP-94e	CP-213055	0788	3	B	Update of UE provisioning information for disaster roaming	17.5.0
2021-12	CP-94e	CP-213055	0792	1	B	Initiation of location registration for MINT	17.5.0
2021-12	CP-94e	CP-213055	0794	3	B	Clarification regarding reselection to EPLMN in manual mode disaster roaming.	17.5.0
2021-12	CP-94e	CP-213055	0795	3	B	Sending indication to user regarding disaster roaming support in Manual mode.	17.5.0
2021-12	CP-94e	CP-213055	0796	3	B	Clarification of provision of 'list of PLMNs to be used in Disaster condition during registration procedure.	17.5.0
2021-12	CP-94e	CP-213055	0808	1	F	UE leaving manual mode when the RPLMN is considered as the PLMN with disaster condition	17.5.0
2021-12	CP-94e	CP-213055	0810	1	F	Ignore RPLMN if UE not eligible for disaster roaming.	17.5.0
2021-12	CP-94e	CP-213055	0841	1	F	Disaster related indication	17.5.0
2021-12	CP-94e	CP-213056	0783	1	C	Removal of the user controlled list of services exempted from release due to SOR	17.5.0
2021-12	CP-94e	CP-213056	0784	3	C	Clarifying the conditions when SOR-CMCI is empty	17.5.0
2021-12	CP-94e	CP-213056	0785	3	F	SOR-CMCI rule for SMS	17.5.0
2021-12	CP-94e	CP-213056	0798	1	F	Clarification on match all type criterion in SOR-CMCI	17.5.0
2021-12	CP-94e	CP-213056	0799	1	F	Correction on timers when applying SOR-CMCI	17.5.0
2021-12	CP-94e	CP-213056	0800	1	F	USIM and SOR-CMCI in after registration scenario	17.5.0
2021-12	CP-94e	CP-213056	0801	1	D	Corrections in Annex C of 23.122	17.5.0
2021-12	CP-94e	CP-213056	0805	1	F	Release of high priority access PDU sessions while receiving SOR-CMCI	17.5.0
2021-12	CP-94e	CP-213056	0806	1	D	ME supporting the SOR-CMCI	17.5.0
2021-12	CP-94e	CP-213056	0809	1	B	SOR-CMCI configuration for SOR security check failure	17.5.0
2021-12	CP-94e	CP-213056	0814	1	F	Trigger on providing UE with SOR-CMCI after registration	17.5.0
2021-12	CP-94e	CP-213056	0815	1	F	Clarification on SSCMI	17.5.0
2021-12	CP-94e	CP-213056	0816	2	F	Clarification for storage of Operator Controlled PLMN list and SOR-CMCI along with SUPI	17.5.0
2021-12	CP-94e	CP-213056	0827	1	C	Correcting when the HPLMN requests ACK while supporting SOR-CMCI	17.5.0
2021-12	CP-94e	CP-213056	0831	-	F	Clarification on timer associated with SST and SD	17.5.0
2021-12	CP-94e	CP-213056	0833	1	F	Update of conditions to use Operator Controlled PLMN Selector with Access Technology list stored in the ME	17.5.0
2021-12	CP-94e	CP-213056	0843	1	F	Correction on content of SOR information	17.5.0

2021-12	CP-94e	CP-213056	0844	-	F	Store SOR-CMCI in ME indicator only in plain text	17.5.0
2021-12	CP-94e	CP-213056	0845	1	F	Providing UE with SOR-CMCI in secured packet after registration	17.5.0
2021-12	CP-94e	CP-213056	0846	2	F	Providing UE with SOR-CMCI no SOR-CMCI rules included	17.5.0
2021-12	CP-94e	CP-213057	0807	-	F	Access Technology Identifier including satellite NG-RAN	17.5.0
2022-03	CP-95e	CP-220229	0883	1	A	RID for SNPN UEs	17.6.0
2022-03	CP-95e	CP-220236	0863	-	F	Resolution of editor's note in clause 3.5	17.6.0
2022-03	CP-95e	CP-220236	0864	-	F	Resolution of editor's note in clause 4.9.4	17.6.0
2022-03	CP-95e	CP-220236	0865	-	F	Resolution of editor's note in clause 4.9.3.1.3	17.6.0
2022-03	CP-95e	CP-220236	0867	-	F	Onboarding SNPN network selection information	17.6.0
2022-03	CP-95e	CP-220236	0868	-	B	PLMN/SNPN selection upon stopping/starting operating in SNPN access mode	17.6.0
2022-03	CP-95e	CP-220236	0791	6	C	Allowing SNPN-enabled UE not operating in SNPN access mode to obtain emergency services in any SNPN	17.6.0
2022-03	CP-95e	CP-220236	0858	1	B	Enabling update of SOR-SNPN-SI in a PLMN	17.6.0
2022-03	CP-95e	CP-220236	0859	1	C	UE configuration for warning message reception in SNPNS	17.6.0
2022-03	CP-95e	CP-220236	0872	1	B	SNPN selection for onboarding services with lists of forbidden SNPNS	17.6.0
2022-03	CP-95e	CP-220237	0866	1	F	Resolution of editor's note in clause 4.9.3.1.4	17.6.0
2022-03	CP-95e	CP-220237	0862	1	B	Indication to use MSK for derivation of KAUSF after success of primary authentication and key agreement procedure	17.6.0
2022-03	CP-95e	CP-220237	0884	-	F	Editor's note in clause 4.9.3.0	17.6.0
2022-03	CP-95e	CP-220237	0896	-	F	No SOR-SNPN-SI via CP-SoR for CH with AAA server	17.6.0
2022-03	CP-95e	CP-220238	0892	1	F	Exiting manual network SNPN selection mode by a UE in the limited service state	17.6.0
2022-03	CP-95e	CP-220238	0885	1	B	Enabling update of list of preferred PLMNs in an SNPN	17.6.0
2022-03	CP-95e	CP-220238	0893	1	F	Correction for voice-centric UEs	17.6.0
2022-03	CP-95e	CP-220245	0861	1	F	L2 remote UE PLMN selection	17.6.0
2022-03	CP-95e	CP-220248	0826	3	F	SOR signalling connection handling in case of an emergency session	17.6.0
2022-03	CP-95e	CP-220248	0880	1	F	Clarification to when the UE performs higher priority PLMN selection	17.6.0
2022-03	CP-95e	CP-220260	0879	1	F	Clarify condition to use MINT based on non-3GPP access	17.6.0
2022-03	CP-95e	CP-220260	0873	1	B	Handling of forbidden PLMN list for disaster roaming	17.6.0
2022-03	CP-95e	CP-220260	0870	2	F	HPLMN control in the roaming area.	17.6.0
2022-03	CP-95e	CP-220260	0891	1	F	Pre-configuration of 'list of PLMNs to be used in disaster condition' in USIM.	17.6.0
2022-03	CP-95e	CP-220260	0895	1	F	Storage of 'List of PLMNs to be used in disaster condition' in NVM	17.6.0
2022-03	CP-95e	CP-220260	0876	2	F	Clarification on the applicability of MINT in a CAG cell.	17.6.0
2022-03	CP-95e	CP-220261	0852	1	F	Correcting the service operation leading to deleting the ME support of SOR-CMCI	17.6.0
2022-03	CP-95e	CP-220261	0853	1	F	Corrections in the SOR procedures after registration	17.6.0
2022-03	CP-95e	CP-220261	0701	4	F	Tsor-cm timer handling in case of IRAT transitions	17.6.0
2022-03	CP-95e	CP-220261	0874	1	F	HPLMN indication not apply for secured packet	17.6.0
2022-03	CP-95e	CP-220261	0854	1	F	Including the Store SOR-CMCI in ME indicator in the secured packet	17.6.0
2022-03	CP-95e	CP-220261	0889	1	F	Handling of MT services in SOR-CMCI - 23.122	17.6.0
2022-03	CP-95e	CP-220261	0894	1	F	Tsor-cm for security check failure upon successful check of the received SOR	17.6.0
2022-03	CP-95e	CP-220262	0877	-	B	Adding requirements for NR RedCap devices	17.6.0
2022-03	CP-95e	CP-220265	0825	4	C	PLMN selection for satellite access	17.6.0
2022-03	CP-95e	CP-220265	0828	4	B	Higher priority PLMN search for MS in satellite NG-RAN access	17.6.0
2022-03	CP-95e	CP-220265	0887	1	B	Interval of Time between Searches for Higher Priority PLMN via Satellite NG-RAN	17.6.0

2022-03	CP-95e	CP-220265	0741	7	B	Validity of cause code #78	17.6.0
2022-06	CP-96	CP-221190	0905	3	F	Configuration for anonymous SUCI usage	17.7.0
2022-06						set of CR Pack approved CRs were not implemented by mistake. All CRs below dated 2022-06 belong to this group.	17.7.1
2022-06	CP-96	CP-221203	0930	-	F	Editor's notes in clause 1.2 and clause C.7	17.7.1
2022-06	CP-96	CP-221203	0931	-	F	Editor's note in C.5	17.7.1
2022-06	CP-96	CP-221203	0935	1	F	Removal of Editor's note on encoding of the indication of whether the MS shall ignore all warning messages in an SNPN in the USIM	17.7.1
2022-06	CP-96	CP-221212	0933	1	F	Manual Selection of a non-member CAG cell	17.7.1
2022-06	CP-96	CP-221212	0937	1	F	Remove manual selected PLMN from the forbidden PLMNs for GPRS service list	17.7.1
2022-06	CP-96	CP-221212	0939	1	F	Procedure name correction	17.7.1
2022-06	CP-96	CP-221213	0936	1	F	Release N1 NAS signalling connection when security check fails	17.7.1
2022-06	CP-96	CP-221213	0942	1	F	At switch on and no RPLMN in manual mode when UE support CAG	17.7.1
2022-06	CP-96	CP-221219	0869	3	F	MINT and higher priority PLMN Selection	17.7.1
2022-06	CP-96	CP-221219	0906	1	B	Disaster related indication and UE determined PLMN with disaster condition	17.7.1
2022-06	CP-96	CP-221219	0911	1	F	Removing the editor's note related to CT6	17.7.1
2022-06	CP-96	CP-221219	0923	1	F	Clarification on provision of disaster roaming related information	17.7.1
2022-06	CP-96	CP-221219	0932	2	F	UE without RPLMN	17.7.1
2022-06	CP-96	CP-221219	0943	1	F	Clarification on Manual CAG selection	17.7.1
2022-06	CP-96	CP-221220	0924	1	F	Correction on Steering of Roaming information	17.7.1
2022-06	CP-96	CP-221220	0925	1	F	Starting T <sub>scor-cm</sub> timer associated with SOR security check not successful criterion	17.7.1
2022-06	CP-96	CP-221220	0928	1	F	Correction that UE needs to wait for UICC to reply to network	17.7.1
2022-06	CP-96	CP-221220	0929	1	F	Clarification when no change to SOR-SNPI-SI	17.7.1
2022-06	CP-96	CP-221221	0910	4	C	Handling of discontinuous coverage	17.7.1
2022-06	CP-96	CP-221221	0914	1	B	PLMN selection for satellite E-UTRAN access	17.7.1
2022-06	CP-96	CP-221221	0917	-	F	Availability of a PLMN via satellite E-UTRAN	17.7.1
2022-06	CP-96	CP-221224	0900	-	F	Correction for CR 0828, deletion of moved sentence	17.7.1
2022-06	CP-96	CP-221224	0909	1	F	Correction to the rules for higher priority PLMN selection in VPLMN	17.7.1
2022-06	CP-96	CP-221224	0916	-	F	Availability of a PLMN via satellite NG-RAN	17.7.1
2022-06	CP-96	CP-221224	0941	1	F	Storage Information alignment on list of PLMNs not allowed to operate at the present UE location	17.7.1
2022-06	CP-96	CP-221241	0907	-	F	PLMN selection based on RRC container from L2 relay	17.7.1
2022-06	CP-96	CP-221249	0901	1	F	Editor's note in C.1.2	17.7.1
2022-06	CP-96	CP-221249	0902	1	F	Access identity applicability in non-subscribed SNPN	17.7.1
2022-06	CP-96	CP-221249	0903	-	F	Editor's note in clause 4.9.3.0	17.7.1
2022-06	CP-96	CP-221249	0915	1	F	Signalling UE support for SOR-SNPN-SI in SOR ACK	17.7.1
2022-06	CP-96	CP-221249	0920	1	F	URSP rules for SNPN	17.7.1

---

# History

<b>Document history</b>		
V17.6.0	May 2022	Publication
V17.7.1	July 2022	Publication