



Publicly Available Specification (PAS); A1 interface: General Aspects and Principles (O-RAN.WG2.A1GAP-R004-v04.00)

CAUTION

The present document has been submitted to ETSI as a PAS produced by O-RAN-Alliance and approved by the ETSI Technical Committee Mobile Standards Group (MSG).

ETSI had been assigned all the relevant copyrights related to the document O-RAN.WG2.A1TP-R004-v03.03 on an "as is basis". Consequently, to the fullest extent permitted by law, ETSI disclaims all warranties whether express, implied, statutory or otherwise including but not limited to merchantability, non-infringement of any intellectual property rights of third parties. No warranty is given about the accuracy and the completeness of the content of the present document.

Reference

RTS/MSG-001163

Keywords

interface, PAS

ETSI

650 Route des Lucioles
F-06921 Sophia Antipolis Cedex - FRANCE

Tel.: +33 4 92 94 42 00 Fax: +33 4 93 65 47 16

Siret N° 348 623 562 00017 - APE 7112B
Association à but non lucratif enregistrée à la
Sous-Préfecture de Grasse (06) N° w061004871

Important notice

The present document can be downloaded from the
[ETSI Search & Browse Standards](#) application.

The present document may be made available in electronic versions and/or in print. The content of any electronic and/or print versions of the present document shall not be modified without the prior written authorization of ETSI. In case of any existing or perceived difference in contents between such versions and/or in print, the prevailing version of an ETSI deliverable is the one made publicly available in PDF format on [ETSI deliver](#) repository.

Users should be aware that the present document may be revised or have its status changed,
this information is available in the [Milestones listing](#).

If you find errors in the present document, please send your comments to
the relevant service listed under [Committee Support Staff](#).

If you find a security vulnerability in the present document, please report it through our
[Coordinated Vulnerability Disclosure \(CVD\)](#) program.

Notice of disclaimer & limitation of liability

The information provided in the present deliverable is directed solely to professionals who have the appropriate degree of experience to understand and interpret its content in accordance with generally accepted engineering or other professional standard and applicable regulations.

No recommendation as to products and services or vendors is made or should be implied.

No representation or warranty is made that this deliverable is technically accurate or sufficient or conforms to any law and/or governmental rule and/or regulation and further, no representation or warranty is made of merchantability or fitness for any particular purpose or against infringement of intellectual property rights.

In no event shall ETSI be held liable for loss of profits or any other incidental or consequential damages.

Any software contained in this deliverable is provided "AS IS" with no warranties, express or implied, including but not limited to, the warranties of merchantability, fitness for a particular purpose and non-infringement of intellectual property rights and ETSI shall not be held liable in any event for any damages whatsoever (including, without limitation, damages for loss of profits, business interruption, loss of information, or any other pecuniary loss) arising out of or related to the use of or inability to use the software.

Copyright Notification

No part may be reproduced or utilized in any form or by any means, electronic or mechanical, including photocopying and microfilm except as authorized by written permission of ETSI.

The content of the PDF version shall not be modified without the written authorization of ETSI.

The copyright and the foregoing restriction extend to reproduction in all media.

© ETSI 2025.
All rights reserved.

Contents

Intellectual Property Rights	5
Foreword.....	5
Modal verbs terminology.....	5
1 Scope	6
2 References	6
2.1 Normative references	6
2.2 Informative references.....	6
3 Definition of terms, symbols and abbreviations.....	7
3.1 Terms.....	7
3.2 Symbols.....	8
3.3 Abbreviations	8
4 General Aspects.....	8
4.1 A1 architecture	8
4.1.1 General.....	8
4.1.2 Role of A1 in the O-RAN architecture	9
4.1.3 A1 service architecture	9
4.1.3.1 A1 policy management service (A1-P)	9
4.1.3.2 A1 enrichment information service (A1-EI)	10
4.1.3.3 A1 ML model management service (A1-ML)	10
4.2 A1 interface general principles.....	10
4.3 A1 interface specification objectives.....	11
4.4 A1 interface capabilities	11
5 Functions of the A1 interface	11
5.1 Policy management	11
5.1.1 Introduction.....	11
5.1.2 The policy management function.....	12
5.1.3 Lifecycle aspects of A1 policies	12
5.1.4 Identification and scope of A1 policies.....	13
5.1.4.0 General	13
5.1.4.1 Identification of UEs	14
5.1.4.2 Identification of groups of UEs.....	14
5.1.4.3 Identification of slices	14
5.1.4.4 Identification of QoS flows	15
5.1.4.5 Identification of cells.....	15
5.1.5 A1 policy content.....	15
5.1.5.1 General	15
5.1.5.2 Policy objectives	15
5.1.5.3 Policy resources	15
5.2 A1 enrichment information	15
5.2.1 Introduction.....	15
5.2.2 The enrichment information function	16
5.2.3 Lifecycle aspects of A1 enrichment information	16
5.2.3.1 Registration of enrichment information source.....	16
5.2.3.2 Discovery of enrichment information	16
5.2.3.2.0 General	16
5.2.3.2.1 Lifecycle aspects of EI types	16
5.2.3.3 Request and Delivery of enrichment information	16
5.2.3.3.0 General	16
5.2.3.3.1 Lifecycle aspects of EI jobs.....	17
5.2.3.3.2 Lifecycle aspects of EI job results	17
5.2.4 Identification of A1 enrichment information	17
5.2.5 A1 enrichment information format and delivery	17
5.2.5.1 Push based delivery.....	17

6	Signalling procedures of the A1 interface	17
6.1	General	17
6.2	Policy related procedures	18
6.3	Enrichment information transfer procedures	18
6.4	ML model related procedures.....	18
7	A1 interface protocol structure.....	19
8	Other A1 interface specifications	19
8.1	A1 TS-family overview.....	19
8.2	A1 interface: Use Cases and Requirements.....	20
8.3	A1 interface: Transport Protocol.....	20
8.4	A1 interface: Application Protocol.....	20
8.5	A1 interface: Type Definitions	20
8.6	A1 interface: Test Specification	20
Annex A (informative): Change history		21
History		22

Intellectual Property Rights

Essential patents

IPRs essential or potentially essential to normative deliverables may have been declared to ETSI. The declarations pertaining to these essential IPRs, if any, are publicly available for **ETSI members and non-members**, and can be found in ETSI SR 000 314: *"Intellectual Property Rights (IPRs); Essential, or potentially Essential, IPRs notified to ETSI in respect of ETSI standards"*, which is available from the ETSI Secretariat. Latest updates are available on the [ETSI IPR online database](#).

Pursuant to the ETSI Directives including the ETSI IPR Policy, no investigation regarding the essentiality of IPRs, including IPR searches, has been carried out by ETSI. No guarantee can be given as to the existence of other IPRs not referenced in ETSI SR 000 314 (or the updates on the ETSI Web server) which are, or may be, or may become, essential to the present document.

Trademarks

The present document may include trademarks and/or tradenames which are asserted and/or registered by their owners. ETSI claims no ownership of these except for any which are indicated as being the property of ETSI, and conveys no right to use or reproduce any trademark and/or tradename. Mention of those trademarks in the present document does not constitute an endorsement by ETSI of products, services or organizations associated with those trademarks.

DECT™, **PLUGTESTS™**, **UMTS™** and the ETSI logo are trademarks of ETSI registered for the benefit of its Members. **3GPP™**, **LTE™** and **5G™** logo are trademarks of ETSI registered for the benefit of its Members and of the 3GPP Organizational Partners. **oneM2M™** logo is a trademark of ETSI registered for the benefit of its Members and of the oneM2M Partners. **GSM®** and the GSM logo are trademarks registered and owned by the GSM Association.

Foreword

This Technical Specification (TS) has been produced by O-RAN Alliance and approved by ETSI Technical Committee Mobile Standards Group (MSG).

The present document is part of a TS-family covering the A1 interface as identified below:

- "A1 interface: General Aspects and Principles";
- "A1 interface: Use Cases and Requirements";
- "A1 interface: Transport Protocol";
- "A1 interface: Application Protocol";
- "A1 interface: Type Definitions"; and
- "A1 interface: Test Specification".

Modal verbs terminology

In the present document **"shall"**, **"shall not"**, **"should"**, **"should not"**, **"may"**, **"need not"**, **"will"**, **"will not"**, **"can"** and **"cannot"** are to be interpreted as described in clause 3.2 of the [ETSI Drafting Rules](#) (Verbal forms for the expression of provisions).

"must" and **"must not"** are **NOT** allowed in ETSI deliverables except when used in direct citation.

1 Scope

The present document specifies the general aspects and principles of the A1 interface.

2 References

2.1 Normative references

References are either specific (identified by date of publication and/or edition number or version number) or non-specific. For specific references, only the cited version applies. For non-specific references, the latest version of the referenced document (including any amendments) applies.

Referenced documents which are not found to be publicly available in the expected location might be found in the [ETSI docbox](#).

NOTE: While any hyperlinks included in this clause were valid at the time of publication, ETSI cannot guarantee their long-term validity.

The following referenced documents are necessary for the application of the present document.

- [1] Void.
- [2] [O-RAN TS](#): "Non-RT RIC & A1/R1 Interface: Use Cases and Requirements".
- [3] [ETSI TS 103 982 \(V8.0.0\)](#): "Publicly Available Specification (PAS); O-RAN Architecture Description (O-RAN.WG1.OAD-R003-v08.00)".
- [4] [ETSI TS 103 988 \(V9.0.0\)](#): "Publicly Available Specification (PAS); A1 interface: Type Definitions (O-RAN.WG2.A1TD-R004-v09.0.0)".
- [5] [ETSI TS 103 985 \(V1.4.0\)](#): "Publicly Available Specification (PAS); A1 interface: Use Cases and Requirements (O-RAN.WG2.A1UCR-R004-v01.04)".
- [6] [ETSI TS 103 987 \(V4.3.0\)](#): "Publicly Available Specification (PAS); A1 interface: Application Protocol (O-RAN.WG2.A1AP-R004-v04.03)".
- [7] [ETSI TS 103 986 \(V3.3.0\)](#): "Publicly Available Specification (PAS); A1 interface: Transport Protocol (O-RAN.WG2.A1TP-R004-v03.03)".
- [8] [ETSI TS 103 989 \(V4.2.0\)](#): "Publicly Available Specification (PAS); A1 interface: Test Specification (O-RAN.WG2.A1TS-R004-v04.02)".

2.2 Informative references

References are either specific (identified by date of publication and/or edition number or version number) or non-specific. For specific references, only the cited version applies. For non-specific references, the latest version of the referenced document (including any amendments) applies.

NOTE: While any hyperlinks included in this clause were valid at the time of publication, ETSI cannot guarantee their long-term validity.

The following referenced documents may be useful in implementing an ETSI deliverable or add to the reader's understanding, but are not required for conformance to the present document.

- [i.1] O-RAN TR: "AI/ML workflow description and requirements".
- [i.2] ETSI TR 121 905: "Digital cellular telecommunications system (Phase 2+) (GSM); Universal Mobile Telecommunications System (UMTS); LTE; 5G; Vocabulary for 3GPP Specifications (3GPP TR 21.905)".

[i.3] [O-RAN TS](#): "Non-RT RIC Architecture".

3 Definition of terms, symbols and abbreviations

3.1 Terms

For the purposes of the present document, the terms given in ETSI TR 121 905 [i.2], the O-RAN specifications Non-RT RIC & A1/R1 Interface: Use Cases and Requirements [2], Non-RT RIC: Architecture [i.3], O-RAN Architecture Description [3] and the following apply:

A1 enrichment information: enrichment information that is collected or derived at SMO/Non-RT RIC either from non-network data sources or from network functions themselves and provided over the A1 interface to be utilized by Near-RT RIC

NOTE 1: A1 enrichment information is either not directly available to Near-RT RIC from O-RAN network functions via standardized interfaces or cannot be derived in Near-RT RIC from network function data due to processing or storage constraints.

NOTE 2: Inferred/modelled information elements that can be provided over O1-CM is not considered as A1 enrichment information.

A1 interface: interface between Non-RT RIC and Near-RT RIC

A1 policy: declarative policy expressed using formal statements that enable the Non-RT RIC function in the SMO to guide the Near-RT RIC function, and hence the RAN, towards better fulfilment of the RAN intent

A1 policy type: formal schema-based definition of how an A1 policy, and its status, is expressed and validated

available A1 policy type: A1 policy type for which the policy type identifier can be discovered, and policy type information and policy type status can be queried, over the A1 interface

available EI type: EI type for which the EI type identifier can be discovered, and EI type information and EI type status can be queried, over the A1 interface

declarative policy: type of policy that uses statements to express the goals of the policy, but not how to accomplish those goals

EI job: request for delivery of A1 enrichment information expressed using formal statements

EI type: formal schema-based definition of how request and result deliveries for A1 enrichment information, and the status and constraints related to an EI job, is expressed and validated

enrichment information: information provided to an entity, in addition to the information that is generally available to it, in order to enhance the performance of its tasks

NOTE: The availability or usage of enrichment information is not critical for the entity to be able to perform its tasks.

external enrichment information: information provided by an O-RAN external information source through a direct and secure connection with Near-RT RIC

NOTE: Detailed specification of a direct interface for external enrichment information is out of scope of the present document.

policy: set of rules that are used to manage and control the changing and/or maintaining of the state of one or more managed objects

policy objectives: statements with the objective to reach the goal of the policy

policy resources: statements expressing the use of resources

RAN intent: expression of high-level operational or business goals to be achieved by the radio access network, allowing an operator to specify the desired SLAs that RAN needs to fulfil for all or a class of users in a given area over a period of time

NOTE: RAN intent is not in A1 scope.

3.2 Symbols

Void.

3.3 Abbreviations

For the purposes of the present document, the abbreviations given in ETSI TR 121 905 [i.2], the O-RAN specifications Non-RT RIC & A1/R1 Interface: Use Cases and Requirements [2], Non-RT RIC: Architecture [i.3], O-RAN Architecture Description [3] and the following apply:

A1-EI	A1 Enrichment Information service
A1-ML	A1 ML model management service
A1-P	A1 Policy management service
BSS	Business Support System
EI	Enrichment Information
IP	Internet Protocol
JSON	JavaScript Object Notation
HTTP	Hypertext Transfer Protocol
KPI	Key Performance Indicator
KQI	Key Quality Indicator
QoS	Quality of Service
QoE	Quality of Experience
RIC	RAN Intelligent Controller
SLA	Service Level Agreement
SMO	Service Management and Orchestration
TCP	Transmission Control Protocol
TLS	Transport Layer Security
UE	User Equipment

4 General Aspects

4.1 A1 architecture

4.1.1 General

O-RAN Architecture Description [3] includes a Non-RT RIC and a Near-RT RIC which are connected through the A1 interface as shown in figure 4.1.1-1.

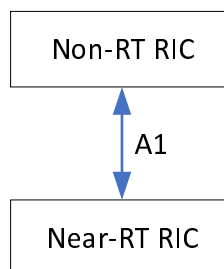


Figure 4.1.1-1: A1 is the interface between the Non-RT RIC and the Near-RT RIC

4.1.2 Role of A1 in the O-RAN architecture

The Non-RT RIC function resides in the SMO layer as described in O-RAN Architecture Description [3], that also handles deployment, configuration, and data collection from RAN nodes.

In the SMO layer there also resides functions that handle AI/ML workflow, e.g. training and update of ML models, as well as functions for deployment of ML models and other applications as described in AI/ML workflow description and requirements [i.1].

The SMO Layer may also have access to data other than that available in the RAN network functions and this enrichment information can be used to enhance the RAN guidance and optimization functions.

One purpose of the SMO layer is to optimize the RAN performance towards fulfilment of the SLAs in the RAN intent. The purpose of the A1 interface is to enable the Non-RT RIC function to provide policy-based guidance, support for AI/ML workflows, and enrichment information to the Near-RT RIC function so that the RAN can optimize e.g. RRM under certain conditions.

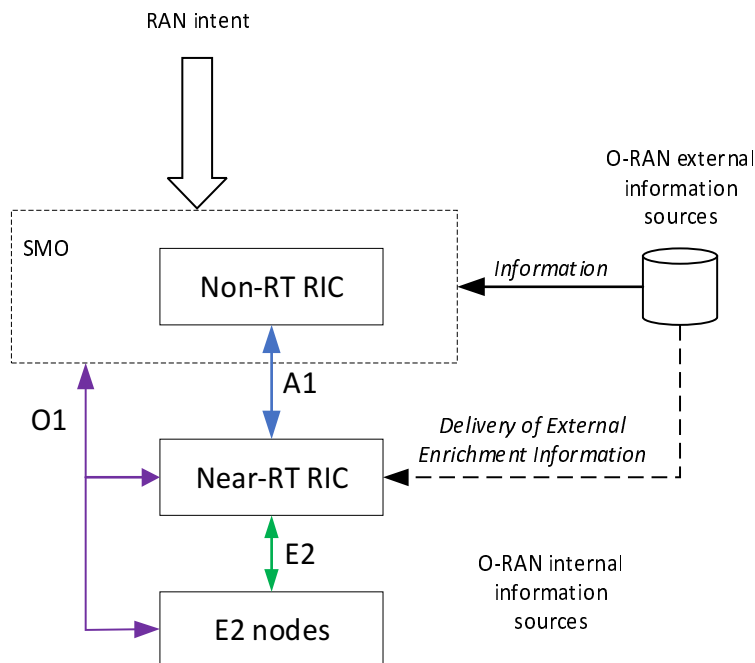


Figure 4.1.2-1: Illustration of A1 and related interfaces in the O-RAN architecture

The E2 nodes in figure 4.1.2-1 refers to RAN nodes such as an O-CU-CP, an O-CU-UP, an O-DU or an O-eNB. A1 policies and A1 enrichment information derived from various (O-RAN internal and O-RAN external) sources, are provided by the Non-RT RIC to the Near-RT RIC via the A1 interface.

4.1.3 A1 service architecture

4.1.3.1 A1 policy management service (A1-P)

Based on high level goals for the system expressed in RAN intent, and on observables (events and counters) provided over O1, the Non-RT RIC can define policies that are provided to the Near-RT RIC over the A1 interface. The purpose of the A1 policies is to guide the RAN performance towards the overall goal expressed in RAN intent. The A1 policies are declarative policies that contain statements on policy objectives and policy resources applicable to e.g. UEs and cells.

The Non-RT RIC can manage the A1 policies based on A1 policy status and feedback information provided by the Near-RT RIC, and on the network status provided over O1. The Non-RT RIC can use the O1 observables to continuously evaluate the impact of the A1 policies towards fulfilment of the RAN intent and based on internal conditions it can decide to issue/update the goals expressed in the A1 policies.

The Near-RT RIC functions based on its internal functions or applications, the configuration received over O1 and the temporary policies received over A1. The A1 policies may not survive a re-start of the Near-RT RIC.

To support the policy enforcement in the Near-RT RIC, the Non-RT RIC can provide enrichment information over the A1 interface.

4.1.3.2 A1 enrichment information service (A1-EI)

Enrichment information is generically defined as *information provided to an entity, in addition to the information that is generally available to it, in order to enhance the performance of its tasks*. It can be produced based on information from one or more sources, e.g. by relaying, combining, refining or analysing information from the input source(s).

In O-RAN Architecture Description [3] it is described that external systems can provide enrichment data to the SMO. This is referred to as "O-RAN external information sources" while the network functions in the RAN are examples of "O-RAN internal information sources".

SMO can collect information from O-RAN internal and O-RAN external information sources. Based on this information, Non-RT RIC can derive information that could be beneficial for both Non-RT RIC and/or Near-RT RIC internal functions or applications, e.g. an ML model, to improve its performance.

In relation to the A1 interface, two types of enrichment information are distinguished: A1 enrichment information and external enrichment information.

The A1 interface is used for discovery, request, and delivery of A1 enrichment information.

The A1 interface is also used for the discovery of external enrichment information and the SMO / Non-RT RIC is responsible for the authentication of the source and the security of the direct connection.

NOTE: The handling of direct connections, and discovery or delivery of external enrichment information involving the A1 interface is not defined in the present document.

4.1.3.3 A1 ML model management service (A1-ML)

The A1 ML model management service (A1-ML service) supports AI/ML workflows between SMO/Non-RT RIC and Near-RT RIC.

SMO/Non-RT RIC and Near-RT RIC can exchange AI/ML model training related messages via A1 interface.

4.2 A1 interface general principles

The general principles for the specification of the A1 interface are as follows:

- the A1 interface is an open logical interface within O-RAN architecture between the Non-RT RIC functionality in the SMO and the Near-RT RIC functionality in the RAN;
- the A1 interface enables a multi-vendor environment and is independent of specific implementations of the SMO, Non-RT RIC, and Near-RT RIC;
- the A1 interface is defined in an extensible way that enables new services and data types to be added without needing to change the protocol stack or the procedures;
- the A1 interface enables policy-based guidance (objective, resource) of radio resource management internal functions or applications that are part of Near-RT RIC;
- the A1 interface enable mechanisms for Near-RT RIC to provide status and feedback information regarding enforcement of A1 policies to Non-RT RIC;
- the policy enforcement service in Near-RT RIC requires that the policies transferred over A1 interface are expressed using a standardized mechanism (language, syntax, etc.);
- the A1 interface enables transmission of A1 enrichment information from Non-RT RIC to Near-RT RIC as needed by Near-RT RIC;

- the A1 interface enables Near-RT to discover available enrichment information for which secure delivery can be provided, and to request delivery of enrichment information;
- A1 policies are created, modified, and deleted by the Non-RT RIC;
- the A1 policies are enforced until deleted and it is the responsibility of Non-RT RIC to create and delete policies based on context information e.g. observability from RAN indicating RAN intent fulfilment received over O1;
- EI jobs are created, modified, and deleted by the Near-RT RIC based on the needs of its internal functions;
- the Non-RT RIC delivers A1 enrichment information to the Near-RT RIC according to an EI job as long as the EI job is enabled and until it is deleted; and
- the A1 interface enables mechanisms for SMO/Non-RT RIC to exchange AI/ML model training related messages with Near-RT RIC.

4.3 A1 interface specification objectives

The A1 interface specification facilitates the following:

- inter-connection of Non-RT RIC functionality in the SMO with Near-RT RIC functionality in the Radio Access Network supplied by different manufacturers;
- provision of policies for individual UEs or groups of UEs, or for individual cells or group of cells;
- provision of status and feedback from Near-RT RIC that enables Non-RT RIC to monitor the enforcement of policies;
- provision of enrichment information as requested by Near-RT RIC; and
- exchange of AI/ML model training related messages between SMO/Non-RT RIC and Near-RT RIC.

4.4 A1 interface capabilities

As described in Non-RT RIC & A1/R1 Interface: Use Cases and Requirements [2], the A1 interface supports:

- transfer of policy management information from Non-RT RIC to Near-RT RIC;
- policy status and feedback information from Near-RT RIC to Non-RT RIC;
- discovery and request of A1 enrichment information from Near-RT RIC to Non-RT RIC and delivery of A1 enrichment information from Non-RT RIC to Near-RT RIC; and
- request of AI/ML model training, and transfer of AI/ML model training status between SMO/Non-RT RIC and Near-RT RIC.

5 Functions of the A1 interface

5.1 Policy management

5.1.1 Introduction

The purpose of A1 policies is to enable the Non-RT RIC function in the SMO to guide the Near-RT RIC function, and hence the RAN, towards a better fulfilment of the RAN intent.

NOTE 1: RAN intent represents e.g. the SLA from the BSS (Business Support System) that the RAN is to fulfil for all users or for a subset of users (e.g. QCI or slice). Based on the permanent configuration and the available resources, the RAN strives to deliver the expected QoS for the users.

By utilizing the observability over O1, and the A1 policy status and feedback information, the Non-RT RIC can conclude that the RAN intent is not achieved. The Non-RT RIC can then decide to use A1 policies that enable the Near-RT RIC to e.g. optimize RRM for a single UE or for a group of UEs.

EXAMPLE: When the Non-RT RIC understands that the available resources in a certain area are not enough to fulfil the SLA for all users in a slice, it can then decide to temporarily change the QoS targets for some users (dynamic group of users) belonging to the same slice (pre-defined group of users).

There are different types of A1 policies referred to as A1 policy types. A Non-RT RIC need not use all A1 policy types, and a specific function in the Near-RT RIC may only support one specific A1 policy type. Non-RT RIC can discover available A1 policy types over the A1 interface.

NOTE 2: As A1 policy types represent capabilities of the Near-RT RIC and they may also be indicated to the Non-RT RIC in other ways.

5.1.2 The policy management function

The policy management function is used by the Non-RT RIC to provision and manage A1 policies in the Near-RT RIC. The Non-RT RIC is responsible for definition and administration of A1 policies.

The function is used to query the available A1 policies in the Near-RT RIC.

The function is used to create, update, and delete A1 policies in the Near-RT RIC.

The function is used to query the presence, content, and run-time status of an A1 policy in the Near-RT RIC.

The function is supported by A1 policy status and feedback information from the Near-RT RIC to the Non-RT RIC.

NOTE 1: As the Near-RT RIC cannot change the content of a policy, only a change in enforcement status can be notified. If context is changed in such a way that the enforcement status of a policy is changed, the Non-RT RIC is notified and may decide to delete the policy.

NOTE 2: Feedback on the fulfilment of A1 policies in the Near-RT RIC is not transferred over the A1 interface. The Non-RT RIC can estimate the fulfilment of A1 policies based on O1 observables.

NOTE 3: Before and after the creation of an A1 policy, the Non-RT RIC can monitor the network to understand the effect of the A1 policy on performance. Performance monitoring or tracing is not handled over the A1 interface.

5.1.3 Lifecycle aspects of A1 policies

Per default, the Near-RT RIC controls the RAN based on the persistent configuration. The RAN operation can be optimized using A1 policies that, compared to the persistent configuration:

- are not critical to traffic;
- have temporary validity;
- handle individual UE or dynamically defined groups of UEs;
- express goals for the optimization rather than direct changes to the configuration; and
- are non-persistent, i.e. do not survive a restart of the Near-RT RIC.

An A1 policy exists in the Near-RT RIC after it has been created by the Non-RT RIC using the Create policy procedure and accepted by the Near-RT RIC.

For an A1 policy, the Near-RT RIC can provide status and feedback information to the Non-RT RIC.

The Near-RT RIC continuously evaluates the policy conditions versus the environment and notifies the Non-RT RIC in case the enforcement status of the policy changes due to e.g. environment changes.

When a create A1 policy request is accepted, the Non-RT RIC can assume that the policy is enforced until policy status is queried or a change in enforcement status is notified.

An A1 policy can be updated by the Non-RT RIC using the Update policy procedure. After the update, the policy is evaluated and enforced by the Near-RT RIC based on the updated policy statements.

An A1 policy exists in the Near-RT RIC until it is deleted by the Non-RT RIC using the Delete policy procedure.

The states related to policy lifecycle and policy enforcement are illustrated in figure 5.1.3-1.

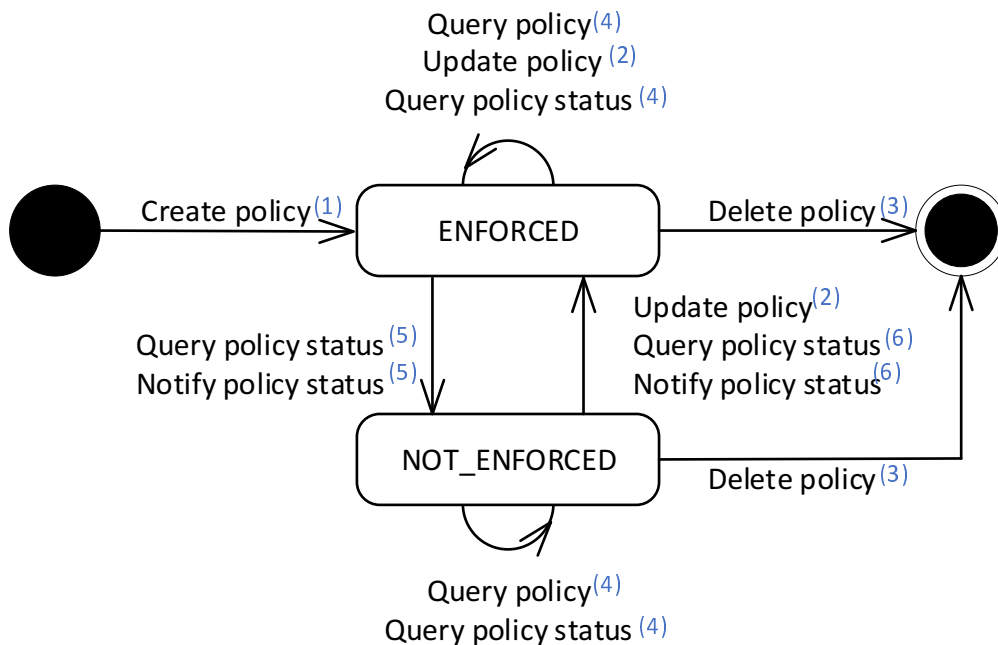


Figure 5.1.3-1: State transition diagram for policy in the Non-RT RIC

The state transition diagram in figure 5.1.3-1 illustrates the Non-RT RIC view of the states of a policy instance during the policy lifecycle. All state transitions are related to A1 policy related procedures as listed in clause 6.1 with the following notes:

- NOTE 1: A Create policy request is accepted after the policy has been validated and considered as being possible to enforce.
- NOTE 2: An Update policy request is accepted after the policy has been validated and considered as being possible to enforce, it does not cause a state transition unless it makes a policy possible to enforce.
- NOTE 3: A Delete policy request, whether accepted or not, always leads to that the Non-RT RIC considers the policy as deleted.
- NOTE 4: A Query policy request does not cause a state transition, and a Query policy status request does not cause a state transition in case the enforcement status has not changed.
- NOTE 5: A Query policy request or a Notify policy status cause a state transition in case the enforcement status has changed from ENFORCED to NOT_ENFORCED.
- NOTE 6: A Query policy request or a Notify policy status cause a state transition in case the enforcement status has changed from NOT_ENFORCED to ENFORCED.

5.1.4 Identification and scope of A1 policies

5.1.4.0 General

An A1 policy type is identified by the policy type identifier (PolicyTypeId). Different policy types have different PolicyTypeIds. Based on the PolicyTypeId, schemas are identified and used for creation, validation, and formulation, and for query of the status, of A1 policies of that type.

An A1 policy is identified by a policy identifier (PolicyId) that shall be assigned by Non-RT RIC. The PolicyId shall be locally unique within Non-RT RIC and sent in the policy request operations that carry representations of A1 policies.

A1 policies consist of a scope identifier and one or more policy statements as illustrated in figure 5.1.4.0-1. The scope identifier represents what the policy statements are to be applied on (e.g. UEs, QoS flows, or cells). The policy statements represent the goals to the Near-RT RIC and covers policy objectives and policy resources.

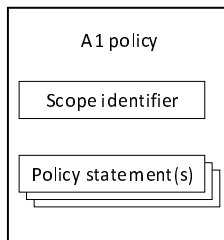


Figure 5.1.4.0-1: Illustration of the structure of an A1 policy

By including policy statements with policy objectives:

- the quality of experience can be optimized for UEs or QoS flows that are identified either explicitly by e.g. a UE identifier or a QoS identifier, or implicitly by e.g. a group identifier from which the Near-RT RIC can deduce a set of UEs; and
- energy saving can be applied to one or more cells that are identified either explicitly by e.g. a cell identifier or implicitly by e.g. a list of identifiers from which the Near-RT RIC can deduce a set of cells.

By including policy statements with policy resources, UEs can e.g. be made to avoid certain cells or the radio network can be optimized in specific areas.

The identifiers that can be used as scope identifier in A1 policies are defined as data types in the A1 Type Definitions specification [4]. The scope identifier can be composed by a single or a by a combination of these as defined for each policy type definition in A1TD [4].

5.1.4.1 Identification of UEs

In the scope of A1 policies, a UE is identified by a UE identifier. The UE identifier identifies a logical UE entity that is known to the RAN and measurements related to it. It does not identify any hardware equipment or user subscription.

The UE identifier is used for correlating O1-PM data with service targets and enables evaluation of the fulfilment of policies. In order to be able to utilize non-RAN data for the usage of A1 policies, non-RAN data need to include identifiers that can be correlated with the UE identifier by the Non-RT RIC.

If the Non-RT RIC needs to express policies for multiple individual UEs, it can be done through a set of policies, one for each individual UE.

5.1.4.2 Identification of groups of UEs

In the scope of A1 policies, a group of UEs can be identified based on a group identifier.

When the Near-RT RIC receives a group identifier in an A1 policy, it may resolve it into a set of UEs that are present in the nodes controlled by the Near-RT RIC and applies the policy statements to each one of the UEs.

5.1.4.3 Identification of slices

When the Near-RT RIC receives a slice identifier in an A1 policy, it may resolve it into a set of UEs and a set of QoS flows that are present in the nodes controlled by the Near-RT RIC and applies the policy statements to each one of the UEs or the QoS flows.

5.1.4.4 Identification of QoS flows

When the Near-RT RIC receives a QoS identifier in an A1 policy, it may resolve it into a set of QoS flows (that are related to the applications that the Non-RT RIC is intending to optimize) and the set of UEs (that are present in the nodes controlled by the Near-RT RIC) for which they apply. Then it applies the policy statements to each one of the UEs and QoS flows.

5.1.4.5 Identification of cells

In the scope of A1 policies, a part of the radio network can be identified based on a cell identifier or a set of cell identifiers.

When the scope identifier in an A1 policy contains one or more cell identifiers, the policy statement may contain policy resources and the policy may implicitly impact on multiple UEs handled by the specified cell(s).

An A1 policy is applied to a specific cell when a cell identifier is included in the scope. An A1 policy is applied to a group of cells when a set of cell identifiers is included in the scope. When no cell identifier or set of cell identifiers is included in the scope, a policy may apply to multiple cells.

If the Non-RT RIC needs to express policies for a group of cells (i.e. a set of cells), it is done through a set of policies for individual cells or through a set of cell identifiers or other identifiers that the Near-RT RIC may resolve into a set of cell identifiers.

5.1.5 A1 policy content

5.1.5.1 General

In addition to a scope identifier, an A1 policy contains policy statements. There are several kinds of policy statements that cover policy objectives and policy resources.

NOTE: The detailed rules for how to formulate policy statements, and which combinations of identifiers and statements that are allowed, are specified in A1TD [4].

5.1.5.2 Policy objectives

A statement for policy objectives expresses the goal for the policy. It can be related to e.g. QoS or QoE targets, or KPI or KQI targets. For detailed definitions of statements for policy objectives, see clause 6.3.3 of A1TD [4].

There is normally only one statement for policy objectives in an A1 policy.

5.1.5.3 Policy resources

A statement for policy resources expresses the conditions for resource usage for the policy. It can be related to e.g. cell preferences. For detailed definitions of statements for policy resources, see clause 6.3.4 of A1TD [4].

Statements for policy resources can be combined with a statement for policy objectives in an A1 policy.

5.2 A1 enrichment information

5.2.1 Introduction

The purpose of A1 enrichment information is to enable the Near-RT RIC to improve its RAN optimization performance by utilizing information that is not available within the RAN. The information sources can be O-RAN internal and O-RAN external, and the derived A1 enrichment information can be provided by the Non-RT RIC over the A1 interface.

There are different types of A1 enrichment information referred to as EI types. A Near-RT RIC may not need to use all EI types, and a specific function in the Near-RT RIC may only need one specific type of A1 enrichment information.

An EI type is identified by the EI type identifier (EiTypeId). Based on the EiTypeId, information can be provided about the A1 enrichment information properties and how to request delivery of the A1 enrichment information.

The Near-RT RIC can discover available EiTypeIds over A1 and request delivery of A1 enrichment information related to an available EiTypeId. The Non-RT RIC controls the access to A1 enrichment information and how the connection for delivery of the enrichment information can be made.

NOTE: There may be functions in the SMO or the Non-RT RIC that also utilize enrichment information for their tasks, it may be the same or different enrichment information as exposed over the A1 interface. This is outside the scope of the present document to describe.

5.2.2 The enrichment information function

The enrichment information function is used by the Non-RT RIC to produce and make A1 enrichment information available to the Near-RT RIC. The Non-RT RIC is responsible for exposure and secure delivery of A1 enrichment information.

The function is used to publish available EiTypeIds over A1.

The function is used to deliver A1 enrichment information for an EiTypeId based on an EI job.

5.2.3 Lifecycle aspects of A1 enrichment information

5.2.3.1 Registration of enrichment information source

Before the Non-RT RIC can provide a certain EiTypeId over A1, the SMO needs to set-up the collection of input information from O-RAN internal and/or external sources and the Non-RT RIC needs to set-up the functions that produce the enrichment information based on the input information and deliver it. When onboarding and set-up is complete, the new EiTypeId can be discovered over A1.

5.2.3.2 Discovery of enrichment information

5.2.3.2.0 General

Before a Near-RT RIC can use A1 enrichment information it needs to identify that the needed EiTypeId is available and how to access it.

The Near-RT RIC can discover available EiTypeIds using A1-EI. The Non-RT RIC controls which EiTypeIds are discoverable and accessible by a specific Near-RT RIC.

For a specific EiTypeId, the Near-RT RIC can request a detailed description of the enrichment information provided and how to formulate a request for delivery of it.

5.2.3.2.1 Lifecycle aspects of EI types

The Non-RT RIC is responsible for ensuring that the EI types that are discoverable over A1 can be used for EI jobs and delivery of EI job results. An EiTypeId shall not be made available until EI jobs can be created, and EI job results delivered for that EI type.

In case Non-RT RIC detects that it is no longer able to deliver EI job results for an EI type, the EiTypeId should no longer be discoverable over A1.

5.2.3.3 Request and Delivery of enrichment information

5.2.3.3.0 General

A1 enrichment information can be delivered to the Near-RT RIC in different ways depending on the type of the A1 enrichment information or on the needs from the using internal function or application.

A1 enrichment information can be delivered on an as per needed basis, due to an event or continuously. For continuous delivery, different mechanisms can be used depending on the volume of enrichment information to be delivered.

Following the discovery that an EiTypeId is available, the request and delivery of A1 enrichment information is done in two steps:

- 1) First the Near-RT RIC requests over A1 to get A1 enrichment information for the EiTypeId by creating an EI job that contains a description of the information that is requested and which delivery mechanism to use.
- 2) Then the Non-RT RIC sets up the appropriate connection and delivers A1 enrichment information according to the agreed details for the EI job.

5.2.3.3.1 Lifecycle aspects of EI jobs

The Near-RT RIC can initiate creation, update, and deletion of EI jobs. The EI job is created when the Near-RT RIC needs A1 enrichment information of a specific EI type and the EI job is deleted when the Near-RT RIC no longer needs the information.

In case the Near-RT RIC temporarily cannot use delivered EI, it can discard or buffer the received EI or stop the EI delivery by deleting the EI job and re-create it when it is ready to receive delivered EI.

The Near-RT RIC may query existing EI jobs after a re-start, and either delete, update, or keep the EI jobs if still relevant.

5.2.3.3.2 Lifecycle aspects of EI job results

The Non-RT RIC is responsible for the set-up of connections to the Near-RT RIC for the delivery of EI job results according to the agreed EI job. The delivery of the EI job results is started when the EI job is created and stopped when the EI job is deleted.

In case delivery connections cannot be set-up to the Near-RT RIC, the Non-RT RIC need not buffer any information produced while the delivery connections are not successful. In case the EI cannot be successfully produced or delivered according to an agreed EI job, the Near-RT RIC can detect this through the delivered EI job results, or through lack of delivered EI job results.

The Near-RT RIC may evaluate the received EI job results. If the received EI job results are not according to expectations, the Near-RT RIC can update the EI job or delete it.

5.2.4 Identification of A1 enrichment information

A1 enrichment information is identified by the A1 enrichment information identifier (EiTypeId). Different types of A1 enrichment information have different EiTypeIds.

The Near-RT RIC can request delivery of A1 enrichment information from the Non-RT RIC by creating an EI job for an EiTypeId. The EI job and the EI job results are identified by an EI job identifier (EiJobId) assigned by the Near-RT RIC.

5.2.5 A1 enrichment information format and delivery

5.2.5.1 Push based delivery

When A1 enrichment information has been produced during an EI job, it is pushed from the Non-RT RIC to the Near-RT RIC. This can be done once, regularly or event based depending on the conditions set for the EI job.

6 Signalling procedures of the A1 interface

6.1 General

The usage of the procedures listed in this clause are described in A1UCR [5] and defined in detail in A1AP [6].

6.2 Policy related procedures

Policy related procedures include:

- Query policy type identifiers procedure;
- Query policy type procedure;
- Query policy type status procedure;
- Notify policy type status procedure;
- Create policy procedure;
- Query policy identifiers procedure;
- Query policy procedure;
- Update policy procedure;
- Delete policy procedure;
- Query policy status procedure; and
- Notify policy status procedure.

6.3 Enrichment information transfer procedures

A1 enrichment information related procedures include:

For EI discovery:

- Query EI type identifiers;
- Query EI type;
- Query EI type status, and
- Notify EI type status.

For EI job control:

- Query EI job identifiers;
- Create EI job;
- Query EI job;
- Update EI job;
- Delete EI job;
- Query EI job status; and
- Notify EI job status.

For EI delivery:

- Deliver EI job result.

6.4 ML model related procedures

No ML model related procedures are listed in the present document.

7 A1 interface protocol structure

The protocol stack of the A1 interface is shown in figure 7-1. The transport network layer is built on IP transport. For the secure and reliable transport of messages, HTTP/TLS is added on top of TCP/IP. The application layer protocol is based on a RESTful approach with transfer of JSON formatted policy statements.

The detailed description is provided in A1TP [7].

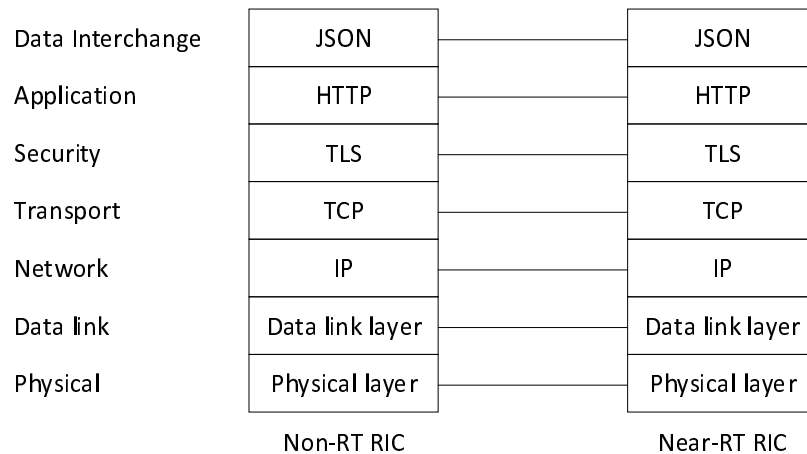


Figure 7-1: Illustration of the A1 protocol stack

8 Other A1 interface specifications

8.1 A1 TS-family overview

The present document is part of a TS-family covering the A1 interface. The other specifications cover Use Cases and Requirements, Transport Protocol, Application Protocol, Type Definitions, and Test cases.

The relations between the A1 specifications and their relations to other O-RAN specifications for architecture and for use cases and requirements are illustrated in figure 8.1-1.

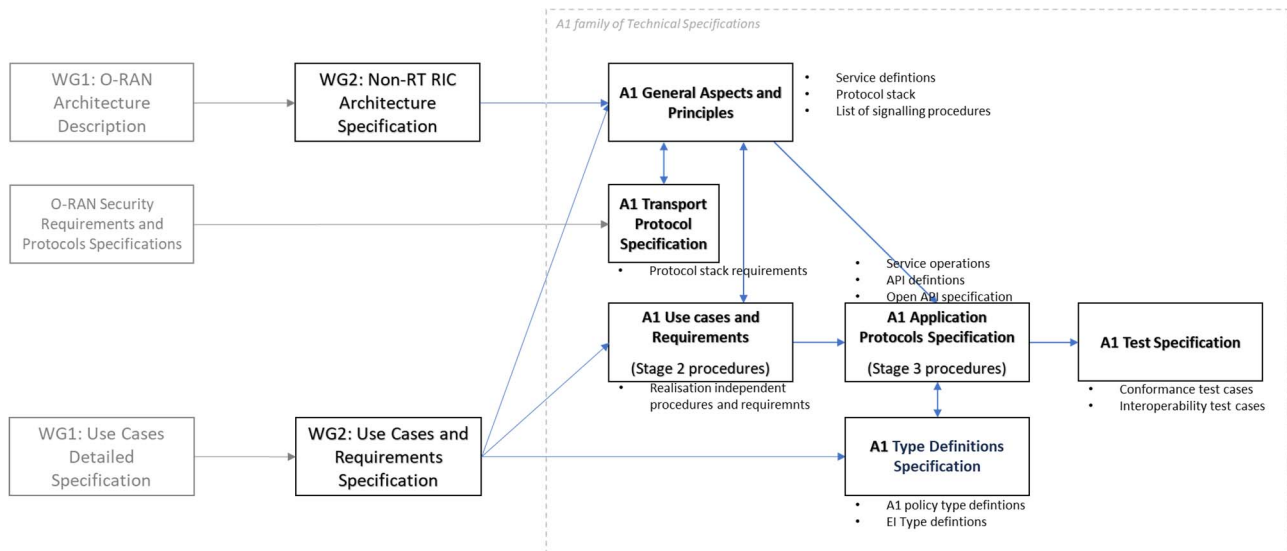


Figure 8.1-1: Overview of relations between A1 specifications

8.2 A1 interface: Use Cases and Requirements

A1UCR [5] describes the use cases for the A1 procedures and the related requirements.

8.3 A1 interface: Transport Protocol

A1TP [7] defines how the A1 protocol stack is based on TCP/IP, HTTP/1.1 over TLS and JSON as data interchange format.

8.4 A1 interface: Application Protocol

A1AP [6] defines the service framework, the service operations and the service APIs for the A1 services including the URIs for HTTP based procedures.

8.5 A1 interface: Type Definitions

A1TD [4] defines attributes, data types and objects for HTTP based procedures and JSON examples of objects are provided.

8.6 A1 interface: Test Specification

A1TS [8] defines test cases for

- A1 conformance testing of Non-RT RIC;
- A1 conformance testing of Near-RT RIC; and
- A1 interoperability testing between Non-RT RIC and Near-RT RIC;

based on the procedures defined in A1AP [6].

Annex A (informative): Change history

Date	Revision	Description
2019.09.30	01.00	First version.
2020.07.30	02.00	Definitions, functions and procedures for A1 enrichment information and A1 policy type description.
2020.11.09	02.01	Enhancing description of LCM aspects for A1 enrichment information service.
2021.03.13	02.02	Editorial corrections to apply latest template and update references. Enhance description of life cycle aspects for A1 policies.
2021.07.16	02.03	Enhancing descriptions of A1 policy scope and content.
2022.07.30	03.00	Adapting to ODR template and general updates to align with A1 suite specifications.
2022.11.17	03.01	Aligning to O-RAN drafting rules.
2023.11.30	03.02	ETSI PAS related editorial enhancements and applying latest template.
2024.03.31	03.03	Editorial enhancements, alignment of notation for status and feedback, and extended cell identification.
2024.07.31	04.00	General aspects of A1 ML model management service.

History

Document history		
V3.1.0	January 2024	Publication
V4.0.0	May 2025	Publication