



**Core Network and Interoperability Testing (INT);
Interworking between the 3GPP Cs domain with BICC
or ISUP as signalling protocol and external SIP-I networks;
(3GPP Release 8);
Part 1: Protocol Implementation
Conformance Statement (PICS)**

Reference

RTS/INT-00116-1

Keywords

BICC, interworking, ISUP, PICS, SIP-I, testing

ETSI

650 Route des Lucioles
F-06921 Sophia Antipolis Cedex - FRANCE

Tel.: +33 4 92 94 42 00 Fax: +33 4 93 65 47 16

Siret N° 348 623 562 00017 - NAF 742 C
Association à but non lucratif enregistrée à la
Sous-Préfecture de Grasse (06) N° 7803/88

Important notice

The present document can be downloaded from:

<http://www.etsi.org>

The present document may be made available in electronic versions and/or in print. The content of any electronic and/or print versions of the present document shall not be modified without the prior written authorization of ETSI. In case of any existing or perceived difference in contents between such versions and/or in print, the only prevailing document is the print of the Portable Document Format (PDF) version kept on a specific network drive within ETSI Secretariat.

Users of the present document should be aware that the document may be subject to revision or change of status. Information on the current status of this and other ETSI documents is available at

<http://portal.etsi.org/tb/status/status.asp>

If you find errors in the present document, please send your comment to one of the following services:

http://portal.etsi.org/chaicor/ETSI_support.asp

Copyright Notification

No part may be reproduced or utilized in any form or by any means, electronic or mechanical, including photocopying and microfilm except as authorized by written permission of ETSI.

The content of the PDF version shall not be modified without the written authorization of ETSI.

The copyright and the foregoing restriction extend to reproduction in all media.

© European Telecommunications Standards Institute 2014.

All rights reserved.

DECT™, **PLUGTESTS™**, **UMTS™** and the ETSI logo are Trade Marks of ETSI registered for the benefit of its Members. **3GPP™** and **LTE™** are Trade Marks of ETSI registered for the benefit of its Members and of the 3GPP Organizational Partners.

GSM® and the GSM logo are Trade Marks registered and owned by the GSM Association.

Contents

Intellectual Property Rights	4
Foreword.....	4
Modal verbs terminology.....	4
1 Scope	5
2 References	5
2.1 Normative references	5
2.2 Informative references.....	6
3 Definitions and abbreviations.....	6
3.1 Definitions.....	6
3.2 Abbreviations	7
4 Scenarios	8
4.1 SIP Profile A and B for interworking between SIP and BICC/ISUP	8
4.2 SIP Profile C for Interworking Between SIP with MIME Encoding of ISUP and BICC/ISUP	9
5 PICS proforma.....	11
5.1 Instructions for completing the PICS proforma.....	11
5.1.1 Other information	11
5.1.2 Purposes and structure	11
5.1.3 Conventions	11
5.2 Identification of the implementation	13
5.2.1 Date of the statement	13
5.2.2 Implementation Under Test (IUT) identification.....	13
5.2.3 System Under Test (SUT) identification	13
5.2.4 Product supplier	13
5.2.5 Client	13
5.2.6 PICS contact person.....	13
5.3 PICS proforma tables	14
5.3.1 Global statement of conformance	14
5.3.2 Roles	14
5.3.3 Connection types	14
5.3.4 Forward address signalling	15
5.3.5 Role independent capabilities	15
5.3.6 Supplementary Services Major Capabilities	16
5.3.7 Timers.....	19
5.4 Additional information for PICS	19
Annex A (informative): Bibliography.....	20
History	22

Intellectual Property Rights

IPRs essential or potentially essential to the present document may have been declared to ETSI. The information pertaining to these essential IPRs, if any, is publicly available for **ETSI members and non-members**, and can be found in ETSI SR 000 314: *"Intellectual Property Rights (IPRs); Essential, or potentially Essential, IPRs notified to ETSI in respect of ETSI standards"*, which is available from the ETSI Secretariat. Latest updates are available on the ETSI Web server (<http://ipr.etsi.org>).

Pursuant to the ETSI IPR Policy, no investigation, including IPR searches, has been carried out by ETSI. No guarantee can be given as to the existence of other IPRs not referenced in ETSI SR 000 314 (or the updates on the ETSI Web server) which are, or may be, or may become, essential to the present document.

Foreword

This Technical Specification (TS) has been produced by ETSI Technical Committee Core Network and Interoperability Testing (INT).

The present document is part 1 of a multi-part deliverable covering the Interworking between the 3GPP Cs domain with BICC or ISUP as signalling protocol and external SIP-I networks, as identified below:

Part 1: "Protocol Implementation Conformance Statement (PICS)";

Part 2: "Test Suite Structure and Test Purposes (TSS&TP)".

Modal verbs terminology

In the present document "shall", "shall not", "should", "should not", "may", "may not", "need", "need not", "will", "will not", "can" and "cannot" are to be interpreted as described in clause 3.2 of the [ETSI Drafting Rules](#) (Verbal forms for the expression of provisions).

"**must**" and "**must not**" are **NOT** allowed in ETSI deliverables except when used in direct citation.

1 Scope

The present document specifies the network PICS (Protocol Implementation Conformance Statement) for Interworking between the 3GPP Cs domain with BICC or ISUP as signalling protocol and external SIP-I networks described in the Recommendation ITU-T Q.1912.5 [10] and TS 129 164 [19].

2 References

References are either specific (identified by date of publication and/or edition number or version number) or non-specific. For specific references, only the cited version applies. For non-specific references, the latest version of the reference document (including any amendments) applies.

Referenced documents which are not found to be publicly available in the expected location might be found at <http://docbox.etsi.org/Reference>.

NOTE: While any hyperlinks included in this clause were valid at the time of publication ETSI cannot guarantee their long term validity.

2.1 Normative references

The following referenced documents are necessary for the application of the present document.

- [1] Recommendation ITU-Ts Q.761 to Q.764 (1999): "Signalling System No.7 - ISDN User Part".
- [2] Recommendation ITU-Ts Q.1902.1 to Q.1902.4 (2001): "Bearer Independent Call Control protocol (Capability Set 2)".
- [3] Recommendation ITU-T Q.731.7 (1997): "Stage 3 description for number identification supplementary services using Signalling System No. 7: Malicious call identification (MCID)".
- [4] Recommendation ITU-T Q.732.2 (1999): "Stage 3 description for call offering supplementary services using Signalling System No. 7: Call diversion services: - Call forwarding busy - Call forwarding no reply - Call forwarding unconditional - Call deflection".
- [5] Recommendation ITU-T Q.732.7 (1996): "Stage 3 description for call offering supplementary services using Signalling System No. 7: Explicit Call Transfer".
- [6] Recommendation ITU-T Q.737.1 (1997): "Stage 3 description for additional information transfer supplementary services using Signalling System No. 7: User-to-user signalling (UUS)".
- [7] IETF RFC 3261 (2002): "SIP: Session Initiation Protocol".
- [8] IETF RFC 3262 (2002): "Reliability of Provisional Responses in Session Initiation Protocol (SIP)".
- [9] ISO/IEC 9646-7 (1995): "Information technology - Open Systems Interconnection - Conformance testing methodology and framework - Part 7: Implementation Conformance Statements".
- [10] Recommendation ITU-T Q.1912.5 (03/2004): "Interworking between Session Initiation Protocol (SIP) and Bearer Independent Call Control protocol or ISDN User Part".
- [11] Recommendation ITU-T E.164 (2010): "The international public telecommunication numbering plan".
- [12] IETF RFC 768 (1980): "User Datagram Protocol".
- [13] IETF RFC 761 (1980): "DoD standard Transmission Control Protocol".
- [14] Recommendation ITU-T Q.731.1 (1996): "Stage 3 description for number identification supplementary services using Signalling System No. 7: Direct-dialling-In (DDI)".

- [15] Recommendation ITU-T Q.731.5 (1993): "Stage 3 description for number identification supplementary services using Signalling System No. 7: Connected line identification presentation (COLP)".
- [16] Recommendation ITU-T Q.118 (1997): "Abnormal conditions - Special release arrangements".
- [17] ITU-T Technical Report TRQ.2815/Q.Sup45 (2003): "Requirements for interworking BICC/ISUP network with originating/destination networks based on Session Initiation Protocol and Session Description Protocol".
- [18] IETF RFC 4867: "RTP Payload Format and File Storage Format for the Adaptive Multi-Rate (AMR) and Adaptive Multi-Rate Wideband (AMR-WB) Audio Codecs".
- [19] ETSI TS 129 164 (V8.0.0): "Digital cellular telecommunications system (Phase 2+); Universal Mobile Telecommunications System (UMTS); LTE; Interworking between the 3GPP Cs domain with BICC or ISUP as signalling protocol and external SIP-I networks (3GPP TS 29.164 version 8.0.0 Release 8)".

2.2 Informative references

The following referenced documents are not necessary for the application of the present document but they assist the user with regard to a particular subject area.

Not applicable.

3 Definitions and abbreviations

3.1 Definitions

For the purposes of the present document, the following terms and definitions apply:

Abstract Test Case (ATC): complete and independent specification of the actions required to achieve a specific test purpose, defined at the level of abstraction of a particular Abstract Test Method, starting in a stable testing state and ending in a stable testing state

Abstract Test Method (ATM): description of how an SUT is to be tested, given at an appropriate level of abstraction to make the description independent of any particular realization of a Means of Testing, but with enough detail to enable abstract test cases to be specified for this method

Abstract Test Suite (ATS): test suite composed of abstract test cases

Implementation Under Test (IUT): implementation of one or more OSI protocols in an adjacent user/provider relationship, being part of a real open system which is to be studied by testing

Means Of Testing (MOT): combination of equipment and procedures that can perform the derivation, selection, parameterization and execution of test cases, in conformance with a reference standardized ATS, and can produce a conformance log

PICS proforma: document, in the form of a questionnaire, which when completed for an implementation or system becomes the PICS

PIXIT proforma: document, in the form of a questionnaire, which when completed for the SUT becomes the PIXIT

Point of Control and Observation (PCO): point within a testing environment where the occurrence of test events is to be controlled and observed, as defined in an Abstract Test Method

pre-test condition: setting or state in the SUT which cannot be achieved by providing stimulus from the test environment

Protocol Implementation Conformance Statement (PICS): statement made by the supplier of a protocol claimed to conform to a given specification, stating which capabilities have been implemented

Protocol Implementation eXtra Information for Testing (PIXIT): statement made by a supplier or implementor of an SUT (protocol) which contains or references all of the information related to the SUT and its testing environment, which will enable the test laboratory to run an appropriate test suite against the SUT

SIP number: number conforming to the numbering and structure specified in Recommendation ITU-T E.164 [11]

System Under Test (SUT): real open system in which the SUT resides

user: access protocol entity at the user side of the user-network interface where a T reference point or coincident S and T reference point applies

3.2 Abbreviations

For the purposes of the present document, the following abbreviations apply:

ACM	Address Complete Message
ACR	Anonymous Call Rejection supplementary service
AMR	Adaptive Multi Rate (codec)
ATC	Abstract Test Case
ATM	Abstract Test Method
ATS	Abstract Test Suite
BICC	Bearer Independent Call Control protocol
CCBS	Call Completion to Busy Subscriber supplementary service
CCNR	Call Completion on No Reply supplementary service
CD	Call Deflection supplementary service
CDIV	Call DIVersion supplementary service
CFB	Call Forwarding on Busy supplementary service
CFNR	Call Forwarding on No Reply supplementary service
CFU	Call Forwarding Unconditional supplementary service
CLI	Calling Line Identity
CLIP	Calling Line Identification Presentation supplementary service
CLIR	Calling Line Identification Restriction supplementary service
COL	Connected Line Identity
COLP	Connected Line Identification Presentation supplementary service
COLR	Connected Line identification Restriction supplementary service
CONF	CONFerence Call supplementary service
CUG	Closed User Group
CW	Call Waiting supplementary service
ECT	Explicit Call Transfer supplementary service
FRJ	Facility ReJect message
IAM	Initial Address Message
ICS	Implementation Conformance Statement
IP	Internet Protocol
IRS	Identification Response message
ISDN	Integrated Services Digital Network
ISUP	ISDN User Part
IUT	Implementation Under Test
IWU	InterWorking Unit
LOP	LOop Prevention message
MCID	Malicious Communication IDentification supplementary service
MOT	Means Of Testing
PCM	Pulse Code Modulation
PCO	Point of Control and Observation
PICS	Protocol Implementation Conformance Statement
PIXIT	Protocol Implementation eXtra Information for Testing
REL	RELease message
SDP	Session Description Protocol
SIP	Session Initiation Protocol
SUB	SUBaddress supplementary service
SUT	System Under Test
TMR	Transmission Medium Requirement parameter
TP	Test Purpose

TSS	Test Suite Structure
TSS&TP	Test Suite Structure and Test Purposes
TTCN	Tree and Tabular Combined Notation
UUS	User to User Signalling supplementary service

4 Scenarios

4.1 SIP Profile A and B for interworking between SIP and BICC/ISUP

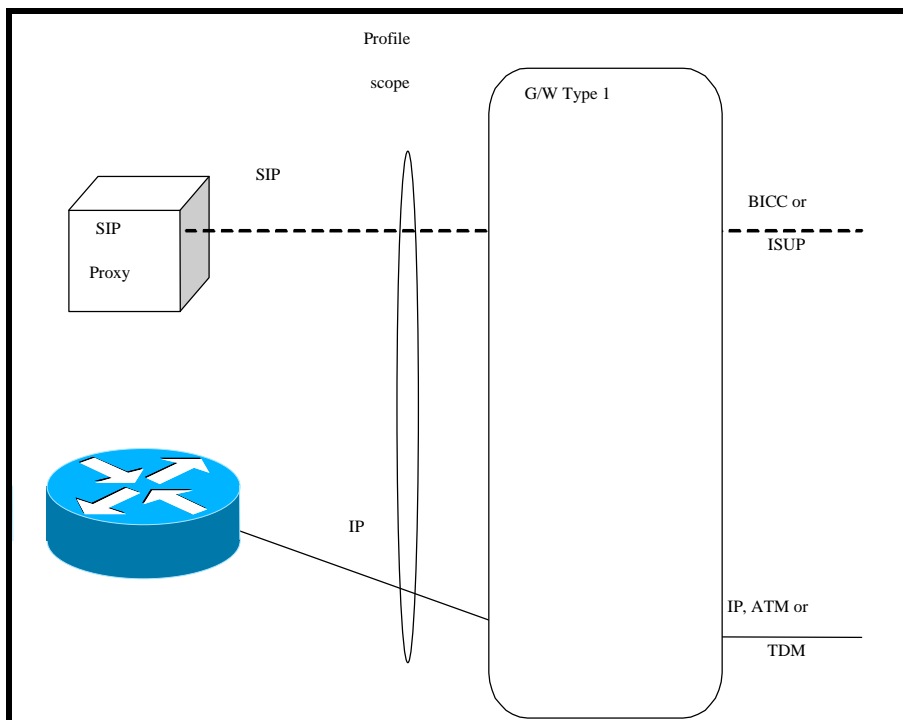


Figure 1: Profile Scope for SIP Interworking with BICC/ISUP with a Type 1 Gateway

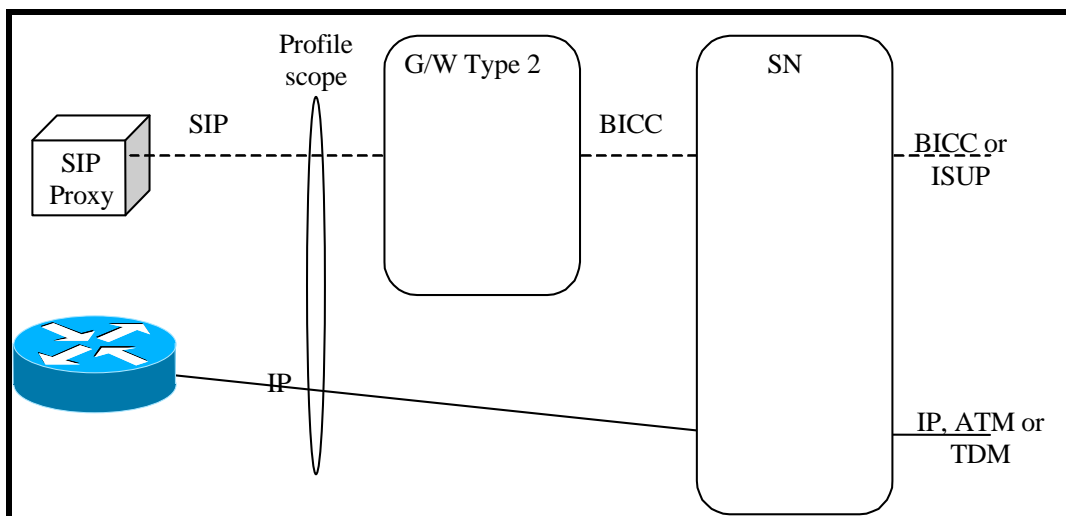


Figure 2: Profile Scope for SIP Interworking with BICC/ISUP with a Type 2 Gateway

4.2 SIP Profile C for Interworking Between SIP with MIME Encoding of ISUP and BICC/ISUP

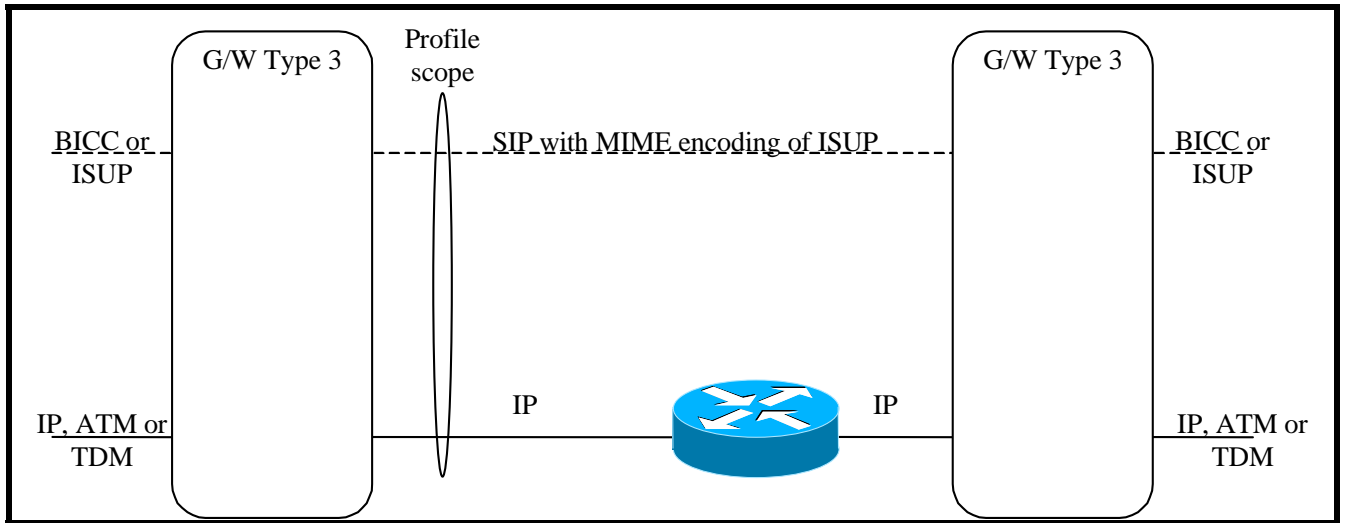


Figure 3: Profile Scope for SIP with MIME encoding of ISUP Interworking with BICC/ISUP with Type 3 Gateways

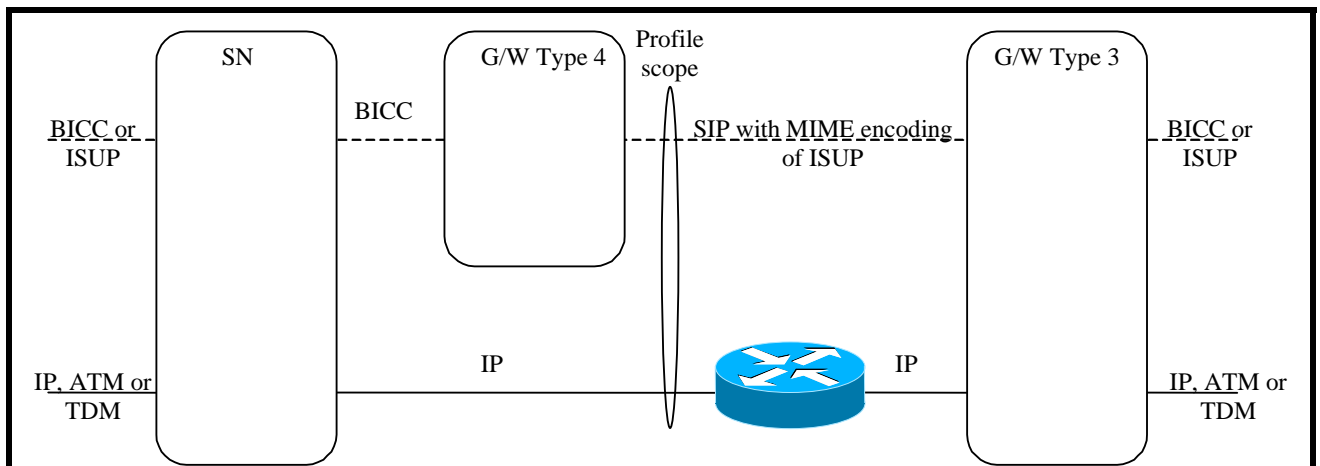


Figure 4: Profile Scope for SIP, with MIME Encoding of ISUP, Interworking with BICC/ISUP with Type 3 & 4 Gateways

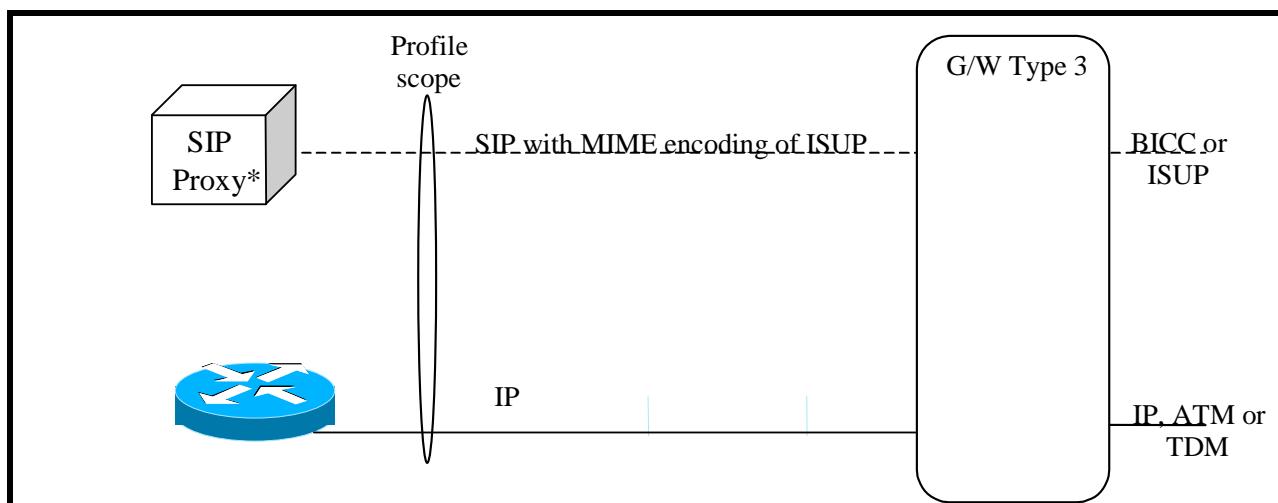


Figure 5: Profile Scope for SIP with MIME encoding of ISUP Interworking with BICC/ISUP with Type 3 Gateways

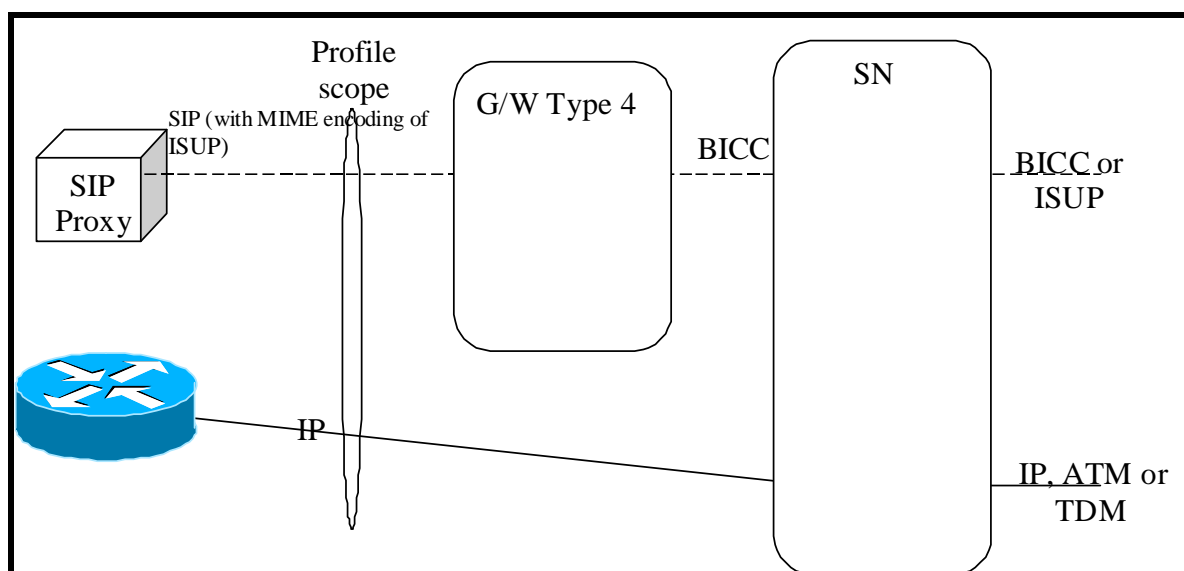


Figure 6: Profile Scope for SIP, with MIME Encoding of ISUP, Interworking with BICC/ISUP with Type 4 Gateway

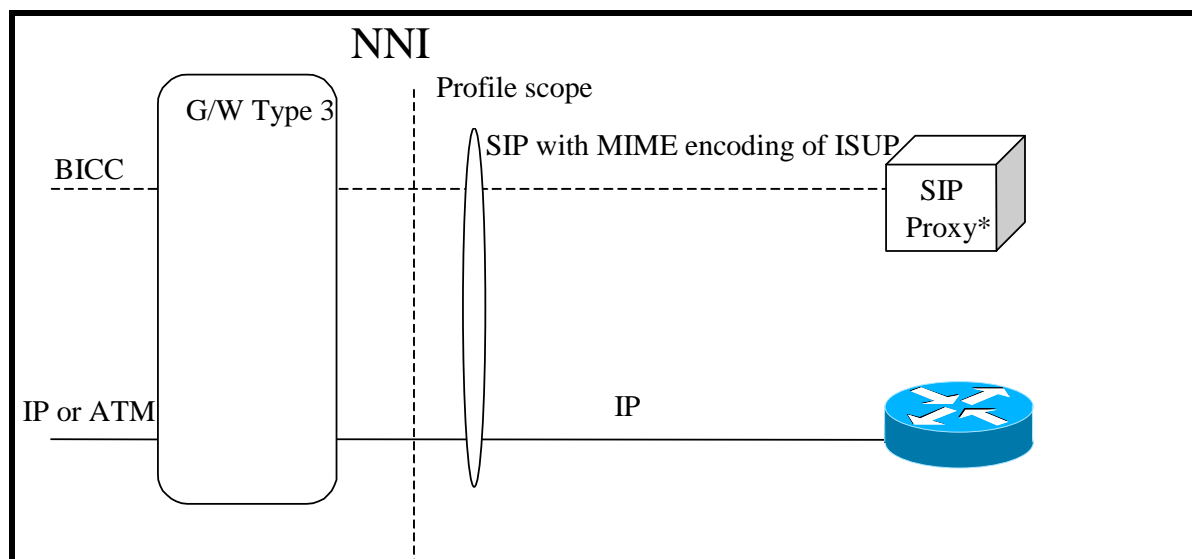


Figure 7: Profile for SIP, with MIME Encoding of ISUP, Interworking with BICC/ISUP with Type 3 Gateway

5 PICS proforma

5.1 Instructions for completing the PICS proforma

5.1.1 Other information

More detailed instructions are given at the beginning of the different clauses of the PICS proforma.

The supplier of the implementation shall complete the PICS proforma in each of the spaces provided. If necessary, the supplier may provide additional comments separately in clause 5.4.

5.1.2 Purposes and structure

The purpose of this PICS proforma is to provide a mechanism whereby a supplier of an implementation of the requirements defined in reference specification [1] to [19] may provide information about the implementation in a standardized manner.

The PICS proforma is subdivided into clauses for the following categories of information:

- instructions for completing the PICS proforma;
- identification of the implementation;
- identification of the reference protocol specification;
- PICS proforma tables (containing the global statement of conformance).

5.1.3 Conventions

The PICS proforma is composed of information in tabular form in accordance with the guidelines presented in ISO/IEC 9646-7 [9].

Item column

It contains a number that identifies the item in the table.

Item description column

It describes each respective item (e.g. parameters, timers, etc.).

Reference column

It gives reference to the specification(s) [1] to [19], except where explicitly stated otherwise.

Status column

The following notations, defined in ISO/IEC 9646-7 [9], are used for the status column:

- m mandatory - the capability is required to be supported.
- n/a not applicable - in the given context, it is impossible to use the capability. No answer in the support column is required.
- o optional - the capability may be supported or not.
- o.i qualified optional - for mutually exclusive or selectable options from a set. "i" is an integer which identifies a unique group of related optional items and the logic of their selection which is defined immediately following the table.
- ci conditional - the requirement on the capability ("m", "o" or "n/a") depends on the support of other optional or conditional items. "i" is an integer identifying a unique conditional status expression that is defined immediately following the table. For nested conditional expressions, the syntax "IF ... THEN (IF ... THEN ... ELSE...) ELSE ..." shall be used to avoid ambiguities. If an ELSE clause is omitted, "ELSE n/a" shall be implied.

NOTE: Support of a capability means that the capability is implemented in conformance to the specification(s) [1] to [19].

Support column

The support column shall be filled in by the supplier of the implementation. The following common notations, defined in ISO/IEC 9646-7 [9], are used for the support column:

- Y or y supported by the implementation.
- N or n not supported by the implementation.
- N/A or n/a or "no answer required" (allowed only if the status is N/A, directly or after evaluation of a conditional status).

Values allowed column

This column contains the values or the ranges of values allowed.

Values supported column

The support column shall be filled in by the supplier of the implementation. In this column the values or the ranges of values supported by the implementation shall be indicated.

References to items

For each possible item answer (answer in the support column) within the PICS proforma, a unique reference exists. It is defined as the table identifier, followed by a slash character "/", followed by the item number in the table. If there is more than one support column in a table, the columns shall be discriminated by letters (a, b, etc.) respectively.

EXAMPLE: 5/4 is the reference to the answer of item 4 in table 5.

5.2 Identification of the implementation

Identification of the Implementation Under Test (IUT) and the system in which it resides - the System Under Test (SUT) should be filled in so as to provide as much detail as possible regarding version numbers and configuration options.

The product supplier information and client information should both be filled in if they are different.

A person who can answer queries regarding information supplied in the ICS should be named as the contact person.

5.2.1 Date of the statement

Date of the statement:	
------------------------	--

5.2.2 Implementation Under Test (IUT) identification

IUT name:	
IUT version:	

5.2.3 System Under Test (SUT) identification

SUT name:	
Hardware configuration:	
Operating system:	

5.2.4 Product supplier

Name:	
Address:	
Telephone number:	
Facsimile number:	
Additional information:	

5.2.5 Client

Name:	
Address:	
Telephone number:	
Facsimile number:	
Additional information:	

5.2.6 PICS contact person

Name:	
Telephone number:	
Facsimile number:	
Additional information:	

5.3 PICS proforma tables

5.3.1 Global statement of conformance

	(Yes/No)
Are all mandatory capabilities implemented?	

NOTE: Answering "No" to this question indicates non-conformance to the reference protocol specification. Non-supported mandatory capabilities are to be identified in the PICS, with an explanation of why the implementation is non-conforming.

5.3.2 Roles

Table 1: Roles

Item	Is the implementation ...	Reference	Status	Support
1	Profile A?	ITU-T TRQ.2815 [17]	o.11	
2	Profile B?	ITU-T TRQ.2815 [17]	o.11	
3	Profile C?	ITU-T TRQ.2815 [17]	o.11	
4	connected with a BICC Network?	Rec. ITU-T Q.1902.2 [2]	o.12	
5	connected with an ISUP Network?	Rec. ITU-T Q.764 [1]	o.12	
6	connected with a μ -law network?	Clauses 6.1 and 7.1 of ITU-T TRQ.2815 [17]	o	
7	an outgoing international exchange?	Rec. ITU-T Q.764 [1]	o	
8	an incoming international exchange?	Rec. ITU-T Q.764 [1]	o	
9	Void		o	

NOTE: o.11: It is mandatory to support at least one of these items.
o.12: It is mandatory to support one of these items.

5.3.3 Connection types

Table 2: Connection types

Item	Is the exchange able to ...	Reference	Status	Support
1	support the media type "audio" and media format 0, 8?	Clauses 6.1.3.5.1 and 7.1.1.1 of Rec. ITU-T Q.1912.5 [10]	o.21	
2	support the media type "audio" and media format 9?	Clauses 6.1.3.5.1 and 7.1.1.1 of Rec. ITU-T Q.1912.5 [10]	o.21	
3	support the media type "audio" and attribute value CLEARMODE?	Clauses 6.1.3.5.1 and 7.1.1.1 of Rec. ITU-T Q.1912.5 [10]	o.21	
4	support the media type "image" and media format t38?	Clauses 6.1.3.5.1 and 7.1.1.1 of Rec. ITU-T Q.1912.5 [10]	o.21	
5	support the dynamic assignment for codec?	Clauses 6.1.3.5.1 and 7.1.1.1 of Rec. ITU-T Q.1912.5 [10]	o.21	
6	use the transport protocol udptl?	RFC 768 [12]	o	
7	use the transport protocol tcptl?	RFC 761 [13]	o	
8	Support the transcoding of the AMR codec to G.711 PCM	RFC 4867 [18]	o	

NOTE: o.21: It is mandatory to support at least one of these items.

5.3.4 Forward address signalling

Table 3: Forward address signalling

Item	Is the exchange [role] able to ...	Reference	Status	Support
1	SIP use the <i>en bloc</i> operation in the forward address signalling (sending)?	Clause 7.1 of Rec. ITU-T Q.1912.5 [10]	o.31	
2	SIP use the overlap operation in the forward address signalling (sending)?	Clause 7.1 of Rec. ITU-T Q.1912.5 [10]	o.31	
3	SIP support the <i>en bloc</i> operation in the forward address signalling (receiving)?	Clause 6.1 of Rec. ITU-T Q.1912.5 [10]	o	
4	SIP support the overlap operation in the forward address signalling (receiving)?	Clause 6.1 of Rec. ITU-T Q.1912.5 [10]	o	
5	ISUP use the <i>en bloc</i> operation in the forward address signalling (sending)?	Clause 6.1 of Rec. ITU-T Q.1912.5 [10]	o.32	
6	ISUP use the overlap operation in the forward address signalling (sending)?	Clause 6.1 of Rec. ITU-T Q.1912.5 [10]	o.32	
7	ISUP support the <i>en bloc</i> operation in the forward address signalling (receiving)?	Clause 7.1 of Rec. ITU-T Q.1912.5 [10]	o	
8	ISUP support the overlap operation in the forward address signalling (receiving)?	Clause 7.1 of Rec. ITU-T Q.1912.5 [10]	o	

NOTE: o.31: It is mandatory to support at least one of these items.
o.32: It is mandatory to support one of these items.

5.3.5 Role independent capabilities

Table 4: Role independent capabilities

Item	Is the exchange able to ...	Reference	Status	Support
1	use the Continuity check procedures during call setup?	Clause 6.1.2 of Rec. ITU-T Q.1912.5 [10]	o	
2	support the Continuity check procedures during call setup?	Clause 2.1.8 of Rec. ITU-T Q.764 [1] Clauses 7.2 and 7.3 of Rec. ITU-T Q.1902.4 [2]	m	
3	support hop counter procedure?	Clauses 6.1.3.9 and 7.1.4 of Rec. ITU-T Q.1912.5 [10]	c41	
4	support internal resource reservations (preconditions used)?	Clause 6.1.2 2 of Rec. ITU-T Q.1912.5 [10]	o	
5	support the reliability of provisional responses?	RFC 3262 [8]	o	
6	perform the automatic repeat attempt?	Clause 2.8.1 of Rec. ITU-T Q.764 [1] Clause 12.4 of Rec. ITU-T Q.1902.4 [2]	o	
7	support the propagation delay determination procedure?	Clause 2.6 of Rec. ITU-T Q.764 [1] Clause 8.5 of Rec. ITU-T Q.1902.4 [2]	o	
8	perform the automatic repeat attempt in case of dual seizure?	Clause 2.9.1 of Rec. ITU-T Q.764 [1] Clause 13.2 of Rec. ITU-T Q.1902.4 [2]	o	
9	send ACM after determination of end of address signalling?	Clause 7.1 1 of Rec. ITU-T Q.1912.5 [10]	o	
10	map the REL cause value into the reason header field of a SIP message (BYE, CANCEL or SIP final response)?	Clauses 6.11.2 and 7.7.1 of Rec. ITU-T Q.1912.5 [10]	c41	
11	map a received reason header fields included in a SIP message (BYE, CANCEL or SIP final response) to the ISUP cause value in the sent REL?	Clauses 6.11.1 and 7.7.2 of Rec. ITU-T Q.1912.5 [10]	c41	
12	interwork the SIP Failure response to ISUP?	Note 1 of table 40 in Rec. ITU-T Q.1912.5 [10]	o	
13	derive the Display-name in the "From header field" from the "additional calling party number" or "calling party number"?	Clause 7.1.3/table 28 in Rec. ITU-T Q.1912.5 [10]	c41	
14	control exchange for the Suspend procedure?	Clause 6.9 of Rec. ITU-T Q.1912.5 [10]	o	
15	use internal resource reservations (preconditions used)?	Clauses 6.1.1 1) b) and 7.1 B, D of Rec. ITU-T Q.1912.5 [10]	o	

Item	Is the exchange able to ...	Reference	Status	Support
16	control charging?	Clause 2.1.4.2 of Rec. ITU-T Q.764 [1]	o	
17	satisfy the call using a new address provided in a Contact header field received in a 3xx response?	Clause 13.2.2.2 of RFC 3261 [7]	o	
18	perform transcoding of media stream at the I-IWU?	Clause 6.1.3.5.1 of Rec. ITU-T Q.1912.5 [10]	c42	
19	Refuse an offer with a 415 Unsupported media type response if more than one media type is received in a SDP?	Clause 6.1.3.5.4 of Rec. ITU-T Q.1912.5 [10]	c41	
20	derive the Display-name in the "P-Asserted-Identity header field" from the "calling party number" or "additional calling party number"?	Clause 7.1.3/table 29 of Rec. ITU-T Q.1912.5 [10]	o	
21	redirect to a new destination according the BICC/ISUP requirements if a REL is received with cause 23?	Clause 6.11.2/table 21 of Rec. ITU-T Q.1912.5 [10]	o	
22	support the ISDN User Part availability control?	Clause 2.13 of Rec. ITU-T Q.764 [1]	o	
23	Void		o	
24	Void		o	
NOTE: c41: IF 1/9 THEN m ELSE o. c42: IF 1/2 (THEN IF 1/9 THEN n/a ELSE o) ELSE n/a.				

5.3.6 Supplementary Services Major Capabilities

Table 5: Supplementary Services Major Capabilities

Item	Is the exchange able to ...	Reference in Rec. ITU-T Q.1912.5 [10]	Status	Support
1	support the service Calling Line Identification Presentation (CLIP)?	Annex B.1	m	
2	support the service Calling Line Identification Restriction (CLIR)?	Annex B.1	m	
3	support the service Connected Line Identification Presentation (COLP)?	Annex B.2	o	
4	support the service Connected Line Identification Restriction (COLR)?	Annex B.2	o	
5	support the service Call Hold (HOLD)?	Annex B.10	o	
6	support the service Terminal Portability (TP)?	Annex B.13	o	
7	support the service Closed User Group (CUG)?	Annex B.16	o	
8	support the service Sub-addressing (SUB)?	Annex B.5	o	
9	support the service Malicious Call Identification (MCID)?	Annex B.4	o	
10	support the service Conference Call, add-on (CONF)?	Annex B.14	o	
11	support the service Explicit Call Transfer (ECT)?	Annex B.8	o	
12	support the service Call Forwarding Busy (CFB)?	Annex B.6	o	
13	support the service Call Forwarding No Reply (CFNR)?	Annex B.6	o	
14	support the service Call Forwarding Unconditional (CFU)?	Annex B.6	o	
15	support the service Call Deflection (CD)?	Annex B.6	o	
16	support the service Call Waiting (CW)?	Annex B.9	o	
17	support the service Completion Call to busy subscriber (CCBS)?	Annex B.11	o	
19	support the Three-Party (3PTY) service?	Annex B.15	o	
20	support the service Completion Call on No Reply (CCNR)?	Annex B.12	o	
21	support the service Anonymous Call Rejection (ACR)?	Annex B.22	c.51	
22	support the interworking of the Closed User Group (CUG) supplementary service?	Annex B.16	o	
23	support the interworking of the User-to-User Signalling (UUS) supplementary service?	Annex B 21	o	
NOTE: c.51: IF 1/9 THEN o ELSE n/a.				

Table 6: Calling Line Identification (CLI)

Item	Is the exchange [role] able to ...	Reference	Status	Support
1	include a network provided E.164 calling party number if the P-Asserted -Identity header field has not been received or not in the format '+CC+NDC+SN; address signal: network provided?	Table 7 of Rec. ITU-T Q.1912.5 [10]	o	
2	include a network provided E.164 calling party number if the P-Asserted -Identity header field has not been received or not in the format '+CC+NDC+SN, the From header field is in the format '+CC+NDC+SN; address signal: derived from the From header field?	Table 7 of Rec. ITU-T Q.1912.5 [10]	o	
3	include an additional calling party number if a From header field has been received in the format '+CC+NDC+SN; address signal: derived from the From header field?	Table 7 of Rec. ITU-T Q.1912.5 [10]	o	
4	discard the calling party number in case of bilateral agreements if it is "presentation restricted"?	Clause 3.5.2.3.1 of Rec. ITU-T Q.731.1 [14]	o	
5	discard the additional calling party number in case of bilateral agreements if it is "presentation restricted"?	Clause 3.5.2.3.1 of Rec. ITU-T Q.731.1 [14]	o	
6	discard the calling party number, if the address is marked not available?	Clause 3.5.2.3.1 of Rec. ITU-T Q.731.1 [14]	o	
7	discard the additional calling party number in case of bilateral agreements if it is "presentation allowed"?	Network option	o	
8	discard the calling party number in case of bilateral agreements if it is "presentation allowed"?	Network option	o	
9	send a Calling Party Number with a Number Presentation restriction Indicator set to "presentation allowed" if no P-Asserted -Identity header field has not been received or if received it is not in the format '+CC+NDC+SN?	Table 7 of Rec. ITU-T Q.1912.5 [10]	o	
10	send a Calling Party Number with a Number Presentation restriction Indicator set to "presentation restricted" if no P-Asserted -Identity header field has not been received or if received it is not in the format '+CC+NDC+SN?	Table 7 of Rec. ITU-T Q.1912.5 [10]	c.61	
11	send a Calling Party Number with an Number Presentation restriction Indicator set to "address not available" if no P-Asserted -Identity header field has not been received or if received it is not in the format '+CC+NDC+SN?	Table 7 of Rec. ITU-T Q.1912.5 [10]	o	
12	send a Calling Party Number with an Number Presentation restriction Indicator set to "presentation restricted by the network" if no P-Asserted -Identity header field has not been received or if received it is not in the format '+CC+NDC+SN?	Table 7 of Rec. ITU-T Q.1912.5 [10]	c.62	
NOTE: c.61: IF 1/9 THEN n/a ELSE o. c.62: IF 1/9 THEN o ELSE n/a.				

Table 7: Connected Line identification (COL)

Item	Is the exchange [role] able to ...	Reference	Status	Support
1	discard the connected number in case of bilateral agreements if it is "presentation restricted"?	Clause 5.5.2.4.1 of Rec. ITU-T Q.731.5 [15]	o	
2	discard the additional connected number in case of bilateral agreements if it is "presentation restricted"?	Clause 5.5.2.4.1 of Rec. ITU-T Q.731.5 [15]	o	
3	discard the connected number in case of bilateral agreements if it is "presentation allowed"?	Network option	o	
4	discard the additional connected number in case of bilateral agreements if it is "presentation allowed"?	Network option	o	
5	Adding a prefix to an international connected number?	Clause 5.5.2.3.1 of Rec. ITU-T Q.731.1 [14]	o	

Table 8: HOLD

Item	Is the exchange [role] able to ...	Reference	Status	Support
1	support that a party can put the other party on hold after alerting has commenced?	Annex B.10 of Rec. ITU-T Q.1912.5 [10]	o	
2	support that a party can put the other party on hold after the calling user has provided all of the information necessary for processing the call?	Annex B.10 of Rec. ITU-T Q.1912.5 [10]	o	
3	Does the network support the hold and resume of media streams using the UPDATE method in the confirmed dialogue?	Annex B.10 of Rec. ITU-T Q.1912.5 [10]	o	

Table 9: Malicious Call Identification (MCID)

Item	Is the exchange [role] able to ...	Reference	Status	Support
1	return an IRS with bit A of the MCID response indicator set to 0 "MCID not included", if the network does not support the MCID service?	Clause 7.5.2.3.2 of Rec. ITU-T Q.731.7 [3]	o	
2	held the IP bearer after the release of the call?	Annex B.4 of Rec. ITU-T Q.1912.5 [10]	o	

Table 10: Call DIVersion service (CDIV)

Item	Is the exchange [role] able to ...	Reference	Status	Support
1	discard the original called number if case of bilateral agreements?	Clause 3.5.2.3.1 of Rec. ITU-T Q.732.2 [4]	o	
2	discard the redirecting number if case of bilateral agreements?	Clause 3.5.2.3.1 of Rec. ITU-T Q.732.2 [4]	o	
3	add a prefix to an international original called number ?	Clause 3.5.2.4.1 of Rec. ITU-T Q.732.2 [4]	o	
4	add a prefix to an international redirecting number ?		o	
5	discard the redirection number in case of bilateral agreements?	Clause 3.5.2.3.1 of Rec. ITU-T Q.732.2 [4]	o	

Table 11: User-to-user service

Item	Is the exchange [role] able to ...	Reference	Status	Support
1	understand an explicit user-to-user request?	Clauses 1.1.5.2.5.2.2, 1.2.5.2.5.2.1 and 1.3.5.2.5.2.1 of Rec. ITU-T Q.737.1 [6]	o	
2	support the rejection procedure of an explicit service request or discarding of user-to-user information as described in clause 1.1.5.x.5.2 of Rec. ITU-T Q.737.1 [6]?	Clause 1.1.5.2.2.2 of Rec. ITU-T Q.737.1 [6]	o	
3	reject a user-to-user request service 3 not essential after call set-up using the FRJ message?	Clause 1.3.5.2.5.2.2 of Rec. ITU-T Q.737.1 [6]	o	

Table 12: ECT

Item	Is the exchange [role] able to ...	Reference	Status	Support
1	return a LOP (response) message with the indication "insufficient information"?	Clause 7.7 of Rec. ITU-T Q.732.7 [5]	o	

5.3.7 Timers

Table 13: Timers

Item	Use of ...	Reference	Status	Support	Values in seconds	
					allowed	supported
1	T_{oiw1}	Clause 7.8/Table 41 of Rec. ITU-T Q.1912.5 [10]	m		4 to 6	
2	T_{oiw2}	Clause 7.8/Table 41 of Rec. ITU-T Q.1912.5 [10]	m		4 to 14	
3	T_{oiw3}	Clause 7.8/Table 41 of Rec. ITU-T Q.1912.5 [10]	m		4 to 6	
4	ISUP T6	Annex A of Rec. ITU-T Q.764 [1]	o		Rec. ITU-T Q.118 [16]	
5	ISUP T7	Annex A of Rec. ITU-T Q.764 [1]	o		20 to30	
6	ISUP T9	Annex A of Rec. ITU-T Q.764 [1]	o		Rec. ITU-T Q.118 [16]	

5.4 Additional information for PICS

This clause contains all additional comments provided by the supplier of the implementation (see clause 5.1.1).

Annex A (informative): Bibliography

- Recommendation ITU-T Q.732.3 (1999): "Stage 3 description for call offering supplementary services using Signalling System No. 7: Call Forwarding No Reply (CFNR)".
- Recommendation ITU-T Q.732.4 (1999): "Stage 3 description for call offering supplementary services using Signalling System No. 7: Call Forwarding Unconditional (CFU)".
- Recommendation ITU-T Q.732.5 (1999): "Stage 3 description for call offering supplementary services using Signalling System No. 7: Call Deflection (CD)".
- Recommendation ITU-T Q.733.1 (1992): "Stage 3 description for call completion supplementary services using Signalling System No. 7: Call waiting (CW)".
- Recommendation ITU-T Q.733.2 (1993): "Stage 3 description for call completion supplementary services using Signalling System No. 7: Call hold (HOLD)".
- Recommendation ITU-T Q.733.3 (1997): "Stage 3 description for call completion supplementary services using Signalling System No. 7: Completion of calls to busy subscriber (CCBS)".
- Recommendation ITU-T Q.733.4 (1993): "Stage 3 description for call completion supplementary services using Signalling System No. 7: Terminal portability (TP)".
- Recommendation ITU-T Q.733.5 (1999): "Stage 3 description for call completion supplementary services using Signalling System No. 7: Completion of calls on no reply".
- Recommendation ITU-T Q.734.1 (1993): "Stage 3 description for multiparty supplementary services using Signalling System No. 7: Conference calling".
- Recommendation ITU-T Q.734.2 (1996): "Stage 3 description for multiparty supplementary services using Signalling System No. 7: Three-party service".
- Recommendation ITU-T Q.735.1 (1993): "Stage 3 description for community of interest supplementary services using Signalling System No. 7: Closed user group (CUG)".
- Recommendation ITU-T Q.735.3 (1993): "Stage 3 description for community of interest supplementary services using Signalling System No. 7: Multi-level precedence and pre-emption".
- Recommendation ITU-T Q.735.6 (1996): "Stage 3 description for community of interest supplementary services using Signalling System No. 7: Global Virtual Network Service (GVNS)".
- Recommendation ITU-T Q.736.1 (1995): "Stage 3 description for charging supplementary services using Signalling System No. 7: International Telecommunication Charge Card (ITCC)".
- Recommendation ITU-T Q.736.3 (1995): "Stage 3 description for charging supplementary services using Signalling System No. 7: Reverse charging (REV)".
- Recommendation ITU-T Q.850 (1998): "Usage of cause and location in the Digital Subscriber Signalling System No. 1 and the Signalling System No. 7 ISDN User Part".
- IETF RFC 2046 (1996): "Multipurpose Internet Mail Extensions (MIME) Part Two: Media Types".
- IETF RFC 2327 (1998): "SDP: Session Description Protocol".
- IETF RFC 2806 (2000): "URLs for Telephone Calls".
- IETF RFC 3204 (2001): "MIME media types for ISUP and QSIG Objects".
- IETF RFC 3264 (2002): "An Offer/Answer Model with the Session Description Protocol (SDP)".
- IETF RFC 3311 (2002): "The Session Initiation Protocol UPDATE Method".

- IETF RFC 3312 (2002): "Integration of Resource Management and Session Initiation Protocol (SIP)".
- IETF RFC 3323 (2002): "A Privacy Mechanism for the Session Initiation Protocol (SIP)".
- IETF RFC 3326 (2002): "The Reason Header Field for the Session Initiation Protocol".
- ISO/IEC 9646-1 (1994): "Conformance testing methodology and framework - Part 1: General Concepts".
- ISO/IEC 9646-2 (1994): "Conformance testing methodology and framework - Part 2: Abstract Test Suite Specification".
- ISO/IEC 9646-3 (1992): "Conformance testing methodology and framework - Part 3: The Tree and Tabular Combined Notation".
- ISO/IEC 9646-3/DAM 1 (1992): "Conformance testing methodology and framework - Part 3: The Tree and Tabular Combined Notation; Amendment 1: TTCN extensions".
- ISO/IEC 9646-5 (1994): "Conformance testing methodology and framework - Part 5: Requirements on test laboratories and clients for the conformance assessment process".
- Recommendation ITU-T Q.767 (1991): "Application of the ISDN user part of CCITT signalling system No. 7 for international ISDN interconnections".

History

Document history		
V3.1.1	June 2010	Publication
V3.2.1	October 2014	Publication