

**Electromagnetic compatibility  
and Radio spectrum Matters (ERM);  
Conformance testing for the Peer-to-Peer  
Digital Private Mobile Radio;  
Part 2: Test Suite Structure and  
Test Purposes (TSS&TP) specification**

---



---

**Reference**

RTS/ERM-TGDMMR-269-2

---

**Keywords**

digital, mobile, radio, testing, TSS&amp;TP

**ETSI**

---

650 Route des Lucioles  
F-06921 Sophia Antipolis Cedex - FRANCE

Tel.: +33 4 92 94 42 00 Fax: +33 4 93 65 47 16

Siret N° 348 623 562 00017 - NAF 742 C  
Association à but non lucratif enregistrée à la  
Sous-Préfecture de Grasse (06) N° 7803/88

---

**Important notice**

Individual copies of the present document can be downloaded from:

<http://www.etsi.org>

The present document may be made available in more than one electronic version or in print. In any case of existing or perceived difference in contents between such versions, the reference version is the Portable Document Format (PDF). In case of dispute, the reference shall be the printing on ETSI printers of the PDF version kept on a specific network drive within ETSI Secretariat.

Users of the present document should be aware that the document may be subject to revision or change of status. Information on the current status of this and other ETSI documents is available at

<http://portal.etsi.org/tb/status/status.asp>

If you find errors in the present document, please send your comment to one of the following services:

[http://portal.etsi.org/chaicor/ETSI\\_support.asp](http://portal.etsi.org/chaicor/ETSI_support.asp)

---

**Copyright Notification**

No part may be reproduced except as authorized by written permission.  
The copyright and the foregoing restriction extend to reproduction in all media.

© European Telecommunications Standards Institute 2008.  
All rights reserved.

**DECT**<sup>TM</sup>, **PLUGTESTS**<sup>TM</sup>, **UMTS**<sup>TM</sup>, **TIPHON**<sup>TM</sup>, the TIPHON logo and the ETSI logo are Trade Marks of ETSI registered for the benefit of its Members.

**3GPP**<sup>TM</sup> is a Trade Mark of ETSI registered for the benefit of its Members and of the 3GPP Organizational Partners.

# Contents

Intellectual Property Rights .....	4
Foreword.....	4
1 Scope .....	5
2 References .....	5
2.1 Normative references .....	5
2.2 Informative references.....	6
3 Abbreviations .....	6
4 Test Suite Structure (TSS).....	6
5 Test Purposes (TP) .....	7
5.1 ISF CSF Common .....	7
5.1.1 All Call .....	7
5.1.2 channel access.....	9
5.1.3 framing.....	12
5.1.3.1 end frame.....	25
5.1.3.2 header frames .....	25
5.1.3.2.1 call information field .....	25
5.1.3.3 packet data frame .....	25
5.1.3.4 superframe.....	26
5.1.3.4.1 type 1 data .....	26
5.1.3.4.2 type 2 data .....	28
5.1.3.4.3 voice .....	31
5.1.4 late entry .....	31
5.1.5 powersave .....	32
5.1.6 talking party ID.....	33
5.1.7 Slow User Data .....	34
5.2 CSF.....	35
5.2.1 broadcast call .....	35
5.2.2 dialling plan .....	35
5.2.3 individual short data message .....	42
5.2.3.1 ISDM free text message .....	42
5.2.3.2 ISDM precoded message.....	43
5.2.3.3 ISDM short file transfer .....	44
5.2.3.4 ISDM status message .....	45
5.2.4 OACSU.....	45
5.2.5 short appended data .....	46
5.2.6 slow user data .....	47
5.2.7 type 3 data.....	48
5.3 ISF.....	50
<b>Annex A (normative): dPMR conformance test configurations .....</b>	<b>51</b>
<b>Annex B (normative): dPMR TPLan conformance testing user definitions .....</b>	<b>53</b>
History .....	56

---

## Intellectual Property Rights

IPRs essential or potentially essential to the present document may have been declared to ETSI. The information pertaining to these essential IPRs, if any, is publicly available for **ETSI members and non-members**, and can be found in ETSI SR 000 314: "*Intellectual Property Rights (IPRs); Essential, or potentially Essential, IPRs notified to ETSI in respect of ETSI standards*", which is available from the ETSI Secretariat. Latest updates are available on the ETSI Web server (<http://webapp.etsi.org/IPR/home.asp>).

Pursuant to the ETSI IPR Policy, no investigation, including IPR searches, has been carried out by ETSI. No guarantee can be given as to the existence of other IPRs not referenced in ETSI SR 000 314 (or the updates on the ETSI Web server) which are, or may be, or may become, essential to the present document.

---

## Foreword

This Technical Specification (TS) has been produced by ETSI Technical Committee Electromagnetic compatibility and Radio spectrum Matters (ERM).

The present document is part 2 of a multi-part deliverable covering the Electromagnetic compatibility and Radio spectrum Matters (ERM); Conformance testing for the Peer-to-Peer Digital Private Mobile Radio, as identified below:

- Part 1: "Protocol Implementation Conformance Statement (PICS) proforma";
- Part 2: "Test Suite Structure and Test Purposes (TSS&TP) specification";**
- Part 3: "Requirements catalogue";
- Part 4: "Abstract Test Suite (ATS)";
- Part 5: "Interoperability Test Suite Structure and Test Purposes (TSS&TP) specification";
- Part 6: "Test descriptions (TD)".

---

# 1 Scope

The present document specifies the conformance Test Purposes (TPs) for the Peer-to-Peer Digital Private Mobile Radio (dPMR) standard, TS 102 490 [1]. TPs are defined using the TPLan notation described in ES 202 553 [i.1]. Test purposes have been written based on the test specification framework described in TS 102 351 [2] and based on the methodology defined in ISO/IEC 9646-2 [3].

---

## 2 References

References are either specific (identified by date of publication and/or edition number or version number) or non-specific.

- For a specific reference, subsequent revisions do not apply.
- Non-specific reference may be made only to a complete document or a part thereof and only in the following cases:
  - if it is accepted that it will be possible to use all future changes of the referenced document for the purposes of the referring document;
  - for informative references.

Referenced documents which are not found to be publicly available in the expected location might be found at <http://docbox.etsi.org/Reference>.

For online referenced documents, information sufficient to identify and locate the source shall be provided. Preferably, the primary source of the referenced document should be cited, in order to ensure traceability. Furthermore, the reference should, as far as possible, remain valid for the expected life of the document. The reference shall include the method of access to the referenced document and the full network address, with the same punctuation and use of upper case and lower case letters.

NOTE: While any hyperlinks included in this clause were valid at the time of publication ETSI cannot guarantee their long term validity.

### 2.1 Normative references

The following referenced documents are indispensable for the application of the present document. For dated references, only the edition cited applies. For non-specific references, the latest edition of the referenced document (including any amendments) applies.

- [1] ETSI TS 102 490 (V1.3.1): "Electromagnetic compatibility and Radio spectrum Matters (ERM); Peer-to-Peer Digital Private Mobile Radio using FDMA with a channel spacing of 6,25 kHz with e.r.p. of up to 500 mW".
- [2] ETSI TS 102 351 (V2.1.1): "Methods for Testing and Specification (MTS); Internet Protocol Testing (IPT); IPv6 Testing: Methodology and Framework".
- [3] ISO/IEC 9646-2: "Information technology - Open Systems Interconnection - Conformance testing methodology and framework - Part 2: Abstract Test Suite specification".
- [4] ETSI TS 102 587-3: "Electromagnetic compatibility and Radio spectrum Matters (ERM); Peer-to-Peer Digital Private Mobile Radio; Part 3: Requirements catalogue".

## 2.2 Informative references

The following referenced documents are not essential to the use of the present document but they assist the user with regard to a particular subject area. For non-specific references, the latest version of the referenced document (including any amendments) applies.

- [i.1] ETSI ES 202 553: "Methods for testing and Specification (MTS); TPLan: A notation for expressing test Purposes".

---

## 3 Abbreviations

For the purposes of the present document, the following abbreviations apply:

CF	(Test) ConFiguration
CSF	Configured Services and Facilities
dPMR	digital Private Mobile Radio
ISDM	Individual Short Data Message
ISF	Initial Services and Facilities
IUT	Implementation Under Test
MS	Mobile Station
OACSU	Off Air Call Set-Up
PTT	Push To Talk
RC	Requirements Catalogue
RQ	ReQuirement
TP	Test Purpose
TSS	Test Suite Structure

---

## 4 Test Suite Structure (TSS)

The Test Suite Structure is based on the dPMR Requirements Catalogue (TS 102 587-3 [4]). It is defined by the groups within the following TPLan specification of test purposes. The numbering is not contiguous so that new TPs can be added at a later date without the need to completely renumber the TSS groups.

The test purposes have been divided into three groups:

Group 1: Common requirements.

Group 2: CSF requirements.

Group 3: ISF requirements.

The sub-grouping of these three group follows the structure of the RC. Some of the sub-groups of the RC contained no testable requirement. Headings for those sub-groups are in this test purpose document in the node group to give a full view on the relation between RQ and TSS&TP.

```

Group 1 "ISF CSF Common"
Group 1.1 "All Call"
Group 1.2 "Channel Access"
Group 1.3 "Framing"
Group 1.3.1 "End frame"
Group 1.3.2 "Header frames"
Group 1.3.2.1 "Call information field"
Group 1.3.3 "Packet data frame"
Group 1.3.4 "Superframe"
Group 1.3.4.1 "Type 1 data"
Group 1.3.4.2 "Type 2 data"
Group 1.3.4.3 "Voice"
Group 1.4 "Late Entry"
Group 1.5 "Powersave"
Group 1.6 "Talking Party ID"
Group 2 "CSF"
Group 2.1 "Broadcast Call"
Group 2.2 "Dialling Plan"

```













```

TP id      : TP_PMR_1012_02
summary    : 'Acknowledgement response time'
RQ ref     : RQ_001_1012
TP type    : conformance
Role       : CSF
config     : CF_dPMR_01
TC ref     : TC_PMR_1012_02
with {     : IUT in standby and configured_for_polite_to_own_CC and configured_for_multiple_acks and
            : configured_to_use_Tack
}
ensure that {
  when {   : TESTER sends a continuous Voice_Transmission using 'a signal level of >-102 dBm' and
            : sends a Voice_Transmission using 'a signal level of >-82 dBm'
            : with an End_Frame containing ARQ set to '01b' }
  then {   : IUT sends up to 4 Ack_Frames within T_Ack seconds }
}

-- xxxxxxxxxxxxxxxxxxxxxxxxxxxxxxxxxxxxxxxxxxxxxxxxxxxxxxxxxxxxxxxxxxxxxxxxxxxxxxxxxxxxxxxxxxxxxxxxxxxxxxxxxxxxxxxxxxx

TP id      : TP_PMR_1012_03
summary    : 'Acknowledgement response time'
RQ ref     : RQ_001_1012
TP type    : conformance
Role       : CSF
config     : CF_dPMR_01
TC ref     : TC_PMR_1012_03
with {     : IUT in standby and configured_for_polite_to_own_CC and configured_for_multiple_acks
}
ensure that {
  when {   : TESTER sends a continuous Voice_Transmission using 'a signal level of >-102 dBm' and
            : sends a Voice_Transmission using 'a signal level of >-82 dBm'
            : with an End_Frame containing ARQ set to '01b' }
  then {   : IUT sends up to 4 Ack_Frames after the TESTER terminates the continuous
            : Voice_Transmission }
}

-- xxxxxxxxxxxxxxxxxxxxxxxxxxxxxxxxxxxxxxxxxxxxxxxxxxxxxxxxxxxxxxxxxxxxxxxxxxxxxxxxxxxxxxxxxxxxxxxxxxxxxxxxxxxxxxxxxxx

End group 1.2

```

### 5.1.3 framing

#### Group 1.3 'Framing'

```

-- xxxxxxxxxxxxxxxxxxxxxxxxxxxxxxxxxxxxxxxxxxxxxxxxxxxxxxxxxxxxxxxxxxxxxxxxxxxxxxxxxxxxxxxxxxxxxxxxxxxxxxxxxxxxxxxxxxx

TP id      : TP_PMR_0401_01
summary    : 'Payload frame length with voice data'
RQ ref     : RQ_001_0401
TP type    : conformance
Role       : ISF, CSF
config     : CF_dPMR_01
TC ref     : TC_PMR_0401_01
with {     : IUT in standby
}
ensure that {
  when {   : IUT is requested to start a Voice_Transmission }
  then {   : IUT sends Voice_Transmission containing 384 bit Payload_Frames }
}

-- xxxxxxxxxxxxxxxxxxxxxxxxxxxxxxxxxxxxxxxxxxxxxxxxxxxxxxxxxxxxxxxxxxxxxxxxxxxxxxxxxxxxxxxxxxxxxxxxxxxxxxxxxxxxxxxxxxx

TP id      : TP_PMR_0401_02
summary    : 'Payload frame length with Type 1 data'
RQ ref     : RQ_001_0401
TP type    : conformance
Role       : ISF, CSF
config     : CF_dPMR_01
TC ref     : TC_PMR_0401_02
with {     : IUT in standby
}
ensure that {
  when {   : IUT is requested to start a T1_Transmission }
  then {   : IUT sends T1_Transmission containing 384 bit Payload_Frames }
}

-- xxxxxxxxxxxxxxxxxxxxxxxxxxxxxxxxxxxxxxxxxxxxxxxxxxxxxxxxxxxxxxxxxxxxxxxxxxxxxxxxxxxxxxxxxxxxxxxxxxxxxxxxxxxxxxxxxxx

```



















































## 5.2 CSF

Group 2 'CSF'

### 5.2.1 broadcast call

Group 2.1 'Broadcast Call'

```

TP id      : TP_PMR_0838_01
summary    : 'CSF Broadcast calls'
RQ ref    : RQ_001_0838
TP type    : conformance
Role       : CSF
config     : CF_dPMR_01
TC ref     : TC_PMR_0838_01
with {     : IUT in standby
}
ensure that {
  when {   : IUT is requested to make a Broadcast_Call }
  then {   : IUT sends Voice_Transmission with Header_Frame
            : containing Communications_Format set to '0000b'}
}
-- xxxxxxxxxxxxxxxxxxxxxxxxxxxxxxxxxxxxxxxxxxxxxxxxxxxxxxxxxxxxxxxxxxxxxxxxxxxxxxxxxxxxxxxxxxxxxxxxxxxxxxxxxxxxxxxxxxx
End group 2.1

```

### 5.2.2 dialling plan

Group 2.2 'Dialling Plan'

```

TP id      : TP_PMR_1310_01
summary    : 'Transmitting individual call'
RQ ref    : RQ_001_1310
TP type    : conformance
Role       : CSF
config     : CF_dPMR_01
TC ref     : TC_PMR_1310_01
with {     : IUT configured_for_Standard_User_Interface and in standby
}
ensure that {
  when {   : IUT is requested to send a Voice_Transmission to an individual_address }
  then {   : IUT sends a Voice_Transmission
            : containing a Header_Frame
            : containing Called_Station_ID
            : set to the Tx_B2_conversion of the individual_address
}
}
-- xxxxxxxxxxxxxxxxxxxxxxxxxxxxxxxxxxxxxxxxxxxxxxxxxxxxxxxxxxxxxxxxxxxxxxxxxxxxxxxxxxxxxxxxxxxxxxxxxxxxxxxxxxxxxxxxxxx

TP id      : TP_PMR_1310_02
summary    : 'Receiving individual call'
RQ ref    : RQ_001_1310
TP type    : conformance
Role       : CSF
config     : CF_dPMR_01
TC ref     : TC_PMR_1310_02
with {     : IUT and configured_for_Standard_User_Interface in standby
}
ensure that {
  when {   : IUT receives a Voice_Transmission
            : containing Called_Station_ID
            : set to Tx_B2_conversion of the IUT individual_address }
  then {   : IUT outputs the 'audible test tone' }
}
-- xxxxxxxxxxxxxxxxxxxxxxxxxxxxxxxxxxxxxxxxxxxxxxxxxxxxxxxxxxxxxxxxxxxxxxxxxxxxxxxxxxxxxxxxxxxxxxxxxxxxxxxxxxxxxxxxxxx

```





```

TP id      : TP_PMR_1418_01
summary    : 'Masked dialling works for individual calls'
RQ ref     : RQ_001_1418
TP type    : conformance
Role       : CSF
config     : CF_dPMR_01
TC ref     : TC_PMR_1418_01
with {     : IUT configured_for_Standard_User_Interface
           : and in standby
           : and 'a dialling string input mask enabled'
}
ensure that {
  when {   : IUT has a valid masked_dialling_string entered or selected -- valid means the exact number
of digits as in mask
           : before IUT hash_key or dedicated_send_key is pressed }
  then {   : IUT sends a Voice_Transmission
           : with Header_Frame
           : containing Called_Station_ID set to the Tx_B2_conversion of the
           : 'address resulting from substituting the masked_dialling_string for
those digits of the IUT individual address that fall within the input mask' }
}

-- xxxxxxxxxxxxxxxxxxxxxxxxxxxxxxxxxxxxxxxxxxxxxxxxxxxxxxxxxxxxxxxxxxxxxxxxxxxxxxxxxxxxxxxxxxxxxxxxxxxxxxxxxxxxxxxxxxx

TP id      : TP_PMR_1418_02
summary    : 'Masked dialling for group'
RQ ref     : RQ_001_1418
TP type    : conformance
Role       : CSF
config     : CF_dPMR_01
TC ref     : TC_PMR_1418_02
with {     : IUT configured_for_Standard_User_Interface
           : and in standby
           : and configured_for_wildcards
           : and 'a dialling string input mask enabled'
}
ensure that {
  when {   : IUT has a valid masked_dialling_string containing a wildcard entered or selected --
valid means the exact number of digits as in mask
           : before IUT hash_key or dedicated_send_key is pressed }
  then {   : IUT sends a Voice_Transmission
           : with Header_Frame
           : containing Called_Station_ID set to the Tx_B2_conversion of the
           : 'address resulting from substituting the masked_dialling_string for
those digits of the IUT individual address that fall within the input mask' }
}

-- xxxxxxxxxxxxxxxxxxxxxxxxxxxxxxxxxxxxxxxxxxxxxxxxxxxxxxxxxxxxxxxxxxxxxxxxxxxxxxxxxxxxxxxxxxxxxxxxxxxxxxxxxxxxxxxxxxx

TP id      : TP_PMR_1418_03
summary    : 'Abbreviated masked dialling works for individual calls'
RQ ref     : RQ_001_1418
TP type    : conformance
Role       : CSF
config     : CF_dPMR_01
TC ref     : TC_PMR_1418_03
with {     : IUT configured_for_Standard_User_Interface
           : and in standby
           : and 'a dialling string input mask enabled'
           : and configured_for_abbreviated_dialling
}
ensure that {
  when {   : IUT has a valid abbreviated_masked_dialling_string entered or selected
           : before IUT hash_key or dedicated_send_key is pressed }
  then {   : IUT sends a Voice_Transmission
           : with Header_Frame
           : containing Called_Station_ID set to the Tx_B2_conversion of the
           : 'address resulting from substituting the
abbreviated_masked_dialling_string for those digits of the IUT individual address that fall within
the least significant digits of the input mask' }
}

-- xxxxxxxxxxxxxxxxxxxxxxxxxxxxxxxxxxxxxxxxxxxxxxxxxxxxxxxxxxxxxxxxxxxxxxxxxxxxxxxxxxxxxxxxxxxxxxxxxxxxxxxxxxxxxxxxxxx

```

```

TP id      : TP_PMR_1418_04
summary    : 'Abbreviated masked dialling for group'
RQ ref     : RQ_001_1418
TP type    : conformance
Role       : CSF
config     : CF_dPMR_01
TC ref     : TC_PMR_1418_04
with {
    IUT configured_for_Standard_User_Interface
        and in standby
        and configured for wildcards
        and configured_for_abbreviated_dialling
        and 'a dialling string input mask enabled'
}
ensure that {
    when { IUT has a valid abbreviated_masked_dialling_string containing a wildcard entered or
selected
        before IUT hash_key or dedicated_send_key is pressed }
    then { IUT sends a Voice_Transmission
        with Header_Frame
            containing Called_Station_ID set to the Tx_B2_conversion of the
            'address resulting from substituting the abbreviated_masked_dialling_string for those
digits of the IUT individual address that fall within the least significant digits of the input
mask' }
}

-- xxxxxxxxxxxxxxxxxxxxxxxxxxxxxxxxxxxxxxxxxxxxxxxxxxxxxxxxxxxxxxxxxxxxxxxxxxxxxxxxxxxxxxxxxxxxxxxxxxxxxxxxxxxxxxxxxxx

TP id      : TP_PMR_1420_01
summary    : 'Broadcast with wildcard group address'
RQ ref     : RQ_001_1420
TP type    : conformance
Role       : CSF
config     : CF_dPMR_01
TC ref     : TC_PMR_1420_01
with {
    IUT configured_for_Standard_User_Interface
        and in standby and
        configured for wildcards
}
ensure that {
    when { IUT has a broadcast_command and valid wildcard_group_address entered or selected
        before hash_key or dedicated_send_key is pressed }
    then { IUT sends a Voice_Transmission
        with Header_Frame
            containing Called_Station_ID set to the Tx_B2_conversion of that
wildcard_group_address and
            containing Communications_Format set to '0000b' }
}

-- xxxxxxxxxxxxxxxxxxxxxxxxxxxxxxxxxxxxxxxxxxxxxxxxxxxxxxxxxxxxxxxxxxxxxxxxxxxxxxxxxxxxxxxxxxxxxxxxxxxxxxxxxxxxxxxxxxx

TP id      : TP_PMR_1420_02
summary    : 'Broadcast with abbreviated wildcard group address'
RQ ref     : RQ_001_1420
TP type    : conformance
Role       : CSF
config     : CF_dPMR_01
TC ref     : TC_PMR_1420_02
with {
    IUT configured_for_Standard_User_Interface
        and in standby and
        configured for wildcards
        and configured_for_abbreviated_dialling
}
ensure that {
    when { IUT has a broadcast_command and a valid abbreviated_dialling_string containing a wildcard
entered or selected
        before IUT hash_key or dedicated_send_key is pressed }
    then { IUT sends a Voice_Transmission
        with Header_Frame
            containing Called_Station_ID set to the Tx_B2_conversion of the
            'address resulting from substituting the abbreviated_dialling_string for the
least significant digits of the IUT individual address' and
            containing Communications_Format set to '0000b' }
}

-- xxxxxxxxxxxxxxxxxxxxxxxxxxxxxxxxxxxxxxxxxxxxxxxxxxxxxxxxxxxxxxxxxxxxxxxxxxxxxxxxxxxxxxxxxxxxxxxxxxxxxxxxxxxxxxxxxxx

```



















## 5.2.7 type 3 data

Group 2.7 'Type 3 data'

```

TP id      : TP_PMR_0808_01
summary    : 'T3 data transmission'
RQ ref     : RQ_001_0808
TP type    : conformance
Role       : CSF
config     : CF_dPMR_01
TC ref     : TC_PMR_0808_01
with {     : IUT in standby
}
ensure that {

  when { IUT is requested to send a T3_Transmission }
  then { IUT sends T3_Transmission
        containing a Header_Frame
        containing Communications_Mode
        set to '100b' }
}

-- XXXXXXXXXXXXXXXXXXXXXXXXXXXXXXXXXXXXXXXXXXXXXXXXXXXXXXXXXXXXXXXXXXXXXXX

TP id      : TP_PMR_0817_01
summary    : 'Type 3 Data positive acknowledgement'
RQ ref     : RQ_001_0817
TP type    : conformance
Role       : CSF
config     : CF_dPMR_CSF_01_C -- CSF IUT, TESTER CSF
TC ref     : TC_PMR_0817_01
with {     : IUT in standby
}
ensure that {
  when { IUT receives a T3_Transmission }
  then { IUT sends a Ack_Frame containing Ack_type set to '001b' }
}

-- XXXXXXXXXXXXXXXXXXXXXXXXXXXXXXXXXXXXXXXXXXXXXXXXXXXXXXXXXXXXXXXXXXXXXXX

TP id      : TP_PMR_0818_01
summary    : 'Type 3 Data negative acknowledgement'
RQ ref     : RQ_001_0818
TP type    : conformance
Role       : CSF
config     : CF_dPMR_CSF_01_C -- CSF IUT, TESTER CSF
TC ref     : TC_PMR_0818_01
with {     : IUT in standby
}
ensure that {
  when { IUT receives a T3_Transmission with a packet_data_frame containing a data_checksum set to
an invalid CRC_D value}
  then { IUT sends a Ack_Frame containing Ack_type set to '010b' and
        CI_information set to 'the number of the packet data
frame before the one containing the invalid_CRC'}
}

-- XXXXXXXXXXXXXXXXXXXXXXXXXXXXXXXXXXXXXXXXXXXXXXXXXXXXXXXXXXXXXXXXXXXXXXX

TP id      : TP_PMR_0819_01
summary    : 'Type 3 Data call completion'
RQ ref     : RQ_001_0819
TP type    : conformance
Role       : CSF
config     : CF_dPMR_01
TC ref     : TC_PMR_0819_01
with {     : IUT is 'sending a T3_Transmission'
}
ensure that {
  when { IUT receives a Ack_Frame containing Ack_type set to '001b' }
  then { IUT sends a Disconnection_Request}
}

-- XXXXXXXXXXXXXXXXXXXXXXXXXXXXXXXXXXXXXXXXXXXXXXXXXXXXXXXXXXXXXXXXXXXXXXX

```







## Annex A (normative): dPMR conformance test configurations

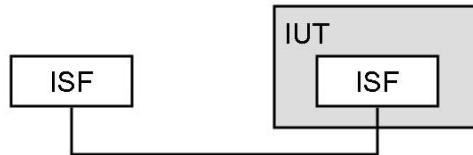


Figure A.1: Configuration CF\_dPMR\_ISF\_01\_C

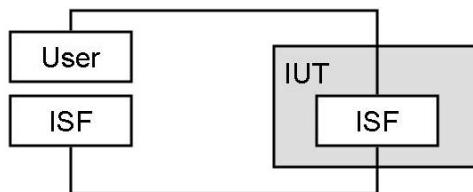


Figure A.2: Configuration CF\_dPMR\_ISF\_02\_C

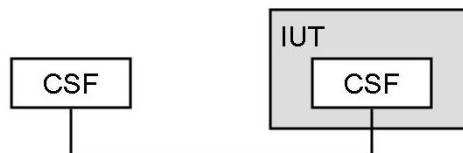


Figure A.3: Configuration CF\_dPMR\_CSF\_01\_C

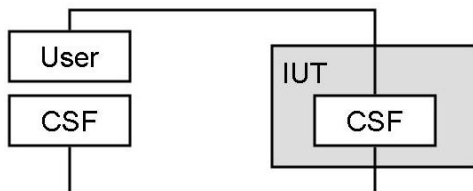


Figure A.4: Configuration CF\_dPMR\_CSF\_02\_C

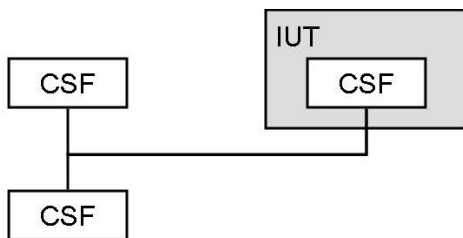


Figure A.5: Configuration CF\_dPMR\_CSF\_03\_C

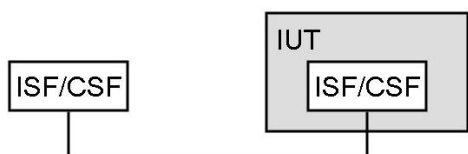
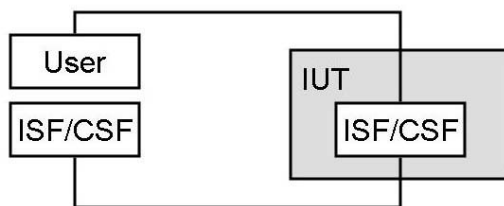


Figure A.6: Configuration CF\_dPMR\_ISF/CSF\_01\_C



**Figure A.7: Configuration CF\_dPMR\_ISF/CSF\_02\_C**

In the configuration CF\_dPMR\_ISF/CSF\_01\_C and CF\_dPMR\_ISF/CSF\_01\_C either all entities are ISF or all are CSF.

## Annex B (normative): dPMR TPLan conformance testing user definitions

```

---**Cross references**

xref PICS_doc          {DTS/ERM-TGDMR-066-1}

-- Configurations
xref CF_dPMR_01       {DTS-ERM-TGDMR-066-3}

---**Definitions**

def header type      -- as in "TP type"

-- Entities

-- Messages or signals
def event PTT_Call   -- voice transmission directly initiated by the PTT switch
def event Header_Frame {header_type, format_coding } -- alias HF
def event End_Frame  {Ack_Request, ARQ, End_Type} -- alias EF
def event Ack_Frame  {Ack_type}
def event Ack_Frames -- Up to 4 Ack frames repeated with 300-500ms intervals
def event Payload_Frame { CCH_data, ID0, ID1, ID2, ID3 }
def event Payload_Frames
def event Superframe { Payload_Frames }
def event Superframes { Payload_Frames }
def event Voice_Transmission -- directly following sequence of HF, SFs, EF with audible tone as
payload
def event T1_Transmission -- directly following sequence of HF, SFs, EF with Type 1 data in
payload
def event T2_Transmission -- directly following sequence of HF, SFs, EF with Type 2 data in
payload
def event T3_Transmission -- directly following sequence of HF, 8 PDFs, EF with Type 3 data in
payload
def event Connection_Request { HeaderFrame, EndFrame } -- Manually initiated, e.g., PTT double
click,
-- Status request, etc
def event Disconnection_Request { HeaderFrame1, EndFrame1, HeaderFrame2, EndFrame2 }
def event Status_Response { HeaderFrame, EndFrame }
def event T2_Status_Message
def event T2_Precoded_Data_Message
def event T2_Freetext_Data_Message
def event T2_Short_File_Transfer
def event T1_Status_Message
def event T1_Precoded_Data_Message
def event T1_Freetext_Data_Message
def event T1_Short_File_Transfer
def event Individual_SLD_Call
def event Group_SLD_Call
def event Broadcast_Call
def event Individual_AD_Call
def event Group_AD_Call
def event OACSU_Call
def event Status_Call { HeaderFrame, EndFrame}
def event Call_Fail -- non-specified kind of user notification in case of a call failure
def event hash_key
def event dedicated_send_key
def event broadcast_command
def event talkgroup_command

-- Values
def value bit
def value integral_number
def value individual_address
def value Call_Data -- Comms Mode, Comms Format, Caller, Callee IDs, Common ID
-- ... appearing in header well as payload frames of CCH
def value Header_Type { Status_Request }
def value Own_Station_ID
def value Called_Station_ID
def value Communications_Mode
def value Communications_Format
def value format_coding
def value Common_ID

```

```

def value CRC_D
def value colour_code
def value ISF_colour_code
def value CSF_colour_code
def value Frame_Sync
def value Status_Request
def value status_code          -- a value from 0 to 31
def value Ack_Request
def value error
def value packet_data_frame { data_bytes, data_length, data_checksum }
def value CI_type
def value CI_information       -- only the information part of CI (=call information)
def value wildcard_group_address -- a 7 digit group address containing a wildcard in the last four
digits
def value numeric_group_address -- a 7 digit talkgroup address
def value SLD_test_data       -- 4 bytes of data to be buffered in the IUT
def value AD_test_data        -- 40 bytes of data to be buffered in the IUT
def value wildcards
def value STAT
def value preamble
def value Tx_WAIT
def value T_Ack
def value all_call_address     -- ***** (7 wildcard symbols)
def value all_call_within_a_prefix_address -- n***** (6 wildcard symbols)
def value seven_digit_address
def value abbreviated_dialling_string
def value number
def value wildcard
def value masked_dialling_string
def value dialling_string
def value abbreviated_masked_dialling_string

def unit bits
def unit bytes
def unit MHz
def unit seconds

-- Conditions
def condition standby
def condition transmit
def condition OACSU_enabled -- radio configured for Off Air Call Set-up
def condition has_received_an_End_Frame_with_Acknowledge_Request
def condition TPID_is_enabled
def condition has_sent_OACSU_Connection_Request
def condition configured_for_abbreviated_dialling
def condition masked_dialling
def condition configured_for_Standard_User_Interface
def condition preset_with_SLD_test_data
def condition preset_with_AD_test_data
def condition invalid_CRC
def condition configured_for_impolite_channel_access
def condition configured_for_polite_to_own_CC
def condition configured_for_polite_to_own_group
def condition configured_for_multiple_acks
def condition configured_to_use_Tack
def condition powersave_enabled
def condition programmed_with_a_numeric_group_address
def condition not_programmed_with_a_numeric_group_address

-- Keywords - (Pre)conditions
-- Keywords - (Pre)conditions
def word configured
def word entered
def word selected
def word Tx_B2_conversion -- B2 Algorhythm forward conversion
def word Rx_B2_conversion -- B2 Algorhythm reverse conversion

-- Keywords - Stimuli
def word start
def word make
def word requested
def context {is ~requested to}
def word completes
def word cancel
def word terminate
def word terminates
def word pressed

```

```
-- Keywords - Responses
def word outputs
def word output
def word notifies
def word returns
def word send

-- Keywords - other
def word set
def context {~set to}
def word up
def context {~up to}
def word same
def word their
def word upper
def word lower
def word each
def word every
def word first
def word second
def word third
def word fourth
def word eighth
def word last
def word except
def word for
def word followed
def word by
def context {~followed by}
def word using
def word part
def word between
def word twice
def word does
def word has
def word non_zero
def word time
def word during
def word continuous
def word valid
def word invalid
def word different
```

---

## History

<b>Document history</b>		
V1.1.1	April 2007	Publication
V1.2.1	July 2008	Publication