

ETSI TS 101 811-1-3 V1.1.1 (2000-09)

Technical Specification

**Broadband Radio Access Networks (BRAN);
HIPERLAN Type 2;
Conformance testing for
the packet based convergence layer;
Part 1: Common part;
Sub-part 3: Abstract Test Suite (ATS) specification**



Reference

DTS/BRAN-0024T04-1-3

Keywords

access, ATS, HIPERLAN

ETSI

650 Route des Lucioles
F-06921 Sophia Antipolis Cedex - FRANCE

Tel.: +33 4 92 94 42 00 Fax: +33 4 93 65 47 16

Siret N° 348 623 562 00017 - NAF 742 C
Association à but non lucratif enregistrée à la
Sous-Préfecture de Grasse (06) N° 7803/88

Important noticeIndividual copies of the present document can be downloaded from:
<http://www.etsi.org>

The present document may be made available in more than one electronic version or in print. In any case of existing or perceived difference in contents between such versions, the reference version is the Portable Document Format (PDF). In case of dispute, the reference shall be the printing on ETSI printers of the PDF version kept on a specific network drive within ETSI Secretariat.

Users of the present document should be aware that the document may be subject to revision or change of status. Information on the current status of this and other ETSI documents is available at <http://www.etsi.org/tb/status/>

If you find errors in the present document, send your comment to:
editor@etsi.fr

Copyright Notification

No part may be reproduced except as authorized by written permission.
The copyright and the foregoing restriction extend to reproduction in all media.

© European Telecommunications Standards Institute 2000.
All rights reserved.

Contents

| | |
|---|----|
| Intellectual Property Rights | 6 |
| Foreword..... | 6 |
| 1 Scope | 7 |
| 2 References | 7 |
| 3 Definitions and abbreviations..... | 8 |
| 3.1 Definitions | 8 |
| 3.2 Abbreviations | 8 |
| 4 Abstract Test Method (ATM)..... | 9 |
| 4.1 Test architecture | 9 |
| 4.2 Test Configurations | 10 |
| 4.2.1 Test Configurations for MT | 10 |
| 4.2.2 Test Configurations for AP..... | 11 |
| 5 Untestable Test Purposes (TP) | 11 |
| 6 ATS conventions | 11 |
| 6.1 Naming conventions..... | 11 |
| 6.1.1 Declarations part..... | 11 |
| 6.1.1.1 General | 11 |
| 6.1.1.2 Test suite operations definition | 12 |
| 6.1.1.3 Test suite parameter declarations | 12 |
| 6.1.1.4 Test case selection expression definition | 12 |
| 6.1.1.5 Test suite constant declarations..... | 12 |
| 6.1.1.6 Test suite variable declarations | 12 |
| 6.1.1.7 Test case variable declarations | 12 |
| 6.1.1.8 Timer declarations..... | 13 |
| 6.1.1.9 ASP type definitions | 13 |
| 6.1.1.10 PDU type definitions..... | 13 |
| 6.1.1.11 CM type definitions..... | 13 |
| 6.1.1.12 Alias definitions | 13 |
| 6.1.2 Constraints part..... | 13 |
| 6.1.2.1 General | 13 |
| 6.1.3 Dynamic part | 14 |
| 6.1.3.1 General | 14 |
| 6.1.3.2 Test Case (TC) identifier..... | 14 |
| 6.1.3.3 Test step identifier..... | 14 |
| 6.1.3.4 Default identifier | 14 |
| 6.1.3.5 Label identifier | 14 |
| 6.1.3.6 ATS abbreviations..... | 15 |
| 6.2 Implementation conventions | 15 |
| 6.2.1 Declaration part | 15 |
| 6.2.2 Constraint part | 15 |
| 6.2.3 Dynamic part | 15 |
| 7 Abstract testing service primitives | 16 |
| 7.1 Tester primitives..... | 16 |
| 7.2 C-plane primitives | 16 |
| 7.3 U-plane primitives..... | 16 |

| | | |
|-----------------------------|---|-----------|
| Annex A (normative): | Abstract Test Suite (ATS) | 17 |
| A.1 | The TTCN Graphical form (TTCN.GR) | 17 |
| A.2 | The TTCN Machine Processable form (TTCN.MP) | 17 |
| Annex B (normative): | Partial PIXIT proforma for H/2 Common part CL MT | 18 |
| B.1 | Identification summary | 18 |
| B.2 | ATS summary | 18 |
| B.3 | Test laboratory | 18 |
| B.4 | Client identification | 19 |
| B.5 | SUT | 19 |
| B.6 | Protocol layer information | 19 |
| B.6.1 | Protocol identification | 19 |
| B.6.2 | IUT information | 19 |
| Annex C (normative): | Partial PIXIT proforma for H/2 Common part CL AP | 20 |
| C.1 | Identification summary | 20 |
| C.2 | ATS summary | 20 |
| C.3 | Test laboratory | 20 |
| C.4 | Client identification | 21 |
| C.5 | SUT | 21 |
| C.6 | Protocol layer information | 21 |
| C.6.1 | Protocol identification | 21 |
| C.6.2 | IUT information | 21 |
| Annex D (normative): | PCTR Proforma for H/2 Common part CL MT | 22 |
| D.1 | Identification summary | 22 |
| D.1.1 | Protocol conformance test report | 22 |
| D.1.2 | IUT identification | 22 |
| D.1.3 | Testing environment | 23 |
| D.1.4 | Limits and reservation | 23 |
| D.1.5 | Comments | 23 |
| D.2 | IUT Conformance status | 23 |
| D.3 | Static conformance summary | 24 |
| D.4 | Dynamic conformance summary | 24 |
| D.5 | Static conformance review report | 24 |
| D.6 | Test campaign report | 25 |
| D.7 | Observations | 25 |
| Annex E (normative): | PCTR Proforma for H/2 Common part CL AP | 26 |
| E.1 | Identification summary | 26 |
| E.1.1 | Protocol conformance test report | 26 |
| E.1.2 | IUT identification | 26 |
| E.1.3 | Testing environment | 27 |
| E.1.4 | Limits and reservation | 27 |
| E.1.5 | Comments | 27 |

| | | |
|-----|---------------------------------------|----|
| E.2 | IUT Conformance status | 27 |
| E.3 | Static conformance summary | 28 |
| E.4 | Dynamic conformance summary..... | 28 |
| E.5 | Static conformance review report..... | 28 |
| E.6 | Test campaign report..... | 29 |
| E.7 | Observations..... | 29 |
| | History | 30 |

Intellectual Property Rights

IPRs essential or potentially essential to the present document may have been declared to ETSI. The information pertaining to these essential IPRs, if any, is publicly available for **ETSI members and non-members**, and can be found in ETSI SR 000 314: "*Intellectual Property Rights (IPRs); Essential, or potentially Essential, IPRs notified to ETSI in respect of ETSI standards*", which is available from the ETSI Secretariat. Latest updates are available on the ETSI Web server (<http://www.etsi.org/ipr>).

Pursuant to the ETSI IPR Policy, no investigation, including IPR searches, has been carried out by ETSI. No guarantee can be given as to the existence of other IPRs not referenced in ETSI SR 000 314 (or the updates on the ETSI Web server) which are, or may be, or may become, essential to the present document.

Foreword

This Technical Specification (TS) has been produced by ETSI Project Broadband Radio Access Networks (BRAN).

The present document is sub-part 3 of a multi-part deliverable covering Broadband Radio Access Networks (BRAN); HIPERLAN Type 2; Conformance testing for the packet based convergence layer; Part 1: Common part, as identified below:

- Sub-part 1: "Protocol Implementation Conformance Statement (PICS) proforma";
- Sub-part 2: "Test Suite Structure and Test Purposes (TSS&TP) specification";
- Sub-part 3: "Abstract Test Suite (ATS) specification".**

1 Scope

The present document contains the Abstract Test Suite (ATS) to test the BRAN HIPERLAN Type 2; Packet based convergence layer; Part 1: Common part.

The objective of the present document is to provide a basis for conformance tests for HIPERLAN Type 2 equipment giving a high probability of air interface inter-operability between different manufacturers' HIPERLAN Type 2 equipment.

The ISO standard for the methodology of conformance testing (ISO/IEC 9646-1 [3] and ISO/IEC 9646-2 [4]) as well as the ETSI rules for conformance testing (ETS 300 406 [2]) are used as a basis for the test methodology.

Annex A provides the Tree and Tabular Combined Notation (TTCN) part of the ATS.

Annex B provides the Partial Protocol Implementation Extra Information for Testing (PIXIT) Proforma of the MT side ATS.

Annex C provides the Partial Protocol Implementation Extra Information for Testing (PIXIT) Proforma of the AP side ATS.

Annex D provides the Protocol Conformance Test Report (PCTR) Proforma of the MT side ATS.

Annex E provides the Protocol Conformance Test Report (PCTR) Proforma of the AP side ATS.

2 References

The following documents contain provisions which, through reference in this text, constitute provisions of the present document.

- References are either specific (identified by date of publication, edition number, version number, etc.) or non-specific.
- For a specific reference, subsequent revisions do not apply.
- For a non-specific reference, the latest version applies.
- A non-specific reference to an ETS shall also be taken to refer to later versions published as an EN with the same number.

- [1] ETSI TS 101 493-1 (V1.1.1): "Broadband Radio Access Networks (BRAN); HIPERLAN Type 2; Packet based Convergence Layer; Part 1: Common Part".
- [2] ETSI ETS 300 406 (1995): "Methods for Testing and Specification (MTS); Protocol and profile conformance testing specifications; Standardization methodology".
- [3] ISO/IEC 9646-1 (1991): "Information technology - Open Systems Interconnection - Conformance testing methodology and framework - Part 1: General concepts". (See also CCITT Recommendation X.290 (1991)).
- [4] ISO/IEC 9646-2 (1991): "Information technology - Open Systems Interconnection - Conformance testing methodology and framework - Part 2: Abstract Test Suite specification". (See also CCITT Recommendation X.291 (1991)).
- [5] ISO/IEC 9646-3 (1991): "Information technology - Open Systems Interconnection - Conformance testing methodology and framework - Part 3: The Tree and Tabular Combined Notation (TTCN)". (See also CCITT Recommendation X.292 (1992)).
- [6] ISO/IEC 9646-6 (1991): "Information technology - Open Systems Interconnection - Conformance testing methodology and framework - Part 6: Protocol profile test specification".

- [7] ISO/IEC 9646-7 (1991): "Information technology - Open Systems Interconnection - Conformance testing methodology and framework - Part 7: Implementation Conformance Statements".
- [8] ETSI TS 101 811-1-2 (V1.1.1): "Broadband Radio Access Networks (BRAN); HIPERLAN Type 2; Conformance testing for the packet based convergence layer; Part 1: Common part; Sub-part 2: Test Suite Structure and Test Purposes (TSS&TP) specification".

3 Definitions and abbreviations

3.1 Definitions

For the purposes of the present document, the following terms and definitions apply:

- a) The terms defined in ISO/IEC 9646-7 [7]; and
- b) The definitions in TS 101 493-1 [1].

3.2 Abbreviations

For the purposes of the present document, the abbreviations defined in ISO/IEC 9646-1 [3], ISO/IEC 9646-6 [6], ISO/IEC 9646-7 [7], the abbreviations defined in TS 101 493-1 [1] apply. In particular, the following abbreviations apply:

| | |
|--------|---|
| AP | Access Point |
| ARQ | Automatic Repeat Request |
| ASP | Abstract Service Primitive |
| ATM | Abstract Test Method |
| ATS | Abstract Test Suite |
| ATSP | Abstract Testing Service Primitives |
| BCH | Broadcast CHannel |
| BI | Invalid Behaviour |
| BO | Inopportune Behaviour |
| BV | Valid Behaviour |
| CA | Capability tests |
| CC | Central Controller |
| CL | Convergence Layer |
| CPCS | Common Part Convergence Sublayer |
| DCC | DLC user Connection Control |
| DLC | Data Link Control |
| DUC | DLC User Connection |
| EC | Error Control |
| H/2 | HIPERLAN Type 2 |
| IUT | Implementation Under Test |
| LT | Lower Tester |
| MAC | Medium Access Control |
| MAC-ID | MAC IDentifier |
| MT | Mobile Terminal |
| MTC | Main Test Component |
| PCO | Point of Control and Observation |
| PCTR | Protocol Conformance Test Report |
| PDU | Protocol Data Unit |
| PHY | Physical layer |
| PICS | Protocol Implementation Conformance Statement |
| RLC | Radio Link Control |
| SAP | Service Access Point |
| SAR | Segmentation and Reassembly |
| SDU | Service Data Unit |
| SSCS | Service Specific Convergence Sublayer |
| SUT | System Under Test |

| | |
|------|------------------------------------|
| TC | Test Cases |
| TCS | Test Case Selection |
| TCV | Test Case Variable |
| TP | Test Purposes |
| TSO | Test Suite Operations |
| TSS | Test Suite Structure |
| TTCN | Tree and Tabular Combined Notation |
| TSP | Test Suite Parameter |
| TSC | Test Suite Constant |
| TSV | Test Suite Variable |
| UT | Upper Tester |

4 Abstract Test Method (ATM)

This clause describes the ATM used to test the HIPERLAN 2 Common part PBCL layer at the AP side and at the MT side.

4.1 Test architecture

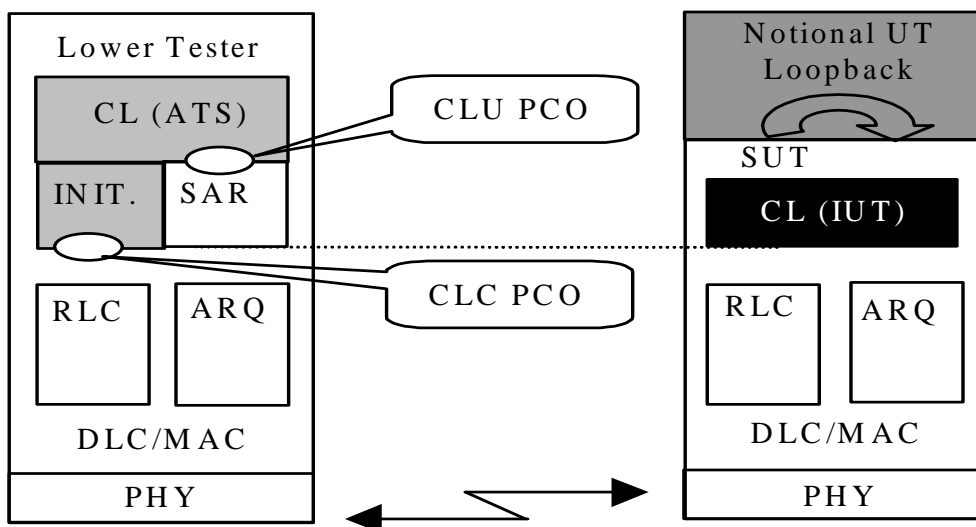


Figure 1: Test architecture for Packet CL – Common part

A single-party testing concept is used, which consists of the following abstract testing functions:

- Lower Tester** A Lower Tester (LT) is located in the remote BRAN H/2 test system. It controls and observes the behaviour of the IUT.
- CL ATS:** A Convergence Layer (CL) Abstract Test Suite (ATS) is located in the remote BRAN H/2 test system. Contains part of SSCS functionalities for establishing a U-plane connection needed for testing CL common part behaviour.
- CLU PCO:** U-plane. The first Point of Control and Observation (PCO) for Convergence Layer testing is located at a SAR_SAP between the Common Part Convergence Sublayer (CPCS) and the SAR sub-layer. All test events at the PCO are specified in terms of Abstract Testing Service Primitives (ATSP defined in Clause 7) containing complete SAR SDU.
- CLC PCO:** C-plane. The second Point of Control and Observation (PCO) for Convergence Layer testing is located at a SAP between the Service Specific Convergence Sublayer (SSCS) and the DLC layer. All test events at the PCO are specified in terms of Abstract Testing Service Primitives (ATSP defined in Clause 7) containing complete DLC SDU. To avoid the complexity of data fragmentation and recombination testing, the SAP is defined below these functions.

- SAR:** The Segmentation and Reassembly sub-layer of the Convergence layer - Common Part is implemented in the test system outside the ATS. This allows implicit testing of the IUT's SAR entity without any internal requirement of its implementation.
- INIT:** Part of a generic SSCS has to be simulated as an initialization process by the ATS to provide the establishment of the U-plane needed for convergence layer testing.
- Notional UT:** No explicit upper tester (UT) exists in the system under test. Nevertheless, some specific actions to cover implicit send events and to obtain feedback information are necessary for the need of the test procedures. A black box covering these requirements is used in the SUT as a notional UT as defined in ISO 9646 ([3] to [7]). This notional UT is part of the test system.

4.2 Test Configurations

4.2.1 Test Configurations for MT

Two configurations are defined for MT testing.

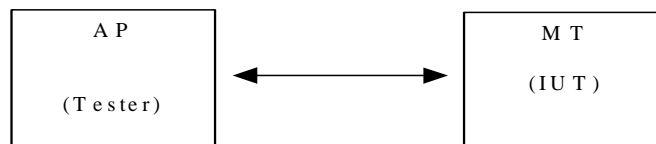


Figure 2: Normal configuration for MT

The normal configuration is defined and used for functionality that requires only interaction between the tested MT and one AP.

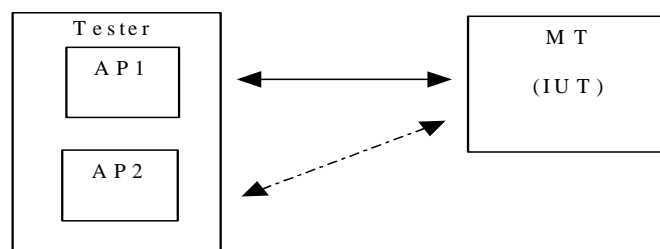


Figure 3: Handover configuration for MT

The handover configuration is used when the MT has to interact with two AP. In that case, the two simulated AP are configurable to be either a multi-sector AP or two separate AP. The concurrent TTCN facilities are used in this configuration.

4.2.2 Test Configurations for AP

Only one configuration is defined for AP testing.

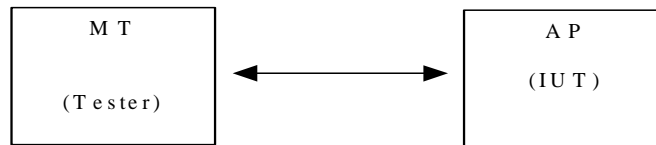


Figure 4: Normal configuration for AP

The normal configuration is defined and used for functionality that requires only interaction between the tested AP and one MT.

5 Untestable Test Purposes (TP)

This clause gives a list of TP, which are not implemented in the ATS due to the chosen ATM or other restrictions.

Table 1: Untestable TP

| Test purpose | Reason |
|--------------|--------|
| | |
| | |

6 ATS conventions

The ATS conventions are intended to give a better understanding of the ATS but they also describe the conventions made for the development of the ATS. These conventions shall be considered during any later maintenance or further development of the ATS.

The ATS conventions contain two clauses, the naming conventions and the implementation conventions. The naming conventions describe the structure of the naming of all ATS elements. The implementation conventions describe the functional structure of the ATS.

To define the ATS, the guidelines of the document ETS 300 406 [2] was considered.

6.1 Naming conventions

6.1.1 Declarations part

This subclause describes the naming conventions chosen for the elements of the ATS declarations part.

6.1.1.1 General

The following general rules apply for the name giving in the declarations part. All type definitions (simple type definitions, structured type definitions, ASP type definitions and PDU type definitions) shall be written in uppercase.

All element names (structured type definition), parameter names (ASP type definition) and field names (PDU type definition) shall be written in lowercase.

Predefined types (e.g. BITSTRING[8]) are never used in structured type definitions, ASP type definitions or PDU type definitions. Simple types are used instead.

6.1.1.2 Test suite operations definition

The test suite operation identifiers are composed of substrings in lowercase letters, except for standard prefix "TSO_". An underscore character ("_") separates each substring.

EXAMPLE: TSO_substring

6.1.1.3 Test suite parameter declarations

The test suite parameter identifiers are composed of substrings in lowercase letters, except for the standard prefix "TSP_". An underscore character ("_") separates each substring.

EXAMPLE 1: TSP_t_wait

If the test suite parameter references a Protocol Implementation Conformance Statement (PICS) item, the letter "C" is added to the standard prefix.

EXAMPLE 2: TSPC_encryption_support

If the test suite parameter references a PIXIT item, the letter "X" is added to the standard prefix.

EXAMPLE 3: TSPX_pid

6.1.1.4 Test case selection expression definition

The test case selection expression identifiers are composed of substrings in lowercase letters, beginning with the prefix "TCS_". An underscore character ("_") separates each substring.

6.1.1.5 Test suite constant declarations

The test suite constant identifiers are composed of substrings in lowercase letters, except for the prefix "TSC_". An underscore character ("_") separates each substring.

If the test suite constant represents a system parameter, the complete name defined in the protocol standard [1] is used.

6.1.1.6 Test suite variable declarations

The test suite variable identifiers are composed of substrings in lowercase letters, except for the prefix "TSV_". An underscore character ("_") separates each substring.

Complete names as defined in the protocol standard [1] are used.

6.1.1.7 Test case variable declarations

The test case variable identifiers are composed of substrings in lowercase letters, except for the prefix "TCV_". An underscore character ("_") separates each substring.

Complete names as defined in the protocol standard [1] are used.

6.1.1.8 Timer declarations

Two types of timers can be identified:

1) Standardized:

- Those defined in the protocol standard [1], e.g. T201. They use exactly the same name as in the standard.

As there is a tolerance margin accepted for these timers, three values are needed:

- The maximum value allowed, which will use the suffix "_max",
- The minimum value allowed, which will use the suffix "_min",
- The value actually implemented, with no suffix.

EXAMPLE 1: T201_max, T201_min, and T201.

2) Not standardized:

- Those not defined in the protocol standard [1], i.e. for execution use, e.g. a timer waiting for a response. These timers begin with the prefix "T_", followed by a string in lowercase letters.

EXAMPLE 2: T_resp represents a timer for controlling the response time of the IUT.

6.1.1.9 ASP type definitions

The general conventions in subclause 6.1.1.1 apply.

The identifier of an ASP type uses the same name as the name defined in the protocol standard.

6.1.1.10 PDU type definitions

The general conventions in subclause 6.1.1.1 apply.

The PDU type identifier shall identify the related structure or type as defined in the protocol standard [1].

6.1.1.11 CM type definitions

The CM types are defined as the ASP types without sub-fields.

6.1.1.12 Alias definitions

Alias definitions are not used.

6.1.2 Constraints part

This subclause describes the naming conventions chosen for the elements of the ATS constraints part.

6.1.2.1 General

Constraints shall be written with the first letter in uppercase, and the rest in lowercase.

The first part of the constraint declaration identifier name is equivalent to the corresponding type identifier used in the declaration part. The second part of the name describes the content of this constraint.

EXAMPLE: Declaration part: HEADER_FIELD
Constraint part: Header_field_paging

6.1.3 Dynamic part

This subclause describes the naming conventions used for the elements of the ATS dynamic part.

6.1.3.1 General

All test cases shall be listed in the order in which they appear in the Test Suite Structure (TSS) and TP document.

6.1.3.2 Test Case (TC) identifier

The identifier of the test case is built in the same way as for the test purpose described in [8] , with the exception that "TP" is replaced by "TC". The identifier of a TC is built according to Table 2.

Table 2: TC naming convention

| Identifier: | TC_<st>_<pg>_<fm>_<x>_<nnn> | | |
|-------------|-----------------------------|-----------|-----------------------------|
| | <st> = side type | AP | Access Point |
| | | MT | Mobile Terminal |
| | <pg> = protocol group | CPP | Common part procedures |
| | <fm> = functional module | SS | Sender side |
| | | RS | Receiver side |
| | x = Type of testing | CA | Capability Tests |
| | | BV | Valid Behaviour Tests |
| | | BI | Invalid Behaviour Tests |
| | | BO | Inopportune Behaviour Tests |
| | <nnn> = sequential number | (000-999) | Test Purpose Number |

EXAMPLE: TP identifier: TP/MT/ CPP/RS/BV-010
 TC identifier: TC_MT_CPP_RS_BV_010

6.1.3.3 Test step identifier

The test step identifier is built of substrings in lowercase letters, preceded by a string of uppercase letters. Underscore characters join the substrings. The first substring indicates the main function of the test step; e.g. PR for preamble, PO for postamble, LTS for local tree and STP for general test step. The second substring indicates the purpose of the step.

EXAMPLE: PO_release_duc

6.1.3.4 Default identifier

The default identifiers begin with the prefix "DF_", followed by a string in lowercase letters.

6.1.3.5 Label identifier

The identifiers in the label column is built according to Table 3:

Table 3: Naming convention for verdict assignment identifier

| Identifier: | <Table><nn> | | |
|-------------|--------------------------|---------|-----------------------|
| | <Table> = type of table | TB | Test Body |
| | | CS | Check State test step |
| | | DF | DeFault |
| | | PO | POstamble |
| | | PR | PReamble |
| | | TS | TestStep |
| | <nn> = sequential number | (00-99) | Label number |

6.1.3.6 ATS abbreviations

These abbreviations are used to shorten identifier names:

| | |
|------|-----------------|
| addr | address |
| ack | acknowledgement |
| bear | bearer |
| cap | capability |
| cfm | confirm |
| chn | channel |
| con | connection |
| ctrl | control |
| est | establish |
| ext | extension |
| id | identification |
| ind | indication |
| info | information |
| max | maximum |
| min | minimum |
| par | parameter |
| prop | proprietary |
| rel | release |
| req | request |
| rsp | response |
| std | standard |
| sys | system |

6.2 Implementation conventions

6.2.1 Declaration part

The comment line of single element TTCN tables (e.g. test suite constants) is used to give a reference where the format and content of the element is described in the relevant protocol standards. Any particularity of the element format or content is described in the comment line.

The comment line in the header of multi element TTCN tables (e.g. ASP) is used to reference to the protocol standard.

The detailed comments are used to describe any particularity of the table.

In the ASP and PDU declarations the comment column is further used to give information about the parameter/field value, in particular if the parameter/field contains a fixed spare value.

6.2.2 Constraint part

The ASPs and PDUs are defined in a way that all relevant parameters/fields are parameterized. That improves the transparency of the constraints in the dynamic part, as all values, which are relevant for the test, are always present.

Generally no modified constraints are used. This allows an easier reuse and adaptation of constraints if they are reused in other test specifications.

The Comment line of a constraint always contains a reference to the relevant protocol standard.

The detailed comment footer is used to describe any particularity of the table.

6.2.3 Dynamic part

All events which are defined as a conformance requirement by the TP, causes a preliminary verdict PASS if the requirement is met.

All invalid events are handled in the default tree. Only FAIL or INCONC verdicts are assigned in the default tree.

The preamble, the test body and the postamble have different defaults, which allows a specific verdict handling, e.g. only INCONC verdicts are assigned in the preamble.

All verdict assignments are labelled. According to ISO 9646-3 [5], Annex E, Clause E.2, labels should be written to the conformance log. This allows, for example, to identify where the test failed. To allow an exact identification of the table, in which the verdict was assigned, the convention described in subclause 6.1.3.5 is applied.

TP which are listed in the untestable TP list in Clause 5 are not considered in the ATS, thus these TC identifiers are missing in the ATS and the numbering of the TC is not always continuous.

7 Abstract testing service primitives

7.1 Tester primitives

PCL_Configuration {parameters}

7.2 C-plane primitives

DLC_Association_request {}

DLC_Association_indication {MAC_ID}

DUC_request {}

DUC_indication {DLCC_ID}

7.3 U-plane primitives

SAR_UNITDATA_request {DUC_ID, Length, SDU}

SAR_UNITDATA_indication {DUC_ID, Length, SDU}

Annex A (normative): Abstract Test Suite (ATS)

This ATS has been produced using the Tree and Tabular Combined Notation (TTCN) according to ISO/IEC 9646-3 [5].

The ATS was developed on a separate TTCN software tool and therefore the TTCN tables are not completely referenced in the table of contents. The ATS itself contains a test suite overview part, which provides additional information and references.

A.1 The TTCN Graphical form (TTCN.GR)

The TTCN.GR representations of the ATS is contained in an Adobe Portable Document Format™ file (HIP2_TEST.PDF contained in the compressed archive ts_1018110103v010101p0.ZIP) which accompanies the present document.

A.2 The TTCN Machine Processable form (TTCN.MP)

The TTCN.MP representations corresponding to the ATS is contained in an ASCII file (HIP2_TEST.MP contained in archive ts_1018110103v010101p0.ZIP) which accompanies the present document.

NOTE: Where an ETSI Abstract Test Suite (in TTCN) is published in both .GR and .MP format these two forms shall be considered equivalent. In the event that there appears to be syntactical or semantic differences between the two then the problem shall be resolved and the erroneous format (whichever it is) shall be corrected.

Annex B (normative): Partial PIXIT proforma for H/2 Common part CL MT

Notwithstanding the provisions of the copyright clause related to the text of the present document, ETSI grants that users of the present document may freely reproduce the PIXIT proforma in this annex so that it can be used for its intended purposes and may further publish the completed PIXIT.

The PIXIT Proforma is based on ISO/IEC 9646-6. Any needed additional information can be found in this international standard document.

B.1 Identification summary

Table B.1

| | |
|------------------------------|--|
| PIXIT Number: | |
| Test Laboratory Name: | |
| Date of Issue: | |
| Issued to: | |

B.2 ATS summary

Table B.2

| | |
|--------------------------------|-------------------------------------|
| Protocol Specification: | ETSI TS 101 493-1 V1.1.1 |
| Protocol to be tested: | |
| ATS Specification: | ETSI TS 101 811-1-3 V1.1.1 |
| Abstract Test Method: | ETSI TS 101 811-1-3 V1.1.1 clause 4 |

B.3 Test laboratory

Table B.3

| | |
|--|--|
| Test Laboratory Identification: | |
| Test Laboratory Manager: | |
| Means of Testing: | |
| SAP Address: | |

B.4 Client identification

Table B.4

| | |
|----------------------------------|--|
| Client Identification: | |
| Client Test manager: | |
| Test Facilities required: | |

B.5 SUT

Table B.5

| | |
|---|--|
| Name: | |
| Version: | |
| SCS Number: | |
| Machine configuration: | |
| Operating System Identification: | |
| IUT Identification: | |
| PICS Reference for IUT: | |
| Limitations of the SUT: | |
| Environmental Conditions: | |

B.6 Protocol layer information

B.6.1 Protocol identification

Table B.6

| | |
|-------------------------|--|
| Name: | BRAN H/2 – Common part PBCL layer TS 101 493-1 |
| Version: | |
| PICS References: | |

B.6.2 IUT information

Annex C (normative): Partial PIXIT proforma for H/2 Common part CL AP

Notwithstanding the provisions of the copyright clause related to the text of the present document, ETSI grants that users of the present document may freely reproduce the PIXIT proforma in this annex so that it can be used for its intended purposes and may further publish the completed PIXIT.

The PIXIT Proforma is based on ISO/IEC 9646-6. Any needed additional information can be found in this international standard document.

C.1 Identification summary

Table C.1

| | |
|------------------------------|--|
| PIXIT Number: | |
| Test Laboratory Name: | |
| Date of Issue: | |
| Issued to: | |

C.2 ATS summary

Table C.2

| | |
|--------------------------------|-------------------------------------|
| Protocol Specification: | ETSI TS 101 493-1 |
| Protocol to be tested: | |
| ATS Specification: | ETSI TS 101 811-1-3 V1.1.1 |
| Abstract Test Method: | ETSI TS 101 811-1-3 V1.1.1 clause 4 |

C.3 Test laboratory

Table C.3

| | |
|--|--|
| Test Laboratory Identification: | |
| Test Laboratory Manager: | |
| Means of Testing: | |
| SAP Address: | |

C.4 Client identification

Table C.4

| | |
|----------------------------------|--|
| Client Identification: | |
| Client Test manager: | |
| Test Facilities required: | |

C.5 SUT

Table C.5

| | |
|---|--|
| Name: | |
| Version: | |
| SCS Number: | |
| Machine configuration: | |
| Operating System Identification: | |
| IUT Identification: | |
| PICS Reference for IUT: | |
| Limitations of the SUT: | |
| Environmental Conditions: | |

C.6 Protocol layer information

C.6.1 Protocol identification

Table C.6

| | |
|-------------------------|--|
| Name: | BRAN H/2 – Common part PBCL layer TS 101 493-1 |
| Version: | |
| PICS References: | |

C.6.2 IUT information

Annex D (normative): PCTR Proforma for H/2 Common part CL MT

Notwithstanding the provisions of the copyright clause related to the text of the present document, ETSI grants that users of the present document may freely reproduce the PCTR proforma in this annex so that it can be used for its intended purposes and may further publish the completed PCTR.

The PCTR proforma is based on ISO/IEC 9646-6. Any needed additional information can be found in the present document.

D.1 Identification summary

D.1.1 Protocol conformance test report

Table D.1

| | |
|--|--|
| PCTR Number: | |
| PCTR Date: | |
| Corresponding SCTR Number: | |
| Corresponding SCTR Date: | |
| Test Laboratory Identification: | |
| Test Laboratory Manager: | |
| Signature: | |

D.1.2 IUT identification

Table D.2

| | |
|--------------------------------|--|
| Name: | |
| Version: | |
| Protocol specification: | |
| PICS: | |
| Previous PCTR if any: | |

D.1.3 Testing environment

Table D.3

| | |
|---|---|
| PIXIT Number: | |
| ATS Specification: | |
| Abstract Test Method: | Remote test method, Embedded variant with notional UT |
| Means of Testing identification: | |
| Date of testing: | |
| Conformance Log reference(s): | |
| Retention Date for Log reference(s): | |

D.1.4 Limits and reservation

Additional information relevant to the technical contents or further use of the test report, or the rights and obligations of the test laboratory and the client, may be given here. Such information may include restriction on the publication of the report.

.....

.....

.....

.....

.....

D.1.5 Comments

Additional comments may be given by either the client or the test laboratory on any of the contents of the PCTR, for example, to note disagreement between the two parties.

.....

.....

.....

.....

.....

D.2 IUT Conformance status

This IUT has or has not been shown by conformance assessment to be non-conforming to the specified protocol specification.

Strike the appropriate words in this sentence. If the PICS for this IUT is consistent with the static conformance requirements (as specified in Clause D.3 in this report) and there are no "FAIL" verdicts to be recorded (in Clause D.6 in this report) strike the words "has or", otherwise strike the words "or has not".

D.3 Static conformance summary

The PICS for this IUT is or is not consistent with the static conformance requirements in the specified protocol.

Strike the appropriate words in this sentence.

D.4 Dynamic conformance summary

The test campaign did or did not reveal errors in the IUT.

Strike the appropriate words in this sentence. If there are no "FAIL" verdicts to be recorded (in Clause D.6 of this report) strike the words "did or" otherwise strike the words "or did not".

Summary of the results of groups of test:

.....
.....
.....
.....
.....
.....
.....
.....

D.5 Static conformance review report

If Clause D.3 indicates non-conformance, this subclause itemizes the mismatches between the PICS and the static conformance requirements of the specified protocol specification.

.....
.....
.....
.....
.....
.....
.....
.....

D.6 Test campaign report

Table D.4

| ATS Reference | Selected? | Run? | Verdict | Observations (Reference to any observations made in Clause 7) |
|---------------------|-----------|--------|---------|---|
| TC-MT-CPP-SS-CA-000 | Yes/No | Yes/No | | |
| TC-MT-CPP-SS-CA-001 | Yes/No | Yes/No | | |
| TC-MT-CPP-SS-CA-002 | Yes/No | Yes/No | | |
| TC-MT-CPP-RS-CA-000 | Yes/No | Yes/No | | |
| TC-MT-CPP-RS-CA-001 | Yes/No | Yes/No | | |
| TC-MT-CPP-RS-CA-002 | Yes/No | Yes/No | | |
| TC-MT-CPP-RS-CA-003 | Yes/No | Yes/No | | |
| TC-MT-CPP-RS-CA-004 | Yes/No | Yes/No | | |
| TC-MT-CPP-RS-CA-005 | Yes/No | Yes/No | | |
| TC-MT-CPP-RS-CA-006 | Yes/No | Yes/No | | |

D.7 Observations

Additional information relevant to the technical content of the PCTR is given here.

.....

.....

.....

.....

.....

.....

.....

.....

.....

.....

Annex E (normative): PCTR Proforma for H/2 Common part CL AP

Notwithstanding the provisions of the copyright clause related to the text of the present document, ETSI grants that users of the present document may freely reproduce the PCTR proforma in this Annex so that it can be used for its intended purposes and may further publish the completed PCTR.

The PCTR proforma is based on ISO/IEC 9646-6. Any needed additional information can be found in the present document.

E.1 Identification summary

E.1.1 Protocol conformance test report

Table E.1

| | |
|--|--|
| PCTR Number: | |
| PCTR Date: | |
| Corresponding SCTR Number: | |
| Corresponding SCTR Date: | |
| Test Laboratory Identification: | |
| Test Laboratory Manager: | |
| Signature: | |

E.1.2 IUT identification

Table E.2

| | |
|--------------------------------|--|
| Name: | |
| Version: | |
| Protocol specification: | |
| PICS: | |
| Previous PCTR if any: | |

E.1.3 Testing environment

Table E.3

| | |
|---|---|
| PIXIT Number: | |
| ATS Specification: | |
| Abstract Test Method: | Remote test method, Embedded variant with notional UT |
| Means of Testing identification: | |
| Date of testing: | |
| Conformance Log reference(s): | |
| Retention Date for Log reference(s): | |

E.1.4 Limits and reservation

Additional information relevant to the technical contents or further use of the test report, or the rights and obligations of the test laboratory and the client, may be given here. Such information may include restriction on the publication of the report.

.....

.....

.....

.....

.....

E.1.5 Comments

Additional comments may be given by either the client or the test laboratory on any of the contents of the PCTR, for example, to note disagreement between the two parties.

.....

.....

.....

.....

.....

E.2 IUT Conformance status

This IUT has or has not been shown by conformance assessment to be non-conforming to the specified protocol specification.

Strike the appropriate words in this sentence. If the PICS for this IUT is consistent with the static conformance requirements (as specified in Clause D.3 in this report) and there are no "FAIL" verdicts to be recorded (in Clause D.6 in this report) strike the words "has or", otherwise strike the words "or has not".

E.3 Static conformance summary

The PICS for this IUT is or is not consistent with the static conformance requirements in the specified protocol.

Strike the appropriate words in this sentence.

E.4 Dynamic conformance summary

The test campaign did or did not reveal errors in the IUT.

Strike the appropriate words in this sentence. If there are no "FAIL" verdicts to be recorded (in Clause D.6 of this report) strike the words "did or" otherwise strike the words "or did not".

Summary of the results of groups of test:

.....
.....
.....
.....
.....
.....
.....
.....
.....
.....
.....

E.5 Static conformance review report

If Clause D.3 indicates non-conformance, this subclause itemizes the mismatches between the PICS and the static conformance requirements of the specified protocol specification.

.....
.....
.....
.....
.....
.....
.....
.....
.....
.....
.....

E.6 Test campaign report

Table E.4

| ATS Reference | Selected? | Run? | Verdict | Observations (Reference to any observations made in Clause 7) |
|---------------------|-----------|--------|---------|---|
| TC-AP-CPP-SS-CA-000 | Yes/No | Yes/No | | |
| TC-AP-CPP-SS-CA-001 | Yes/No | Yes/No | | |
| TC-AP-CPP-SS-CA-002 | Yes/No | Yes/No | | |
| TC-AP-CPP-RS-CA-000 | Yes/No | Yes/No | | |
| TC-AP-CPP-RS-CA-001 | Yes/No | Yes/No | | |
| TC-AP-CPP-RS-CA-002 | Yes/No | Yes/No | | |
| TC-AP-CPP-RS-CA-003 | Yes/No | Yes/No | | |
| TC-AP-CPP-RS-CA-004 | Yes/No | Yes/No | | |
| TC-AP-CPP-RS-CA-005 | Yes/No | Yes/No | | |
| TC-AP-CPP-RS-CA-006 | Yes/No | Yes/No | | |

E.7 Observations

Additional information relevant to the technical content of the PCTR is given here.

.....

.....

.....

.....

.....

.....

.....

.....

.....

.....

.....

History

| Document history | | |
|-------------------------|----------------|-------------|
| V1.1.1 | September 2000 | Publication |
| | | |
| | | |
| | | |
| | | |