



**LTE;
Evolved Universal Terrestrial Radio Access (E-UTRA)
and Evolved Universal Terrestrial Radio
Access Network (E-UTRAN);
Derivation of test tolerances for Radio Resource
Management (RRM) conformance tests
(3GPP TR 36.903 version 15.4.0 Release 15)**



Reference

RTR/TSGR-0536903vf40

Keywords

LTE

ETSI

650 Route des Lucioles
F-06921 Sophia Antipolis Cedex - FRANCE

Tel.: +33 4 92 94 42 00 Fax: +33 4 93 65 47 16

Siret N° 348 623 562 00017 - NAF 742 C
Association à but non lucratif enregistrée à la
Sous-Préfecture de Grasse (06) N° 7803/88

Important notice

The present document can be downloaded from:

<http://www.etsi.org/standards-search>

The present document may be made available in electronic versions and/or in print. The content of any electronic and/or print versions of the present document shall not be modified without the prior written authorization of ETSI. In case of any existing or perceived difference in contents between such versions and/or in print, the prevailing version of an ETSI deliverable is the one made publicly available in PDF format at www.etsi.org/deliver.

Users of the present document should be aware that the document may be subject to revision or change of status.

Information on the current status of this and other ETSI documents is available at

<https://portal.etsi.org/TB/ETSIDeliverableStatus.aspx>

If you find errors in the present document, please send your comment to one of the following services:

<https://portal.etsi.org/People/CommiteeSupportStaff.aspx>

Copyright Notification

No part may be reproduced or utilized in any form or by any means, electronic or mechanical, including photocopying and microfilm except as authorized by written permission of ETSI.

The content of the PDF version shall not be modified without the written authorization of ETSI.

The copyright and the foregoing restriction extend to reproduction in all media.

© ETSI 2020.

All rights reserved.

DECT™, **PLUGTESTS™**, **UMTS™** and the ETSI logo are trademarks of ETSI registered for the benefit of its Members.

3GPP™ and **LTE™** are trademarks of ETSI registered for the benefit of its Members and of the 3GPP Organizational Partners.

oneM2M™ logo is a trademark of ETSI registered for the benefit of its Members and of the oneM2M Partners.

GSM® and the GSM logo are trademarks registered and owned by the GSM Association.

Intellectual Property Rights

Essential patents

IPRs essential or potentially essential to normative deliverables may have been declared to ETSI. The information pertaining to these essential IPRs, if any, is publicly available for **ETSI members and non-members**, and can be found in ETSI SR 000 314: "*Intellectual Property Rights (IPRs); Essential, or potentially Essential, IPRs notified to ETSI in respect of ETSI standards*", which is available from the ETSI Secretariat. Latest updates are available on the ETSI Web server (<https://ipr.etsi.org/>).

Pursuant to the ETSI IPR Policy, no investigation, including IPR searches, has been carried out by ETSI. No guarantee can be given as to the existence of other IPRs not referenced in ETSI SR 000 314 (or the updates on the ETSI Web server) which are, or may be, or may become, essential to the present document.

Trademarks

The present document may include trademarks and/or tradenames which are asserted and/or registered by their owners. ETSI claims no ownership of these except for any which are indicated as being the property of ETSI, and conveys no right to use or reproduce any trademark and/or tradename. Mention of those trademarks in the present document does not constitute an endorsement by ETSI of products, services or organizations associated with those trademarks.

Legal Notice

This Technical Report (TR) has been produced by ETSI 3rd Generation Partnership Project (3GPP).

The present document may refer to technical specifications or reports using their 3GPP identities. These shall be interpreted as being references to the corresponding ETSI deliverables.

The cross reference between 3GPP and ETSI identities can be found under <http://webapp.etsi.org/key/queryform.asp>.

Modal verbs terminology

In the present document "**should**", "**should not**", "**may**", "**need not**", "**will**", "**will not**", "**can**" and "**cannot**" are to be interpreted as described in clause 3.2 of the [ETSI Drafting Rules](#) (Verbal forms for the expression of provisions).

"**must**" and "**must not**" are **NOT** allowed in ETSI deliverables except when used in direct citation.

Contents

Intellectual Property Rights	2
Legal Notice	2
Modal verbs terminology.....	2
Foreword.....	5
Introduction	5
1 Scope	6
2 References	6
3 Definitions, symbols and abbreviations	6
3.1 Definitions	6
3.2 Symbols.....	7
3.3 Abbreviations	7
4 General Principles	7
4.1 Principle of Superposition	7
4.2 Sensitivity analysis	7
4.3 Statistical combination of uncertainties.....	7
4.4 Correlation between uncertainties	8
4.4.1 Uncorrelated uncertainties	8
4.4.2 Positively correlated uncertainties	9
4.4.3 Negatively correlated uncertainties.....	9
4.4.4 Treatment of uncorrelated uncertainties	10
4.4.5 Treatment of positively correlated uncertainties with adverse effect.....	10
4.4.6 Treatment of positively correlated uncertainties with beneficial effect	10
4.4.7 Treatment of negatively correlated uncertainties	10
5 Grouping of test cases defined in TS 36.521-3	11
5A Grouping of test cases defined in TS 37.571-1	14
6 Determination of Test System Uncertainties.....	14
6.1 General	14
6.2 Uncertainty figures	14
7 Determination of Test Tolerances	15
7.1 General	15
Annex A: Derivation documents.....	16
Annex B: Default uncertainties for test cases defined in TS 36.521-3.....	17
B.0 AWGN and Fading.....	17
B.1 Group A: E-UTRA Intra-frequency mobility.....	17
B.2 Group B: E-UTRA Inter-frequency mobility	17
B.3 Group C: E-UTRA Intra-frequency UE reporting accuracy	18
B.4 Group D: E-UTRA Inter-frequency UE reporting accuracy	19
B.5 Group E: E-UTRA Random Access.....	19
B.6 Group F: E-UTRA Transmit timing and Timing advance	20
B.7 Group G: E-UTRA In-sync and Out-of-sync	21
B.8 Group H: E-UTRA to UTRA Inter-RAT mobility.....	21
B.9 Group I: E-UTRA to GSM Inter-RAT mobility.....	22

Annex C: **Default uncertainties for test cases defined in TS 37.571-1.....23**

Annex D: **Change History24**

History42

Foreword

This Technical Report has been produced by the 3rd Generation Partnership Project (3GPP).

The contents of the present document are subject to continuing work within the TSG and may change following formal TSG approval. Should the TSG modify the contents of the present document, it will be re-released by the TSG with an identifying change of release date and an increase in version number as follows:

Version x.y.z

where:

- x the first digit:
 - 1 presented to TSG for information;
 - 2 presented to TSG for approval;
 - 3 or greater indicates TSG approved document under change control.
- y the second digit is incremented for all changes of substance, i.e. technical enhancements, corrections, updates, etc.
- z the third digit is incremented when editorial only changes have been incorporated in the document.

Introduction

1 Scope

The present document specifies a general method used to derive Test Tolerances for Radio Resource Management tests, and establishes a system for relating the Test Tolerances to the measurement uncertainties of the Test System.

The test cases which have been analysed to determine Test Tolerances are included as .zip files.

The present document is applicable from Release 8 up to the release indicated on the front page of the present Terminal conformance specifications.

2 References

The following documents contain provisions which, through reference in this text, constitute provisions of the present document.

- References are either specific (identified by date of publication, edition number, version number, etc.) or non-specific.
- For a specific reference, subsequent revisions do not apply.
- For a non-specific reference, the latest version applies. In the case of a reference to a 3GPP document (including a GSM document), a non-specific reference implicitly refers to the latest version of that document in the same Release as the present document unless the context in which the reference is made suggests a different Release is relevant (information on the applicable release in a particular context can be found in e.g. test case title, description or applicability, message description or content).

- [1] 3GPP TR 21.905: "Vocabulary for 3GPP Specifications".
 - [2] ETSI ETR 273-1-2: "Improvement of radiated methods of measurement (using test sites) and evaluation of the corresponding measurement uncertainties; Part 1: Uncertainties in the measurement of mobile radio equipment characteristics; Sub-part 2: Examples and annexes".
 - [3] 3GPP TS 34.121-1: "Terminal conformance specification, Radio transmission and reception (FDD), Release 8".
 - [4] 3GPP TS 36.521-1: "User Equipment (UE) conformance specification, Radio transmission and reception Part 1: conformance testing, Release 8".
 - [5] 3GPP TS 36.521-3: "User Equipment (UE) conformance specification, Radio transmission and reception Part 3: Radio Resource Management (RRM) conformance testing, Release 8".
 - [6] 3GPP TS 36.141: "E-UTRA Base Station (BS) conformance testing, Release 8"
 - [7] 3GPP TS 36.211: "E-UTRA Physical Channels and Modulation, Release 8"
 - [8] 3GPP TS 37.571-1: "Universal Terrestrial Radio Access (UTRA) and Evolved UTRA (E-UTRA) and Evolved Packet Core (EPC); User Equipment (UE) conformance specification for UE positioning; Part 1: Terminal conformance".
-

3 Definitions, symbols and abbreviations

3.1 Definitions

For the purposes of the present document, the terms and definitions given in TR 21.905 [1] apply. A term defined in the present document takes precedence over the definition of the same term, if any, in TR 21.905 [1].

Other definitions used in the present document are listed in 3GPP TS 36.521-3 [5] or 3GPP TS 36.141 [6].

3.2 Symbols

Symbols used in the present document are listed in 3GPP TR 21.905 [1], 3GPP TS 36.521-3 [5] or 3GPP TS 36.141 [6].

3.3 Abbreviations

For the purposes of the present document, the abbreviations given in TR 21.905 [1] apply. An abbreviation defined in the present document takes precedence over the definition of the same abbreviation, if any, in TR 21.905 [1].

Other abbreviations used in the present document are listed in 3GPP TS 36.521-3 [5] or 3GPP TS 36.141 [6].

4 General Principles

4.1 Principle of Superposition

For multi-cell tests there are several cells each generating various Physical channels. In general cells are combined along with AWGN, so the signal and noise seen by the UE may be determined by more than one cell.

Since several cells may contribute towards the overall power applied to the UE, a number of test system uncertainties affect the signal and noise seen by the UE. The aim of the superposition method is to vary each controllable parameter of the test system separately, and to establish its effect on the critical parameters as seen by the UE receiver. The superposition principle then allows the effect of each test system uncertainty to be added, to calculate the overall effect.

The contributing test system uncertainties shall form a minimum set for the superposition principle to be applicable.

4.2 Sensitivity analysis

A change in any one channel level or channel ratio generated at source does not necessarily have a 1:1 effect at the UE. The effect of each controllable parameter of the test system on the critical parameters as seen by the UE receiver shall therefore be established. As a consequence of the sensitivity scaling factors not necessarily being unity, the test system uncertainties cannot be directly applied as test tolerances to the critical parameters as seen by the UE.

EXAMPLE: In many of the tests described, the \hat{E}_s / I_{ot} is one of the critical parameters at the UE. Scaling factors are used to model the sensitivity of the \hat{E}_s / I_{ot} to each test system uncertainty. When the scaling factors have been determined, the superposition principle then allows the effect of each test system uncertainty to be added, to give the overall variability in the critical parameters as seen at the UE.

There are often constraints on several parameters at the UE. The aim of the sensitivity analysis, together with the acceptable test system uncertainties, is to ensure that the variability in each of these parameters is controlled within the limits necessary for the specification to apply. The test has then been conducted under valid conditions.

4.3 Statistical combination of uncertainties

The acceptable uncertainties of the test system are specified as the measurement uncertainty tolerance interval for a specific measurement that contains 95 % of the performance of a population of test equipment, in accordance with 3GPP TS 36.521-3 [5] clause F.1. In the RRM tests covered by the present document, the Test System shall enable the stimulus signals in the test case to be adjusted to within the specified range, with an uncertainty not exceeding the specified values.

The method given in the present document combines the acceptable uncertainties of the test system, to give the overall variability in the critical parameters as seen at the UE. Since the process does not add any new uncertainties, the method of combination should be chosen to maintain the same tolerance interval for the combined uncertainty as is already specified for the contributing test system uncertainties.

The basic principle for combining uncertainties is in accordance with ETR 273-1-2 [2]. In summary, the process requires 3 steps:

- a) Express the value of each contributing uncertainty as a one standard deviation figure, from knowledge of its numeric value and its distribution.
- b) Combine all the one standard deviation figures as root-sum-squares, to give the one standard deviation value for the combined uncertainty.
- c) Expand the combined uncertainty by a coverage factor, according to the tolerance interval required.

Provided that the contributing uncertainties have already been obtained using this method, using a coverage factor of 2, further stages of combination can be achieved by performing step b) alone, since steps a) and c) simply divide by 2 and multiply by 2 respectively.

The root-sum-squares method is therefore used to maintain the same tolerance interval for the combined uncertainty as is already specified for the contributing test system uncertainties. In some cases where correlation between contributing uncertainties has an adverse effect, the method is modified in accordance with clause 4.4.5 of the present document.

In each analysis, the uncertainties are assumed to be uncorrelated, and are added result root-sum-square unless otherwise stated.

The combination of uncertainties is performed using dB values for simplicity. It has been shown that using dB uncertainty values gives a slightly worse combined uncertainty result than using linear values for the uncertainties. The analysis method therefore errs on the safe side.

4.4 Correlation between uncertainties

The statistical (root-sum-square) addition of uncertainties is based on the assumption that the uncertainties are independent of each other. For realisable test systems, the uncertainties may not be fully independent. The validity of the method used to add uncertainties depends on both the type of correlation and on the way in which the uncertainties affect the test requirements.

Clauses 4.4.1 to 4.4.3 give examples to illustrate different types of correlation.

Clauses 4.4.4 to 4.4.7 show how the scenarios applicable to multi-cell RRM tests are treated.

4.4.1 Uncorrelated uncertainties

The graph shows an example of two test system uncertainties, A and B, which affect a test requirement. Each sample from a population of test systems has a specific value of error in parameter A, and a specific value of error in parameter B. Each dot on the graph represents a sample from a population of test systems, and is plotted according to its error values for parameters A and B.

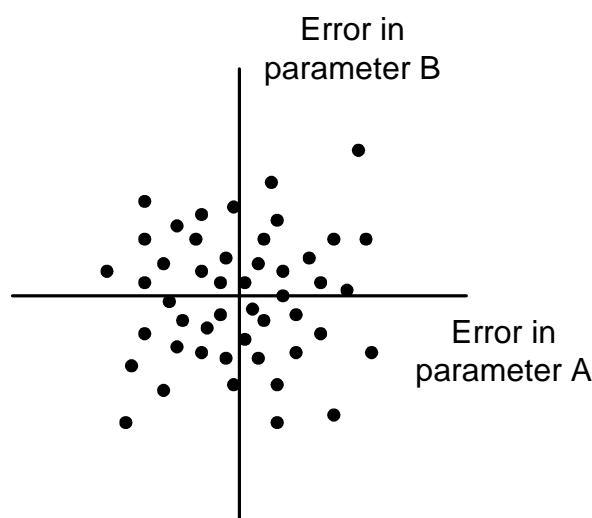


Figure 4.4.1.1: Example of two test system uncertainties affecting a test requirement

It can be seen that a positive value of error in parameter A, for example, is equally likely to occur with either a positive or a negative value of error in parameter B. This is expected when two parameters are uncorrelated, such as two uncertainties which arise from different and unrelated parts of the test system.

4.4.2 Positively correlated uncertainties

The graph shows an example of two test system uncertainties, A and B, which affect a test requirement. Each sample from a population of test systems has a specific value of error in parameter A, and a specific value of error in parameter B. Each dot on the graph represents a sample from a population of test systems, and is plotted according to its error values for parameters A and B.

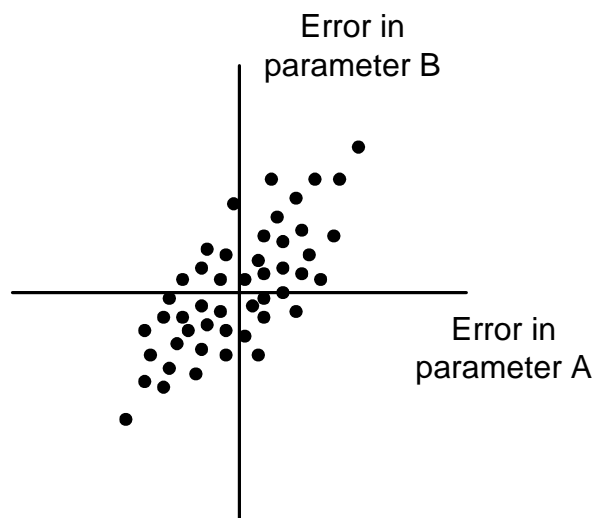


Figure 4.4.2.1: Example of two test system uncertainties affecting a test requirement

It can be seen that a positive value of error in parameter A, for example, is more likely to occur with a positive value of error in parameter B and less likely to occur with a negative value of error in parameter B. This can occur when the two uncertainties arise from similar parts of the test system, or when one component of the uncertainty affects both parameters in a similar way.

In an extreme case, if the error in parameter A and the error in parameter B came from the same sources of uncertainty, and no others, the dots would lie on a straight line of slope +1.

4.4.3 Negatively correlated uncertainties

The graph shows an example of two test system uncertainties, A and B, which affect a test condition. Each sample from a population of test systems has a specific value of error in parameter A, and a specific value of error in parameter B. Each dot on the graph represents a sample from a population of test systems, and is plotted according to its error values for parameters A and B.

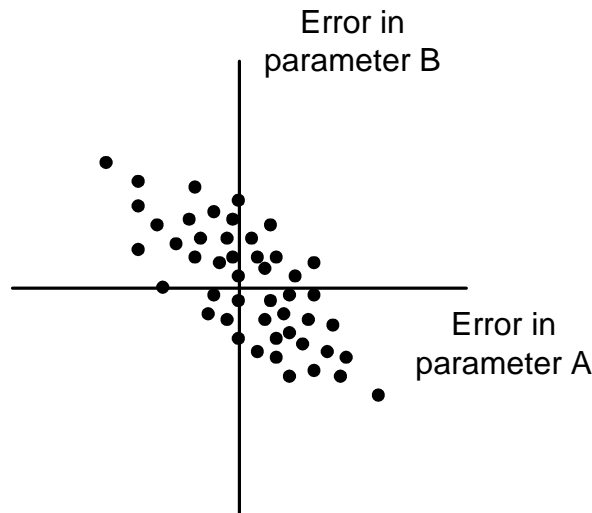


Figure 4.4.3.1: Example of two test system uncertainties affecting a test condition

It can be seen that a positive value of error in parameter A, for example, is more likely to occur with a negative value of error in parameter B and less likely to occur with a positive value of error in parameter B. This effect can theoretically occur, and is included for completeness, but is unlikely in a practical test system.

4.4.4 Treatment of uncorrelated uncertainties

If two uncertainties are uncorrelated, they are added statistically in the analysis. Provided that each uncertainty is already expressed as an expanded uncertainty with coverage factor 2, the contributing uncertainties are added root-sum-squares to give a combined uncertainty which also has coverage factor 2, and the 95% tolerance interval is maintained.

This is the default assumption.

4.4.5 Treatment of positively correlated uncertainties with adverse effect

If two test system uncertainties are positively correlated, and if they affect the value of a critical parameter in the same direction, the combined effect may be greater than predicted by adding the contributing uncertainties root-sum-squares.

In this scenario the two uncertainties are added worst-case in the analysis. Provided that each uncertainty is already expressed as an expanded uncertainty with coverage factor 2, the combined uncertainty will cover a 95% tolerance interval even when the two contributing uncertainties are fully correlated. If the two contributing uncertainties are less than fully correlated, the combined uncertainty will cover a tolerance interval greater than 95%.

4.4.6 Treatment of positively correlated uncertainties with beneficial effect

If two test system uncertainties are positively correlated, and if they affect the value of a critical parameter in opposite directions, the combined effect will be less than predicted by adding the contributing uncertainties root-sum-squares.

In this scenario the two uncertainties are added statistically in the analysis. Provided that each uncertainty is already expressed as an expanded uncertainty with coverage factor 2, the combined uncertainty will cover a 95% tolerance interval when the two contributing uncertainties are uncorrelated. If the two contributing uncertainties are positively correlated, the combined uncertainty will cover a tolerance interval greater than 95%.

4.4.7 Treatment of negatively correlated uncertainties

Negatively correlated uncertainties are excluded by the assumptions. This has been agreed as an acceptable restriction on practical test systems, as the mechanisms which produce correlation generally arise from similarities between two parts of the test system, and therefore produce positive correlation.

5 Grouping of test cases defined in TS 36.521-3

The Test cases are grouped from the viewpoint of efficiently defining the uncertainties and test tolerances. Tests in the same group generally have the same type of uncertainties, given in more detail in Annex B.

A group of test cases having significant differences from those already listed, in respect of uncertainties and test tolerance analysis, will require a new row in the Table.

Table 5-1: Test case groups for test tolerance analysis

Group	E-UTRA FDD	E-UTRA TDD	E-UTRA FDD/TDD	E-UTRA FDD Inter-RAT	E-UTRA TDD Inter-RAT	Comments
A	4.2.1 5.1.1 6.1.1 8.1.1 8.1.2 8.1.3	4.2.2 5.1.2 6.1.3 8.2.1 8.2.2				Two cell LTE intra 2 or 3 time periods Various number of sub-tests Some tests have fading
B	4.2.3 5.1.3 5.1.5 6.1.2 8.3.1 8.3.2 8.3.3 8.11.1	4.2.6 5.1.4 5.1.6 6.1.4 8.4.1 8.4.2 8.4.3 8.11.2				Two or three cell LTE inter 2 or 3 time periods Some tests have fading
C	9.1.1.1 9.1.1.2 9.2.1.1	9.1.2.1 9.1.2.2 9.2.2.1				Two cell LTE intra 3 sub-tests RSRP, RSRQ
D	9.1.3.1 9.1.3.2 9.2.3.1 9.2.3.2	9.1.4.1 9.1.4.2 9.2.4.1 9.2.4.2				Two cell LTE inter 2 or 3 sub-tests RSRP, RSRQ
E	6.2.1 6.2.2	6.2.3 6.2.4				One cell LTE 1 time period Various number of sub-tests Level, timing
F	7.1.1 7.2.1	7.1.2 7.2.2				One cell LTE Various number of time periods Various number of sub-tests Timing only
G	7.3.1 7.3.2 7.3.5 7.3.6	7.3.3 7.3.4 7.3.7 7.3.8				One cell LTE Various number of time periods Various number of sub-tests
H				4.3.1.1 4.3.1.2 4.3.1.3 4.3.2 5.2.1 5.2.5 5.2.7 8.5.1 8.5.2 8.5.3 8.9.1 9.3.1 9.4.1	4.3.4.2 4.3.4.1 4.3.4.3 4.3.3 5.2.2 5.2.4 5.2.10 8.6.1 8.7.3 8.7.2 9.3.2 9.4.2	One cell LTE or two cell LTE inter frequency one UTRA cell Various number of time periods Various number of sub-tests Some tests have fading
I				4.4.1 5.2.3 5.2.8 8.8.1 8.8.2	4.4.2 5.2.6 5.2.9 8.10.1 8.10.2	One cell LTE or two cell LTE inter frequency one GSM cell 2 or 3 time periods No fading
J	8.3.7 8.3.8 8.3.9	8.4.7				Four cells LTE inter 2 time periods Some tests have fading

5A Grouping of test cases defined in TS 37.571-1

The Test cases are grouped from the viewpoint of efficiently defining the uncertainties and test tolerances. Tests in the same group generally have the same type of uncertainties, given in more detail in Annex C.

A group of test cases having significant differences from those already listed, in respect of uncertainties and test tolerance analysis, will require a new row in the Table.

Table 5 A-1: Test case groups for test tolerance analysis for ECID and OTDOA positioning test cases

Group	E-UTRA FDD	E-UTRA TDD	E-UTRA FDD/TDD	E-UTRA FDD Inter-RAT	E-UTRA TDD Inter-RAT	Comments
[FFS]	8.1.1	8.1.2				One cell LTE Various number of time periods Various number of sub-tests Timing only

6 Determination of Test System Uncertainties

6.1 General

The uncertainty of a test system when making measurements reduces the ability of the test system to distinguish between conformant and non-conformant test subjects. The aim is therefore to minimise uncertainty, subject to a number of practical constraints:

- a) A vendor's test system should be reproducible in the required quantities.
- b) A choice of test systems should be available from different vendors.
- c) The uncertainties should allow reasonable freedom of test system implementation
- d) The test system can be run automatically
- e) The test system may include several radio access technologies
- f) It should be possible to maintain calibration of deployed test systems over reasonable spans of time and environmental conditions

In practice therefore within 3GPP the acceptable uncertainty of the test system is the smallest value that can be agreed between the test system vendors represented, consistent with the above constraints. The uncertainty will not therefore be as low as could be achieved, for example, by a national standards laboratory.

6.2 Uncertainty figures

The actual figures for the acceptable uncertainty of a test system are defined in Annex F of 36.521-3 [5] and Annex C of 37.571-1 [8]. To avoid maintenance issues with figures in separate specifications, the uncertainties are not formally defined within the present document, but informative guidelines are provided in Annex B and Annex C of the present document.

In many cases the default uncertainties in Annex B of the present document are the same as used for UTRA in TS 34.121-1 [3] to allow similar calibration methods to be used. Where E-UTRA has different requirements, or parameters are specified in a different way, the uncertainties may differ.

In some cases the default uncertainties in Annex B of the present document are the same as used for equivalent base station test specifications, which have sometimes been agreed earlier than the UE test specifications.

7 Determination of Test Tolerances

7.1 General

The general principles given in the present document are applied to each test case, according to the applicable uncertainties and requirements to obtain a correct verdict.

The test cases which have been analysed to determine Test Tolerances are included in the present document as .zip files. The name of the zip file indicates the test cases covered.

Annex A gives the rationale for their inclusion.

Annex A: Derivation documents

The documents (and spreadsheets where applicable) used to derive the test tolerances for each test case are included in the present document as zip files.

The aim is to provide a reference to completed test cases, so that test tolerances for similar test cases can be derived on a common basis. The information on test case grouping in section 5 can be used to identify similarities.

Annex B: Default uncertainties for test cases defined in TS 36.521-3

This annex contains suggested uncertainties, grouped according to types of test case. The aim is to provide a consistent set of uncertainties across similar test cases to allow efficient implementation.

This Annex is informative only, as the acceptable uncertainties of a test system are defined in Annex F of 36.521-3 [5].

B.0 AWGN and Fading

The following uncertainties and parameters are suggested for E-UTRA AWGN and Fading:

Table B.0-1: Parameters for E-UTRA AWGN and Fading

AWGN Bandwidth	$\geq 1.08\text{MHz}$, 2.7MHz, 4.5MHz, 9MHz, 13.5MHz, 18MHz; $N_{RB} \times 180\text{kHz}$ according to BW_{Config}
AWGN absolute power uncertainty	Test-specific
AWGN flatness and signal flatness, max deviation for any Resource Block, relative to average over BW_{Config}	± 2 dB
AWGN peak to average ratio	≥ 10 dB @0.001%
Signal-to noise ratio uncertainty	Test-specific
Fading profile power uncertainty	
- For 1 Tx antenna:	± 0.5 dB
- For 2 Tx antenna	± 0.7 dB
Fading profile delay uncertainty, relative to frame timing	± 5 ns (excludes absolute errors related to baseband timing)

Values are chosen to be the same as the performance tests in section 8 of TS 36.521-1 [4].

B.1 Group A: E-UTRA Intra-frequency mobility

The following uncertainties and parameters are suggested for E-UTRA Intra-frequency mobility tests:

Table B.1-1: Maximum Test System Uncertainty for E-UTRA Intra-frequency mobility

N_{oc} averaged over BW_{Config}	± 1.0 dB
\hat{E}_{S1} / N_{oc} averaged over BW_{Config}	± 0.3 dB
\hat{E}_{S2} / N_{oc} averaged over BW_{Config}	± 0.3 dB
Note: \hat{E}_{S1} / N_{oc} is the ratio of cell 1 signal / AWGN \hat{E}_{S2} / N_{oc} is the ratio of cell 2 signal / AWGN For tests that use fading, the fading uncertainties are given in Table B.0.1	

Values are chosen to be the same as equivalent parameters for UTRA in TS 34.121-1 [3].

This choice forms a minimum set, so the superposition principle can be applied.

B.2 Group B: E-UTRA Inter-frequency mobility

The following uncertainties and parameters are suggested for E-UTRA Inter-frequency mobility tests:

Table B.2-1: Maximum Test System Uncertainty for E-UTRA Inter-frequency mobility

N_{oc1} averaged over BW_{Config}	± 0.7 dB
$\hat{E}s_1 / N_{oc1}$ averaged over BW_{Config}	± 0.3 dB
N_{oc2} averaged over BW_{Config}	± 0.7 dB
$\hat{E}s_2 / N_{oc2}$ averaged over BW_{Config}	± 0.3 dB
N_{oc3} averaged over BW_{Config}	± 0.7 dB
$\hat{E}s_3 / N_{oc3}$ averaged over BW_{Config}	± 0.3 dB
Note: N_{oc1} is the AWGN on cell 1 frequency $\hat{E}s_1 / N_{oc1}$ is the ratio of cell 1 signal / AWGN N_{oc2} is the AWGN on cell 2 frequency $\hat{E}s_2 / N_{oc2}$ is the ratio of cell 2 signal / AWGN N_{oc3} is the AWGN on cell 3 frequency if cell 3 exist $\hat{E}s_3 / N_{oc3}$ is the ratio of cell 3 signal / AWGN if cell 3 exist For tests that use fading, the fading uncertainties are given in Table B.0.1	

N_{oc} values are chosen to be the same as the smallest existing downlink signal uncertainty in TS 36.521-1 [4].

$\hat{E}s / N_{oc}$ values are chosen to be the same as intra-frequency in B.1.

This choice forms a minimum set, so the superposition principle can be applied.

B.3 Group C: E-UTRA Intra-frequency UE reporting accuracy

The following uncertainties and parameters are suggested for E-UTRA Intra-frequency UE reporting accuracy tests:

Table B.3-1: Maximum Test System Uncertainty for E-UTRA Intra-frequency UE reporting accuracy

N_{oc} averaged over BW_{Config}	± 0.7 dB
N_{oc} for PRBs #22-27	± 1.0 dB
$\hat{E}s_1 / N_{oc}, \hat{E}s_2 / N_{oc}$ averaged over BW_{Config}	± 0.3 dB
$\hat{E}s_1 / N_{oc}, \hat{E}s_2 / N_{oc}$ for PRBs #22-27	± 0.8 dB
Note: $\hat{E}s_1 / N_{oc}$ is the ratio of cell 1 signal / AWGN $\hat{E}s_2 / N_{oc}$ is the ratio of cell 2 signal / AWGN	

In these tests the UE measures the power of Cells over specific Physical Resource Block (PRB) numbers #22 to #27. The generic AWGN parameters values similar to those used in performance tests are therefore unsuitable, because the AWGN flatness specification would allow a large deviation for the power in PRBs #22 to #27.

In addition, these tests have separate constraints on the RSRP or RSRQ reported values (derived from UE measurements over PRBs #22 to #27), and on the overall power I_o , specified over BW_{Config} .

Two sets of parameters are therefore given. The set averaged over the configured bandwidth have similar values to those already proposed for other tests. The set averaged over PRBs #22 to #27 have wider values, but constraining the deviation enough not to widen the RSRP or RSRQ reporting range too much.

The N_{oc} value averaged over BW_{Config} is chosen to be the same as the smallest existing downlink signal uncertainty in TS 36.521-1 [4].

The N_{oc} value for PRBs #22-27 is chosen to allow some deviation for these specific PRBs compared to the “averaged over BW_{Config} ” figure, but reasonably small compared to the UE reporting accuracy.

The $\hat{E}s / N_{oc}$ values averaged over BW_{Config} are chosen to be the same as intra-frequency in B.1.

The $\hat{E}s / N_{oc}$ values for PRBs #22-27 are chosen to allow some deviation for these specific PRBs compared to the “averaged over BW_{Config} ” figure, but reasonably small compared to the UE reporting accuracy.

This choice forms a minimum set (separately for PRBs #22-27, and for “averaged over BW_{Config} ”), so the superposition principle can be applied.

B.4 Group D: E-UTRA Inter-frequency UE reporting accuracy

The following uncertainties and parameters are suggested for E-UTRA Inter-frequency UE reporting accuracy tests:

Table B.4-1: Maximum Test System Uncertainty for E-UTRA Inter-frequency UE reporting accuracy

N_{oc1}, N_{oc2} averaged over BW_{Config}	± 0.7 dB
N_{oc1}, N_{oc2} for PRBs #22-27	± 1.0 dB
$\hat{E}s_1 / N_{oc1}, \hat{E}s_2 / N_{oc2}$ averaged over BW_{Config}	± 0.3 dB
$\hat{E}s_1 / N_{oc1}, \hat{E}s_2 / N_{oc2}$ for PRBs #22-27	± 0.8 dB
Note: N_{oc1} is the AWGN on cell 1 frequency $\hat{E}s_1 / N_{oc1}$ is the ratio of cell 1 signal / AWGN N_{oc2} is the AWGN on cell 2 frequency $\hat{E}s_2 / N_{oc2}$ is the ratio of cell 2 signal / AWGN	

In these tests the UE measures the power of Cells over specific Physical Resource Block (PRB) numbers #22 to #27. The generic AWGN parameters values similar to those used in performance tests are therefore unsuitable, because the AWGN flatness specification would allow a large deviation for the power in PRBs #22 to #27.

In addition, these tests have separate constraints on the RSRP or RSRQ reported values (derived from UE measurements over PRBs #22 to #27), and on the overall power I_o , specified over BW_{Config} .

Two sets of parameters are therefore given. The set averaged over the configured bandwidth have similar values to those already proposed for other tests. The set averaged over PRBs #22 to #27 have wider values, but constraining the deviation enough not to widen the RSRP or RSRQ reporting range too much.

The N_{oc} value averaged over BW_{Config} is chosen to be the same as the smallest existing downlink signal uncertainty in TS 36.521-1 [4].

The N_{oc} value for PRBs #22-27 is chosen to allow some deviation for these specific PRBs compared to the “averaged over BW_{Config} ” figure, but reasonably small compared to the UE reporting accuracy.

The $\hat{E}s / N_{oc}$ values averaged over BW_{Config} are chosen to be the same as inter-frequency in B.2.

The $\hat{E}s / N_{oc}$ values for PRBs #22-27 are chosen to allow some deviation for these specific PRBs compared to the “averaged over BW_{Config} ” figure, but reasonably small compared to the UE reporting accuracy.

This choice forms a minimum set (separately for PRBs #22-27, and for “averaged over BW_{Config} ”), so the superposition principle can be applied.

B.5 Group E: E-UTRA Random Access

The following uncertainties and parameters are suggested for E-UTRA Random Access tests:

Table B.5-1: Maximum Test System Uncertainty for E-UTRA Random Access

Downlink signal:	
N_{oc} averaged over BW_{Config}	± 0.7 dB
$\hat{E}s / N_{oc}$ averaged over BW_{Config}	± 0.3 dB
Uplink signal:	
Absolute power measurement	± 0.7 dB
Power step relative measurement	± 0.7 dB
Uplink signal transmit timing relative to downlink	$\pm 3T_s$ $T_s = 1/(15000 \times 2048)$ seconds, the basic timing unit defined in TS 36.211

The downlink N_{oc} and $\hat{E}s / N_{oc}$ values are chosen to be the same as intra-frequency in B.3. The downlink signal uncertainties are critical for random access tests because the UE uses RSRP to calculate path loss, and hence to set the uplink power to the desired value.

The uplink power absolute signal measurement uncertainty value is chosen to be the same as the Maximum Output Power test 6.2.2 in Annex F of TS 36.521-1 [4]. The uplink power relative signal measurement uncertainty value is chosen to be the same as the Relative Power control test 6.3.5.2 in Annex F of TS 36.521-1 [4].

The uncertainty for uplink signal transmit timing relative to downlink measurement was derived by taking 25% of the tightest UE core requirement, which is $12 * T_s$ for ≥ 3 MHz Channel bandwidth, giving a $\pm 3 * T_s$ uncertainty.

The timing uncertainty is expressed in units of $T_s = 1 / (15000 \times 2048)$ seconds, the basic timing unit defined in TS 36.211 [7].

These choices form a minimum set, so the superposition principle can be applied.

B.6 Group F: E-UTRA Transmit timing and Timing advance

The following uncertainties and parameters are suggested for E-UTRA Transmit timing and Timing advance tests:

Table B.6-1: Maximum Test System Uncertainty for E-UTRA Transmit timing and Timing advance

Downlink signal:	
N_{oc} averaged over BW_{Config}	± 3.0 dB
$\hat{E}s / N_{oc}$ averaged over BW_{Config}	± 0.3 dB
Uplink signal:	
Uplink signal transmit timing relative to downlink	$\pm 3T_s$ $T_s = 1/(15000 \times 2048)$ seconds, the basic timing unit defined in TS 36.211
Relative UE timing adjustment	$\pm 0.5T_s$ $T_s = 1/(15000 \times 2048)$ seconds, the basic timing unit defined in TS 36.211

The downlink uncertainty values are chosen to be the same as the performance tests in section 8 of TS 36.521-1 [4]. For Transmit timing and Timing advance tests, neither the absolute level of N_{oc} nor the signal to noise ratio is critical.

The uncertainty for uplink signal transmit timing relative to downlink measurement was derived by taking 25% of the tightest UE core requirement, which is $12 * T_s$ for ≥ 3 MHz Channel bandwidth, giving a $\pm 3 * T_s$ uncertainty.

The uncertainty for relative UE timing adjustment was derived by taking 25% of the tightest UE core requirement, which is $2 * T_s$ for ≥ 10 MHz Channel bandwidth, giving a $\pm 0.5 * T_s$ uncertainty.

Both timing uncertainties are expressed in units of $T_s = 1 / (15000 \times 2048)$ seconds, the basic timing unit defined in TS 36.211 [7].

These choices form a minimum set, so the superposition principle can be applied.

B.7 Group G: E-UTRA In-sync and Out-of-sync

The following uncertainties and parameters are suggested for E-UTRA In-sync and Out-of-sync tests:

Table B.7-1: Maximum Test System Uncertainty for E-UTRA In-sync and Out-of-sync

Downlink signal:	
N_{oc} averaged over BW_{Config}	± 3.0 dB
\hat{E}_s / N_{oc} averaged over BW_{Config}	± 0.3 dB
Note: For tests that use fading, the fading uncertainties are given in Table B.0.1	

Values are chosen to be the same as the performance tests in section 8 of TS 36.521-1 [4]. For In-sync and Out-of-sync tests, as with performance tests, the absolute level of N_{oc} is not critical, but the signal to noise ratio is critical.

This choice forms a minimum set, so the superposition principle can be applied.

B.8 Group H: E-UTRA to UTRA Inter-RAT mobility

The following uncertainties and parameters are suggested for E-UTRAN cell in Table B.8-1 and for UTRAN cell in Table B.8-2.

Table B.8-1: Maximum Test System Uncertainty for E-UTRAN cell E-UTRA to UTRA Inter-RAT mobility

N_{oc1} averaged over BW_{Config}	± 0.7 dB
\hat{E}_{s1} / N_{oc1} averaged over BW_{Config}	± 0.3 dB
N_{oc2} averaged over BW_{Config}	± 0.7 dB
\hat{E}_{s2} / N_{oc2} averaged over BW_{Config}	± 0.3 dB
Note: N_{oc1} is the AWGN on cell 1 frequency \hat{E}_{s1} / N_{oc1} is the ratio of cell 1 signal / AWGN N_{oc2} is the AWGN on cell 2 frequency if the second LTE cell exist \hat{E}_{s2} / N_{oc2} is the ratio of cell 2 signal / AWGN if the second LTE cell exist For cells that use fading, the fading uncertainties are given in Table B.0.1	

Table B.8-2: Maximum Test System Uncertainty for UTRAN cell E-UTRA to UTRA Inter-RAT mobility

I_{oc}	± 0.7 dB
I_{or} / I_{oc}	± 0.3 dB
E_c / I_{or}	
CPICH E_c / I_{or} (UTRA FDD)	± 0.1 dB
PCCPCH E_c / I_{or} (UTRA TDD)	± 0.1 dB
DwPCH E_c / I_{or} (UTRA TDD)	± 0.1 dB
Note: I_{oc} is the AWGN on UTRA cell frequency I_{or} / I_{oc} is the ratio of UTRA cell signal / AWGN CPICH E_c / I_{or} is the fraction of UTRA FDD cell power assigned to the CPICH Physical channel PCCPCH E_c / I_{or} is the fraction of UTRA TDD cell power assigned to the PCCPCH Physical channel DwPCH E_c / I_{or} is the fraction of UTRA TDD cell power assigned to the DwPCH channel For cell that use fading, the fading profile power uncertainty of ± 0.5 dB shall be considered.	

\hat{E}_s / N_{oc} and \hat{I}_{or} / I_{oc} are chosen to be similar to equivalent parameters in W-CDMA. The absolute levels of N_{oc} and I_{oc} are specified as ± 0.7 dB, similar to the uncertainty for other absolute power values such as RefSens. The E_c / I_{or} is specified as ± 0.1 dB, similar to the uncertainty in TS 34.121-1.

This choice forms a minimum set, so the superposition principle can be applied.

B.9 Group I: E-UTRA to GSM Inter-RAT mobility

The following uncertainties and parameters are suggested for E-UTRAN cell in Table B.9-1 and for GSM cell in Table B.9-2.

Table B.9-1: Maximum Test System Uncertainty for E-UTRAN cell E-UTRA to GSM Inter-RAT mobility

N_{oc1} averaged over BW_{Config}	± 0.7 dB
$\hat{E}s_1 / N_{oc1}$ averaged over BW_{Config}	± 0.3 dB
N_{oc2} averaged over BW_{Config}	± 0.7 dB
$\hat{E}s_2 / N_{oc2}$ averaged over BW_{Config}	± 0.3 dB
Note: N_{oc1} is the AWGN on cell 1 frequency $\hat{E}s_1 / N_{oc1}$ is the ratio of cell 1 signal / AWGN N_{oc2} is the AWGN on cell 2 frequency if the second LTE cell exist $\hat{E}s_2 / N_{oc2}$ is the ratio of cell 2 signal / AWGN if the second LTE cell exist	

Table B.9-2: Maximum Test System Uncertainty for UTRAN cell E-UTRA to GSM Inter-RAT mobility

Signal level	± 0.7 dB
Note: GSM cell has only the wanted signal, without AWGN	

N_{oc} values are chosen to be the same as the smallest existing downlink signal uncertainty in TS 36.521-1 [4].

$\hat{E}s / N_{oc}$ values are chosen to be the same as intra-frequency in B.1.

The GSM cell signal level is specified as ± 0.7 dB, similar to the uncertainty for other absolute power values such as E-UTRA RefSens.

This choice forms a minimum set, so the superposition principle can be applied.

Annex C: Default uncertainties for test cases defined in TS 37.571-1

This annex contains suggested uncertainties, grouped according to types of test case. The aim is to provide a consistent set of uncertainties across similar test cases to allow efficient implementation.

This Annex is informative only, as the acceptable uncertainties of a test system are defined in Annex C of 37.571-1 [8].

Annex D: Change History

Date	TSG #	TSG Doc.	CR	Rev	Subject/Comment	Old	New
2010-02	RAN5#46	R5-072185	-	-	TR 36.903 Skeleton proposed for RAN5#46	-	0.0.1
2010-06	-	-	-	-	TR 36.903 update proposed	0.0.1	0.0.x
2010-08	RAN5#48	-	-	-	TR 36.903 update proposed	0.0.x	0.0.2
2010-08	RAN5#48	R5-104409	-	-	TR 36.903 update proposed including all docs agreed on RAN5#48	0.0.2	0.1.0
2010-09	-	-	-	-	Small editorial corrections	0.1.0	0.1.1
2010-09	RAN5#49	R5-106802	-	-	TR 36.903 update proposed including all docs agreed on RAN5#49	0.1.1	1.0.0
2010-12	RAN5#50	R5-101182	-	-	TR 36.903 v1.0.0 on Derivation of test tolerances for multi-cell RRM conformance tests (Approval)	1.0.0	8.0.0
2010-12	RAN5#50	-	-	-	Raised to v9.0.0 with no change	8.0.0	9.0.0
2011-09	RAN5#52	R5-113225	0001	-	Test Tolerance analysis for RRM test case 4.3.1.3	9.0.0	9.1.0
2011-09	RAN5#52	R5-113227	0002	-	RRM Test Tools agreed at RAN5#50 in TR 36.903	9.0.0	9.1.0
2011-09	RAN5#52	R5-113228	0003	-	RRM Test Tools agreed at RAN5#51 in TR 36.903	9.0.0	9.1.0
2011-09	RAN5#52	R5-113248	0004	-	Add Test Tolerance analysis for the inter RAT E-UTRAN handover test cases 5.2.1 and 5.2.2	9.0.0	9.1.0
2011-09	RAN5#52	R5-114008	0005	-	Add Test Tolerance analysis for E-UTRAN to UTRA TDD handover test case 5.2.4	9.0.0	9.1.0
2011-09	RAN5#52	R5-114010	0006	-	RRM Test Tools Updates agreed at RAN5#50 for TR 36.903	9.0.0	9.1.0
2011-09	RAN5#52	R5-114011	0007	-	Update Test Tolerance analysis for Test cases 8.x	9.0.0	9.1.0
2011-09	RAN5#52	R5-114012	0008	-	Test Tolerance analysis for TS36.521-3 FDD SON ANR test case 8.5.2	9.0.0	9.1.0
2011-09	RAN5#52	R5-114015	0009	-	Add Test Tolerance analysis for E-UTRAN FDD/TDD - UTRA FDD CPICH Ec/No absolute measurement accuracy test cases	9.0.0	9.1.0
2011-09	RAN5#52	R5-114017	0010	-	Add Test Tolerance analysis for E-UTRAN FDD- UTRAN TDD event triggered reporting under fading propagation conditions	9.0.0	9.1.0
2011-09	RAN5#52	R5-114018	0011	-	Update analysis for TC 8.3.3+8.4.3 in 36.903	9.0.0	9.1.0
2011-09	RAN5#52	R5-114020	0012	-	Add Uncertainties and TT analysis for TC 4.3.4.3 in 36.903	9.0.0	9.1.0
2011-09	RAN5#52	R5-114058	0013	-	Add Test Tolerance analysis for E-UTRAN to UTRA Cell Re-Selection test cases 4.3.4.1	9.0.0	9.1.0
2011-12	RAN5#53	R5-115149	0014	-	Add Inter-RAT test case groups in 36.903	9.1.0	9.2.0
2011-12	RAN5#53	R5-115825	0015	-	Test tolerances methodology for UE measurement procedures Inter-RAT event triggered reporting when DRX is used under fading test case 8.5.3 in TR 36.903	9.1.0	9.2.0
2011-12	RAN5#53	R5-115188	0016	-	Test Tolerance analysis for RRM test case 8.11.3	9.1.0	9.2.0
2011-12	RAN5#53	R5-115201	0017	-	Test Tolerance analysis for TS36.521-3 TDD SON ANR test case 8.7.3	9.1.0	9.2.0
2011-12	RAN5#53	R5-115402	0018	-	Test Tolerance analysis for RRM test case 4.3.3	9.1.0	9.2.0
2011-12	RAN5#53	R5-115788	0019	-	GCF Priority 2 - Add RRM Test Tolerance analysis for RRM test case 8.11.1 and 8.11.2	9.1.0	9.2.0
2011-12	RAN5#53	R5-115826	0020	-	Update of Test Tolerances analysis for ch.9 test cases	9.1.0	9.2.0
2011-12	RAN5#53	R5-115898	0021	-	Add test tolerance analysis for 6.1.3 and 6.1.4	9.1.0	9.2.0
2012-03	RAN5#54	R5-120108	0022	-	Test Tolerance analysis for TS36.521-3 TDD new CGI test cases 8.2.3 and 8.2.4	9.2.0	9.3.0
2012-03	RAN5#54	R5-120123	0023	-	Test Tolerance analysis for TS36.521-3 TDD Inter-frequency new CGI test cases 8.4.4 and 8.4.5.	9.2.0	9.3.0
2012-03	RAN5#54	R5-120246	0024	-	Update Test Tolerance analysis for RRM test cases 9.1.4.1 and 9.1.4.2	9.2.0	9.3.0
2012-03	RAN5#54	R5-120247	0025	-	Update RRM Test Tolerance analysis for TDD PRACH Test cases 6.2.3+6.2.4	9.2.0	9.3.0
2012-03	RAN5#54	R5-120248	0026	-	Add Test Tolerance analysis for RRM test case 8.11.4	9.2.0	9.3.0
2012-03	RAN5#54	R5-120906	0027	-	Add TT Analysis for TC 4.5.1.1 in 36.903	9.2.0	9.3.0
2012-03	RAN5#54	R5-120916	0028	-	Add TT Analysis for TC 5.3.1 in 36.903	9.2.0	9.3.0
2012-06	RAN5#55	R5-121246	0029	-	Grouping of positioning test cases in TR36.903	9.3.0	9.4.0
2012-06	RAN5#55	R5-121606	0030	-	Add Test Tolerance analysis for RRM test cases 4.2.4 and 4.2.5	9.3.0	9.4.0
2012-06	RAN5#55	R5-121608	0031	-	Add Test Tolerance analysis for RRM test cases 5.1.7 and 5.1.8	9.3.0	9.4.0

2012-06	RAN5#55	R5-121610	0032	-	Add Test Tolerance analysis for RRM test cases 8.14.1	9.3.0	9.4.0
2012-06	RAN5#55	R5-121612	0033	-	Add Test Tolerance analysis for RRM test cases 8.15.1	9.3.0	9.4.0
2012-06	RAN5#55	R5-121614	0034	-	Add Test Tolerance analysis for RRM test case 9.1.5.1	9.3.0	9.4.0
2012-06	RAN5#55	R5-121616	0035	-	Addition of Test Tolerance analysis for FDD - TDD Inter Frequency Relative Accuracy of RSRP test case 9.1.5.2	9.3.0	9.4.0
2012-06	RAN5#55	R5-121926	0036	-	TT 9.6.2 analysis for 36.903	9.3.0	9.4.0
2012-06	RAN5#55	R5-121928	0037	-	Resubmission of TT Analysis for TC 4.5.1.1 in 36.903	9.3.0	9.4.0
2012-06	RAN5#55	-	-	-	Added two missing TT Analysis zip files	9.4.0	9.4.1
2012-09	RAN5#56	R5-123213	0045	-	Add Test Tolerance analyses for TS 36.521-3 Test cases 4.2.7 and 4.2.8	9.4.1	9.5.0
2012-09	RAN5#56	R5-123921	0038	-	Update Test Tolerance analysis for RRM test case 9.1.2.1	9.4.1	9.5.0
2012-09	RAN5#56	R5-123922	0039	-	Update Test Tolerance analysis for RRM test case 9.1.2.2	9.4.1	9.5.0

2012-09	RAN5#56	R5-123923	0040	-	Update Test Tolerance analysis for RRM test cases 9.1.3.1+9.1.4.1	9.4.1	9.5.0
2012-09	RAN5#56	R5-123924	0041	-	Update Test Tolerance analysis for RRM test cases 9.1.3.2+9.1.4.2	9.4.1	9.5.0
2012-09	RAN5#56	R5-123925	0042	-	Update Test Tolerance analysis for RRM test cases 9.2.1.1+9.2.2.1	9.4.1	9.5.0
2012-09	RAN5#56	R5-123926	0043	-	Update Test Tolerance analysis for RRM test cases 9.2.3.1+9.2.4.1	9.4.1	9.5.0
2012-09	RAN5#56	R5-123927	0044	-	Update Test Tolerance analysis for RRM test cases 9.2.3.2+9.2.4.2	9.4.1	9.5.0
2012-12	RAN5#57	R5-125558	0048	-	Addition of uncertainties and test tolerance definition and analysis for TC 9.2.4A.1	9.5.0	9.6.0
2012-12	RAN5#57	R5-125815	0049	-	Addition of uncertainties and test tolerance definition and analysis for TC 4.5.2.1	9.5.0	9.6.0
2012-12	RAN5#57	R5-125816	0050	-	Addition of uncertainties and test tolerance definition and analysis for TC 5.3.5	9.5.0	9.6.0
2012-12	RAN5#57	R5-125817	0051	-	Addition of uncertainties and test tolerance definition and analysis for TC 8.14.2	9.5.0	9.6.0
2012-12	RAN5#57	R5-125818	0052	-	Addition of uncertainties and test tolerance definition and analysis for TC 8.15.2	9.5.0	9.6.0
2012-12	RAN5#57	R5-125819	0053	-	Addition of uncertainties and test tolerance definition and analysis for TC 8.14.3 and 8.15.3	9.5.0	9.6.0
2012-12	RAN5#57	R5-125820	0054	-	Addition of uncertainties and test tolerance definition and analysis for TC 9.2.4A.2	9.5.0	9.6.0
2012-12	RAN5#57	R5-125356	0046	-	Add Test Tolerance analyses for TS 36.521-3 Test cases 8.16.1 and 8.16.2	9.6.0	10.0.0
2012-12	RAN5#57	R5-125362	0047	-	Update TS 36.521-3 Test cases 5.2.3+5.2.6 Test Tolerance analyses for >3GHz	9.6.0	10.0.0
2013-03	RAN5#58	R5-130055	0055	-	Update TS 36.521-3 Test cases 7.1.1+7.1.2 Test Tolerance analyses	10.0.0	10.1.0
2013-03	RAN5#58	R5-130057	0056	-	Add Test Tolerance analyses for TS 36.521-3 Test cases 9.1.6.1 and 9.1.7.1	10.0.0	10.1.0
2013-03	RAN5#58	R5-130059	0057	-	Add Test Tolerance analyses for TS 36.521-3 Test cases 9.1.6.2 and 9.1.7.2	10.0.0	10.1.0
2013-03	RAN5#58	R5-130061	0058	-	Add Test Tolerance analyses for TS 36.521-3 Test cases 9.2.5.1 and 9.2.6.1	10.0.0	10.1.0
2013-03	RAN5#58	R5-130063	0059	-	Add Test Tolerance analyses for TS 36.521-3 Test cases 9.2.5.2 and 9.2.6.2	10.0.0	10.1.0
2013-03	RAN5#58	R5-130393	0061	-	Addition of test tolerance analysis for TCs 6.3.1+6.3.9	10.0.0	10.1.0
2013-03	RAN5#58	R5-130394	0062	-	Addition of test tolerance analysis for TCs 6.3.3+6.3.10	10.0.0	10.1.0
2013-03	RAN5#58	R5-130933	0063	-	Addition of uncertainties and test tolerance definition and analysis for TC 8.16.3 and TC 8.16.4	10.0.0	10.1.0
2013-06	RAN5#59	R5-131179	0077	-	RRM: Add test tolerance analyses for TCs 8.1.5 and 8.1.6	10.1.0	10.2.0
2013-06	RAN5#59	R5-131181	0065	-	RRM: Add test tolerance analyses for TCs 8.3.4 and 8.3.5	10.1.0	10.2.0
2013-06	RAN5#59	R5-131279	0066	-	Add Test Tolerance analyses for TS 36.521-3 Test cases 9.2.7.1, 9.2.8.1	10.1.0	10.2.0
2013-06	RAN5#59	R5-131285	0067	-	Add Test Tolerance analyses for TS 36.521-3 Test cases 8.11.5, 8.11.6	10.1.0	10.2.0

2013-06	RAN5#59	R5-131287	0068	-	Add Test Tolerance analyses for TS 36.521-3 Test cases 9.5.1, 9.5.2	10.1.0	10.2.0
2013-06	RAN5#59	R5-131290	0069	-	Remove superseded analysis zip files	10.1.0	10.2.0
2013-06	RAN5#59	R5-131400	0070	-	Test Tolerance analyses for TS 36.521-3 test cases 5.2.4 and 5.2.5	10.1.0	10.2.0
2013-06	RAN5#59	R5-131401	0071	-	Test Tolerance analyses for TS 36.521-3 test case 8.5.4	10.1.0	10.2.0
2013-06	RAN5#59	R5-131402	0072	-	Test Tolerance analyses for TS 36.521-3 test cases 8.7.4 and 8.9.2	10.1.0	10.2.0
2013-06	RAN5#59	R5-131461	0073	-	Addition of test tolerance analysis for TCs 6.3.2+6.3.12	10.1.0	10.2.0
2013-06	RAN5#59	R5-131464	0074	-	Addition of test tolerance analysis for TCs 6.3.4+6.3.11	10.1.0	10.2.0
2013-06	RAN5#59	R5-131467	0075	-	Addition of test tolerance analysis for TCs 6.3.5+6.3.6+6.3.7+6.3.8	10.1.0	10.2.0
2013-09	RAN5#60	R5-133100	0078	-	Add Test Tolerance analyses for TS 36.521-3 Test cases 9.1.8.1+9.1.9.1	10.2.0	10.3.0
2013-09	RAN5#60	R5-133102	0079	-	Add Test Tolerance analyses for TS 36.521-3 Test cases 9.1.8.2+9.1.9.2	10.2.0	10.3.0
2013-09	RAN5#60	R5-133104	0080	-	Update Test Tolerance analyses for TS 36.521-3 Test cases 9.1.3.x and 9.1.4.x	10.2.0	10.3.0
2013-09	RAN5#60	R5-133106	0081	-	Test Tolerances update for eICIC absolute RSRQ Test cases 9.2.7.1+9.2.8.1	10.2.0	10.3.0
2013-09	RAN5#60	R5-133219	0082	-	RRM: Test tolerance analyses for TCs 9.6.1 and 9.6.2	10.2.0	10.3.0
2013-09	RAN5#60	R5-133349	0083	-	Update Test Tolerance analyses for TS 36.521-3 Test cases 9.1.1.1 and 9.1.2.1	10.2.0	10.3.0
2013-09	RAN5#60	R5-133374	0084	-	Add Test Tolerance Analyses for TS 37.571-1 Test Cases 9.1.1 and 9.1.2	10.2.0	10.3.0
2013-09	RAN5#60	R5-133376	0085	-	Add Test Tolerance Analyses for TS 37.571-1 Test Cases 9.1.3 and 9.1.4	10.2.0	10.3.0
2013-09	RAN5#60	R5-133843	0086	-	LBS Perf: Test tolerance analyses for TCs 8.1.1 and 8.1.2	10.2.0	10.3.0
2013-12	RAN5#61	R5-134144	0087	-	Add Test Tolerance analyses for TS 36.521-3 Test cases 9.1.12.1 and 9.1.13.1	10.3.0	10.4.0
2013-12	RAN5#61	R5-134146	0088	-	Add Test Tolerance analyses for TS 36.521-3 Test cases 9.1.12.2 and 9.1.13.2	10.3.0	10.4.0
2013-12	RAN5#61	R5-134148	0089	-	Add Test Tolerance analyses for TS 36.521-3 Test cases 9.2.11.1 and 9.2.12.1	10.3.0	10.4.0
2013-12	RAN5#61	R5-134150	0090	-	Add Test Tolerance analyses for TS 36.521-3 Test cases 9.2.11.2 and 9.2.12.2	10.3.0	10.4.0
2013-12	RAN5#61	R5-134220	0091	-	Add Test Tolerance analysis for TS 36.521-3 Test case 8.20.3	10.3.0	10.4.0
2013-12	RAN5#61	R5-134222	0092	-	Add Test Tolerance analysis for TS 36.521-3 Test cases 9.2.9.1 and 9.2.10.1	10.3.0	10.4.0
2013-12	RAN5#61	R5-135015	0093	-	Add Test Tolerance Analyses for TS 37.571-1 Test Cases 9.2.1 and 9.2.2	10.3.0	10.4.0
2013-12	RAN5#61	R5-135017	0094	-	Add Test Tolerance Analyses for TS 37.571-1 Test Cases 9.2.4 and 9.2.5	10.3.0	10.4.0
2013-12	RAN5#61	-	-	-	Upgraded to Rel-11 with no change	10.4.0	11.0.0
2013-12	RAN5#61	R5-134215	0108	-	Add Test Tolerance analyses for TS 36.521-3 Test case 9.1.17.1	11.0.0	12.0.0

2013-12	RAN5#61	R5-134217	0109	-	Add Test Tolerance analyses for TS 36.521-3 Test case 9.2.17.1 and update 9.2.1.1+9.2.2.1	11.0.0	12.0.0
2013-12	RAN5#61	R5-134611	0102	-	Add Test Tolerance analyses for TS 36.521-3 Test case 7.2.3	11.0.0	12.0.0
2013-12	RAN5#61	R5-135050	0095	-	Add Test Tolerance analyses for TS 36.521-3 Test case 4.2.9 and update 4.2.1+4.2.2	11.0.0	12.0.0
2013-12	RAN5#61	R5-135051	0096	-	Add Test Tolerance analyses for TS 36.521-3 Test case 4.3.1.4 and update 4.3.1.2+4.3.3	11.0.0	12.0.0
2013-12	RAN5#61	R5-135052	0097	-	Add Test Tolerance analyses for TS 36.521-3 Test case 5.1.9 and update 5.1.1+5.1.2	11.0.0	12.0.0
2013-12	RAN5#61	R5-135053	0098	-	Add Test Tolerance analyses for TS 36.521-3 Test case 5.2.11 and update 5.2.1+5.2.2	11.0.0	12.0.0
2013-12	RAN5#61	R5-135054	0099	-	Add Test Tolerance analyses for TS 36.521-3 Test case 6.1.5 and update 6.1.1+6.1.3	11.0.0	12.0.0
2013-12	RAN5#61	R5-135055	0100	-	Add Test Tolerance analyses for TS 36.521-3 Test case 6.2.5	11.0.0	12.0.0
2013-12	RAN5#61	R5-135056	0101	-	Add Test Tolerance analyses for TS 36.521-3 Test case 6.2.6	11.0.0	12.0.0
2013-12	RAN5#61	R5-135058	0103	-	Add Test Tolerance analyses for TS 36.521-3 Test case 7.3.23	11.0.0	12.0.0
2013-12	RAN5#61	R5-135059	0104	-	Add Test Tolerance analyses for TS 36.521-3 Test case 7.3.25	11.0.0	12.0.0
2013-12	RAN5#61	R5-135060	0105	-	Add Test Tolerance analyses for TS 36.521-3 Test case 8.1.9	11.0.0	12.0.0
2013-12	RAN5#61	R5-135061	0106	-	Add Test Tolerance analyses for TS 36.521-3 Test case 8.1.10	11.0.0	12.0.0
2013-12	RAN5#61	R5-135062	0107	-	Add Test Tolerance analyses for TS 36.521-3 Test case 8.5.7	11.0.0	12.0.0
2014-03	RAN5#62	R5-140083	0110	-	Add Test Tolerance analyses for TS 36.521-3 Test cases 8.20.1 and 8.20.2	12.0.0	12.1.0
2014-03	RAN5#62	R5-140233	0113	-	Add Test Tolerance analyses for TS 36.521-3 Test case 9.1.16.2 and update 9.1.1.2+9.1.2.2	12.0.0	12.1.0
2014-03	RAN5#62	R5-140235	0114	-	Add Test Tolerance analyses for TS 36.521-3 Test case 9.1.18.1 and update 9.2.3.1+9.2.4.1	12.0.0	12.1.0
2014-03	RAN5#62	R5-140237	0115	-	Add Test Tolerance analyses for TS 36.521-3 Test case 9.1.18.2 and update 9.2.3.2+9.2.4.2	12.0.0	12.1.0
2014-03	RAN5#62	R5-140239	0116	-	Add Test Tolerance analysis for TS 36.521-3 Test case 8.20.4	12.0.0	12.1.0
2014-03	RAN5#62	R5-140288	0118	-	Addition of test tolerance analysis for TC 7.3.24	12.0.0	12.1.0
2014-03	RAN5#62	R5-140292	0119	-	Addition of test tolerance analysis for TC 9.1.17.2	12.0.0	12.1.0
2014-03	RAN5#62	R5-140294	0120	-	Addition of test tolerance analysis for TC 9.3.3	12.0.0	12.1.0
2014-03	RAN5#62	R5-140296	0121	-	Addition of test tolerance analysis for TC 9.4.3	12.0.0	12.1.0
2014-03	RAN5#62	R5-140864	0122	-	Addition of test tolerance analysis for TC 9.1.16.1	12.0.0	12.1.0
2014-03	RAN5#62	R5-141051	0117	-	Addition of test tolerance analysis for TC 7.1.5	12.0.0	12.1.0
2014-06	RAN5#63	R5-142373	0123	-	Update Test Tolerance analyses for TS 36.521-3 Test cases 9.1.8.1+9.1.9.1	12.1.0	12.2.0
2014-06	RAN5#63	R5-142377	0124	-	Update Test Tolerance analyses for TS 36.521-3 Test cases 9.1.8.2+9.1.9.2	12.1.0	12.2.0

2014-06	RAN5#63	R5-142381	0125	-	Update Test Tolerance analyses for TS 36.521-3 Test cases 9.2.7.1+9.2.8.1	12.1.0	12.2.0
2014-06	RAN5#63	R5-142545	0126	-	Add Test Tolerance analyses for TS 36.521-3 Test cases 8.1.7 and 8.2.5	12.1.0	12.2.0
2014-06	RAN5#63	R5-142552	0127	-	Add Test Tolerance analyses for TS 36.521-3 Test cases 7.3.11,7.3.12,7.3.15 and 7.3.16	12.1.0	12.2.0
2014-06	RAN5#63	R5-142712	0128	-	Test Tolerance analysis for eICIC RRM TC 9.1.10.1, 9.1.11.1	12.1.0	12.2.0
2014-06	RAN5#63	R5-142751	0129	-	Update Test Tolerance analyses for TS 36.521-3 Test cases 9.2.9.1+9.2.10.1	12.1.0	12.2.0
2014-06	RAN5#63	R5-142763	0130	-	Addition of test tolerance analysis for 36.521-3 test case 9.1.10.2, 9.1.11.2	12.1.0	12.2.0
2014-06	RAN5#63	R5-143021	0131	-	Add Test Tolerance analyses for TS 36.521-3 Test cases 7.3.9,7.3.10,7.3.13 and 7.3.14	12.1.0	12.2.0
2014-09	RAN5#64	R5-144126	0132	-	Add Test Tolerance analyses for TS 36.521-3 Test cases 8.16.5 and 8.16.6	12.2.0	12.3.0
2014-09	RAN5#64	R5-144128	0133	-	Add Test Tolerance analyses for TS 36.521-3 Test cases 8.16.7 and 8.16.8	12.2.0	12.3.0
2014-09	RAN5#64	R5-144144	0134	-	Add Test Tolerance Analyses for TS 37.571-1 Test Cases 10.3 and 10.4	12.2.0	12.3.0
2014-09	RAN5#64	R5-144146	0135	-	Add Test Tolerance Analyses for TS 37.571-1 Test Cases 10.3A and 10.4A	12.2.0	12.3.0
2014-09	RAN5#64	R5-144290	0136	-	Add Test Tolerance analysis for TS 36.521-3 Test case 8.3.6	12.2.0	12.3.0
2014-09	RAN5#64	R5-144292	0137	-	Add Test Tolerance analysis for TS 36.521-3 Test case 8.5.6	12.2.0	12.3.0
2014-09	RAN5#64	R5-144294	0138	-	Update Test Tolerance analyses for TS 36.521-3 Test cases 8.3.3+8.4.3	12.2.0	12.3.0
2014-09	RAN5#64	R5-144834	0139	-	Addition of test tolerance analysis for 36.521-3 test case 9.4.1, 9.4.2 and 9.4.3	12.2.0	12.3.0
2014-12	RAN5#65	R5-145167	0140	-	Update Test Tolerance Analyses for TS 37.571-1 Test Cases 9.1.1 and 9.1.2	12.3.0	12.4.0
2014-12	RAN5#65	R5-145168	0141	-	Update Test Tolerance Analyses for TS 37.571-1 Test Cases 9.2.1 and 9.2.2	12.3.0	12.4.0
2014-12	RAN5#65	R5-145298	0142	-	Update Test Tolerance analyses for TS 36.521-3 Test case 8.5.3	12.3.0	12.4.0
2014-12	RAN5#65	R5-145300	0143	-	Add Test Tolerance analysis for feICIC RSRQ absolute accuracy Test cases	12.3.0	12.4.0
2014-12	RAN5#65	R5-145302	0144	-	Add Test Tolerance analysis for TS 36.521-3 Test cases 9.2.21.1 and 9.2.22.1	12.3.0	12.4.0
2014-12	RAN5#65	R5-145304	0145	-	Add Test Tolerance analysis for TS 36.521-3 Test cases 9.2.21.2 and 9.2.22.2	12.3.0	12.4.0
2014-12	RAN5#65	R5-145321	0146	-	Add Test Tolerance analysis for TS 36.521-3 feICIC test cases 9.1.14.1 and 9.1.15.1	12.3.0	12.4.0
2014-12	RAN5#65	R5-145323	0147	-	Add Test Tolerance analysis for TS 36.521-3 feICIC test cases 9.1.14.2 and 9.1.15.2	12.3.0	12.4.0
2014-12	RAN5#65	R5-145828	0148	-	Test Tolerance Analysis for TS 37.571-1 TC 8.1.5+8.1.6	12.3.0	12.4.0
2014-12	RAN5#65	R5-145829	0149	-	Add Test Tolerance analysis for TS 36.521-3 feICIC test cases 7.3.17 and 7.3.18	12.3.0	12.4.0

2014-12	RAN5#65	R5-145830	0150	-	Add Test Tolerance analysis for TS 36.521-3 feICIC test cases 7.3.19, 7.3.20, 7.3.21 and 7.3.22	12.3.0	12.4.0
2014-12	RAN5#65	R5-145924	0151	-	Test Tolerance Analysis for TS 36.521-3 TC 8.1.8+8.2.6	12.3.0	12.4.0
2015-03	RAN5#66	R5-150078	0152	-	Add Test Tolerance Analyses for TS 37.571-1 Test Cases 10.1 and 10.2	12.4.0	12.5.0
2015-03	RAN5#66	R5-150079	0153	-	Add Test Tolerance Analyses for TS 37.571-1 Test Cases 10.1A and 10.2A	12.4.0	12.5.0
2015-03	RAN5#66	R5-150080	0154	-	Add Test Tolerance Analyses for TS 37.571-1 Test Cases 10.1B and 10.2B	12.4.0	12.5.0
2015-03	RAN5#66	R5-150081	0155	-	Add Test Tolerance Analyses for TS 37.571-1 Test Cases 10.1C and 10.2C	12.4.0	12.5.0
2015-03	RAN5#66	R5-150083	0156	-	Add Test Tolerance Analyses for TS 37.571-1 Test Cases 10.3B and 10.4B	12.4.0	12.5.0
2015-03	RAN5#66	R5-150084	0157	-	Add Test Tolerance Analyses for TS 37.571-1 Test Cases 10.3C and 10.4C	12.4.0	12.5.0
2015-03	RAN5#66	R5-150219	0158	-	Update Test Tolerance Analysis for TS 36.521-3 TC 4.3.1.3	12.4.0	12.5.0
2015-03	RAN5#66	R5-150221	0159	-	Update Test Tolerance Analysis for TS 36.521-3 TC 4.3.4.3	12.4.0	12.5.0
2015-03	RAN5#66	R5-150223	0160	-	Update Test Tolerance Analysis for TS 36.521-3 TC 8.5.2	12.4.0	12.5.0
2015-03	RAN5#66	R5-150225	0161	-	Update Test Tolerance Analysis for TS 36.521-3 TC 8.7.3	12.4.0	12.5.0
2015-03	RAN5#66	R5-150227	0162	-	Update Test Tolerance Analysis for TS 36.521-3 TC 8.9.1	12.4.0	12.5.0
2015-03	RAN5#66	R5-150229	0163	-	Update Test Tolerance Analysis for TS 36.521-3 TC 8.8.1+8.10.1	12.4.0	12.5.0
2015-03	RAN5#66	R5-150231	0164	-	Update Test Tolerance Analysis for TS 36.521-3 TC 8.8.2+8.10.2	12.4.0	12.5.0
2015-03	RAN5#66	R5-150293	0165	-	Add Test Tolerance analysis for TCs 8.16.9+8.16.10 36.903 CR	12.4.0	12.5.0
2015-03	RAN5#66	R5-150305	0166	-	Add Test Tolerance analysis for TCs 8.16.11+8.16.12 36.903 CR	12.4.0	12.5.0
2015-03	RAN5#66	R5-150307	0167	-	Add Test Tolerance analysis for TCs 8.16.13+8.16.14 36.903 CR	12.4.0	12.5.0
2015-03	RAN5#66	R5-150309	0168	-	Add Test Tolerance analysis for TCs 8.16.15+8.16.16 36.903 CR	12.4.0	12.5.0
2015-03	RAN5#66	R5-150311	0169	-	Add Test Tolerance analysis for TCs 9.1.18.1+9.1.19.1 36.903 CR	12.4.0	12.5.0
2015-03	RAN5#66	R5-150313	0170	-	Add Test Tolerance analysis for TCs 9.1.18.2+9.1.19.2 36.903 CR	12.4.0	12.5.0
2015-03	RAN5#66	R5-150315	0171	-	Add Test Tolerance analysis for TCs 9.1.20.1+9.1.21.1 36.903 CR	12.4.0	12.5.0
2015-03	RAN5#66	R5-150317	0172	-	Add Test Tolerance analysis for TCs 9.1.20.2+9.1.21.2 36.903 CR	12.4.0	12.5.0
2015-03	RAN5#66	R5-150319	0173	-	Add Test Tolerance analysis for TCs 9.2.23.1+9.2.24.1 36.903 CR	12.4.0	12.5.0
2015-03	RAN5#66	R5-150325	0174	-	Add Test Tolerance analysis for TCs 9.2.23.2+9.2.24.2 36.903 CR	12.4.0	12.5.0
2015-03	RAN5#66	R5-150853	0175	-	Update Test Tolerance analyses for TS 36.521-3 Test case 5.1.5	12.4.0	12.5.0

2015-03	RAN5#66	R5-150854	0176	-	Update Test Tolerance analyses for TS 36.521-3 Test case 5.1.6	12.4.0	12.5.0
2015-03	RAN5#66	R5-150855	0177	-	Update Test Tolerance analyses for TS 36.521-3 Test case 5.2.3, 5.2.6	12.4.0	12.5.0
2015-06	RAN5#67	R5-151078	0178	-	Update Test Tolerance Analyses for TS 37.571-1 Test Cases 9.1.3 and 9.1.4	12.5.0	12.6.0
2015-06	RAN5#67	R5-151079	0179	-	Update Test Tolerance Analyses for TS 37.571-1 Test Cases 9.2.4 and 9.2.5	12.5.0	12.6.0
2015-06	RAN5#67	R5-151080	0180	-	Update Test Tolerance Analyses for TS 37.571-1 Test Cases 10.3 and 10.4	12.5.0	12.6.0
2015-06	RAN5#67	R5-151081	0181	-	Update Test Tolerance Analyses for TS 37.571-1 Test Cases 10.3A and 10.4A	12.5.0	12.6.0
2015-06	RAN5#67	R5-151082	0182	-	Add Test Tolerance Analysis for TS 37.571-1 Test Case 10.2D	12.5.0	12.6.0
2015-06	RAN5#67	R5-151084	0183	-	Add Test Tolerance Analysis for TS 37.571-1 Test Case 10.4D	12.5.0	12.6.0
2015-06	RAN5#67	R5-151132	0184	-	Add Test Tolerance analysis for TS 36.521-3 Test cases 9.9.1.1 and 9.9.2.1	12.5.0	12.6.0
2015-06	RAN5#67	R5-151134	0185	-	Add Test Tolerance analysis for TS 36.521-3 Test cases 9.9.1.2 and 9.9.2.2	12.5.0	12.6.0
2015-06	RAN5#67	R5-151263	0186	-	Update Test Tolerance Analysis for TS 36.521-3 TC 8.3.1+8.3.2+8.14.1+8.14.2	12.5.0	12.6.0
2015-06	RAN5#67	R5-151264	0187	-	Update Test Tolerance Analysis for TS 36.521-3 TC 8.4.1+8.4.2+8.15.1+8.15.2	12.5.0	12.6.0
2015-06	RAN5#67	R5-151265	0188	-	Update Test Tolerance Analysis for TS 36.521-3 TC 9.2.4A.1	12.5.0	12.6.0
2015-06	RAN5#67	R5-151266	0189	-	Update Test Tolerance Analysis for TS 36.521-3 TC 9.2.4A.2	12.5.0	12.6.0
2015-06	RAN5#67	R5-151541	0198	-	Add Test Tolerance analysis for TC 8.16.21 36.903 CR	12.5.0	12.6.0
2015-06	RAN5#67	R5-151543	0199	-	Add Test Tolerance analysis for TC 8.16.22 36.903 CR	12.5.0	12.6.0
2015-06	RAN5#67	R5-151545	0200	-	Add Test Tolerance analysis for TCs 9.1.24.1 36.903 CR	12.5.0	12.6.0
2015-06	RAN5#67	R5-151547	0201	-	Add Test Tolerance analysis for TCs 9.1.24.1_1 36.903 CR	12.5.0	12.6.0
2015-06	RAN5#67	R5-151549	0202	-	Add Test Tolerance analysis for TC 9.1.24.2 36.903 CR	12.5.0	12.6.0
2015-06	RAN5#67	R5-151553	0204	-	Add Test Tolerance analysis for TC 9.2.27.2 36.903 CR	12.5.0	12.6.0
2015-06	RAN5#67	R5-151837	0190	1	Update Test Tolerances and Test requirements for TS 36.521-3 Test cases 4.2.3, 4.2.4, 4.2.5, 4.2.6	12.5.0	12.6.0
2015-06	RAN5#67	R5-151839	0191	1	Update Test Tolerance analyses for TS 36.521-3 Test case 9.1.5.1	12.5.0	12.6.0
2015-06	RAN5#67	R5-151841	0192	1	Update Test Tolerances and Test requirements for TS 36.521-3 Test case 9.1.5.2	12.5.0	12.6.0
2015-06	RAN5#67	R5-151843	0194	1	Add Test Tolerance analysis for Rel-12 Improved RSRP accuracy Test cases	12.5.0	12.6.0
2015-06	RAN5#67	R5-151845	0195	1	Update Test Tolerance analysis for TCs 8.11.1+8.11.2 for frequencies above 3GHz 36.903 CR	12.5.0	12.6.0
2015-06	RAN5#67	R5-151847	0196	1	Update Test Tolerance analysis for TC 8.11.3 for frequencies above 3GHz 36.903 CR	12.5.0	12.6.0

2015-06	RAN5#67	R5-151849	0197	1	Update Test Tolerance analysis for TC 8.11.4 for frequencies above 3GHz 36.903 CR	12.5.0	12.6.0
2015-06	RAN5#67	R5-151851	0203	1	Add Test Tolerance analysis for TC 9.2.27.1 36.903 CR	12.5.0	12.6.0
2015-09	RAN5#68	R5-153175	0205	-	Update Test Tolerance analyses for TS 36.521-3 Test case 4.3.1.1	12.6.0	12.7.0
2015-09	RAN5#68	R5-153178	0206	-	Update Test Tolerance analyses for Test case 4.3.4.1	12.6.0	12.7.0
2015-09	RAN5#68	R5-153180	0207	-	Update Test Tolerance analyses for TS 36.521-3 Test cases 5.1.3+5.1.4+5.1.7+5.1.8	12.6.0	12.7.0
2015-09	RAN5#68	R5-153252	0208	-	Add Test Tolerance analysis for TS 36.521-3 Test case 8.20.2B	12.6.0	12.7.0
2015-09	RAN5#68	R5-153444	0209	-	Add Test Tolerance analysis for TCs 7.1.3+7.1.3_1+7.1.4+7.1.4_1 36.903 CR	12.6.0	12.7.0
2015-09	RAN5#68	R5-153531	0210	-	Update Test Tolerance analyses for TS 36.521-3 Test case 5.2.7	12.6.0	12.7.0
2015-09	RAN5#68	R5-153543	0211	-	Update Test Tolerance analyses for TS 36.521-3 Test cases 5.2.8 and 5.2.9	12.6.0	12.7.0
2015-09	RAN5#68	R5-153546	0212	-	Update Test Tolerance analyses for TS 36.521-3 Test case 5.2.10	12.6.0	12.7.0

2015-09	RAN5#68	-	-	-	update of the "non-specific references" in section 2 according to the approved R5-153582 and an action point on ETSI MCC	12.6.0	12.7.0
2015-12	RAN5#69	R5-155017	0213	-	Add Test Tolerance Analyses for TS 37.571-1 Test Cases 10.3A_1 and 10.4A_1	12.7.0	12.8.0
2015-12	RAN5#69	R5-155095	0214	-	Add Test Tolerance analysis for 7.1.4A	12.7.0	12.8.0
2015-12	RAN5#69	R5-155140	0215	-	Update Test Tolerance analysis for TS 36.521-3 Test cases 4.3.2 and 4.3.4.2	12.7.0	12.8.0
2015-12	RAN5#69	R5-155142	0216	-	Update Test Tolerance analysis for TS 36.521-3 Test cases 4.4.1 and 4.4.2	12.7.0	12.8.0
2015-12	RAN5#69	R5-155148	0219	-	Add Test Tolerance analysis for TS 36.521-3 Test case 8.20.4A	12.7.0	12.8.0
2015-12	RAN5#69	R5-155150	0220	-	Add Test Tolerance analysis for TS 36.521-3 Test case 8.20.4B	12.7.0	12.8.0
2015-12	RAN5#69	R5-155195	0221	-	Update Test Tolerance analyses for serving cell Intra Frequency Absolute RSRQ Accuracy Test cases	12.7.0	12.8.0
2015-12	RAN5#69	R5-155198	0222	-	Add Test Tolerance analysis for 2DL CA activation and deactivation of known SCell in non-DRX Test cases	12.7.0	12.8.0
2015-12	RAN5#69	R5-155202	0224	-	Add Test Tolerance analysis for 3DL CA Event Triggered Reporting under Deactivated SCCells in Non-DRX Test cases	12.7.0	12.8.0
2015-12	RAN5#69	R5-155206	0225	-	Add Test Tolerance analysis for 3DL E-UTRA for Carrier Aggregation RSRP Accuracy Test cases	12.7.0	12.8.0
2015-12	RAN5#69	R5-155208	0226	-	Add Test Tolerance analysis for 3DL E-UTRA for Carrier Aggregation RSRQ Accuracy Test cases	12.7.0	12.8.0
2015-12	RAN5#69	R5-155418	0227	-	Addition of Test Tolerance analysis for 3DL E-UTRA for Carrier Aggregation RSRP Accuracy Test cases	12.7.0	12.8.0
2015-12	RAN5#69	R5-155588	0228	-	Add Test Tolerance analysis for TCs 8.16.31+8.16.32+8.16.33+8.16.34 36.903 CR	12.7.0	12.8.0
2015-12	RAN5#69	R5-155882	0223	1	Add Test Tolerance analysis for E-UTRAN TDD – UE Timing Advanced Adjustment Accuracy Test for SCell in sTAG	12.7.0	12.8.0
2015-12	RAN5#69	R5-155886	0217	1	Update Test Tolerance analysis for TS 36.521-3 Test cases 4.5.1.1 and 4.5.2.1	12.7.0	12.8.0
2015-12	RAN5#69	R5-155887	0218	1	Add Test Tolerance analysis for TS 36.521-3 Test case 8.20.2A	12.7.0	12.8.0
2016-03	RAN#71	R5-160199	0229	-	Band 66 update of Test Tolerance analyses for 3DL E-UTRA for CA RSRP Accuracy Test cases	12.8.0	12.9.0
2016-03	RAN#71	R5-160223	0230	-	Add TT analysis for 8.16.23 and 8.16.24 TDD-FDD CA event triggered reporting under deactivated SCell in non-DRX with PCell in FDD/TDD 36.903	12.8.0	12.9.0
2016-03	RAN#71	R5-160224	0231	-	Add TT analysis for 8.16.25 and 8.16.26 TDD-FDD CA event triggered reporting on deactivated SCell with PCell interruption in non-DRX with PCell in FDD/TDD 36.903	12.8.0	12.9.0
2016-03	RAN#71	R5-160551	0234	-	Add Test Tolerance analysis for E-UTRAN 3DL CA Activation and Deactivation of Known SCell in Non-DRX	12.8.0	12.9.0
2016-03	RAN#71	R5-160875	0232	1	Add Test Tolerance analysis for RRM test cases 7.1.6, 7.1.7, 7.1.7A and 7.1.7B	12.8.0	12.9.0
2016-03	RAN#71	R5-160882	0233	1	Update Test Tolerance analysis for RRM test cases 7.1.3, 7.1.3_1, 7.1.4, 7.1.4_1, and 7.1.4A	12.8.0	12.9.0
2016-06	RAN#72	R5-162112	0235	-	Add Test Tolerance Analyses for TS 37.571-1 Test Cases 10.5 and 10.6	12.9.0	12.10.0

2016-06	RAN#72	R5-162115	0236	-	Add Test Tolerance Analyses for TS 37.571-1 Test Cases 10.7 and 10.8	12.9.0	12.10.0
2016-06	RAN#72	R5-162261	0239	-	Test Tolerance analysis for Cat 0 RLM out of sync (non-DRX) test cases	12.9.0	12.10.0
2016-06	RAN#72	R5-162264	0240	-	Test Tolerance analysis for Cat 0 RLM out of sync DRX test cases	12.9.0	12.10.0
2016-06	RAN#72	R5-162270	0241	-	Test Tolerance analysis for Cat 0 RLM in sync non-DRX test cases	12.9.0	12.10.0
2016-06	RAN#72	R5-162273	0242	-	Test Tolerance analysis for Cat 0 RLM in sync DRX test cases	12.9.0	12.10.0
2016-06	RAN#72	R5-162398	0244	-	Add Test Tolerance analysis for TS 36.521-3 Test cases 9.1.6.1_1 and 9.1.12.1_1	12.9.0	12.10.0
2016-06	RAN#72	R5-162400	0245	-	Add Test Tolerance analysis for TS 36.521-3 Test cases 9.1.6.2_1 and 9.1.12.2_1	12.9.0	12.10.0
2016-06	RAN#72	R5-162429	0246	-	Update of Test Tolerance analyses for intra-freq absolute RSRP accuracy Test cases to include bands 65 and 66	12.9.0	12.10.0
2016-06	RAN#72	R5-162431	0247	-	Update of Test Tolerance analyses for intra-freq absolute RSRP accuracy Test cases Rel-12 to include bands 65 and 66	12.9.0	12.10.0
2016-06	RAN#72	R5-162435	0248	-	Update of Test Tolerance analyses for intra-freq relative RSRP accuracy Test cases to include bands 65 and 66	12.9.0	12.10.0
2016-06	RAN#72	R5-162438	0249	-	Update of Test Tolerance analyses for inter-freq relative RSRP accuracy Test cases to include bands 65 and 66	12.9.0	12.10.0
2016-06	RAN#72	R5-162736	0253	-	Add Test Tolerance analysis for TS 36.521-3 Test case 9.1.25 and 9.1.26	12.9.0	12.10.0
2016-06	RAN#72	R5-162892	0238	1	Add Test Tolerance analysis for MTC RRM test cases 8.1.12, 8.1.13, 8.1.17 and 8.1.18	12.9.0	12.10.0
2016-06	RAN#72	R5-162893	0237	1	Add Test Tolerance analysis for MTC RRM test cases 8.1.11	12.9.0	12.10.0
2016-06	RAN#72	R5-162896	0250	1	Add Test Tolerance analysis for TS 36.521-3 Test case 8.22.1 and 8.22.2	12.9.0	12.10.0
2016-06	RAN#72	R5-162898	0251	1	Add Test Tolerance analysis for TS 36.521-3 Test case 8.22.3 and 8.22.4	12.9.0	12.10.0
2016-06	RAN#72	R5-163115	0243	1	Add Test Tolerance analysis for TS 37.571-1 Test cases 8.1.3 and 8.1.4	12.9.0	12.10.0
2016-09	RAN#73	R5-165167	0254	-	Add Test Tolerance analysis for TS 36.521-3 Test cases 9.1.3.1_1 and 9.1.4.1_1	12.10.0	12.11.0
2016-09	RAN#73	R5-165294	0259	-	Band 66 update of Test Tolerance analyses for Inter-freq relative RSRP accuracy Test cases	12.10.0	12.11.0
2016-09	RAN#73	R5-165303	0260	-	Update of Test Tolerance analyses for Test case 9.1.24	12.10.0	12.11.0
2016-09	RAN#73	R5-165523	0264	-	Add Test Tolerance analysis for TS 36.521-3 Test case 8.22.9 and 8.22.10	12.10.0	12.11.0
2016-09	RAN#73	R5-165524	0265	-	Add Test Tolerance analysis for TS 36.521-3 Test case 9.2.28 and 9.2.29	12.10.0	12.11.0
2016-09	RAN#73	R5-165525	0266	-	Add Test Tolerance analysis for TS 36.521-3 Test case 9.2.30 and 9.2.31	12.10.0	12.11.0
2016-09	RAN#73	R5-165526	0267	-	Add Test Tolerance analysis for TS 36.521-3 Test case 9.2.32 and 9.2.33	12.10.0	12.11.0
2016-09	RAN#73	R5-165578	0270	-	Add Test Tolerance analysis for TS 36.521-3 Test case 9.1.27 and 9.1.28	12.10.0	12.11.0

2016-09	RAN#73	R5-165579	0271	-	Add Test Tolerance analysis for TS 36.521-3 Test case 9.1.33 and 9.1.34	12.10.0	12.11.0
2016-09	RAN#73	R5-166097	0261	1	Update of Test Tolerance analyses for 10.2	12.10.0	12.11.0
2016-09	RAN#73	R5-166099	0262	1	Update of Test Tolerance analyses for 7.5.4	12.10.0	12.11.0
2016-09	RAN#73	R5-166101	0255	1	Add Test Tolerance analysis for TS 36.521-3 Test cases 9.1.3.2_1 and 9.1.4.2_1	12.10.0	12.11.0
2016-09	RAN#73	R5-166307	0263	1	Addition of Test Tolerance analysis for intra frequency absolute and relative CSI-RSRP accuracies in CRI-RS based discovery signal Test cases	12.10.0	12.11.0
2016-12	RAN#74	R5-168169	0275	F	Addition of Test Tolerance analysis for inter frequency absolute and relative CSI-RSRP accuracies in CSI-RS based discovery signal Test cases	12.11.0	12.12.0
2016-12	RAN#74	R5-168171	0276	F	Addition of Test Tolerance analysis for FDD/TDD absolute and relative CSI-RSRP accuracies for E-UTRAN Carrier Aggregation in CSI-RS based discovery signal Test cases	12.11.0	12.12.0
2016-12	RAN#74	R5-168260	0278	F	Update of Test Tolerance analyses for 3 DL CA Activation and Deactivation of Unknown SCell in Non-DRX test cases	12.11.0	12.12.0
2016-12	RAN#74	R5-168477	0285	F	Add Test Tolerance analysis for MTC RRM test cases 9.2.42.1,9.2.43.1 and 9.2.44.1	12.11.0	12.12.0
2016-12	RAN#74	R5-168519	0289	F	Update of Test Tolerance analyses for 10.4	12.11.0	12.12.0
2016-12	RAN#74	R5-168585	0291	F	Update to Test Tolerance analysis for TS 36.521-3 Test case 9.1.27 and 9.1.28	12.11.0	12.12.0
2016-12	RAN#74	R5-168685	0294	F	PCC-SCC swap update of Test Tolerance analyses for 10+20MHz RSRQ accuracy Test cases	12.11.0	12.12.0
2016-12	RAN#74	R5-168817	0295	F	Update of Test Tolerance analyses for DC RLM out of sync DRX test cases	12.11.0	12.12.0
2016-12	RAN#74	R5-168819	0296	F	Update of Test Tolerance analyses for DC RLM in sync DRX test cases	12.11.0	12.12.0
2016-12	RAN#74	R5-168831	0297	F	Update of Test Tolerance analyses for TC 9.1.5.1 to cater for FDD_B	12.11.0	12.12.0
2016-12	RAN#74	R5-168835	0298	F	Update of Test Tolerance analyses for TC 9.1.5.2 to cater for FDD_B	12.11.0	12.12.0
2016-12	RAN#74	R5-168838	0299	F	Update of Test Tolerance analyses for TC's 9.1.6.1, 9.1.7.1, 9.1.12.1 and 9.1.13.1 to cater for FDD_B	12.11.0	12.12.0
2016-12	RAN#74	R5-169596	0279	F	Add Test Tolerance analysis for DC RRM test cases 8.23.4, 8.23.5 and 8.23.6	12.11.0	12.12.0
2016-12	RAN#74	R5-169604	0293	F	PCC-SCC swap update of Test Tolerance analyses for 10+20MHz TDD-TDD inter-frequency event triggered reporting test cases	12.11.0	12.12.0
2016-12	RAN#74	R5-169605	0300	F	Update of Test Tolerance analyses for TC's 9.1.6.2, 9.1.7.2, 9.1.12.2 and 9.1.13.2 to cater for FDD_B	12.11.0	12.12.0
2016-12	RAN#74	R5-169607	0272	F	Add Test Tolerance analysis for TS 36.521-3 Test case 9.1.41.1, 9.1.42.1 and 9.1.43.1	12.11.0	12.12.0
2016-12	RAN#74	R5-169608	0273	F	Add Test Tolerance analysis for TS 36.521-3 Test case 9.1.41.2, 9.1.42.2 and 9.1.43.2	12.11.0	12.12.0
2016-12	RAN#74	R5-169728	0286	F	Add Test Tolerance analysis for MTC RRM test cases 8.1.19, 8.1.20,8.1.21 and 8.1.22	12.11.0	12.12.0
2016-12	RAN#74	R5-169729	0287	F	Add Test Tolerance analysis for MTC RRM test cases 8.2.7 and 8.2.8	12.11.0	12.12.0

2016-12	RAN#74	R5-168173	0277	F	Addition of Test Tolerance analysis for intra frequency absolute and relative RSRP accuracies of Cat-M1 UE in CEModeA	12.12.0	13.0.0
2016-12	RAN#74	R5-168358	0283	F	Test tolerance calculation for OOS RLM test cases for CE Mode A	12.12.0	13.0.0
2016-12	RAN#74	R5-168360	0284	F	Test tolerance calculation for IS RLM test cases for CE Mode A	12.12.0	13.0.0
2016-12	RAN#74	R5-169598	0292	F	Add Test Tolerance analysis for TS 36.521-3 Test case 9.1.57, 9.1.58 and 9.1.59	12.12.0	13.0.0
2017-03	RAN#75	R5-170790	0310	-	Update to Test Tolerance analysis for the Test cases 9.1.29 and 9.1.30	13.0.0	13.1.0
2017-03	RAN#75	R5-171078	0316	-	Test Tolerance analysis for TS 36.521-3 Test case 8.22.5 and 8.22.6	13.0.0	13.1.0
2017-03	RAN#75	R5-171198	0320	-	Update of Test Tolerance analyses for TDD Relative RSRP Accuracy for E-UTRA Carrier Aggregation for 20MHz + 10MHz	13.0.0	13.1.0
2017-03	RAN#75	R5-171782	0315	1	Test Tolerance analyses updates for TC's 9.1.8.1, 9.1.9.1 to cater for FDD_B	13.0.0	13.1.0
2017-03	RAN#75	R5-171784	0319	1	PCC-SCC swap update of Test Tolerance analyses for 10+20MHz TDD-TDD inter-frequency event triggered reporting test cases	13.0.0	13.1.0
2017-03	RAN#75	R5-171930	0311	1	Add Test Tolerance analysis for TS 36.521-3 Test case 8.26.5 and 8.26.6	13.0.0	13.1.0
2017-03	RAN#75	R5-171961	0313	1	Add Test Tolerance analysis for DC RRM test cases 8.23.1, 8.23.2 and 8.23.3	13.0.0	13.1.0
2017-03	RAN#75	R5-171966	0307	2	Add Test Tolerance analysis for Cat NB1 intra-freq cell reselection Test case	13.0.0	13.1.0
2017-03	RAN#75	R5-171980	0301	2	Add Test Tolerance Analyses for TS 36.521-3 Test Cases 4.2.15, 4.2.16, and 4.2.17	13.0.0	13.1.0
2017-03	RAN#75	R5-171981	0306	1	Add Test Tolerance analyses for UE Cat M1 Handover Test cases	13.0.0	13.1.0
2017-03	RAN#75	R5-171982	0308	2	Addition of Test Tolerance analysis for test cases 8.1.33, 8.1.34 and 8.1.35 for Cat-M1 UE in CEModeB	13.0.0	13.1.0
2017-03	RAN#75	R5-171983	0309	2	Addition of Test Tolerance analysis for the Test Cases 8.1.23, 8.1.24, and 8.1.25 for Cat-M1 UE in CEModeA	13.0.0	13.1.0
2017-03	RAN#75	R5-171984	0317	1	Test Tolerance analyses to 36.903 for TC 6.1.12 - 14 eMTC CEModeB	13.0.0	13.1.0
2017-03	RAN#75	R5-171988	0304	2	Test Tolerance Analysis for RRM TC 9.1.18.2_1, 9.1.19.2_1 and 9.1.24.2_1	13.0.0	13.1.0
2017-03	RAN#75	R5-171989	0305	2	Test Tolerance Analysis for RRM TC 9.9.1.1_1 and 9.9.2.1_1	13.0.0	13.1.0
2017-06	RAN#76	R5-172236	0326	-	Add Test Tolerance Analysis in 36.903 for TCs 5.1.16, 5.1.17 and 5.1.18	13.1.0	13.2.0
2017-06	RAN#76	R5-172284	0327	-	Update of Test Tolerance analysis to include 8.26.7 and 8.26.8 E-UTRAN FDD/TDD-FS3 Intra-frequency event triggered reporting in DRX for CRS based discovery signal	13.1.0	13.2.0
2017-06	RAN#76	R5-172288	0328	-	Add Test Tolerance analysis for Contention Based Random Access Tests for Cat-M1 UEs in Enhanced Coverage Test cases	13.1.0	13.2.0
2017-06	RAN#76	R5-172330	0329	-	Add Test Tolerance analysis for TS 36.521-3 Test cases 9.1.7.1_1+9.1.13.1_1	13.1.0	13.2.0

2017-06	RAN#76	R5-172332	0330	-	Add Test Tolerance analysis for TS 36.521-3 Test cases 9.1.7.2_1+9.1.13.2_1	13.1.0	13.2.0
2017-06	RAN#76	R5-172334	0331	-	Add Test Tolerance analysis for TS 36.521-3 Test cases 9.1.8.1_1+9.1.9.1_1	13.1.0	13.2.0
2017-06	RAN#76	R5-172336	0332	-	Add Test Tolerance analysis for TS 36.521-3 Test cases 9.1.10.1_1+9.1.11.1_1	13.1.0	13.2.0
2017-06	RAN#76	R5-172662	0342	-	PCC-SCC swap update of Test Tolerance analyses for 10+20MHz TDD event triggered reporting on deactivated SCell with PCell interruption in non-DRX	13.1.0	13.2.0
2017-06	RAN#76	R5-172732	0346	-	Test Tolerance analysis for TS 36.521-3 Test case 8.22.11 and 8.22.12	13.1.0	13.2.0
2017-06	RAN#76	R5-172745	0347	-	Test Tolerance: Analysis of Test cases 9.2.51 and 9.2.52	13.1.0	13.2.0
2017-06	RAN#76	R5-172751	0348	-	Test Tolerance analyses updates for TC's 9.1.8.2, 9.1.9.2 to cater for FDD_B	13.1.0	13.2.0
2017-06	RAN#76	R5-173058	0324	1	LAA: Test Tolerance Analysis for RRM TC 9.1.55 and 9.1.56	13.1.0	13.2.0
2017-06	RAN#76	R5-173060	0337	2	Test tolerance analysis for the test cases 8.26.3 and 8.26.4	13.1.0	13.2.0
2017-06	RAN#76	R5-173062	0339	2	Test tolerance analysis for the test cases 7.1.17 and 7.1.18	13.1.0	13.2.0
2017-06	RAN#76	R5-173069	0335	2	Add Test Tolerance analysis for Cat-M1 test cases 7.2.10, 7.2.11, 7.2.12 in CEModeB	13.1.0	13.2.0
2017-06	RAN#76	R5-173081	0350	-	Test tolerance analysis for 36.521-3 test cases 9.11.1 and 9.11.2	13.1.0	13.2.0
2017-06	RAN#76	R5-173230	0345	1	Test Tolerance analysis for TS 36.521-3 Test case 8.22.7 and 8.22.8	13.1.0	13.2.0
2017-06	RAN#76	R5-173232	0334	1	Add Test Tolerance analysis for CA RRM test cases 8.16.51, 8.16.52, 8.16.53 and 8.16.54	13.1.0	13.2.0
2017-06	RAN#76	R5-173236	0323	1	LAA: Test Tolerance analysis of LAA SCell event reporting	13.1.0	13.2.0
2017-06	RAN#76	R5-173241	0336	1	Test tolerance analysis for the test cases 9.1..60 and 9.1.61	13.1.0	13.2.0
2017-06	RAN#76	R5-173246	0344	1	Test Tolerance: Analysis of Test cases 8.26.9 and 8.26.10	13.1.0	13.2.0
2017-06	RAN#76	R5-173247	0338	1	Test tolerance analysis for the test cases 6.1.15 and 6.1.16	13.1.0	13.2.0
2017-06	RAN#76	R5-173251	0340	1	Test tolerance analysis for the test cases 7.2.9	13.1.0	13.2.0
2017-06	RAN#76	R5-173253	0341	1	Test tolerance analysis for the test cases 7.3.62 and 7.3.63	13.1.0	13.2.0
2017-06	RAN#76	R5-173259	0325	1	Test tolerance calculation for TC7.3.56,7.3.57,7.3.58,7.3.59	13.1.0	13.2.0
2017-06	RAN#76	R5-173434	0349	2	Test Tolerance analysis for the test cases 7.3.64 and 7.3.65	13.1.0	13.2.0
2017-09	RAN#77	R5-173749	0352	-	Add Test Tolerance analysis for Test case 9.1.5.1_1	13.2.0	13.3.0
2017-09	RAN#77	R5-173753	0354	-	Add Test Tolerance analysis for TS 36.521-3 Test case 9.1.5.2_1	13.2.0	13.3.0
2017-09	RAN#77	R5-173755	0355	-	Add Test Tolerance analysis for TS 36.521-3 Test cases 9.1.14.1_1+9.1.15.1_1	13.2.0	13.3.0
2017-09	RAN#77	R5-173844	0359	-	Test Tolerance: Analysis of Test cases 7.1.14, 7.1.15 and 7.1.16	13.2.0	13.3.0

2017-09	RAN#77	R5-173906	0360	-	Test Tolerance analysis for Contention Based Random Access Tests in TS 36.521-3 6.2.10, 6.2.11 and 6.2.12 for Cat-M1 UEs in Normal Coverage Test cases	13.2.0	13.3.0
2017-09	RAN#77	R5-173919	0361	-	Update Test Tolerance analysis for reselection Test cases 4.2.1+4.2.2+4.2.9	13.2.0	13.3.0
2017-09	RAN#77	R5-175032	0353	1	Add Test Tolerance analysis for TS 36.521-3 Test cases 8.16.55 and 8.16.56	13.2.0	13.3.0
2017-09	RAN#77	R5-175035	0358	1	Test Tolerance: Analysis of Test cases 7.3.60 and 7.3.61	13.2.0	13.3.0
2017-09	RAN#77	R5-175036	0363	1	Test tolerance, addition of test tolerance analysis of NB-IoT test cases 7.3.66 and 7.3.67	13.2.0	13.3.0
2017-09	RAN#77	R5-175164	0357	1	Test Tolerance analyses for intra frequency case for Cat M1 UE in normal coverage	13.2.0	13.3.0
2017-09	RAN#77	R5-175215	0351	1	Test tolerance analysis for 36.521-3 test cases 9.12.1 and 9.12.2	13.2.0	13.3.0
2017-12	RAN#78	R5-176445	0368	-	Test tolerance, addition of test tolerance analysis of eIMTA test case 8.4.6	13.3.0	13.4.0
2017-12	RAN#78	R5-177125	0364	2	Update Test Tolerance analysis for NB-IoT RLM Out-of-sync Test cases	13.3.0	13.4.0
2017-12	RAN#78	R5-177126	0365	2	Update Test Tolerance analysis for NB-IoT RLM In-sync Test cases	13.3.0	13.4.0
2017-12	RAN#78	R5-177313	0366	1	Test tolerance, addition of test tolerance analysis of NB-IoT test cases 4.2.19 and 4.2.24	13.3.0	13.4.0
2018-03	RAN#79	R5-181517	0370	1	Test tolerance, addition of test tolerance analysis of NB-IoT test case 6.2.16	13.4.0	13.5.0
2018-03	RAN#79	R5-181518	0371	1	Test tolerance, addition of test tolerance analysis of NB-IoT test case 6.2.17	13.4.0	13.5.0
2018-03	RAN#79	R5-181031	0375	-	Add Test Tolerance analysis for Cat-1bis RRM test cases 4.2.20 and 4.2.21	13.5.0	14.0.0
2018-03	RAN#79	R5-181032	0376	-	Add Test Tolerance analysis for Cat-1bis RRM test cases 5.1.19 and 5.1.20	13.5.0	14.0.0
2018-03	RAN#79	R5-181512	0369	1	Test tolerance, addition of test tolerance analysis of SRS switching test case 7.6.1 and 7.6.2.	13.5.0	14.0.0
2018-03	RAN#79	R5-181513	0372	1	Addition of test tolerance analysis for HST test case 8.2.11	13.5.0	14.0.0
2018-06	RAN#80	R5-183717	0379	1	Test tolerance, Update of zip file to add information of test case 6.2.18	14.0.0	14.1.0
2018-06	RAN#80	R5-183727	0380	1	Update Test Tolerance analysis for NB-IoT Tx Timing Test cases 7.1.17+7.1.18	14.0.0	14.1.0
2018-06	RAN#80	R5-183728	0378	1	Add Test Tolerances analysis for E-UTRAN Handover inter-frequency case for UE category 1bis	14.0.0	14.1.0
2018-06	RAN#80	R5-183785	0381	-	Add Test Tolerances analysis for inter-freq cell reselection Test cases for UE category 1bis	14.0.0	14.1.0
2018-09	RAN#81	R5-184172	0397	-	Add Test Tolerances analysis for E-UTRAN RRM IncMon TCs 8.3.7 and 8.4.7	14.1.0	14.2.0
2018-09	RAN#81	R5-184173	0398	-	Add Test Tolerances analysis for E-UTRAN IncMon TC 8.3.8	14.1.0	14.2.0
2018-09	RAN#81	R5-184174	0399	-	Add Test Tolerances analysis for E-UTRAN IncMon TC 8.3.9	14.1.0	14.2.0
2018-09	RAN#81	R5-184409	0409	-	Addition of TT analysis of V2X TC 12.2.1	14.1.0	14.2.0
2018-09	RAN#81	R5-184410	0410	-	Addition of TT analysis of V2X TC 12.2.2	14.1.0	14.2.0

2018-09	RAN#81	R5-184411	0411	-	Addition of TT analysis of V2X TC 12.4	14.1.0	14.2.0
2018-09	RAN#81	R5-185338	0412	1	Test Tolerances analysis for E-UTRAN FDD-FDD and TDD-TDD inter-frequency TC 8.3.1_2, 8.3.2_2, 8.4.1_2, 8.4.2_2 and 8.4.6_2 for UE category 1bis	14.1.0	14.2.0
2018-09	RAN#81	R5-185339	0413	1	Test Tolerances analysis for E-UTRAN FDD-FDD and TDD-TDD inter-frequency TC 8.3.3_2 and 8.4.3_2 for UE category 1bis when L3 filtering is used	14.1.0	14.2.0
2018-09	RAN#81	R5-185340	0414	1	Test Tolerances analysis for E-UTRAN FDD-FDD intra-frequency event triggered reporting under fading propagation conditions in asynchronous cells for UE category 1bis	14.1.0	14.2.0
2018-09	RAN#81	R5-185341	0415	1	Test Tolerances analysis for E-UTRAN FDD-FDD and TDD-TDD intra-frequency TC 8.1.12_2, 8.1.13_2, 8.1.17_2, 8.1.18_2 for UE category 1bis	14.1.0	14.2.0
2018-09	RAN#81	R5-185395	0383	1	Test Tolerance Analysis for RRM TC 9.1.1.1_2 and 9.1.2.1_2	14.1.0	14.2.0
2018-09	RAN#81	R5-185396	0386	1	Test Tolerance Analysis for RRM TC 9.1.1.2_2 and 9.1.2.2_2	14.1.0	14.2.0
2018-09	RAN#81	R5-185397	0387	1	Test Tolerance Analysis for RRM TC 9.1.3.1_2 and 9.1.4.1_2	14.1.0	14.2.0
2018-09	RAN#81	R5-185398	0388	1	Test Tolerance Analysis for RRM TC 9.1.3.2_2 and 9.1.4.2_2	14.1.0	14.2.0
2018-09	RAN#81	R5-185399	0389	1	Test Tolerance Analysis for RRM TC 9.1.5.1_2	14.1.0	14.2.0
2018-09	RAN#81	R5-185400	0390	1	Test Tolerance Analysis for RRM TC 9.1.5.2_2	14.1.0	14.2.0
2018-09	RAN#81	R5-185401	0392	1	Test Tolerance Analysis for RRM TC 9.2.3.1_2 and 9.2.4.1_2	14.1.0	14.2.0
2018-09	RAN#81	R5-185402	0393	1	Test Tolerance Analysis for RRM TC 9.2.3.2_2 and 9.2.4.2_2	14.1.0	14.2.0
2018-09	RAN#81	R5-185403	0394	1	Test Tolerance Analysis for RRM TC 9.2.4A.1_2	14.1.0	14.2.0
2018-09	RAN#81	R5-185404	0395	1	Test Tolerance Analysis for RRM TC 9.2.4A.2_2	14.1.0	14.2.0
2018-09	RAN#81	R5-185405	0400	1	Test Tolerance Analysis for RRM TC 9.2.1.1_2 and 9.2.2.1_2	14.1.0	14.2.0
2018-09	RAN#81	R5-185424	0384	1	Addition of TT analysis of eHST FDD Intra-frequency event reporting.	14.1.0	14.2.0
2018-09	RAN#81	R5-185425	0385	1	Addition of TT analysis of V2X uplink timing test case	14.1.0	14.2.0
2018-09	RAN#81	R5-185456	0396	1	TC Group definition for RRM IncMon test cases	14.1.0	14.2.0
2019-03	RAN#83	R5-191593	0423	-	Addition of Test Tolerance Analysis for RRM IncMon Test Cases 4.2.10 and 4.2.11	14.3.0	14.4.0
2019-03	RAN#83	R5-191594	0424	-	Addition of Test Tolerance Analysis for RRM IncMon Test Cases 4.3.15, 4.3.3A	14.3.0	14.4.0
2019-03	RAN#83	R5-191595	0425	-	Addition of Test Tolerance Analysis for RRM IncMon Test Cases 4.3.2A and 4.3.4.4	14.3.0	14.4.0
2019-03	RAN#83	R5-191596	0426	-	Addition of Test Tolerance Analysis for RRM IncMon Test Cases 8.5.8 and 8.6.3	14.3.0	14.4.0
2019-03	RAN#83	R5-191597	0427	-	Addition of Test Tolerance Analysis for RRM IncMon Test Cases 8.7.5 and 8.7A.1	14.3.0	14.4.0
2019-03	RAN#83	R5-192850	0428	1	Correction to TT analysis for NB-IOT RLM tests	14.4.0	15.0.0
2019-09	RAN#85	R5-196398	0429	-	Addition of Test Tolerance Analysis for 3DL/3UL TDD CA UE Transmit Timing Accuracy	15.0.0	15.1.0

2019-09	RAN#85	R5-196944	0431	-	Test Tolerances analysis for E-UTRAN RRM feMTC Test Cases	15.0.0	15.1.0
2019-12	RAN#86	R5-197753	0432	-	Addition of Test tolerance of V2X RRM test cases 12.3.1 and 12.3.2	15.1.0	15.2.0
2019-12	RAN#86	R5-197756	0433	-	Addition of Test tolerance of V2X RRM test case 12.5	15.1.0	15.2.0
2019-12	RAN#86	R5-199457	0436	-	Test Tolerances analysis for E-UTRAN RRM feMTC Test Cases	15.1.0	15.2.0
2019-12	RAN#86	R5-199479	0434	1	Addition of Test Tolerance of V2X RRM test cases 12.6.1 and 12.6.2	15.1.0	15.2.0
2020-06	RAN#88	R5-202801	0438	1	Test Tolerance analysis for E-UTRAN FDD inter-frequency event triggered reporting in CEModeA test cases	15.2.0	15.3.0
2020-06	RAN#88	R5-202802	0439	1	Test Tolerance analysis for E-UTRAN FDD inter-frequency event triggered reporting in CEModeB test cases	15.2.0	15.3.0
2020-09	RAN#89	R5-204114	0440	-	Test Tolerance analysis for E-UTRAN HD-FDD inter frequency handover for Cat-M1 UEs in CEModeA test case	15.3.0	15.4.0
2020-09	RAN#89	R5-204115	0441	-	Test Tolerance analysis for E-UTRAN HD-FDD Inter frequency RRC Re-establishment for Cat-M1 UE in CEModeA test case	15.3.0	15.4.0

History

Document history		
V15.0.0	May 2019	Publication
V15.1.0	October 2019	Publication
V15.2.0	January 2020	Publication
V15.3.0	July 2020	Publication
V15.4.0	November 2020	Publication