

**E**UROPEAN  
**T**ELECOMMUNICATION  
**S**TANDARD

**FINAL DRAFT**  
pr **ETS 300 392-3-5**

October 1999

---

Source: TETRA

Reference: DE/TETRA-03001-03-5

ICS: 33.020

**Key words:** Radio, interworking, management, mobility, TETRA, V+D

**Terrestrial Trunked Radio (TETRA);  
Voice plus Data (V+D);  
Part 3: Interworking at the Inter-System Interface (ISI);  
Sub-part 5: Additional Network Feature for Mobility Management  
(ANF-ISIMM)**

**ETSI**

European Telecommunications Standards Institute

**ETSI Secretariat**

**Postal address:** F-06921 Sophia Antipolis CEDEX - FRANCE

**Office address:** 650 Route des Lucioles - Sophia Antipolis - Valbonne - FRANCE

**Internet:** secretariat@etsi.fr - <http://www.etsi.org>

Tel.: +33 4 92 94 42 00 - Fax: +33 4 93 65 47 16

---

**Copyright Notification:** No part may be reproduced except as authorized by written permission. The copyright and the foregoing restriction extend to reproduction in all media.

© European Telecommunications Standards Institute 1999. All rights reserved.



## Contents

Foreword .....	15
1 Scope .....	17
2 References .....	18
3 Definitions and abbreviations .....	19
3.1 Definitions .....	19
3.2 Abbreviations .....	21
4 Overview .....	22
4.1 General .....	22
4.2 Applicability .....	22
4.2.1 Entities .....	22
4.2.2 Services .....	22
4.3 Testability .....	23
4.4 Provision/withdrawal .....	23
4.5 Activation/deactivation .....	23
4.6 Charging .....	24
5 The generic ANF-ISIMM stage 1 service model .....	24
5.1 ANF-ISIMM - the service provider .....	24
5.2 SwMI MMs - the ANF-ISIMM service users .....	24
5.3 Stage 1 description conventions .....	25
6 Migration service description (stage 1) .....	26
6.1 Pre-requisite requirements for the migration service .....	26
6.2 Service definition .....	26
6.3 Service description .....	26
6.4 Service architecture .....	27
6.5 Normal procedures .....	27
6.5.1 Invocation .....	27
6.5.1.1 Invocation criteria .....	27
6.5.1.2 Invocation of ANF-ISIMM .....	28
6.5.2 Operation .....	30
6.5.2.1 Migration with pre-defined migration profile(s) .....	30
6.5.2.1.1 Support for call restoration .....	31
6.5.2.1.2 Final migration approval .....	31
6.5.2.2 Migration with migration profile exchange .....	32
6.5.2.2.1 Basic migration profile exchange .....	33
6.5.2.2.2 SS-migration profile(s) exchange .....	42
6.5.2.2.3 Support for call restoration .....	45
6.5.2.2.4 Final migration approval .....	45
6.5.2.2.5 SS-migration profile exchange after final migration approval .....	45
6.6 Exceptional procedures .....	46
6.6.1 Detected by the visited SwMI MM .....	47
6.6.2 Detected by the home SwMI MM .....	48
6.7 Interactions .....	48
6.7.1 Interactions with the authentication service .....	48
6.7.2 Interactions with the group attachment and the group detachment services .....	48
6.8 Dynamic description .....	49
7 Restricted migration service description (stage 1) .....	53
7.1 Pre-requisite requirements for the restricted migration service .....	53
7.2 Service definition .....	53

7.3	Service description .....	53
7.4	Service architecture.....	54
7.5	Normal procedures.....	54
7.5.1	Invocation .....	54
7.5.1.1	Invocation criteria .....	54
7.5.1.2	Invocation of ANF-ISIMM .....	55
7.5.2	Operation .....	58
7.5.2.1	Operation when the visited SwMI MM invokes restricted migration .....	58
7.5.2.2	Invocation of RSI.....	59
7.5.2.3	Support for emergency call restoration .....	59
7.5.2.4	Receipt of restricted migration approval .....	59
7.6	Exceptional procedures.....	60
7.6.1	Detected by the visited SwMI MM.....	61
7.6.2	Detected by the home SwMI MM.....	61
7.7	Interactions.....	61
7.7.1	Interactions with the authentication service .....	61
7.7.2	Interactions with the group attachment and the group detachment services.....	61
7.8	Dynamic description .....	61
8	Removal of Subscriber Information (RSI) service description (stage 1).....	63
8.1	Service definition .....	63
8.2	Service description .....	63
8.3	Service architecture.....	64
8.4	Normal procedures.....	64
8.4.1	Invocation .....	64
8.4.1.1	Invocation criteria .....	64
8.4.1.2	Invocation of ANF-ISIMM .....	65
8.4.2	Operation .....	66
8.5	Exceptional procedures.....	67
8.6	Interaction with authentication .....	68
8.7	Dynamic description .....	68
9	De-registration service description (stage 1) .....	69
9.1	Service definition .....	69
9.2	Service description .....	70
9.3	Service architecture.....	70
9.4	Normal procedures.....	70
9.4.1	Invocation .....	70
9.4.1.1	Invocation criteria .....	70
9.4.1.2	Invocation of ANF-ISIMM .....	71
9.4.2	Operation .....	71
9.5	Exceptional procedures.....	72
9.5.1	Detected by the visited SwMI MM.....	73
9.5.2	Detected by the home SwMI MM.....	73
9.6	Dynamic description .....	73
10	Profile update service description (stage 1) .....	75
10.1	Service definition .....	75
10.2	Service description .....	75
10.3	Service architecture.....	75
10.4	Normal procedures.....	75
10.4.1	Invocation .....	75
10.4.1.1	Invocation criteria .....	75
10.4.1.2	Invocation of ANF-ISIMM .....	76
10.4.2	Operation .....	85
10.5	Exceptional operation.....	94
10.6	Dynamic description .....	95
11	SS-profile update service description (stage 1).....	96
11.1	Service definition .....	96
11.2	Service description .....	96

11.3	Service architecture .....	97
11.4	Normal procedures .....	97
11.4.1	Invocation .....	97
11.4.1.1	Invocation criteria.....	97
11.4.1.2	Invocation of ANF-ISIMM.....	98
11.4.2	Operation.....	98
11.4.2.1	Creation of temporary SS-migration profiles .....	98
11.4.2.2	Informing home SwMI MM about the temporary SS-migration profiles .....	99
11.5	Exceptional operation .....	101
11.6	Dynamic description.....	101
12	Authentication service description (stage 1).....	103
12.1	Pre-requisite requirements for the authentication service .....	103
12.2	Service definition.....	103
12.3	Service description.....	103
12.4	Service architecture .....	104
12.5	Normal procedures .....	104
12.5.1	Invocation .....	104
12.5.1.1	Invocation criteria.....	104
12.5.1.2	Invocation of ANF-ISIMM.....	105
12.5.2	Operation.....	105
12.5.2.1	Exchange of authentication parameters .....	106
12.5.2.2	Sending of authentication result .....	106
12.6	Exceptional procedures .....	107
12.6.1	Detected by the visited SwMI MM .....	108
12.6.2	Detected by the home SwMI MM .....	108
12.7	Interaction with migration and restricted migration .....	109
12.7.1	Normal operation.....	109
12.7.2	Exceptional procedures .....	109
12.8	Dynamic description.....	110
13	Over The Air Re-keying (OTAR) service description (stage 1) .....	111
13.1	Pre-requisite requirements .....	111
13.2	Service definition.....	111
13.3	Service description.....	111
13.4	Service architecture .....	112
13.5	Normal procedures .....	113
13.5.1	Invocation .....	113
13.5.1.1	Invocation criteria.....	113
13.5.1.2	Invocation of ANF-ISIMM.....	113
13.5.1.2.1	Case 1) .....	113
13.5.1.2.2	Case 2) .....	114
13.5.1.2.3	Case 3) .....	114
13.5.1.2.4	Case 4) .....	115
13.5.2	Operation.....	115
13.5.2.1	Case 1) .....	115
13.5.2.2	Case 2) .....	116
13.5.2.3	Case 3) .....	117
13.5.2.4	Case 4) .....	118
13.6	Exceptional procedures .....	118
13.6.1	Detected by the visited SwMI MM .....	120
13.6.2	Detected by the home SwMI MM .....	120
13.7	Dynamic description.....	120
14	Individual subscriber Database Recovery (IDR) service description (stage 1) .....	122
14.1	Service definition.....	122
14.2	Service description.....	122
14.3	Service architecture .....	123
14.4	Normal procedures .....	124
14.4.1	Invocation .....	124
14.4.1.1	Invocation criteria.....	124
14.4.1.2	Invocation of ANF-ISIMM.....	124

14.4.2	Operation .....	126
14.4.2.1	The visited SwMI MM receives the HMM recovery indication .....	126
14.4.2.1A	The home SwMI MM receives the VMM recovery indication .....	127
14.4.2.2	The virtual migration or restricted migration.....	127
14.4.2.3	The virtual RSI .....	128
14.4.2.4	The iteration .....	128
14.4.2.5	The completion of the IDR .....	128
	14.4.2.5.1 VMM recovery .....	128
	14.4.2.5.2 HMM recovery .....	129
14.5	Exceptional procedures.....	129
14.6	Dynamic description .....	130
15	Group attachment service description (stage 1).....	134
15.1	Service definition .....	134
15.2	Service description .....	134
15.3	Service architecture.....	135
15.4	Normal procedures.....	135
15.4.1	Invocation .....	135
15.4.1.1	Invocation criteria .....	135
15.4.1.2	Invocation of ANF-ISIMM .....	136
	15.4.1.2.1 Case 1).....	136
	15.4.1.2.2 Cases 2) - 4) .....	138
	15.4.1.2.3 Case 5).....	139
	15.4.1.2.4 Case 6).....	144
15.4.2	Operation .....	145
15.4.2.1	Case 1).....	145
	15.4.2.1.1 Group attachment with pre-defined migration profile(s) .....	145
	15.4.2.1.2 Group attachment with migration profile exchange .....	147
	15.4.2.1.3 SS-migration profile(s) exchange.....	152
15.4.2.2	Cases 2) - 4) .....	156
	15.4.2.2.1 Updates to G-HDB .....	156
	15.4.2.2.2 Sending of group attachment approval.....	156
	15.4.2.2.3 Receipt of group attachment approval.....	156
15.4.2.3	Case 5).....	157
	15.4.2.3.1 Home SwMI MM initiated group attachment with pre-defined migration profile(s) .....	157
	15.4.2.3.2 Home SwMI MM initiated group attachment with migration profile exchange.....	158
15.5	Exceptional procedures.....	161
15.5.1	Detected by the visited SwMI MM.....	163
15.5.2	Detected by the home SwMI MM.....	164
15.6	Interactions.....	164
15.7	Dynamic description .....	165
16	Group detachment service description (stage 1).....	168
16.1	Service definition .....	168
16.2	Service description .....	169
16.3	Service architecture.....	170
16.4	Normal procedures.....	170
16.4.1	Invocation .....	170
16.4.1.1	Invocation criteria .....	170
16.4.1.2	Invocation of ANF-ISIMM .....	171
	16.4.1.2.1 Cases 1) - 3) .....	171
	16.4.1.2.2 Case 4).....	172
16.4.2	Operation .....	172
16.4.2.1	Cases 1) - 3) .....	172
16.4.2.2	Case 4).....	173

16.5	Exceptional procedures .....	174
16.6	Interactions .....	176
16.7	Dynamic description.....	177
17	Group Database Recovery (GDR) service description (stage 1) .....	178
17.1	Service definition.....	178
17.2	Service description.....	178
17.3	Service architecture .....	179
17.4	Normal procedures .....	180
17.4.1	Invocation .....	180
17.4.1.1	Invocation criteria.....	180
17.4.1.2	Invocation of ANF-ISIMM.....	180
17.4.2	Operation.....	181
17.4.2.1	Verification of age information .....	182
17.4.2.2	The visited SwMI MM receives the G-HDR indication .....	182
17.4.2.3	The home SwMI MM receives the G-VDR indication .....	183
17.4.2.4	The virtual group attachment and detachment.....	183
17.4.2.5	The iteration.....	184
17.4.2.6	The completion of the GDR .....	185
17.4.2.6.1	G-HDR .....	185
17.4.2.6.2	G-VDR .....	185
17.5	Exceptional procedures .....	186
17.6	Dynamic description.....	187
18	Group linking/unlinking service description (stage 1).....	190
18.1	Service definition.....	190
18.2	Service description.....	190
18.3	Service architecture .....	192
18.4	Normal procedures .....	192
18.4.1	Invocation .....	192
18.4.1.1	Invocation criteria.....	192
18.4.1.2	Invocation of ANF-ISIMM.....	193
18.4.1.2.1	Case 1) - group linking service .....	193
18.4.1.2.2	Case 2) - group unlinking service .....	194
18.4.1.2.3	Case 3) - remote group unlinking service.....	194
18.4.2	Operation.....	194
18.4.2.1	Case 1) - group linking service .....	194
18.4.2.1.1	First phase of group linking service ....	194
18.4.2.1.2	Second phase of group linking service	195
18.4.2.2	Case 2) - group unlinking service .....	196
18.4.2.3	Case 3) - remote group unlinking service.....	197
18.5	Exceptional procedures .....	197
18.5.1	Case 1) - group linking service.....	197
18.5.2	Case 2) - group unlinking service.....	199
18.5.3	Case 3) - remote group unlinking service .....	199
18.6	Interactions .....	200
18.7	Dynamic description.....	200
19	ANF-ISIMM stage 2 specification .....	204
19.1	General .....	204
19.2	Functional model.....	204
19.3	Information flow diagrams.....	205
20	Migration - stage 2 information flow sequences .....	206
20.1	Normal operation .....	206
20.1.1	Migration with pre-defined profile(s) .....	206
20.1.2	Migration with basic migration profile exchange.....	207
20.1.3	Migration with basic migration and SS-migration profiles exchange .....	208
20.1.3.1	SS-migration profiles exchanged before final migration approval .....	208
20.1.3.2	SS-migration profiles exchanged after final migration approval .....	210

20.2	Exceptional operation.....	212
20.2.1	Migration rejection request upon receipt of the Migration_ind.....	212
20.2.2	Migration rejection request upon receipt of Profile update_conf and SS-profile update_conf.....	213
20.3	FE actions for subscriber migration.....	214
20.3.1	FE actions of FE1.....	214
20.3.2	FE actions of FE3.....	215
21	Restricted migration - stage 2 information flow sequences.....	216
21.1	Normal operation.....	216
21.1.1	Restricted migration requested by visited SwMI MM.....	216
21.1.2	Restricted migration requested by home SwMI upon receipt of MIGRATION_ind from the visited SwMI MM.....	216
21.1.3	Restricted migration requested by home SwMI MM upon receipt of PROFILE UPDATE_ind (and possibly SS-PROFILE UPDATE_ind) from the visited SwMI MM.....	216
21.2	Exceptional operation.....	217
21.3	FE actions for restricted migration.....	217
21.3.1	FE actions of FE1.....	217
21.3.2	FE actions of FE3.....	217
22	Removal of Subscriber Information - stage 2 information flow sequences.....	218
22.1	Normal operation.....	218
22.2	Exceptional operation.....	219
22.3	FE actions for subscriber migration.....	219
22.3.1	FE actions of FE1.....	219
22.3.2	FE actions of FE4.....	219
23	De-registration - stage 2 information flow sequences.....	220
23.1	Normal operation.....	220
23.1.1	Visited SwMI MM initiated de-registration.....	220
23.1.2	Home SwMI MM initiated de-registration.....	221
23.2	Exceptional operation.....	222
23.2.1	Visited SwMI MM initiated de-registration rejected.....	222
23.2.2	Home SwMI MM initiated de-registration rejected.....	223
23.3	FE actions.....	223
23.3.1	FE actions of FE1.....	223
23.3.2	FE actions of FE3.....	224
24	Profile update - stage 2 information flow sequences.....	225
24.1	Normal operation.....	225
24.2	Profile update rejection.....	226
24.3	FE actions for Profile update.....	226
24.3.1	FE actions of FE1.....	226
24.3.2	FE actions of FE3.....	226
25	SS-profile update - stage 2 information flow sequences.....	227
25.1	Normal operation.....	227
25.2	SS-profile update rejection.....	228
25.3	FE actions for SS-profile update.....	228
25.3.1	FE actions of FE1.....	228
25.3.2	FE actions of FE3.....	228
26	Authentication - stage 2 information flow sequences.....	229
26.1	Normal operation.....	229
26.1.1	Authentication.....	229
26.1.2	Successful subsequent authentication.....	230
26.2	Authentication invoked in conjunction with migration.....	231
26.3	Exceptional operation.....	233
26.3.1	Authentication rejection in the visited SwMI.....	233
26.4	FE actions for authentication.....	234
26.4.1	FE actions of FE1.....	234
26.4.2	FE actions of FE3.....	235



27	Over The Air Re-keying (OTAR) - stage 2 information flow sequences .....	236
27.1	Normal operation .....	236
27.1.1	OTAR SCK generation service.....	236
27.1.2	Visited SwMI MM initiated OTAR SCK delivery service .....	237
27.1.3	Home SwMI MM initiated OTAR SCK delivery service .....	238
27.1.4	OTAR SCK generation service, subsequent use of parameters.....	239
27.2	Exceptional operation .....	240
27.2.1	Failed OTAR SCK generation service.....	240
27.2.2	Failed visited SwMI MM initiated OTAR SCK delivery .....	241
27.2.3	Failed home SwMI MM initiated OTAR SCK delivery.....	242
27.2.4	Failed subsequent use of OTAR SCK generation parameters .....	243
27.3	FE actions for OTAR.....	243
27.3.1	FE actions of FE1 .....	243
27.3.2	FE actions of FE3.....	244
28	Individual subscriber database recovery - stage 2 information flow sequences .....	245
28.1	Normal operation .....	245
28.1.1	HMM recovery .....	245
28.1.2	VMM recovery .....	248
28.2	Exceptional operation .....	251
28.2.1	Rejection of HMM recovery .....	251
28.2.2	Rejection of VMM recovery .....	252
28.3	FE actions .....	252
28.3.1	FE actions of FE1 .....	252
28.3.2	FE actions of FE3.....	253
28.3.3	FE actions of FE4.....	253
29	Group attachment - stage 2 information flow sequences.....	254
29.1	Normal operation .....	254
29.1.1	Visited SwMI MM initiated group attachment without migration profile exchange.....	254
29.1.2	Visited SwMI MM initiated first group attachment with migration profile exchange.....	255
29.1.3	Home SwMI MM initiated group attachment without migration profile exchange.....	257
29.1.4	Home SwMI MM initiated group attachment with migration profile exchange.....	258
29.2	Exceptional operation .....	260
29.2.1	Rejection of visited SwMI MM initiated group attachment without migration profile exchange .....	260
29.2.2	Rejection of home SwMI MM initiated group attachment with migration profile exchange .....	261
29.2.3	Rejection of home SwMI MM initiated group attachment without migration profile exchange .....	262
29.2.4	Rejection of home SwMI MM initiated group attachment with migration profile exchange, rejected by subscriber .....	263
29.3	FE actions .....	264
29.3.1	FE actions of FE2.....	264
29.3.2	FE actions of FE3.....	265
30	Normal operation for group detachment - stage 2 information flow sequences.....	266
30.1	Normal operation .....	266
30.1.1	Visited SwMI MM initiated group detachment .....	266
30.1.2	Home SwMI MM initiated group detachment .....	267
30.2	Exceptional operation .....	268
30.2.1	Rejection of visited SwMI MM initiated group detachment.....	268
30.2.2	Rejection of home SwMI MM initiated group detachment rejection .....	269
30.3	FE actions .....	269
30.3.1	FE actions of FE2.....	269
30.3.2	FE actions of FE3.....	270
31	Group database recovery - stage 2 information flow sequences .....	271
31.1	Normal operation .....	271

	31.1.1	G-HDR .....	271
	31.1.2	G-VDR .....	274
31.2		Exceptional operation .....	277
	31.2.1	Rejection of G-HDR .....	277
	31.2.2	Rejection of G-VDR .....	278
31.3		FE actions .....	278
	31.3.1	FE actions of FE2 .....	278
	31.3.2	FE actions of FE3 .....	279
32		Group linking/unlinking - stage 2 information flow scenarios.....	279
	32.1	Normal operation.....	279
		32.1.1 Group linking.....	279
		32.1.2 Group unlinking.....	279
		32.1.3 Remote group unlinking.....	279
	32.2	Exceptional operation - group linking rejected by participating SwMI .....	280
	32.3	FE actions .....	280
		32.3.1 FE actions of FE5 .....	280
		32.3.2 FE actions of FE6 .....	280
33		Definition of stage 2 information flows .....	280
	33.1	AUTHENTICATION DEMAND .....	280
	33.2	AUTHENTICATION RESPONSE.....	281
	33.3	AUTHENTICATION RESULT .....	281
	33.4	AUTH REJECT .....	281
	33.5	DE-REGISTRATION .....	282
	33.6	DE-REG REJECT .....	282
	33.7	GROUP ATTACHMENT .....	282
	33.8	GROUP ATT REJECT .....	282
	33.9	GROUP DETACHMENT .....	283
	33.10	GROUP DET REJECT.....	283
	33.11	HMM RECOVERY.....	283
	33.12	HMM RECOVERY COMPLETED .....	284
	33.13	HMM RECOVERY REJECT.....	284
	33.14	LINKING .....	285
	33.15	LINKING COMMAND .....	285
	33.16	LINKING REJECT .....	285
	33.17	MIGRATION .....	285
	33.18	MIGRATION REJECT .....	285
	33.19	OTAR-KEY DEMAND .....	286
	33.20	OTAR-KEY PROVIDE .....	286
	33.21	OTAR-KEY REJECT .....	286
	33.22	OTAR-KEY RESULT .....	287
	33.23	OTAR-PARAM DEMAND.....	287
	33.24	OTAR-PARAM PROVIDE .....	287
	33.25	OTAR-PARAM REJECT .....	288
	33.26	OTAR-PARAM RESULT .....	288
	33.27	PROFILE REJECT .....	288
	33.28	PROFILE UPDATE .....	289
	33.29	REMOTE UNLINKING .....	289
	33.30	REMOVE REJECT.....	289
	33.31	REMOVE SUBS.....	289
	33.32	SS-PROFILE REJECT .....	290
	33.33	SS-PROFILE UPDATE .....	290
	33.34	UNLINKING .....	291
	33.35	UNLINKING REJECT.....	291
	33.36	VMM RECOVERY .....	291
	33.37	VMM RECOVERY COMPLETED .....	291
	33.38	VMM RECOVERY REJECT .....	292
	33.39	Profiles .....	292
		33.39.1 Basic migration profiles.....	292
		33.39.1.1 Group basic migration profile (original and temporary).....	292
		33.39.1.2 Individual basic migration profile .....	294
		33.39.2 SS-migration profile (original and temporary) .....	296

	33.39.3	Relation between subscribers and group .....	296
34	ANF-ISIMM encoding requirements - stage 3.....		296
	34.1	ANF-ISIMM PDU description tables.....	296
	34.1.1	AUTHENTICATION DEMAND .....	297
	34.1.2	AUTHENTICATION RESPONSE.....	297
	34.1.3	AUTHENTICATION RESULT .....	298
	34.1.4	AUTH REJECT.....	298
	34.1.5	DE-REGISTRATION .....	299
	34.1.6	DE-REGISTRATION RESPONSE .....	299
	34.1.7	DE-REG REJECT .....	299
	34.1.8	GROUP ATTACHMENT .....	299
	34.1.9	GROUP ATTACHMENT RESPONSE .....	300
	34.1.10	GROUP ATT REJECT .....	301
	34.1.11	GROUP DETACHMENT .....	301
	34.1.12	GROUP DETACHMENT RESPONSE .....	301
	34.1.13	GROUP DET REJECT .....	302
	34.1.14	HMM RECOVERY.....	302
	34.1.15	HMM RECOVERY COMPLETED .....	302
	34.1.16	HMM RECOVERY REJECT.....	303
	34.1.17	HMM RECOVERY RESPONSE.....	303
	34.1.18	LINKING .....	303
	34.1.19	LINKING COMMAND .....	303
	34.1.20	LINKING COMMAND RESPONSE .....	304
	34.1.21	LINKING REJECT .....	304
	34.1.22	LINKING RESPONSE .....	304
	34.1.23	MIGRATION.....	304
	34.1.24	MIGRATION REJECT .....	305
	34.1.25	MIGRATION REJECT RESPONSE .....	305
	34.1.26	MIGRATION RESPONSE .....	306
	34.1.27	OTAR-KEY DEMAND .....	306
	34.1.28	OTAR-KEY PROVIDE.....	307
	34.1.29	OTAR-KEY REJECT .....	307
	34.1.30	OTAR-KEY RESULT .....	308
	34.1.31	OTAR-PARAM DEMAND.....	308
	34.1.32	OTAR-PARAM PROVIDE .....	308
	34.1.33	OTAR-PARAM REJECT .....	309
	34.1.34	OTAR-PARAM RESULT .....	309
	34.1.35	PROFILE REJECT .....	310
	34.1.36	PROFILE UPDATE .....	310
	34.1.37	PROFILE UPDATE RESPONSE .....	311
	34.1.38	REMOTE UNLINKING .....	311
	34.1.39	REMOVE REJECT.....	311
	34.1.40	REMOVE SUBS .....	311
	34.1.41	REMOVE SUBS RESPONSE .....	312
	34.1.42	SS-PROFILE REJECT .....	312
	34.1.43	SS-PROFILE UPDATE .....	313
	34.1.44	SS-PROFILE UPDATE RESPONSE .....	313
	34.1.45	UNLINKING.....	313
	34.1.46	UNLINKING REJECT.....	314
	34.1.47	UNLINKING RESPONSE.....	314
	34.1.48	VMM RECOVERY .....	314
	34.1.49	VMM RECOVERY COMPLETED .....	314
	34.1.50	VMM RECOVERY REJECT .....	314
	34.1.51	VMM RECOVERY RESPONSE .....	315
	34.2	PDU information element encoding.....	315
	34.2.1	Advanced link .....	315
	34.2.2	Age stamp .....	316
	34.2.3	AI security class (participating SwMI).....	316
	34.2.4	AI security class (requested).....	316
	34.2.5	AI encryption state list .....	316
	34.2.6	ANF-ISIMM invoke id .....	317
	34.2.7	Authentication invocation.....	317

34.2.8	Authentication rejection cause.....	318
34.2.9	Authentication service.....	318
34.2.10	Authentication type .....	318
34.2.11	Basic migration profile info.....	319
34.2.12	Call restoration support.....	319
34.2.13	Call time-out set-up phase timer (T301) .....	319
34.2.14	Call time-out timer (T310).....	319
34.2.15	Circuit mode protected (high) data service .....	320
34.2.16	Circuit mode protected (low) data service .....	320
34.2.17	Circuit mode unprotected speech + data service .....	321
34.2.18	CONS .....	321
34.2.19	Default SS-information.....	322
34.2.20	De-registration rejection cause .....	322
34.2.21	De-registration type.....	322
34.2.22	Duplex service .....	323
34.2.23	End-to-end encryption service .....	323
34.2.24	First/Subsequent Group attachment.....	324
34.2.25	Following conditional element(s) present .....	324
34.2.25.1	Forced removal .....	324
34.2.26	Group attachment/detachment .....	324
34.2.27	Group attachment rejection cause.....	325
34.2.28	Group basic migration profile (original and temporary) .....	325
34.2.29	Group detachment rejection cause.....	327
34.2.30	Group information .....	327
34.2.31	Group information in subscriber profile.....	327
34.2.32	Group priority .....	327
34.2.33	GSSI .....	328
34.2.34	Home/Visited SwMI MM initiated .....	328
34.2.35	Independent of authentication service .....	328
34.2.36	Individual basic migration profile (original and temporary) .....	329
34.2.37	Interleaving depth .....	330
34.2.38	IP service .....	330
34.2.39	ISSI .....	331
34.2.40	ISI profile type 3 element identifier .....	331
34.2.41	Last group detachment .....	331
34.2.42	Linking rejection cause .....	331
34.2.43	Maximum number of timeslots .....	332
34.2.44	Migration rejection cause.....	332
34.2.45	Migration type .....	333
34.2.46	MNI .....	333
34.2.47	MNIs of SSI and of visited SwMI MM following .....	333
34.2.48	Not supported SS .....	333
34.2.49	Number of following elements .....	333
34.2.50	Number of not supported SSs .....	334
34.2.51	Number of SS-information .....	334
34.2.52	Original/Subsequent use of param .....	334
34.2.53	OTAR SCK delivery service.....	334
34.2.54	OTAR SCK generation service .....	335
34.2.55	OTAR SCK key rejection cause.....	335
34.2.56	OTAR SCK param rejection cause.....	336
34.2.57	Other linked group .....	336
34.2.58	PDU type.....	337
34.2.59	Pre-defined profile set reference(s) .....	338
34.2.60	Profile exchange support .....	338
34.2.61	Profile rejection cause .....	338
34.2.62	Profile type.....	339
34.2.63	Point-to-multipoint acknowledged service .....	339
34.2.64	Point-to-multipoint broadcast service.....	339
34.2.65	Point-to-multipoint service .....	340
34.2.66	Point-to-point service .....	340
34.2.67	Profile status .....	341
34.2.68	Proprietary .....	341
34.2.69	Recovery.....	341

34.2.70	Recovery rejection cause .....	341
34.2.71	Recovery type.....	342
34.2.72	Restricted migration support .....	342
34.2.73	RSI rejection cause .....	342
34.2.74	SCLNS .....	342
34.2.75	SDS profile .....	343
34.2.76	Speech service.....	343
34.2.77	SS-information.....	344
34.2.78	SS-information response.....	344
34.2.79	SS-migration profile (original).....	344
34.2.80	SS-migration profile response (temporary) .....	345
34.2.81	SS-profile response status .....	345
34.2.82	SS-profile update indicator .....	345
34.2.83	SS-response status .....	345
34.2.84	SS-status .....	346
34.2.85	SS-type.....	346
34.2.86	Subscriber information .....	346
34.2.87	Subscriber information in group profile .....	346
34.2.88	Subscriber status.....	346
34.2.89	Type 3 element identifier .....	347
34.2.90	Unlinking rejection cause .....	347
34.2.91	Validity time .....	347
34.2.92	Validity time type .....	348
35	ANF-ISIMM procedures - stage 3 .....	348
35.1	General .....	348
35.2	Generic procedures .....	348
35.2.1	Invoking SwMI .....	348
35.2.2	Receiving SwMI.....	348
35.2.3	Clearing of ISI GFP transport connection.....	348
35.2.4	Convert primitive to PDU.....	349
35.2.5	Convert PDU to primitive.....	349
35.2.6	Correspondence between ANF-ISIMM primitives and PDUs.....	349
35.3	SDL descriptions.....	350
35.4	Migration .....	350
35.4.1	Visited SwMI ANF-ISIMM .....	350
35.4.2	Home SwMI ANF-ISIMM .....	354
35.5	Restricted migration .....	358
35.5.1	Visited SwMI ANF-ISIMM .....	358
35.5.2	Home SwMI ANF-ISIMM .....	359
35.6	Removal of Subscriber Information .....	359
35.6.1	Home SwMI ANF-ISIMM .....	359
35.6.2	Previous visited SwMI ANF-ISIMM.....	360
35.7	De-registration .....	361
35.7.1	Visited SwMI ANF-ISIMM .....	361
35.7.2	Home SwMI ANF-ISIMM .....	362
35.8	Profile update.....	363
35.8.1	Home SwMI ANF-ISIMM .....	363
35.8.2	Visited SwMI ANF-ISIMM .....	364
35.9	SS-profile update .....	365
35.9.1	Home SwMI ANF-ISIMM .....	365
35.9.2	Visited SwMI ANF-ISIMM .....	366
35.10	Authentication .....	367
35.10.1	Visited SwMI ANF-ISIMM .....	367
35.10.2	Home SwMI ANF-ISIMM .....	368
35.11	Over the air re-keying .....	370
35.11.1	OTAR SCK generation .....	370
35.11.1.1	Visited SwMI ANF-ISIMM .....	370
35.11.1.2	Home SwMI ANF-ISIMM .....	372
35.11.2	OTAR SCK delivery.....	374
35.11.2.1	Visited SwMI ANF-ISIMM .....	374
35.11.2.2	Home SwMI ANF-ISIMM .....	376
35.12	Individual subscriber database recovery.....	378

35.12.1	HMM recovery.....	378
35.12.1.1	Visited SwMI ANF-ISIMM.....	378
35.12.1.2	Home SwMI ANF-ISIMM.....	381
35.12.1.3	Previous visited SwMI ANF-ISIMM .....	383
35.12.2	VMM recovery.....	384
35.12.2.1	Visited SwMI ANF-ISIMM.....	384
35.12.2.2	Home SwMI ANF-ISIMM.....	387
35.12.2.3	Previous visited SwMI ANF-ISIMM .....	389
35.13	Group attachment .....	389
35.13.1	Visited SwMI ANF-ISIMM .....	389
35.13.2	Home SwMI ANF-ISIMM .....	393
35.14	Group detachment .....	398
35.14.1	Visited SwMI ANF-ISIMM .....	398
35.14.2	Home SwMI ANF-ISIMM .....	399
35.15	Group database recovery.....	400
35.15.1	Visited SwMI ANF-ISIMM .....	401
35.15.2	Home SwMI ANF-ISIMM .....	404
35.16	Group linking/unlinking.....	406
35.16.1	Linking controlling SwMI ANF-ISIMM .....	406
35.16.2	Linking participating SwMI ANF-ISIMM .....	407
36	ANF-ISIMM specific additions to ISI GFP - stage 3.....	407
36.1	ISI GFP connection .....	407
36.1.1	Establishment and clearing of a new ISI GFP connection.....	407
36.1.2	Establishment of the call independent signalling connection.....	407
36.2	Queuing for the ISI GFP resources.....	408
36.3	Use of ROSE.....	408
36.4	Allocation of the ROSE Invoke-ID .....	408
36.5	ROSE APDUs in PSS1 Facility information element.....	409
37	General ANF-ISIMM service and protocol principles - stage 3.....	409
37.1	ANF-ISIMM invoke id .....	409
37.2	Inclusion of Short Subscriber Identity in PDUs.....	409
37.3	PISN number exchange between SwMI MMs.....	409
37.4	Timers .....	410
37.5	Bundling of ANF-ISIMM PDUs .....	410
37.6	Exceptional procedures.....	410
Annex A (normative):	The SwMI scenarios and the migration, the restricted migration and the RSI services	411
Annex B (normative):	IDR - dynamic description of the SwMI MMs	412
B.1	HMM recovery .....	412
B.1.1	Home SwMI MM.....	412
B.1.2	Visited SwMI MM.....	417
B.1.3	Previous visited SwMI MM .....	421
B.2	VMM recovery.....	422
B.2.1	Home SwMI MM.....	422
B.2.2	Visited SwMI MM.....	423
B.2.3	Previous visited SwMI MM .....	423
Annex C (informative):	Example of encoding an ANF-ISIMM MIGRATION PDU in a ROSE Invoke ROSE APDU in a call PISN FACILITY PDU	424
Annex D (informative):	ANF-ISIMM services requirements for databases	427
History .....		429

## Foreword

This final draft European Telecommunication Standard (ETS) has been produced by the Terrestrial Trunked Radio (TETRA) Project of the European Telecommunications Standards Institute (ETSI), and is now submitted for the Voting phase of the ETSI standards approval procedure.

This ETS consists of the following parts:

- Part 1: "General network design";
- Part 2: "Air Interface (AI)";
- Part 3: "Interworking at the Inter-System Interface (ISI)";**
- Part 4: "Gateways basic operation";
- Part 5: "Peripheral Equipment Interface (PEI)";
- Part 6: "Line connected Stations (LS)";
- Part 7: "Security";
- Part 9: "General requirements for supplementary services";
- Part 10: "Supplementary services stage 1";
- Part 11: "Supplementary services stage 2";
- Part 12: "Supplementary services stage 3";
- Part 13: "SDL model of the Air Interface (AI)";
- Part 14: "Protocol Implementation Conformance Statement (PICS) proforma specification".

<b>Proposed transposition dates</b>	
Date of latest announcement of this ETS (doa):	3 months after ETSI publication
Date of latest publication of new National Standard or endorsement of this ETS (dop/e):	6 months after doa
Date of withdrawal of any conflicting National Standard (dow):	6 months after doa

Blank page



## 1 Scope

This ETS defines the Terrestrial Trunked Radio (TETRA) system supporting Voice plus Data (V+D). It specifies the air interface, the inter-working between TETRA systems, i.e. Switching and Management Infrastructures (SwMIs), and to other systems via gateways, the Terminal Equipment (TE) interface on the Mobile Station (MS), the connection of Line Stations (LSs) to the infrastructure, the security aspects in TETRA networks, the management services offered to the operator, the performance objectives, and the supplementary services that come in addition to the basic and tele-services.

The TETRA V+D Inter-working - basic operation part defines the Inter-System Interface (ISI) between the SwMIs as specified in the following subparts:

- Additional Network Feature - Inter-System Interface General Description (ANF-ISIGD);
- Additional Network Feature - Inter-System Interface Individual Call (ANF-ISIIC);
- Additional Network Feature - Inter-System Interface Group Call (ANF-ISIGC);
- Additional Network Feature - Inter-System Interface Short Data Service (ANF-ISISD);
- Additional Network Feature - Inter-System Interface Mobility Management (ANF-ISIMM).

NOTE: These ETSs are produced in analogy with the ITU-T Recommendation I.130 [8].

This ETS contains the ANF-ISIMM part. The ANF-ISIMM part defines additional Mobility Management (MM) services to the SwMIs. If supported, the ANF-ISIMM services complement the intra-SwMI-MM, authentication and key management services. In support of these, the ANF-ISIMM enables the invocation and operation of these services between the SwMIs over the ISI. Thus, ANF-ISIMM offers the following services:

- migration and restricted migration;
- individual subscriber and group profile update;
- profile update;
- de-registration;
- group attachment/detachment;
- individual subscriber and group database fault recovery;
- authentication, one-directionally or mutually between the individual subscriber and the home SwMI;
- Over-The-Air-Re-keying (OTAR) for Static Cipher Key (SCK) generation and SCK delivery.

For the following service only the stage 1 descriptions are included:

- linking/unlinking of groups.

## 2 References

This ETS incorporates by dated and undated reference, provisions from other publications. These normative references are cited at the appropriate places in the text and the publications are listed hereafter. For dated references, subsequent amendments to or revisions of any of these publications apply to this ETS only when incorporated in it by amendment or revision. For undated references the latest edition of the publication referred to applies.

- [1] ETS 300 392-2: "Terrestrial Trunked Radio (TETRA); Voice plus Data (V+D); Part 2: Air Interface (AI)".
- [2] ETS 300 392-1: "Terrestrial Trunked Radio (TETRA); Voice plus Data (V+D); Part 1: General network design".
- [3] ETS 300 392-3-1: "Terrestrial Trunked Radio (TETRA); Voice plus Data (V+D); Part 3: Interworking at the Inter-System Interface (ISI); Sub-part 1: General design".
- [4] ETS 300 392-12: "Terrestrial Trunked Radio (TETRA); Voice plus Data (V+D); Part 12: Supplementary Services (SS) Stage 3".
- [5] ETS 300 392-7: "Terrestrial Trunked Radio (TETRA); Voice plus Data (V+D); Part 7: Security".
- [6] ISO/IEC 11572 (1996): "Information technology; Telecommunications and information exchange between systems; Private Integrated Services Network; Circuit mode bearer services; Inter-exchange signalling procedures and protocol".
- [7] ISO/IEC 11582 (1995): "Information technology; Telecommunications and information exchange between systems; Private Integrated Services Network; Generic functional protocol for the support of supplementary services; Inter-exchange signalling procedures and protocol".
- [8] CCITT Recommendation I.130: "Method for the characterization of telecommunication services supported by an ISDN and network capabilities of an ISDN".
- [9] ITU-T Recommendation Z.100: "CCITT Specification and description language (SDL)".
- [10] ETS 300 392-10: "Terrestrial Trunked Radio (TETRA); Voice plus Data (V+D); Part 10: Supplementary Services (SS) Stage 1".
- [11] ETS 300 392-10-6: "Terrestrial Trunked Radio (TETRA); Voice plus Data (V+D); Part 10: Supplementary services stage 1; Sub-part 6: Call Authorized by Dispatcher (CAD)".
- [12] ETS 300 392-10-18: "Terrestrial Trunked Radio (TETRA); Voice plus Data (V+D); Part 10: Supplementary services stage 1; Sub-part 18: Barring of outgoing calls".
- [13] ETS 300 392-9: "Terrestrial Trunked Radio (TETRA); Voice plus Data (V+D); Part 9: General requirements for supplementary services".
- [14] ITU-T Recommendation X.219: "Remote operations: Model, notation and service definition".

- [15] ETS 300 392-3-2: "Terrestrial Trunked Radio (TETRA); Voice plus Data (V+D); Part 3: Interworking at the Inter-System Interface (ISI); Sub-part 2: Additional Network Feature Individual Call (ANF-ISIIC)".
- [16] ETS 300 392-3-3: "Terrestrial Trunked Radio (TETRA); Voice plus Data (V+D); Part 3: Interworking at the Inter-System Interface (ISI); Sub-part 3: Additional Network Feature Group Call (ANF-ISIGC)".
- [17] EN 301 747: "Terrestrial Trunked Radio (TETRA); Voice plus Data (V+D); IP Interworking (IPI)".
- [18] ITU-T Recommendation Q.931: "SDN user-network interface layer 3 specification for basic call control".

### 3 Definitions and abbreviations

#### 3.1 Definitions

For the purposes of this ETS, the following definitions apply:

**basic migration profile:** The basic service profile related to a particular TSI used in a visited SwMI of which the MNI is different from that of the TSI.

**forward registration:** Registration that takes place during a call using announced type 1 cell re-selection mechanism.

**group home:** The SwMI owning the Group Home DataBase.

**Group Home DataBase (G-HDB):** Database at group home where the current attachment information and all group parameters are permanently stored.

**Group Visitor DataBase (G-VDB):** Database where the current attachment information and all group parameters are stored when the group is attached within the area of the G-VDB.

**Home Authentication Centre (HAC):** Database where the authentication and the OTAR parameters are permanently stored.

**home SwMI:** The SwMI where the Individual subscriber Home DataBase (I-HDB) resides.

NOTE 1: The MNI of the home SwMI of the individual subscriber or of the group is equal to that of that subscriber or group respectively.

**Individual subscriber Home DataBase (I-HDB):** Database where the current location and all individual subscriber parameters are permanently stored.

**Individual subscriber Visitor DataBase (I-VDB):** Database the current location and all individual subscriber parameters are stored when the individual subscriber is registered within the area of the I-VDB.

**Individual TETRA Subscriber Identity (ITSI):** A TSI assigned to an individual user.

**Location Area (LA):** The area within radio coverage of a base station or group of base stations within which a MS is allowed to operate.

**location update registration:** The act of exchanging identity information with a SwMI in order to create or update a location record in this SwMI.

**migrated subscriber:** An individual subscriber that has migrated into a TETRA SwMI.

**migration:** The act of performing a registration in a SwMI where no valid location record exists for the individual subscriber.

**migration profile:** The basic migration or the SS-migration service profile related to a particular TSI used in a visited SwMI of which the MNI is different from that of the TSI.

**Mobile Network Identity (MNI):** The identity that is broadcast by all TETRA base stations to uniquely identify the SwMI. It consists of the Mobile Country Code (MNC) and the Mobile Network Code (MNC).

**Mobile Station (MS):** A physical grouping that contains all of the mobile equipment that is used to obtain TETRA services. By definition, a mobile station contains at least one Mobile Radio Stack (MRS).

**original basic migration profile:** The basic service profile related to a particular TSI which is sent from the home SwMI to the visited SwMI.

**original migration profile:** The basic migration or the SS-migration service profile related to a particular TSI which is sent from the home SwMI to the visited SwMI.

**original SS-migration profile:** The supplementary service profile related to a particular TSI which is sent from the home SwMI to the visited SwMI.

**previous visited SwMI:** The previous visited SwMI.

NOTE 2: The previous visited SwMI exists for the individual subscriber if he was registered or migrated prior to the migration.

**protocol instance:** The entity that performs the protocol actions of one service instance.

**registration:** The act of becoming an active and recognized TETRA subscriber by exchange of ITSI with the SwMI.

**Sealed Common Cipher Key (SCCK):** A common cipher key cryptographically sealed with a particular user's derived cipher key. In this form the keys are distributed over the air interface.

**Sealed Group Cipher Key (SGCK):** A group cipher key cryptographically sealed with a particular user's derived cipher key. In this form the keys are distributed over the air interface.

**Sealed Static Cipher Key (SSCK):** A static cipher key cryptographically sealed with a particular user's secret key. In this form the keys are distributed over the Air Interface (AI).

**service instance:** One invocation and the corresponding operation of the service.

**Session Authentication Key (KS, KS'):** Generated from the authentication key and a random seed for authentication. It has a more limited lifetime than the authentication key and can be stored in less secure places and forwarded to visited networks.

**Static Cipher Key (SCK):** A predetermined cipher key that may be used if no (successful) authentication has taken place.

**SS-migration profile:** The supplementary service profile related to a particular TSI used in a visited SwMI of which the MNI is different from that of the TSI.

**supplementary service:** A supplementary service modifies or supplements a bearer service or a teleservice. A supplementary service cannot be offered to a customer as a stand alone service. It should be offered in combination with a bearer service or a teleservice.

**Switching and Management Infrastructure (SwMI):** All of the TETRA equipment for a Voice plus Data (V+D) network except for subscriber terminals. The SwMI enables subscriber terminals to communicate with each other via the SwMI.

**Switching and Management Infrastructure - Mobility Management (SwMI-MM):** The peer MM entity of MS-MM that resides in the SwMI.

NOTE 3: MS-MM is defined in ETS 300 392-2 [1], clause 15 and clause 16.

**temporary basic migration profile:** The service profile related to a particular TSI which is sent from the visited SwMI to the home SwMI as a response to a received original basic migration profile.

**temporary migration profile:** The basic migration or the SS-migration service profile related to a particular TSI which is sent from the visited SwMI to the home SwMI as a response to a received original basic migration or SS-migration service profile.

**temporary SS-migration profile:** The supplementary service profile related to a particular TSI which is sent from the visited SwMI to the home SwMI as a response to a received original SS-migration profile.

**TETRA Subscriber Identity (TSI):** A global network address that is to identify an individual or a group subscriber within the domain of all TETRA SwMIs.

**visited SwMI:** The SwMI where the I-VDB, and optionally the G-VDB and the VAC reside.

NOTE 4: The MNI of the visited SwMI of the individual subscriber or of the group will be different from to that of their home SwMI.

**Visitor Authentication Centre (VAC):** Database where the authentication and the OTAR parameters are stored when the individual subscriber is registered within the I-VDB collocated with the VAC.

### 3.2 Abbreviations

For the purposes of this ETS, the following abbreviations apply:

AI	Air Interface
ANF	Additional Network Feature
APDU	Application Protocol Data Unit
ASN.1	Abstract Syntax Notation One
ASSI	Associated Short Subscriber Identity
conf, _conf	confirmation
CONS	Connection Oriented-mode Network Service
DCK	Derived Cipher Key
FE	Functional Entity
GCK	Group Cipher Key
GCK-VN	Group Cipher Key Version Number
GDR	Group Database Recovery
GFP	General Functional Protocol
G-HDB	Group Home DataBase
G-HDR	Group Home Database Recovery
GSSI	Group Short Subscriber Identity
GTSI	Group Tetra Subscriber Identity
G-VDB	Group Visitor DataBase
G-VDR	Group Visitor Database Recovery
HAC	Home Authentication Centre
HBD	Home DataBase
HMM	Home Mobility Management
IDR	Individual subscriber Database Recovery
I-HDB	Individual subscriber Home DataBase
ind, _ind	indication
IP	Internet Protocol
ISI	Inter System Interface
ISIGC	Inter-System Interface Group Call
ISIGD	Inter-System Interface General Description
ISIIC	Inter-System Interface Individual Call
ISIMM	Inter-System Interface Mobility Management
ISISD	Inter-System Interface Short Data Service
ISSI	Individual Short Subscriber Identity
ITSI	Individual Tetra Subscriber Identity
I-VDB	Individual subscriber Visitor DataBase
I-VDR	Individual Visitor Database Recovery
KS	Authentication Session Key
KSO	Authentication Session Key for OTAR

LA	Location Area
MCC	Mobile Country Code
MM	Mobility Management
MNC	Mobile Network Code
MNI	Mobile Network Identity
MRS	Mobile Radio Stack
MS	Mobile Station
OTAR	Over The Air Re-keying
PDU	Protocol Data Unit
PINX	Private Integrated Services Network Exchange
PISN	Private Integrated Services Network
PSS1	Private Integrated Signalling System Number 1
req, _req	request
resp, _resp	response
RS	Random Seed
RSI	Removal of Subscriber Information
RSO	Random seed for OTAR
SCK	Static Cipher Key
SCKN	Static Cipher Key Number
SCK-VN	Static Cipher Key Version Number
SCLNS	Specific ConnectionLess Network Service
SDL	Specification and Description Language
SDS	Short Data Service
SGCK	Sealed Group Cipher Key
SSCK	Sealed Static Cipher Key
SSI	Short Subscriber Identity
SwMI-MM	Switching and Management Infrastructure - Mobility Management
VAC	Visitor Authentication Centre
VDB	Visitor Data Base
VMM	Visited Mobility Management

## 4 Overview

### 4.1 General

ANF-ISIMM shall allow the operation of MM, authentication and Over The Air Re-keying (OTAR) services for migrating or migrated individual subscribers. In addition, ANF-ISIMM supports the group management services over the ISI.

NOTE: The AI MM services are defined in ETS 300 392-2 [1], clause 15. The AI authentication and the OTAR key management services are defined in ETS 300 392-7 [5], clause 4.

### 4.2 Applicability

#### 4.2.1 Entities

ANF-ISIMM is applicable for the MM entities in SwMIs, i.e. the SwMI MMs. The SwMI MMs correspond in the SwMI side to the MMs in MSs (MS-MMs) as defined in ETS 300 392-2 [1], clause 15 and clause 16.

#### 4.2.2 Services

The ANF-ISIMM services shall be applicable, and thus, enable the extension of the following TETRA services over the ISI:

- a) registration on individual subscriber demand;
- b) registration on SwMI demand (on visited SwMI demand);
- c) registration initiated by MLE when change of Location Area (LA) occurs, except forward registration;
- d) de-registration on individual subscriber demand;

- e) de-registration on SwMI demand (on visited and on home SwMI demand);
- f) attachment of group identities on individual subscriber demand;
- g) attachment of group identities on SwMI demand (on visited and on home SwMI demand);
- h) detachment of group identities on individual subscriber demand;
- i) detachment of group identities on SwMI demand (on visited and on home SwMI demand);
- j) authentication on SwMI demand (on visited SwMI demand);
- k) authentication on individual subscriber demand;
- l) OTAR SCK generation service on individual subscriber demand;
- m) OTAR SCK generation service on SwMI demand (on visited SwMI demand);
- n) OTAR SCK delivery service on individual subscriber demand;
- o) OTAR SCK delivery service on SwMI demand (on visited SwMI demand).

NOTE: The services in a) to i) are defined in ETS 300 392-2 [1], clause 15 and clause 16; the services in j) to o) are defined in ETS 300 392-7 [5], clause 4, clause 5 and clause 6.

The ANF-ISIMM services extend the above mentioned services as follows:

- migration: services in a) to c);
- de-registration: service in d) and e);
- group attachment: services in f) and g);
- group detachment: services in h) and i);
- authentication: services in j) and k);
- OTAR: services in l) to o).

In addition, the ANF-ISIMM profile update service supports, as part of migration service or as an independent service, the individual subscriber TETRA supplementary service profile exchange between the SwMI, as defined in ETS 300 392-12 [4]. Consequently, the supplementary service profiles of a group may be exchanged as part of ANF-ISIMM group attachment service or as an independent service.

### **4.3 Testability**

The ANF-ISIMM shall be testable over the ISI. Testing is intended to be performed at the ISI interface. The testing methods are outside the scope of this ETS.

### **4.4 Provision/withdrawal**

The provision and the withdrawal of the ANF-ISIMM services shall be by pre-arrangement between the SwMI operators. In addition, the services may be withdrawn for administrative reasons by the SwMI operator.

The definition of the provision and withdrawal of the ANF-ISIMM services are outside the scope of this ETS.

### **4.5 Activation/deactivation**

The activation and deactivation of the ANF-ISIMM services is done upon provision and withdrawal of the ANF-ISIMM services, respectively.

## 4.6 Charging

The charging is outside the scope of this ETS.

# 5 The generic ANF-ISIMM stage 1 service model

## 5.1 ANF-ISIMM - the service provider

ANF-ISIMM shall be a SwMI V+D layer 3 (network layer) service provider. ANF-ISIMM shall offer services to SwMI MMs.

The generic stage 1 service model is illustrated in figure 1. The control aspects of the services are defined in terms of primitives. The primitives are sent across the ISIMM Service Access Points (ISIMM-SAPs) between the service provider and the service users. The ANF-ISIMM services use the following four generic service primitives: request (req), indication (ind), response (resp) and confirm (conf). The service-specific primitives are defined for each service as part of the stage 1 service description in the following clauses. In the stage 1 descriptions, the ANF-ISIMM shall be seen as one entity.

NOTE: The stage 2 and 3 descriptions follow the stage 1 descriptions. In the stage 2 descriptions the ANF-ISIMM service behaviour is broken to Functional Entities (FEs). The stage 3 descriptions define the protocol aspects of the ANF-ISIMM services.



Figure 1: ANF-ISIMM stage 1 service model

## 5.2 SwMI MMs - the ANF-ISIMM service users

The SwMI MMs shall have the following generic roles as ANF-ISIMM service users:

- the home SwMI MM:
  - the home SwMI MM shall be the SwMI MM in which the individual subscriber or group has permanent subscription;
- the visited SwMI MM:
  - the visited SwMI MM shall be the SwMI MM in which the individual subscriber is migrating or is migrated or in which the group is attached or being attached to at least one individual subscriber;
- the previous visited SwMI MM:
  - the previous visited SwMI MM may exist for the migrating individual subscriber when he is migrating to the new visited SwMI MM if he was registered or migrated prior to the migration.



The home SwMI MM shall reside within the home SwMI; the visited SwMI MM shall reside within the visited SwMI; the previous visited SwMI MM shall reside within the previous visited SwMI. The MNI of a SwMI MM shall be that of the SwMI in which it resides. These SwMI MMs may coincide, i.e. their MNIs may be the same; however, the ANF-ISIMM shall be invoked between these SwMI MMs when they don't coincide.

NOTE: The ANF-ISIMM services are applicable over the ISI, and thus, if the SwMI MMs coincide the internal actions within the SwMI may be carried out using different services and protocols than those defined for ANF-ISIMM. For example, the ISI General Functional Protocol (GFP), which provides the Private Signalling System 1 (PSS1) signalling connection across the ISI, may or may not be invoked within one SwMI.

The SwMI MMs shall be collocated with the SwMI databases, and with the SwMI Call Controls (CCs) as follows:

- the home SwMI MM:
  - shall be collocated with the Individual subscriber Home DataBase (I-HDB); and
  - may be collocated with the Group HDB (G-HDB) and the Home Authentication Centre (HAC), and with the CC in the case of group call restoration support;
- the visited SwMI MM:
  - shall be collocated with the Individual subscriber Visitor DataBase (I-VDB); and
  - may be collocated with the Group VDB (G-VDB) and the Visitor Authentication Centre (VAC);
- the previous visited SwMI MM:
  - shall be collocated with the I-VDB;
  - may be collocated with the G-VDB and the VAC and the CC in the case of individual call restoration support.

### 5.3 Stage 1 description conventions

The following clauses define the stage 1 service behaviour. These service descriptions are produced in accordance with ITU-T Recommendation I.130 [8]. Consequently, each stage 1 description comprises:

- the pre-requisite requirements for the service, if any;
- the service definition;
- the service description;
- the service architecture model;
- the normal operation definition:
  - the behaviour of the SwMI MMs, i.e. the actions within the SwMI MM, the updates to the collocated databases and CCs, and the service related actions in the AI (or in the corresponding medium between the SwMI and the individual subscriber). The defined operation shall take place in the order they are defined unless otherwise stated; and
  - the ANF-ISIMM actions which are defined in terms of primitives. In these primitive descriptions, the primitive arguments are defined when they are mapped to the information elements of the ANF-ISIMM Protocol Data Units (PDUs). Other arguments used internally in the SwMI, e.g. for ISI GFP connection establishment purposes, are outside the scope of this ETS;

NOTE: The reader is advised to read the stage 2 information flow sequences in conjunction with the stage 1 normal (and exceptional) operation definitions.

- the exceptional operation definition, which shall be applied if the normal operation is rejected or fails;
- the interactions between the different ANF-ISIMM services, and between the ANF-ISIMM services and other TETRA ANF services. These interactions may be complemented by other TETRA ANF or TETRA supplementary service standards; and
- the ANF-ISIMM stage 1 service behaviour using the Specification and Description Language (SDL) conventions.

The service actions are defined for one service instance, i.e. for the invocation and operation of one service, but there may be multiple service instances simultaneously. Clause 37 defines generic ANF-ISIMM service and protocol issues which shall be applicable in conjunction with all ANF-ISIMM services and protocols unless otherwise stated.

## **6 Migration service description (stage 1)**

### **6.1 Pre-requisite requirements for the migration service**

In order to hasten the migration for an individual subscriber associated to a MS, the SwMI MM should support the neighbour cell broadcast service, see ETS 300 392-2 [1], clause 18, for the neighbour cells that reside in different SwMIs, i.e. to SwMIs having different MNIs.

NOTE: The neighbour cell information exchange needed between the SwMIs is outside the scope of this ETS.

### **6.2 Service definition**

The migration service enables the individual subscriber to migrate to a visited SwMI MM when the MNI of the individual subscriber and that of the SwMI MM do not coincide.

In addition, the migration service supports call restoration when the individual subscriber migrates during an established group call.

### **6.3 Service description**

The migration service as defined in this clause is a mandatory service for SwMI MMs that support ANF-ISIMM.

The migration service allows the individual subscriber to migrate to the visited SwMI MM. In support of that, ANF-ISIMM shall comprise the following functionality:

- the home SwMI MM and the visited SwMI MM shall update the individual subscriber's migration to I-HDB and I-VDB, respectively, for location tracking purposes;
- the individual subscriber's migration profile(s) shall be created for service authorization purposes:

the migration profile(s) shall comprise the basic migration profile and the SS-migration profile(s) as applicable for the supplementary services. The migration profile(s) shall either be created from the pre-defined migration profile(s) or they shall be exchanged between the home SwMI MM and the visited SwMI MM. The service profile(s) shall be saved in the I-VDB and they may be saved in the I-HDB;

NOTE 1: The parameter values of the pre-defined migration profiles are outside the scope of this ETS. Also the mechanisms how these pre-defined profiles are defined in the first place are outside the scope of this ETS.

- if the individual subscriber is engaged in a call when he migrates and the call restoration is supported, the ANF-ISIMM shall support the exchange of information needed for the call restoration. The call restoration is described in subparts 2 and 3 of ETS 300 392-3-2 and ETS 300 392-3-3; and

NOTE 2: The support of call restoration in conjunction with announced type 1 cell re-selection, see ETS 300 392-2 [1], subclause 18.3.4.7.6, is outside the scope of this ETS.

- if the previous visited SwMI MM exists for the individual subscriber, the Removal of Subscriber Information (RSI) service (as defined in clause 8) shall be invoked. The RSI service e.g. removes the old I-VDB record from the previous visited SwMI. In addition, if the individual subscriber is engaged in an individual call when he migrated, the RSI invokes the call restoration from the previous visited SwMI to the visited SwMI;

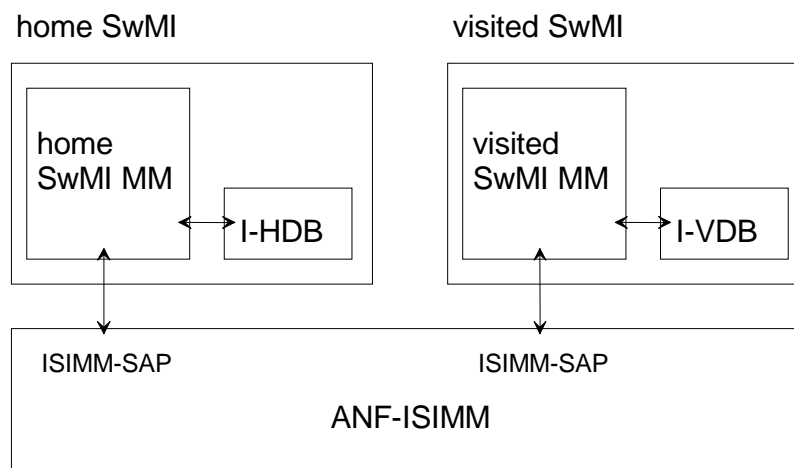
NOTE 3: The group call is restored from the home SwMI to the visited SwMI, but the individual call is restored from the previous visited SwMI to the visited SwMI.

See also annex A which clarifies the interactions between the migration and RSI services.

Neither the migrated subscriber nor the home SwMI may be charged for services that the home SwMI has not requested in the migration unless agreed differently between the parties.

## 6.4 Service architecture

Figure 2 illustrates the service architecture of the migration service.



NOTE: The arrows illustrate the information exchange routes of the service. In the case of a solid arrow, the information exchange is mandatory; in the case of a broken arrow, the information exchange is conditional.

**Figure 2: The service architecture of the migration service**

## 6.5 Normal procedures

### 6.5.1 Invocation

#### 6.5.1.1 Invocation criteria

The visited SwMI MM shall invoke ANF-ISIMM if the following conditions are met:

- the visited SwMI MM receives the migration request from the individual subscriber. The migration request is identified by the receipt of U-LOCATION UPDATE DEMAND PDU as defined in ETS 300 392-2 [1], clause 16;
- according to the I-VDB, the individual subscriber is not registered (nor migrated) in the visited SwMI MM, i.e. there is no valid I-VDB record for the individual subscriber; and

- there is no pre-defined information in the visited SwMI MM indicating that the restricted migration as defined in clause 7 will be granted to the individual subscriber or that the individual subscriber is not allowed to migrate in the visited SwMI MM.

#### 6.5.1.2 Invocation of ANF-ISIMM

If the migration invocation criteria is met, the visited SwMI MM shall create an I-VDB record for the individual subscriber. Then, the visited SwMI MM shall invoke ANF-ISIMM by issuing the Migration\_req. The primitive shall contain the following information:

- a) ANF-ISIMM invoke id: the visited SwMI MM shall allocate a unique value to be used during the invocation and operation of the service;
- b) Individual Short Subscriber Identity (ISSI) of the individual subscriber;
- c) MNI of the individual subscriber;
- d) MNI of the visited SwMI MM: shall be used for addressing purposes over the ISI to cater for the migrated individual subscriber;
- e) migration type, which shall be either:
  - migration: if the location update type in the received U-LOCATION UPDATE PDU does not indicate call restoration, e.g. is "Migrating location updating"; or
  - migration with call restoration: if the location update type in the received U-LOCATION UPDATE PDU indicates call restoration, e.g. "Call restoration migrating location updating";

the Migration type information shall be used to indicate whether the individual subscriber requests his ongoing calls to be restored for him;

NOTE 1: If the AI location update type (indicated by migrating subscriber) indicates call restoration, it is interpreted as a request to restore the call across the ISI. In addition, the call restoration procedures as defined in clause 14 and clause 18 in ETS 300 392-2 [1], are applicable.

NOTE 2: As defined in clause 8 the home SwMI indicates the call restoration to the previous visited SwMI, and the previous visited SwMI may restore or clear the ongoing individual call(s). The call(s) are restored if the home SwMI, the visited SwMI and the previous visited SwMI support the call restoration service for the individual subscriber. If the call restoration is not supported by any of the three SwMIs for the individual subscriber, the previous visited SwMI clears the ongoing calls.

- f) restricted migration support, which shall be either:
  - supported: if the visited SwMI MM supports restricted migration for the individual subscriber; or
  - not supported: if the visited SwMI MM does not support restricted migration for the individual subscriber;
- g) supported pre-defined profile references: the information shall contain the references of the pre-defined migration profile set which may be used for the individual subscriber in the visited SwMI. The information shall be a set of one to sixteen pre-defined profile reference sets. Each Profile reference set shall be a number from one to sixteen. One profile reference set shall refer to the pre-defined migration profile(s) of which the contents are known to the home and to the visited SwMI MM. Each reference set shall correspond to a basic and possibly to one or more SS-migration profiles. One reference set shall contain all the profile information needed for the creation of the migration profile(s) for the individual subscriber in the visited SwMI MM;

- h) profile exchange support information, which shall be either:
- supported: if the visited SwMI MM supports the exchange of basic and SS-migration profiles for the individual subscriber, i.e. if the home SwMI may send them to the visited SwMI MM to be used for the individual subscriber while he is migrated; or
  - not supported: if the visited SwMI MM does not support the exchange of the migration profile(s) for the individual subscriber;
- i) group information in subscriber profile:
- supported: if the visited SwMI MM supports the inclusion of group information in the individual subscriber profile; or

NOTE 3: The type "Supported" implies that the types 2), 3a) and 3b) as defined in subclause 6.5.2 are supported by the visited SwMI MM.

- not supported: if the visited SwMI MM does not support the inclusion of group information in the individual subscriber profile;
- j) authentication invocation, which shall be "Not invoked". The information shall indicate that the authentication service is not invoked on the migrating individual subscriber;

NOTE 4: The interaction with the authentication service is defined in subclause 12.7.

- k) recovery: the value shall be "No recovery";
- l) optionally: age stamp, if the age of the recorded migration request is greater than zero, i.e. if the Migration\_req is not sent immediately upon receipt of the migration request from the individual subscriber. If included, the age stamp shall indicate in seconds the time that has elapsed since the visited SwMI MM received the individual subscriber's migration request;
- m) conditionally: call restoration support type, if migration type is "migration with call restoration". It shall be either:
- supported: if the visited SwMI supports call restoration across the ISI for the individual subscriber; or
  - not supported: if the visited SwMI does not support call restoration across the ISI for the individual subscriber;

NOTE 5: As defined in clause 8 the previous visited SwMI restores ongoing individual calls if the home SwMI, the visited SwMI and the previous visited SwMI support the call restoration service for the individual subscriber. This parameter indicates whether the visited SwMI supports call restoration for the individual subscriber.

- n) optionally: the length of the PISN number of the visited SwMI MM and the PISN number. If included, the home SwMI MM shall save and use the PISN number for addressing purposes over the ISI to cater for the individual subscriber; and

NOTE 6: The PISN number may be used to indicate the preferred gateway if the visited SwMI MM has several PISN gateways with different numbers. The different gateways may be used e.g. to traffic load purposes or to optimize distances in the case of a wide area SwMI.

- o) optionally: proprietary information. The contents of the proprietary information is outside the scope of this ETS.

### 6.5.2 Operation

Upon receipt of the Migration\_ind (containing the same information as the corresponding Migration\_req) from ANF-ISIMM, the home SwMI MM shall verify that the migration is allowed to continue:

- if the age stamp is included, verify that the age stamp in the received Migration\_ind indicates a newer migration than the currently recorded migration or registration in the individual subscriber's I-HDB record; and

In addition the home SwMI of the migrating subscriber may verify if the individual subscriber has the rights to migrate to the visited SwMI. The details of the verification on the individual subscriber's rights to migrate are outside the scope of this ETS.

If the home SwMI MM does not reject the migration or grant the restricted migration to the individual subscriber as described in clause 7 then the home SwMI MM shall continue the operation of the migration service according to one of the following cases:

- 1) by using the pre-defined profile(s) for the individual subscriber. In this case, the operation continues as defined in subclause 6.5.2.1;
- 2) by exchanging the basic migration profile with the visited SwMI MM. In this case, the operation continues as defined in subclause 6.5.2.2;
- 3) by exchanging the basic migration profile with the visited SwMI MM. The SS-migration profile(s) are exchanged either before the final migration approval (sub-case 3a)) or after the final migration approval (sub-case 3b). In this case, the operation continues as defined in subclause 6.5.2.2.

NOTE: After the final migration approval the visited SwMI MM allows the individual subscriber to migrate in the AI (i.e. the D-LOCATION UPDATE ACCEPT is sent), and the migration service does not support any means to reject the migration after that.

Figure 3 illustrates the cases 2), 3a) and 3b).

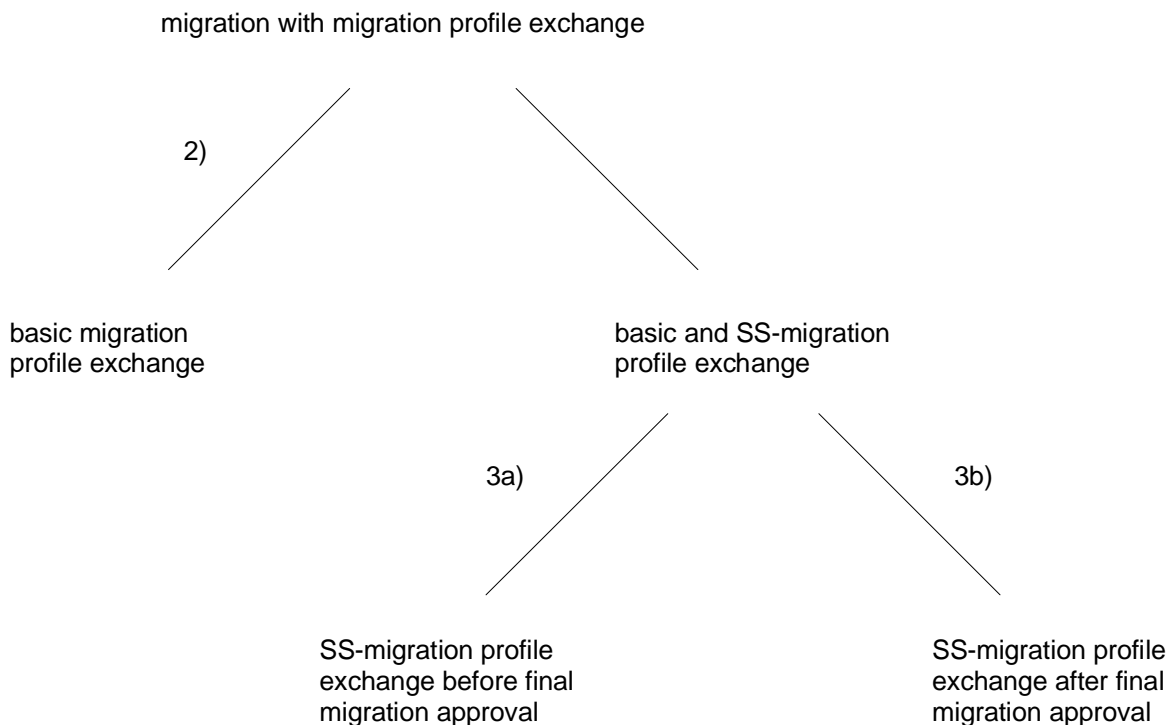


Figure 3: Illustration of the migration profile exchange cases 2), 3a) and 3b)

#### 6.5.2.1 Migration with pre-defined migration profile(s)

This subclause is applicable for the case 1).

#### **6.5.2.1.1 Support for call restoration**

If the migration has not been rejected or the restricted migration is not to be granted to the individual subscriber (as described in clause 7), and if the migration type is "migration with call restoration" in the received Migration\_ind, then the home SwMI MM shall continue the operation in one of the following ways:

- if the call restoration support type is "supported" in the Migration\_ind the home SwMI shall invoke RSI service indicating that the new visited SwMI supports call restoration. The call restoration is defined in ETS 300 392-3-2 [15] and ETS 300 392-3-3 [16] ; or
- if the call restoration support type is "not supported" in the Migration\_ind and/or if the home SwMI does not support call restoration: The home SwMI MM shall invoke RSI service indicating that the new visited SwMI does not support group call restoration.

NOTE: In order to hasten the call restoration it is invoked at this stage as the migration has been approved, even if the final approval has not been sent. However, it is still possible that the individual subscriber's migration or group attachment fails resulting in clearing the restored call. The call restoration and the clearing of the call are defined in ETS 300 392-3-2 [15] and ETS 300 392-3-3 [16] .

#### **6.5.2.1.2 Final migration approval**

##### **6.5.2.1.2.1 Updates to I-HDB**

If the migration has not been rejected or the restricted migration is not to be granted to the individual subscriber (as defined in clause 7), the home SwMI MM shall:

- update the individual subscriber's registration status as "registered, migrated" in the I-HDB record;
- save the age of the migration request to the I-HDB so that the home SwMI MM is able to determine the age of the recorded migration at any time. If the age stamp was not included in the Migration\_ind, the current age shall be considered as zero; and
- update the location information as the MNI of the visited SwMI and, if included, the PISN number of the visited SwMI MM in the I-HDB record.

In addition, the home SwMI MM may save the information that the pre-defined migration profile(s) are used for the individual subscriber.

The age of the recorded migration may be saved e.g. by updating the current real time or by using a relative time from which the home SwMI MM shall be able to derive the elapsed time. The home SwMI MM shall save the information in order to compare competing migration requests, if needed. This may take place e.g. if the home SwMI MM receives two Migration\_inds for the individual subscriber from two different SwMI MMs. This, again, may take place when the individual subscriber is roaming in an area between two visited SwMIs and the individual subscriber requests migration in both of them within a very short time.

##### **6.5.2.1.2.2 Invocation of Removal of Subscriber Information (RSI)**

The RSI service shall be invoked, if applicable, as defined in subclause 8.4.1.1.

#### 6.5.2.1.2.3 Sending of migration approval

The home SwMI MM shall send the Migration\_resp to ANF-ISIMM indicating that the home SwMI MM has approved the migration. The primitive shall contain the following information:

- a) ANF-ISIMM invoke id: the value shall be the same as in the received Migration\_ind;
- b) ISSI;
- c) migration type, which shall be either:
  - migration: if the migration type was "migration" in the received Migration\_ind, or if the migration type was "migration with call restoration" but the call restoration support type was "not supported" in the received Migration\_ind; or
  - migration with call restoration: if the migration type was "migration with call restoration" and the call restoration support type was "supported" in the received Migration\_ind;
- d) used pre-defined profile reference: the information shall contain the reference of the pre-defined migration profile set which shall be used for the individual subscriber in the visited SwMI MM. The information shall be a number from one to sixteen, and the value shall be one of the values received as Pre-defined profile information in the Migration\_ind;
- e) recovery: the value shall be "No recovery";
- f) optionally: the length of the PISN number of the home SwMI MM and the PISN number. If included, the visited SwMI MM shall save and use the PISN number for addressing purposes over the ISI to cater for the individual subscriber; and

NOTE: The PISN number may be used to indicate the preferred gateway if the home SwMI MM has several PISN gateways with different numbers. The different gateways may be used e.g. to traffic load purposes or to optimize distances in the case of wide area SwMI.

- g) optionally: proprietary information. The contents of the proprietary information is outside the scope of this ETS.

Then, the home SwMI MM shall become idle.

#### 6.5.2.1.2.4 Receipt of migration approval

Upon receipt of Migration\_conf (containing the same information as the corresponding Migration\_resp) from the ANF-ISIMM, the visited SwMI MM shall:

- verify that ANF-ISIMM invoke id is correct, i.e. the value is the same as in the sent Migration\_req;
- derive the contents of the migrated profiles (both basic and if needed SS) for the individual as indicated by the pre-defined profile set reference;
- update the registration status as "registered, migrated" to the I-VDB record;
- save the age of the migration request to the I-VDB so that the visited SwMI MM is able to determine the age of the recorded migration at any time. If the age stamp was not included in the Migration\_req the current age shall be considered as zero; and
- send the D-LOCATION UPDATE ACCEPT PDU granting the migration to the individual subscriber as defined in ETS 300 392-2 [1], clause 16.

Then, the visited SwMI MM shall become idle.

#### 6.5.2.2 Migration with migration profile exchange

This subclause is applicable for cases 2), 3a) and 3b).



### 6.5.2.2.1 Basic migration profile exchange

This subclause is applicable for cases 2), 3a) and 3b).

#### 6.5.2.2.1.1 Sending of original basic migration profile

The home SwMI MM shall provide the visited SwMI MM with the original basic migration profile by sending the Profile update\_req to ANF-ISIMM. The primitive shall contain the following information:

NOTE 1: The term original migration profile, basic or SS-migration, is used for the profile which the home SwMI MM sends to the visited SwMI MM.

- a) ANF-ISIMM invoke id: the value shall be the same as in the received Migration\_ind;
- b) ISSI;
- c) following conditional element(s) present, shall be "Not present" and indicate that the MNI of the individual subscriber and the MNI of the visited SwMI MM shall not follow this information in the primitive;
- d) profile type: the value shall be "Individual subscriber";
- e) individual basic migration profile (original): the original individual basic migration profile shall indicate the individual basic service profile that the home SwMI MM requests to be used for the individual subscriber in the visited SwMI. The profile shall contain the following information:
  - profile status, shall be "Profile Replacement";
  - point-to-point service, shall be either:
    - supported; or
    - not supported;
  - point-to-multipoint service, shall be either:
    - supported; or
    - not supported;
  - point-to-multipoint acknowledged service, shall be either:
    - supported; or
    - not supported;
  - point-to-multipoint broadcast service, shall be either:
    - supported; or
    - not supported;
  - speech service, shall be either:
    - one of more of the supported services; or
    - not supported;
  - circuit mode unprotected data service, shall be either:
    - supported; or
    - not supported;
  - circuit mode protected (low) data service, shall be either of the following:
    - supported; or
    - not supported;

- circuit mode protected (high) data service, shall be either of the following:
  - supported; or
  - not supported;
- interleaving depth, shall be as follows:
  - no interleaving:
    - supported; or
    - not supported;
- short interleaving depth = 1 shall be either of the following:
  - supported; or
  - not supported;
- medium interleaving depth = 4 shall be either of the following:
  - supported; or
  - not supported;
- long interleaving depth = 8 shall be either of the following:
  - supported; or
  - not supported;
- duplex service, shall be either:
  - supported; or
  - not supported;
- CONS shall be either:
  - supported; or
  - not supported;
- SCLNS shall be either:
  - supported; or
  - not supported;
- IP service shall be either:
  - supported; or
  - not supported;
- authentication service shall be either:
  - supported; or
  - not supported;
- OTAR SCK generation service shall be either:
  - supported; or
  - not supported;
- OTAR SCK delivery service shall be either:
  - supported; or
  - not supported;

- AI encryption state list, shall specify all the AI encryption states that the individual subscriber may support (i.e. is able to and allowed to support) in the visited SwMI. The possible supported states are the following:

- 1;
- 2;
- 3a; and
- 3b;

the values are defined in ETS 300 392-7 [5], subclause 6.1.5.1, and they indicate e.g. the type of the supported encryption keys for the individual subscriber, if any. In addition, the values 2, 3a and 3b shall imply that the AI encryption is supported for the individual subscriber for the circuit mode speech and data services, SDS, CONS, SCLNS and IP service;

- end-to-end encryption shall be either:

- supported; or
- not supported;

the value supported shall mean that the end-to-end encryption may be used. The end-to-end encryption is applicable for the circuit mode speech and data services. The use of the end-to-end encryption shall be determined on the invocation of each service instance, when the call is invoked;

- number of SS-information: shall be a value from 0 to 32 and indicate the number of following SS-information elements:

- conditionally: SS-information, element shall be present as many times as indicated by the "Number of SS-information" element. One information element shall define one supplementary service. The information element shall contain the following two sub-elements:

- SS-type: shall identify a TETRA supplementary service, see subclause 34.2.86;
- SS-status: shall indicate if the supplementary service indicated in the first sub-element is supported or not for the individual subscriber, and if supported whether the original SS-migration profile will be sent to the visited SwMI MM. The element shall have one of the following:

- not supported: shall indicate that the supplementary service is not supported;
- supported, with original SS-migration profile: shall indicate that the supplementary service is supported with the corresponding original SS-migration profile (i.e. the original SS-migration profile will be sent in the following SS-profile update\_req); or
- supported, without original SS-migration profile: shall indicate that the supplementary service is supported without the corresponding original SS-migration profile;

- optionally: default SS-information. If included, shall be one of the following:

- shall not be supported: shall indicate that the TETRA supplementary services that are not listed in the SS-information elements shall not be supported for the individual subscriber; or
- shall be supported: shall indicate that the TETRA supplementary services that are not listed in the SS-information elements may be supported for the individual subscriber;

- optionally: SDS profile. If included, shall be used to indicate "Supported" or "Not supported" for each of the following SDS sub-elements:
  - pre-defined short message;
  - user defined short message;
  - user defined Data 1;
  - user defined Data 2;
  - user defined Data 3; and
  - user defined Data 4;
- optionally: advanced link, shall be either:
  - supported; or
  - not supported;
- optionally: maximum number of timeslots, shall be one of the following:
  - up to one slot;
  - up to two slots;
  - up to three slots; or
  - up to four slots;
- optionally: call time-out timer (T310), shall be one of the following:
  - 30 seconds;
  - 45 seconds;
  - 60 seconds;
  - 2 minutes;
  - 3 minutes;
  - 4 minutes;
  - 5 minutes;
  - 6 minutes;
  - 8 minutes;
  - 10 minutes;
  - 12 minutes;
  - 15 minutes;
  - 20 minutes; or
  - 30 minutes;
- optionally: call time-out set-up phase timer (T301), shall be one of the following:
  - 1 second;
  - 2 seconds;
  - 5 seconds;
  - 10 seconds;
  - 20 seconds;
  - 30 seconds; or
  - 60 seconds;
- optionally: group information, the information element may be repeated. One information element shall specify the relationship between the individual subscriber and the indicated group. One information element shall contain the following sub-elements:

- GSSI of the group, the MNI of the group shall be that of the individual subscriber. The individual subscriber is a member of the group and that he is allowed to attach to the group;
  - subscriber status, shall indicate one of the following:
    - not important subscriber; or
    - important subscriber;
  - class of usage: shall have a value from 0 to 7, see ETS 300 392-2 [1], subclause 16.10.6; and
  - optionally: proprietary information. The contents of the proprietary information is outside the scope of this ETS;
- optionally: proprietary information. The contents of the proprietary information is outside the scope of this ETS;
- f) SS-profile update indicator, which shall be one of the following:
- SS-profile update\_req not applicable: the sending of the original SS-migration profiles to the visited SwMI MM is not applicable for the individual subscriber;
  - SS-profile update\_req sent before final migration approval: The original SS-migration profile(s) are exchanged before the Migration\_resp is issued; or
  - SS-profile update\_req sent after the Migration\_resp: the original SS-migration profiles are exchanged after the Migration\_resp is issued; and
- g) recovery: the value shall be "No recovery"; and
- h) optionally: proprietary information. The contents of the proprietary information is outside the scope of this ETS.

The SS-profile update indicator shall indicate if the home SwMI MM sends the original SS-migration profiles to the visited SwMI MM. The sending of a particular original SS-migration profile is mandatory if the two following conditions are met:

- if the SS-migration profile is required in the visited SwMI for a migrated individual subscriber according to the corresponding supplementary service subpart of ETS 300 392-12 [4]; and
- if the support of the corresponding supplementary service is requested for the individual subscriber in the visited SwMI as part of the basic migration profile.

In addition, if the home SwMI MMs sends one or more SS-migration profiles to the visited SwMI MM the SS-profile update indicator shall indicate when the SS-migration profiles are sent to the visited SwMI MM. Thus, they are sent to the visited SwMI MM, i.e. either:

- according to case 3a): before the Migration\_resp is issued, i.e. immediately after the Profile update\_req is issued;

if the SS-migration profiles that are created by the visited SwMI MM may cause the home SwMI MM to reject the migration or to allow only the restricted migration for the individual subscriber, see clause 7, then the home SwMI MM shall send the SS-profile update\_req before the Migration\_resp is sent. This may be the case if certain supplementary services are not supported in the visited SwMI, e.g. Supplementary Service - Call Authorized by Dispatcher (SS-CAD) or Supplementary Service - Barring of Outgoing Calls (SS-BOC), see ETS 300 392-10-6 [11] and ETS 300 392-10-18 [12] respectively; or

- according to case 3b): immediately after the Migration\_resp.

NOTE 2: The possible advantage of sending the original SS-migration profiles after approving the migration is to hasten the individual subscriber's migration in the AI.

#### 6.5.2.2.1.2 Creation of basic migration profile

Upon receipt of the Profile update\_ind (containing the same information as the corresponding Profile update\_req) from ANF-ISIMM, the visited SwMI MM shall verify that the received ANF-ISIMM invoke id is correct, i.e. the value is the same as in the sent Migration\_req.

Then, the visited SwMI MM shall create the basic migration profile for the migrated individual subscriber. The profile shall contain the individual subscriber's service authorization in the visited SwMI as defined in subclause 6.5.2.2.1.3. The visited SwMI MM shall create the basic migration profile in one of the following ways:

- the original migration profile shall be used as received from the home SwMI MM, i.e. the services are supported for the individual subscriber as requested by the home SwMI;
- the temporary migration profile shall be created and used while the individual subscriber is migrated in the visited SwMI. In this case the visited SwMI MM does not offer services for the individual subscriber as proposed by the home SwMI MM but creates a temporary profile that shall be used instead. The reason for creating the temporary migration profile may be e.g. that the visited SwMI MM cannot support the services as requested by the home SwMI MM or that the visited SwMI MM restricts the use of its services for migrated individual subscribers.

NOTE: The term temporary migration profile, basic or SS-migration, is used for the profile which the visited SwMI MM sends to the home SwMI MM.

The visited SwMI MM shall save the created migration profile to the I-VDB.

#### 6.5.2.2.1.3 Sending of temporary basic migration profile

The visited SwMI MM shall provide the home SwMI MM with the created basic migration profile information by sending the Profile update\_resp to ANF-ISIMM. The primitive shall contain the following information:

- a) ANF-ISIMM invoke id: the value shall be the same as in the sent Migration\_req;
- b) ISSI;
- c) profile type: the value shall be "Individual subscriber";
- d) basic migration profile info: shall indicate whether the original individual basic migration profile was accepted as received or whether the temporary individual basic migration profile was created. If the temporary individual basic migration profile was created it shall be included in the primitive;
- e) conditionally: if the Basic migration profile info has the value "Redefined by visited SwMI MM", the Individual basic migration profile (temporary) shall be included as follows:
  - profile status, shall be "Profile Response";
  - point-to-point service, shall be:
    - supported; or
    - not supported;
  - point-to-multipoint service, shall be:
    - supported; or
    - not supported;
  - point-to-multipoint acknowledged service, shall be:
    - supported; or
    - not supported;

- point-to-multipoint broadcast service, shall be:
  - one of more of the supported services; or
  - not supported;
- speech service, shall be either of the following:
  - supported; or
  - not supported;
- circuit mode unprotected data service, shall be either of the following:
  - supported; or
  - not supported;
- circuit mode protected (low) data service, shall be either of the following:
  - supported; or
  - not supported;
- circuit mode protected (high) data service, shall be either of the following:
  - supported; or
  - not supported;
- interleaving depth, shall be as follows:
  - no interleaving:
    - supported; or
    - not supported;
  - short interleaving depth = 1 shall be either of the following:
    - supported; or
    - not supported;
  - medium interleaving depth = 4 shall be either of the following:
    - supported; or
    - not supported;
  - long interleaving depth = 8 shall be either of the following:
    - supported; or
    - not supported;
- duplex service, shall be one of the following:
  - supported; or
  - not supported;
- CONS shall be one of the following:
  - supported; or
  - not supported;
- SCLNS shall be one of the following:
  - supported; or
  - not supported;

- IP service shall be one of the following:
  - supported; or
  - not supported;
- authentication service shall be one of the following:
  - supported; or
  - not supported;
- OTAR SCK generation service shall be one of the following:
  - supported; or
  - not supported;
- AI encryption state, shall specify the supported AI encryption state for the individual subscriber. The possible supported state shall be one of the following:
  - 1;
  - 2;
  - 3a; and
  - 3b;

the values are defined in ETS 300 392-7 [5], subclause 6.1.5.1, and they indicate e.g. the type of the supported encryption keys for the individual subscriber, if any. In addition, the values 2, 3a and 3b shall imply that the AI encryption is supported for the individual subscriber for the circuit mode speech and data services, SDS, CONS, SCLNS and IP service;

- end-to-end encryption shall be one of the following:
  - supported; or
  - not supported;

the value supported shall mean that the end-to-end encryption may be used. The end-to-end encryption is applicable for the circuit mode speech and data services. The use of the end-to-end encryption shall be determined on the invocation of each service instance, when the call is invoked;

- number of SS-information: shall be a value from 0 to 32 and indicate the number of following SS-information elements;
- conditionally: SS-information, element shall be present as many times as indicated by the "Number of SS-information" element. One information element shall define one supplementary service. The information element shall contain the following two sub-elements:
  - SS-type: shall identify a TETRA supplementary service, see subclause 34.2.86;
  - SS-response status: Shall indicate if the supplementary service is supported or not for the individual subscriber. The element shall be either of the following:
    - not supported: shall indicate that the supplementary service is not supported;
    - supported: shall indicate that the supplementary service is supported.

if the SS-migration profile is required for the supplementary service, the home SwMI MM shall send the profile in a SS-profile update\_req to the visited SwMI or the supplementary service is not supported despite of the value of the SS-response status element;



- optionally: default SS-information. If included, shall be one of the following:
- shall not be supported: shall indicate that the TETRA supplementary services that are not listed in the SS-information elements shall not be supported for the individual subscriber; or
- shall be supported: shall indicate that the TETRA supplementary services that are not listed in the SS-information elements may be supported for the individual subscriber;
- optionally: SDS profile. If included, shall be used to indicate "Supported" or "Not supported" for each of the following SDS sub-elements:
  - pre-defined short message;
  - user defined short message;
  - user defined Data 1;
  - user defined Data 2;
  - user defined Data 3; and
  - user defined Data 4;
- optionally: advanced link, shall be one of the following:
  - supported; or
  - not supported;
- optionally: maximum number of timeslots, shall be one of the following:
  - up to one slot;
  - up to two slots;
  - up to three slots; or
  - up to four slots;
- optionally: call time-out timer (T310), shall be one of the following:
  - 30 seconds;
  - 45 seconds;
  - 60 seconds;
  - 2 minutes;
  - 3 minutes;
  - 4 minutes;
  - 5 minutes;
  - 6 minutes;
  - 8 minutes;
  - 10 minutes;
  - 12 minutes;
  - 15 minutes;
  - 20 minutes; or
  - 30 minutes;
- optionally: call time-out set-up phase timer (T301), shall be one of the following:
  - 1 second;
  - 2 seconds;
  - 5 seconds;
  - 10 seconds;
  - 20 seconds;
  - 30 seconds; or
  - 60 seconds;

- optionally: group information, the information element may be repeated. One information element shall specify the relationship between the individual subscriber and the indicated group. One information element shall contain the following sub-elements:
    - GSSI of the group, the MNI of the group shall be that of the individual subscriber. The individual subscriber is a member of the group and that he is allowed to attach to the group;
    - subscriber status, shall indicate one of the following:
      - not important subscriber; or
      - important subscriber;
    - class of usage: shall have a value from 0 to 7, see ETS 300 392-2 [1], subclause 16.10.6; and
    - optionally: proprietary information. The contents of the proprietary information is outside the scope of this ETS;
  - optionally: proprietary information. The contents of the proprietary information is outside the scope of this ETS;
- f) recovery: The value shall be "No recovery"; and
- g) optionally: proprietary information. The contents of the proprietary information is outside the scope of this ETS.

#### **6.5.2.2.1.4 Receipt of temporary basic migration profile**

Upon receipt of the Profile update\_conf (containing the same information as the corresponding Profile update\_resp) from ANF-ISIMM, the home SwMI MM shall:

- verify that the ANF-ISIMM invoke id is correct in the received primitive, i.e. the value is the same as in the received Migration\_ind; and
- verify that the migration is allowed, i.e. that there is no reason to reject the migration based on the received temporary basic migration profile.

In addition, the home SwMI MM may save the temporary basic migration profile in the I-HDB. The saving and use of the temporary basic migration profile is optional in the home SwMI.

#### **6.5.2.2.2 SS-migration profile(s) exchange**

This subclause is applicable for the case 3a).

##### **6.5.2.2.2.1 Sending of original SS-migration profile(s)**

When applicable, the home SwMI MM shall send the original SS-migration profile(s) immediately after sending the Profile update\_req. The original SS-migration profile(s) shall be sent to ANF-ISIMM by using the SS-profile update\_req. The primitive shall contain the following information:

The SS-migration profile may be sent simultaneously with the Profile update (before receiving Profile update\_conf) from the home SwMI to expedite the migration. In this case the SS information in the Profile update may be left out since the home SwMI cannot anyway use the information for the SS-profile update.

- a) ANF-ISIMM invoke id: the value shall be the same as in the received Migration\_ind;
- b) ISSI;
- c) following conditional element(s) present, shall be "Not present" and indicate that the MNI of the individual subscriber and the MNI of the visited SwMI MM shall not follow this information in the primitive;

- d) profile type: the value shall be "Individual subscriber";
- e) recovery: the value shall be "No recovery";
- f) number of SS-migration profiles: the value shall indicate how many SS-migration profiles (original) follows;
- g) SS-migration profile (original): one or more original SS-migration profiles. Each original SS-migration profile shall be the supplementary service profile that the home SwMI MM requests to be used SwMI for the individual subscriber in the visited (for the corresponding supplementary service). The profile shall contain information as defined in subclause 6.5.2.2.3 and in ETS 300 392-12 [4]; and
- h) optionally: proprietary information. The contents of the proprietary information is outside the scope of this ETS.

#### 6.5.2.2.2 Creation of SS-migration profile(s)

Upon receipt of the SS-profile update\_ind (containing the same information as the corresponding SS-profile update\_req) from ANF-ISIMM, the visited SwMI MM shall:

- verify that the received ANF-ISIMM invoke id is correct, i.e. the value is the same as in the sent Migration\_req;
- verify for each received original SS-migration profile that:
- the supplementary service is supported for the individual subscriber in the visited SwMI; and
- the SS-migration profile is applicable for the supplementary service, see the corresponding subpart of ETS 300 392-12 [4].

If verification on the received original SS-migration profiles is successful, the visited SwMI MM shall create the corresponding SS-migration profile in one of the following ways:

- the original SS-migration profile shall be used as received from the home SwMI MM, i.e. the supplementary service is supported for the individual subscriber as requested by the home SwMI;
- the temporary SS-migration profile shall be created and used for the duration of the migration, i.e. the visited SwMI MM does not support the supplementary service for the individual subscriber as proposed by the home SwMI MM but creates instead a temporary profile (temporary SS-migration profile) that shall be used. The reason for creating the temporary SS-migration profile may be e.g. that the visited SwMI MM cannot support the supplementary service as requested by the home SwMI MM, that the visited SwMI MM restricts the use of the supplementary service for migrated individual subscribers, etc;

NOTE: The term temporary migration profile, basic or SS-migration, is used for the profile which the visited SwMI MM sends to the home SwMI MM; and

- the visited SwMI MM shall verify that the SS-migration profile is created for each supported supplementary service if required, see the corresponding supplementary service subpart of ETS 300 392-12 [4]. If not created when required, the supplementary service shall be considered as not supported for the individual subscriber and updated accordingly to the individual subscriber's basic migration profile.

Then, the visited SwMI MM shall save the created SS-migration profile(s) to the I-VDB.

**6.5.2.2.3 Sending of temporary SS-migration profile(s)**

Upon creation of the SS-migration profiles, the visited SwMI MM shall send the SS-profile update\_resp to ANF-ISIMM containing the created SS-migration profile(s) information. The primitive shall contain the following information:

- a) ANF-ISIMM invoke id: the value shall be the same as in the sent Migration\_req;
- b) ISSI;
- c) profile type: the value shall be "Individual subscriber";
- d) number of not supported SSs; the value shall indicate how many not supported supplementary service indications follows;
- e) conditionally: SS-xx not supported indication, for each supplementary service if the creation of the corresponding SS-migration profile has failed and if the supplementary service requires the SS-migration profile. If present, the information shall indicate that the supplementary service is not supported for the individual subscriber in the visited SwMI. In addition, if present, this information shall override the information included in the basic migration profile. The creation can have failed if e.g. the home SwMI MM did not send the original SS-migration profile for the supplementary service;

NOTE 1: The SS-xx stands for any TETRA supplementary service as defined in ETS 300 392-10 [10].

- f) number of SS-migration profiles: the value shall indicate how many SS-migration profiles (original) follows;
- g) SS-migration profile (temporary): shall indicate for each received original SS-migration profile the corresponding SS-migration profile information which shall be one of the following:
  - the original SS-migration profile is saved in the I-VDB as the SS-migration profile for that supplementary service;
  - the created temporary migration profile which is saved in the I-VDB as the SS-migration profile for that supplementary service. In addition, the contents of the temporary SS-migration profile may be included; or
  - the creation of the temporary SS-migration profile failed. If the SS-migration profile is needed for the supplementary service, the corresponding information in the Profile update\_resp shall indicate that the supplementary service is not supported for the individual subscriber;

NOTE 2: The rules to return a particular temporary SS-migration profile, if created, is supplementary service dependant and is defined in each supplementary service description, see ETS 300 392-12 [4]; and

- h) optionally: proprietary information. The contents of the proprietary information is outside the scope of this ETS.

**6.5.2.2.4 Receipt of temporary SS-migration profile(s)**

Upon receipt of the SS-profile update\_conf (containing the same information as the corresponding SS-profile update\_resp) from ANF-ISIMM, the home SwMI MM shall:

- verify that the ANF-ISIMM invoke id is correct in the received primitive, i.e. the value is the same as in the received Migration\_ind; and
- verify that the migration is allowed, i.e. that there is no reason to reject the migration based on the received temporary SS-migration profile(s).

In addition, the home SwMI MM may save the temporary SS-migration profile(s) in the I-HDB. The saving and use of the temporary SS-migration profile(s) is optional in the home SwMI.

**6.5.2.2.3 Support for call restoration**

As defined in subclause 6.5.2.1.1. This subclause shall be applicable for cases 2), 3a) and 3b).

**6.5.2.2.4 Final migration approval**

This subclause is applicable for cases 2), 3a) and 3b).

**6.5.2.2.4.1 Updates to I-HDB**

As defined in subclause 6.5.2.1.2.1, except that the home SwMI MM shall not save the information that the pre-defined migration profiles are used.

**6.5.2.2.4.2 Invocation of RSI**

As defined in subclause 6.5.2.1.2.2.

**6.5.2.2.4.3 Sending of migration approval**

As defined in subclause 6.5.2.1.2.3 except that the following information shall replace the corresponding information in the Migration\_resp (and in the corresponding Migration\_conf):

- a) used pre-defined profile reference: the information shall not refer to any pre-defined migration profile set as the pre-defined migration profile sets are not used (but replaced by the migration profile exchange between the SwMIs).

**6.5.2.2.4.4 Receipt of migration approval**

As defined in subclause 6.5.2.1.2.4.

**6.5.2.2.5 SS-migration profile exchange after final migration approval**

This subclause is applicable for the case 3b).

**6.5.2.2.5.1 Sending of original SS-migration profile(s) after final migration approval**

As defined in subclause 6.5.2.2.2.1, except that the SS-profile update\_req is sent immediately after the Migration\_resp.

**6.5.2.2.5.2 Creation of SS-migration profile(s) after final migration approval**

As defined in subclause 6.5.2.2.2.2.

**6.5.2.2.5.3 Sending of temporary SS-migration profile(s) after final migration approval**

As defined in subclause 6.5.2.2.2.3, except that the visited SwMI MM shall become idle after sending the SS-profile update\_resp.

**6.5.2.2.5.4 Receipt of temporary SS-migration profile(s) after final migration approval**

Upon receipt of the SS-profile update\_conf (containing the same information as the corresponding SS-profile update\_resp) from ANF-ISIMM, the home SwMI MM shall verify that the ANF-ISIMM invoke id is correct in the received primitive, i.e. the value is the same as in the received Migration\_ind.

In addition, the home SwMI MM may save the temporary SS-migration profile(s) in the I-HDB. The saving and use of the temporary SS-migration profile(s) is optional in the home SwMI.

Then, the home SwMI MM shall become idle.

## 6.6 Exceptional procedures

This subclause defines the exceptional procedures that shall be applied if the normal operation of the migration service fails. If applicable, these exceptional procedures shall be overridden by the restricted migration service.

NOTE 1: All exceptional procedures that are applied within one SwMI are outside the scope of this ETS. Such exceptional procedures are e.g. exceptional procedures if the service cannot be invoked or continued over the ISI or if there is no inter-TETRA connection permanently or temporarily available to the peer SwMI MM etc.

Both the home SwMI MM and the visited SwMI MM shall be able to abort the migration procedure at any time during the migration sequence by sending Migration reject\_req indicating appropriate rejection cause.

Generally, if the Migration\_resp and Migration\_conf have been exchanged between the home and the visited SwMI MMs the migration shall be granted for the migrating individual subscriber in the AI and the databases shall be updated accordingly. However, if the operation fails before the exchange of the Migration\_resp and the Migration\_conf the ANF-ISIMM migration service shall be considered as rejected and the following shall take place:

- the home SwMI MM shall send the Migration reject\_req to the ANF-ISIMM which shall deliver the corresponding Migration reject\_ind to the visited SwMI MM, if possible; and
- the database updates as defined under normal operation shall be cancelled in the I-VDB and if the migrating MS was reliably identified the registration status shall be updated as "De-registered, migration rejected" in the I-HDB.

The Migration reject\_req (and the corresponding Migration reject\_ind) shall contain the following information:

- a) ANF-ISIMM invoke id: the value shall be the same as in the received Migration\_ind;
- b) ISSI;
- c) migration rejection cause, which shall be one of the following:
  - unknown error: a generic error cause, which shall be used when the other error causes are not applicable migration may be re-invoked;
  - unknown subscriber;
  - unknown SwMI;
  - temporary error migration may be re-invoked;
  - service not supported, e.g. service not supported for the subscriber, for his fleet;
  - too old age stamp, i.e. the age stamp in the received request is older than the age of the registration status update in the I-HDB;
  - migration/restricted migration not allowed;
  - migration profile rejection;
  - unknown pre-defined profile migration may be re-invoked; or
  - authentication failed;
- d) recovery: the value shall be "No recovery";
- e) optionally: MNI of the individual subscriber; and
- f) optionally: proprietary information. The contents of the proprietary information is outside the scope of this ETS.

Then, the visited SwMI MM may try to re-invoke the ANF-ISIMM migration service up to two times in certain error situations. If these re-involutions do not result in successful completion of the service the individual subscriber's migration shall be rejected in the AI as defined in ETS 300 392-2 [1], clause 16.

If the individual subscriber's migration is rejected the Removal of Subscriber Information (RSI) service shall be invoked, if the migrating MS was reliably identified, as defined in clause 8, except if the migration rejection cause is "unknown subscriber" or "unknown error". For the usage of Authentication in case of rejected migration, see subclause 12.7.2.

If a temporary failure has caused the migration service to fail the Individual subscriber Database Fault Recovery (IDR) service should be invoked as described in clause 13 to ensure that the concerned I-VDBs and I-HDBs are consistent.

NOTE 2: The invocation of the IDR service is especially needed if the individual subscribers have been allowed to migrate in the visited SwMI MM without successfully contacting the home SwMI MM.

#### 6.6.1 Detected by the visited SwMI MM

If the visited SwMI MM detects an unrecoverable error in the received Profile update\_ind it shall send the Profile reject\_req instead of Profile update\_resp to the ANF-ISIMM. The ANF-ISIMM shall deliver the Profile reject\_ind to the home SwMI MM. Then, the home SwMI MM shall either:

- grant the migration with a predefined migration profile set: the home SwMI MM shall send the Migration\_resp which shall contain the reference to the predefined migration profile set to be used for the subscriber; or
- reject the migration by sending the Migration reject\_req as defined in subclause 6.6.

If the visited SwMI MM detects an unrecoverable error in the received SS-profile update\_ind it shall send the SS-profile reject\_req instead of SS-profile update\_resp to the ANF-ISIMM. The ANF-ISIMM shall deliver the SS-profile reject\_ind to the home SwMI MM. Then, either of the following shall take place:

- if the Migration\_resp has not been sent, the home SwMI MM shall either:
  - grant the migration with a predefined migration profile set: The home SwMI MM shall send the Migration\_resp which shall contain the reference to the predefined migration profile set to be used for the subscriber; or
  - rejected the migration by sending the Migration reject\_req as defined in subclause 6.6; or
- if the Migration\_resp has been sent prior to the receipt of the SS-profile reject\_ind, the visited SwMI MM shall grant the migration for the migrating individual subscriber in the AI and complete the database actions.

NOTE: A migrated individual subscriber may be de-registered by applying the de-registration service as defined in clause 9 at any time after the unsuccessful completion of the migration service.

The Profile reject\_req (and the corresponding Profile reject\_ind) or the SS-profile reject\_req (and the corresponding SS-profile reject\_ind) shall contain the following information:

- a) ANF-ISIMM invoke id: the value shall be the same as in the related Migration\_ind;
- b) ISSI;

- c) profile rejection cause (in the case of Profile reject\_req) or SS-profile rejection cause (in the case of SS-profile reject\_req), which shall be one of the following (the values can be used only by the visited SwMI MM as the Profile reject\_req and the SS-profile reject\_req can be sent by the visited SwMI MM only):
- unknown error: a generic error cause, which shall be used when the other error causes are not applicable;
  - temporary error;
  - service not supported, e.g. service not supported for the subscriber, for his fleet;
  - failed migration profile reception; or
  - SS-migration profile not applicable, if the SS-migration profile is not applicable for the particular supplementary service. Applicable for the SS-profile reject\_req and SS-profile reject\_ind;
- d) recovery: the value shall be "No recovery"; and
- e) optionally: proprietary information. The contents of the proprietary information is outside the scope of this ETS.

If the visited SwMI MM is not able to complete the individual subscriber's migration in the AI (upon receipt of the Migration\_conf), the visited SwMI MM shall invoke the de-registration service in order to indicate to the home SwMI MM that the individual subscriber is not migrated in the visited SwMI MM.

#### **6.6.2 Detected by the home SwMI MM**

Upon receipt of the Migration\_ind from the ANF-ISIMM, the home SwMI MM may reject the requested migration. The reason for the rejection may be e.g. that the individual subscriber is not allowed to migrate in the visited SwMI MM, that there is an unrecoverable error in the received Migration\_ind, that the received age stamp indicates an older age than the age of the recorded migration, restricted migration or de-registration in the I-HDB. The age stamps may cause the rejection if the individual subscriber roams in a border area between two SwMIs; however, the comparison of the age stamps ensures that the correct (newer) migration is retained. The rejection of the migration shall take place as defined in subclause 6.6.

In addition, the home SwMI MM may reject the individual subscriber's migration upon receipt of the Profile update\_conf. In addition, if the SS-profile update\_resp is sent before the Migration\_resp the home SwMI MM may reject the individual subscriber's migration upon receipt of the SS-profile update\_conf. The migration may be rejected at this time if e.g. the visited SwMI MM does not support a particular basic or supplementary service. The rejection of the migration shall take place as defined in subclause 6.6.

### **6.7 Interactions**

#### **6.7.1 Interactions with the authentication service**

See subclause 12.7. This subclause may be applicable for the cases 1), 2), 3a) and 3b).

#### **6.7.2 Interactions with the group attachment and the group detachment services**

The migration service shall be invoked and operated independently of the group attachment and the group detachment service, if either or both of these are invoked concurrently with the migration service. Thus, all possible interactions between the services shall be the responsibility of the SwMI MM.

If a group has been attached on behalf of an individual subscriber whose migration has been rejected, the SwMI MM shall invoke the group detachment service on behalf of the individual subscriber in order to detach the group.



## 6.8 Dynamic description

Figures 4 and 5 contains the dynamic description of the migration service as provided by the ANF-ISIMM.

The dynamic description is given using the SDL conventions as defined in ITU-T Recommendation Z.100 [9]. In addition, the following conventions are used:

- the input signals from the left and output signals to the left represent primitives from and to the home SwMI;
- the input signals from the right and output signals to the right represent primitives from and to the visited SwMI.

The following service primitives shall be applicable for the migration service:

- migration reject\_req and Migration reject\_ind, the information contents of the primitives are as defined in this clause. The primitives shall be used to reject the migration;
- migration reject\_resp and Migration reject\_conf, the information contents of the primitives are as defined in this clause. The primitives shall be used to acknowledge the rejection of migration when the migration is rejected in the visited SwMI;
- migration\_req and Migration\_ind, the information contents of the primitives are as defined in this clause. The primitives shall be used to request migration;
- migration\_resp and Migration\_conf, the information contents of the primitives are as defined in this clause. The primitives shall be used to grant the migration;
- profile reject\_req and Profile reject\_ind, the information contents of the primitives are as defined in this clause. The primitives shall be used to reject the individual subscriber's basic migration profiles;
- profile update\_req and Profile update\_ind, the information contents of the primitives are as defined in this clause. The primitives shall be used to provide the visited SwMI MM with the individual subscriber's basic migration profile;
- profile update\_resp and Profile update\_conf, the information contents of the primitives are as defined in this clause. The primitives shall be used to acknowledge the individual subscriber's basic migration profile and may be used to provide the home SwMI MM with the temporary basic migration profile;
- SS-profile reject\_req and SS-profile reject\_ind, the information contents of the primitives are as defined in this clause. The primitives shall be used to reject the individual subscriber's SS-migration profile(s);
- SS-profile update\_req and SS-profile update\_ind, the information contents of the primitives are as defined in this clause. The primitives shall be used to provide the visited SwMI with the individual subscriber's SS-migration profile(s); and
- SS-profile update\_resp and SS-profile update\_conf, the information contents of the primitives are as defined in this clause. The primitives shall be used to acknowledge the individual subscriber's SS-migration profile(s) and may be used to provide the home SwMI with the temporary SS-migration profile(s).

The following states shall be used for the migration service:

- INVOKED: the migration service is invoked;
- MIGRATION-REQUESTED: the migration request is delivered to the home SwMI MM;
- MIGRATION-REJECTION-ACK: the response to migration rejection is expected;
- WAIT-FOR-PROFILE-ACK: the migration profiles have been delivered to the visited SwMI MM;
- WAIT-FOR-MIGRATION-ACK: the migration response is expected;
- WAIT-FOR-SS-PROFILES: the SS-migration profiles are expected; and
- WAIT-FOR-SS-PROFILE-ACK: the SS-migration profile response is expected.

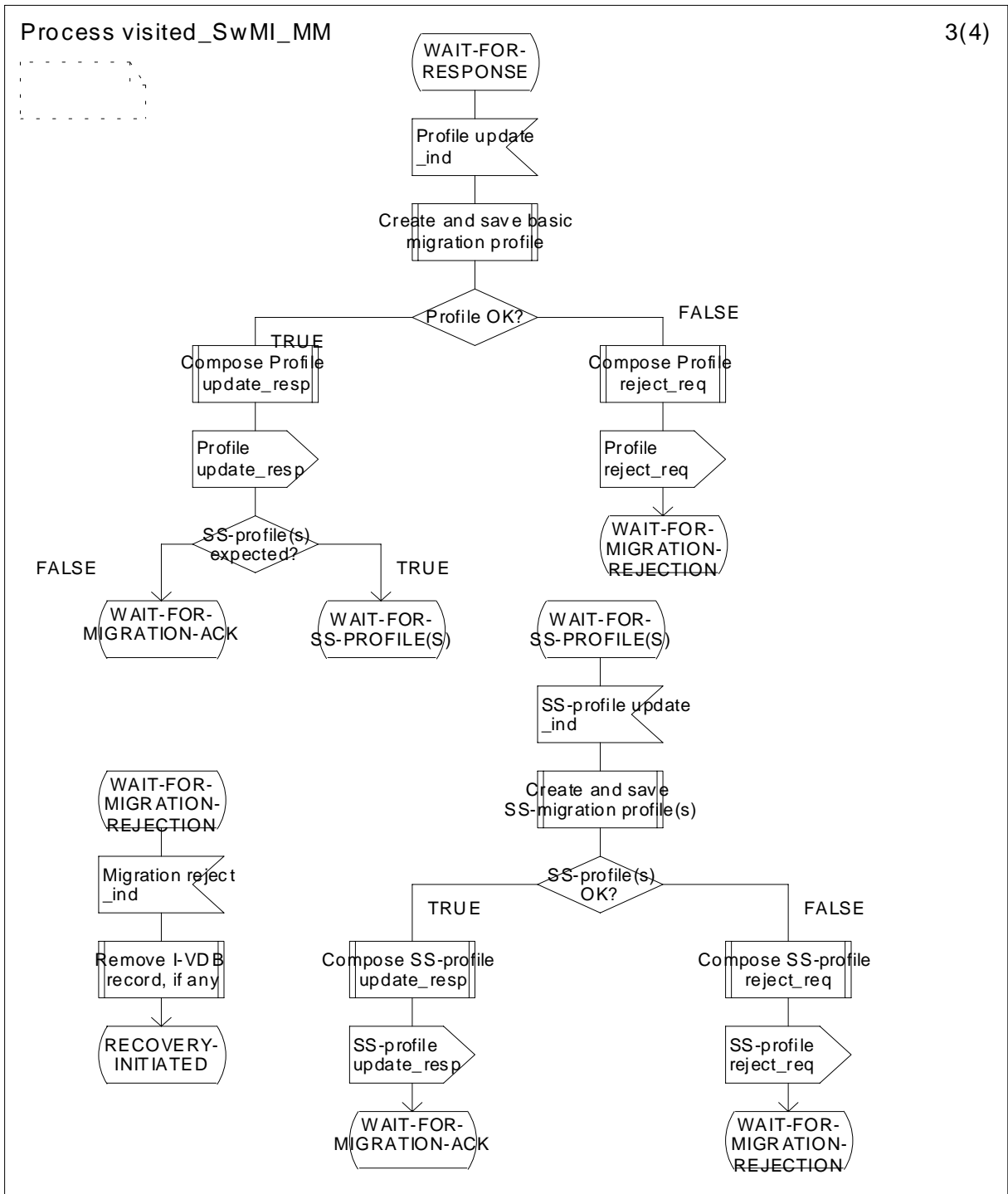


Figure 4: Dynamic description of migration using SDL

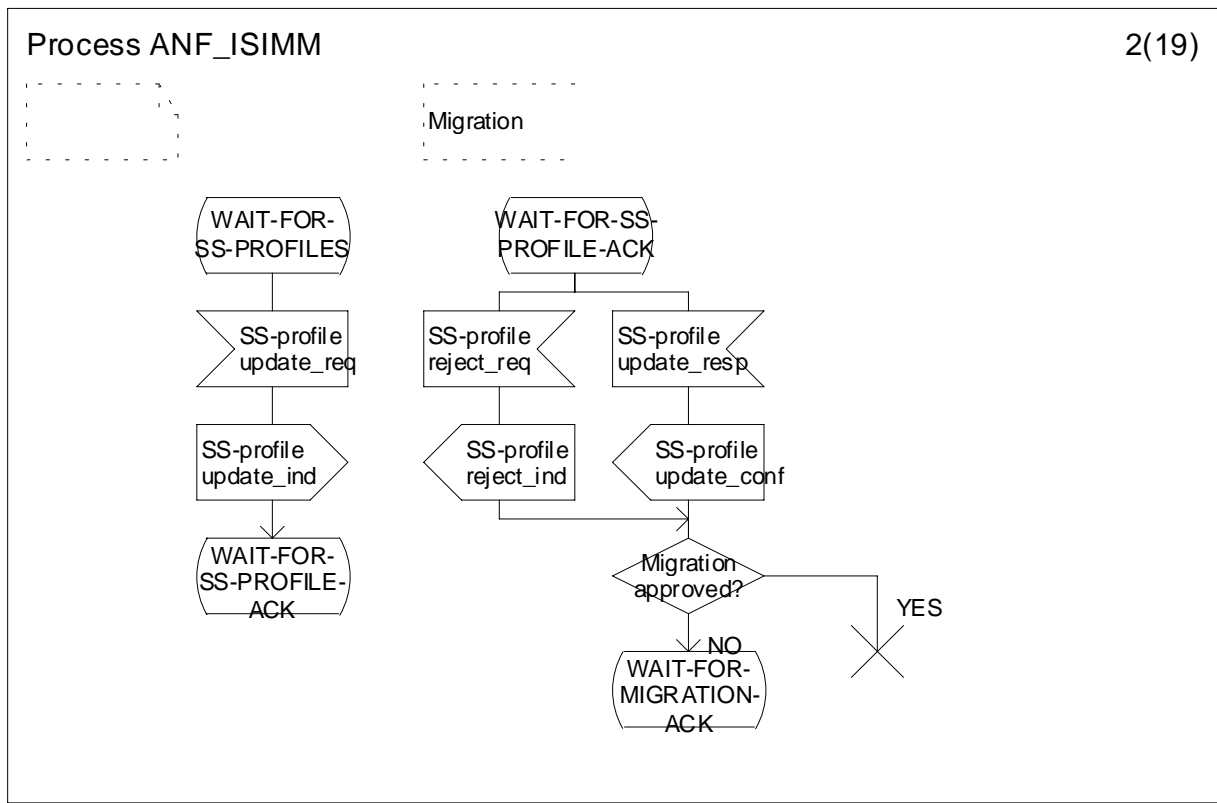


Figure 5: Dynamic description of migration using SDL

## 7 Restricted migration service description (stage 1)

### 7.1 Pre-requisite requirements for the restricted migration service

In order to hasten the restricted migration service for an individual subscriber associated to a MS, the SwMI should support the neighbour cell broadcast service, see ETS 300 392-2 [1], clause 18, for the neighbour cells that reside in different SwMIs.

NOTE: The neighbour cell information exchange needed between the SwMIs is outside the scope of this ETS.

### 7.2 Service definition

The restricted migration service enables the restricted migration for the individual subscriber, i.e. it enables the individual subscriber to migrate in a SwMI with the right to make and to receive circuit switched emergency calls.

NOTE: The emergency call is a call of which the call priority has an emergency value as defined in ETS 300 392-2 [1], subclause 11.3.4 and subclause 14.8.12.

In addition, the restricted migration service supports call restoration when the individual subscriber migrates during an established emergency group call.

### 7.3 Service description

The restricted migration service is an optional service for SwMI MMs that support ANF-ISIMM. If supported, it shall be as defined in this clause. The service can only be applied if both the home SwMI MM and the visited SwMI MM support it.

NOTE 1: The restricted migration is normally granted to the migrating individual subscriber if the individual subscriber is not allowed to migrate as described in clause 6.

The restricted migration service allows the individual subscriber to migrate in the visited SwMI using the "restricted migration", i.e. with the right to make and to receive circuit-switched emergency calls.

ANF-ISIMM shall comprise the following functionality in support of the restricted migration service:

- the home SwMI MM and the visited SwMI MM shall update the individual subscriber's restricted migration to I-HDB and I-VDB, respectively, for location tracking purposes;
- the home SwMI MM and the visited SwMI MM shall authorize the individual subscriber's restricted migration;
- the restricted migration service profile shall be created indicating that the individual subscriber is only allowed to participate circuit-switched emergency calls. The individual subscriber shall be allowed to invoke and receive the emergency calls;

NOTE 2: The meaning of the restricted migration service is to allow circuit-switched emergency calls to a individual subscriber that is in emergency situation. The emergency calls are identified as defined in ETS 300 392-2 [1], subclause 14.8.12. However, it is outside the scope of this ETS to define which types of circuit-switched emergency calls are allowed, e.g. whether only individual or also group calls are allowed.

- if the individual subscriber is engaged in an emergency group call when he migrates, the home SwMI MM shall support the group call restoration to the visited SwMI. The group call restoration is described in another ETS;

NOTE 3: The support of call restoration in conjunction with announced type 1 cell re-selection, see ETS 300 392-2 [1], subclause 18.3.4.7.6, is outside the scope of this ETS.

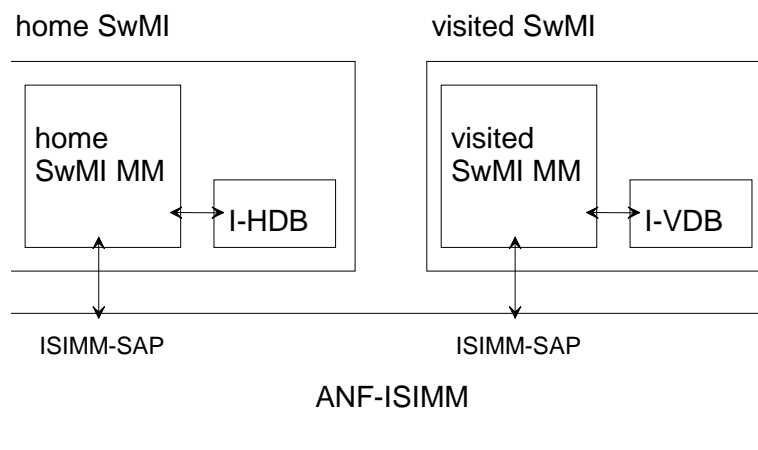
- if the previous visited SwMI MM exists for the individual subscriber, the Removal of Subscriber Information (RSI) service (as defined in clause 8) shall be invoked. The RSI service e.g. removes the old I-VDB record from the previous visited SwMI. In addition, if the individual subscriber is engaged in an individual emergency call when he migrated, the RSI invokes the call restoration from the previous visited SwMI to the visited SwMI.

NOTE 4: The group call is restored from the home SwMI to the visited SwMI, but the individual call is restored from the previous visited SwMI to the visited SwMI.

See also annex A which clarifies the interactions between the restricted migration and RSI services.

## 7.4 Service architecture

Figure 6 illustrates the service architecture of the restricted migration service.



NOTE: The arrows illustrate the information exchange routes of the service. In the case of a solid arrow the information exchange is mandatory; in the case of a broken arrow the information exchange is conditional.

**Figure 6: The service architecture of the restricted migration service**

## 7.5 Normal procedures

### 7.5.1 Invocation

#### 7.5.1.1 Invocation criteria

If supported, the restricted migration service shall be invoked in one of the following ways:

- 1) by the visited SwMI MM upon receipt of the individual subscriber's migration request if:

NOTE 1: The migration request is identified by the receipt of U-LOCATION UPDATE DEMAND PDU as defined in ETS 300 392-2 [1], clause 16.

- according to the I-VDB, the individual subscriber is not registered (nor migrated) in the visited SwMI MM, i.e. there is no valid I-VDB record for the individual subscriber; and
- there is pre-defined information in the visited SwMI MM indicating that restricted migration will be granted to the individual subscriber or that the individual subscriber is not allowed to migrate normally to the visited SwMI, but the visited SwMI allows restricted migration;

NOTE 2: The definition of the pre-defined restricted migration information is outside the scope of this ETS.

- 2) by the home SwMI MM upon receipt of the Migration\_ind (received from the visited SwMI MM) as defined in subclause 6.5 if:
  - the analysis in the home SwMI MM indicates that restricted migration will be allowed for the individual subscriber; and
  - the Restricted migration support information indicated "Supported" in the received Migration\_ind; or
- 3) by the home SwMI MM upon receipt of the Profile update\_conf or upon SS-profile update\_conf (received from the visited SwMI MM if SS-migration profile(s) are sent immediately after basic migration profiles) as defined in subclause 6.5 if:
  - the analysis in the home SwMI MM indicates that restricted migration will be allowed for the individual subscriber; and
  - the Restricted migration support information indicated "Supported" in the received Migration\_ind.

#### 7.5.1.2 Invocation of ANF-ISIMM

If the invocation criteria as defined in any of the cases 1) - 3) is met, the invocation shall continue according to the corresponding case as follows:

- 1) The visited SwMI MM shall create an I-VDB record for the individual subscriber. Then, the visited SwMI MM shall invoke ANF-ISIMM by issuing the Migration\_req. The primitive shall contain the following information:
  - a) ANF-ISIMM invoke id: the visited SwMI MM shall allocate a unique value to be used during the invocation and operation of the service;
  - b) ISSI of the individual subscriber;
  - c) MNI of the individual subscriber;
  - d) MNI of the visited SwMI: shall be used for addressing purposes over the ISI to cater for the individual subscriber;
  - e) migration type, which shall be either:
    - restricted migration: if the location update type in the received U-LOCATION UPDATE PDU does not indicate call restoration, e.g. is "Migrating location updating"; or
    - restricted migration with call restoration: if the location update type in the received U-LOCATION UPDATE PDU indicates call restoration, e.g. "Call restoration migrating location updating";

NOTE 1: If the AI location update type (indicated by migrating subscriber) indicates call restoration, it is interpreted as a request to restore the call across the ISI. In addition, the call restoration procedures as defined in clause 14 and clause 18 in ETS 300 392-2 [1], are applicable.

NOTE 2: As defined in clause 8 the home SwMI indicates the call restoration to the previous visited SwMI, and the previous visited SwMI may restore or clear the ongoing individual call(s). The call(s) are restored if the home SwMI, the visited SwMI and the previous visited SwMI support the call restoration service for the individual subscriber. If the call restoration is not supported by any of the three SwMIs for the individual subscriber, the previous visited SwMI clears the ongoing calls.

- f) restricted migration support: supported;
- g) supported pre-defined profile references: the information shall contain the references of the pre-defined migration profile set which may be used for the individual subscriber in the visited SwMI. The information shall be a set of one to sixteen pre-defined profile reference sets. Each Profile reference set shall be a number from one to sixteen. One profile reference set shall refer to the pre-defined migration profile(s) of which the contents are known to the home and to the visited SwMI MM. Each reference set shall correspond to a basic and possibly to one or more SS-migration profiles. One reference set shall contain all the profile information needed for the creation of the migration profile(s) for the individual subscriber in the visited SwMI MM;
- h) profile exchange support information, which shall be either:
  - supported: if the visited SwMI MM supports the exchange of basic and SS-migration profiles for the individual subscriber, i.e. if the home SwMI may send them to the visited SwMI MM to be used for the individual subscriber while he is migrated; or
  - not supported: if the visited SwMI MM does not support the exchange of the migration profile(s) for the individual subscriber;
- i) group information in subscriber profile:
  - supported: if the visited SwMI MM supports the inclusion of group information in the individual subscriber profile; or
  - not supported: if the visited SwMI MM does not support the inclusion of group information in the individual subscriber profile;
- j) authentication invocation, which shall be "Not invoked". The information shall indicate that the authentication service is not invoked on the migrating individual subscriber;

NOTE 3: The interaction with the authentication service is defined in subclause 12.7.

- k) recovery: the value shall be "No recovery";
- l) optionally: age stamp, if the age of the recorded migration request is more than zero, i.e. if the Migration\_req is not sent immediately upon receipt of the migration request from the individual subscriber. If included, the age stamp shall indicate in seconds the time that has elapsed since the visited SwMI MM received the individual subscriber's migration request;
- m) conditionally: call restoration support type, if Migration type is "Restricted migration with call restoration". It shall be either:
  - supported: if the visited SwMI supports call restoration across the ISI for the individual subscriber; or
  - not supported: if the visited SwMI does not support call restoration across the ISI for the individual subscriber;

NOTE 4: As defined in clause 8 the previous visited SwMI restores ongoing individual calls if the home SwMI, the visited SwMI and the previous visited SwMI support the call restoration service for the individual subscriber. This parameter indicates whether the visited SwMI supports call restoration for the individual subscriber.

- n) optionally: the length of the PISN number of the visited SwMI MM and the PISN number. If included, the home SwMI MM shall save and use the PISN number for addressing purposes over the ISI to cater for the individual subscriber; and

NOTE 5: The PISN number may be used to indicate the preferred gateway if the visited SwMI MM has several PISN gateways with different numbers. The different gateways may be used e.g. to traffic load purposes or to optimize distances in the case of a wide area SwMI.



- o) optionally: proprietary information. The contents of the proprietary information is outside the scope of this ETS.
- 2) and 3) The home SwMI MM shall:
- update the individual subscriber's registration status as "registered, restricted migration" in the I-HDB record;
  - save the age of the migration request to the I-HDB so that the home SwMI MM is able to determine the age of the recorded migration at any time. If the age stamp was not included in the Migration\_ind the current age shall be considered as zero; and
  - update the location information as the MNI of the visited SwMI MM and, if included, the PISN number of the visited SwMI MM in the I-HDB record.

The age of the recorded restricted migration may be saved e.g. by updating the current real time or by using a relative time from which the home SwMI MM shall be able to derive the elapsed time. The home SwMI MM shall save the information in order to compare competing migration requests, if needed. This may take place e.g. if the home SwMI MM receives two Migration\_inds for the individual subscriber from two different SwMI MMs. This, again, may take place when the individual subscriber is roaming in an area between two visited SwMIs and the individual subscriber requests migration in both of them within a very short time.

Then, the home SwMI MM shall send the Migration\_resp to ANF-ISIMM indicating that the restricted migration shall be granted to the individual subscriber. The primitive shall contain the following information:

- a) ANF-ISIMM invoke id: the value shall be the same as in the received Migration\_ind;
- b) ISSI;
- c) migration type, which shall be either:
  - restricted migration: if the migration type was "migration" in the received Migration\_ind, or if the migration type was "migration with call restoration" but the call restoration support type was "not supported" in the received Migration\_ind; or
  - restricted migration with call restoration: if the migration type was "migration with call restoration" and the call restoration support type was "supported" in the received Migration\_ind;
- d) used pre-defined profile reference: the information shall contain the reference of the pre-defined migration profile set which shall be used for the individual subscriber in the visited SwMI MM. The information shall be a number from one to sixteen, and the value shall be one of the values received as Pre-defined profile information in the Migration\_ind;
- e) recovery: the value shall be "No recovery";
- f) optionally: the length of the PISN number of the home SwMI MM and the PISN number. If included, the visited SwMI MM shall save and use the PISN number for addressing purposes over the ISI to cater for the individual subscriber; and

NOTE 6: The PISN number may be used to indicate the preferred gateway if the home SwMI MM has several PISN gateways with different numbers. The different gateways may be used e.g. to traffic load purposes or to optimize distances in the case of a wide area SwMI.

- g) optionally: proprietary information. The contents of the proprietary information is outside the scope of this ETS;

in addition, in case 3) the home SwMI MM shall remove the temporary migration profile(s), if any, from the I-HDB;

then, the home SwMI MM shall become idle.

## 7.5.2 Operation

The following three subclauses shall be applicable as follows:

- subclause 7.5.2.1, if the restricted migration has been invoked according to case 1);
- subclause 7.5.2.2, if the restricted migration has been invoked according to cases 1) - 3); and
- subclause 7.5.2.3, if the restricted migration has been invoked according to case 1) - 3).

### 7.5.2.1 Operation when the visited SwMI MM invokes restricted migration

Upon receipt of the Migration\_ind (containing the same information as the corresponding Migration\_req) from ANF-ISIMM, the home SwMI MM shall verify that the restricted migration is allowed to continue:

- if the age stamp is included, verify that the age stamp in the received Migration\_ind indicates a newer migration than the currently recorded migration or registration in the individual subscriber's I-HDB record; and
- verify that the individual subscriber has the right to migrate using restricted migration to the visited SwMI. The details of the verification on the individual subscriber's rights to use restricted migration are outside the scope of this ETS.

Then, the home SwMI MM shall:

- update the individual subscriber's registration status as "registered, restricted migration" in the I-HDB record;
- save the age of the migration request to the I-HDB so that the home SwMI MM is able to determine the age of the recorded migration at any time. If the age stamp was not included in the Migration\_ind the current age shall be considered as zero; and
- update the location information as the MNI of the visited SwMI and, if included, the PISN number of the visited SwMI MM in the I-HDB record.

The age of the recorded restricted migration may be saved e.g. by updating the current real time or by using a relative time from which the home SwMI MM shall be able to derive the elapsed time. The home SwMI MM shall save the information in order to compare competing migration requests, if needed. This may take place e.g. if the home SwMI MM receives two Migration\_inds for the individual subscriber from two different SwMI MMs. This, again, may take place when the individual subscriber is roaming in an area between two visited SwMIs and the individual subscriber requests migration in both of them within a very short time.

Then, the home SwMI MM shall send the Migration\_resp to ANF-ISIMM indicating that the restricted migration shall be granted to the individual subscriber. The primitive shall contain the following information:

- a) ANF-ISIMM invoke id: the value shall be the same as in the received Migration\_ind;
- b) ISSI;

- c) migration type, which shall be either:
- restricted migration: if the migration type was "migration" in the received Migration\_ind, or if the migration type was "migration with call restoration" but the call restoration support type was "not supported" in the received Migration\_ind; or
  - restricted migration with call restoration: if the migration type was "migration with call restoration" and the call restoration support type was "supported" in the received Migration\_ind;
- d) used pre-defined profile reference: the information shall contain the reference of the pre-defined migration profile set which shall be used for the individual subscriber in the visited SwMI MM. The information shall be a number from one to sixteen, and the value shall be one of the values received as Pre-defined profile information in the Migration\_ind;
- e) recovery: the value shall be "No recovery";
- f) optionally: PISN number of the home SwMI MM to be used for addressing purposes over the ISI to cater for the individual subscriber; and
- g) optionally: proprietary information. The contents of the proprietary information is outside the scope of this ETS.

Then, the home SwMI MM shall either become idle or, if applicable, continue as defined below.

#### **7.5.2.2 Invocation of RSI**

If the RSI service shall be invoked, if applicable, as defined in clause 8.

#### **7.5.2.3 Support for emergency call restoration**

If the migration type is "Restricted migration with call restoration" in the received Migration\_ind and:

- if the call restoration support type is "supported" in the Migration\_ind the home SwMI shall invoke RSI service indicating that the new visited SwMI supports call restoration. The call restoration is defined in ETS 300 392-3-2 [15] and ETS 300 392-3-3 [16] ; or
- if the call restoration support type is "not supported" in the Migration\_ind and/or if the home SwMI does not support group call restoration: The home SwMI MM shall invoke RSI service indicating that the new visited SwMI does not support group call restoration.

Then, the home SwMI MM shall become idle.

#### **7.5.2.4 Receipt of restricted migration approval**

Upon receipt of Migration\_conf (containing the same information as the corresponding Migration\_resp) from ANF-ISIMM, the visited SwMI MM shall:

- verify that ANF-ISIMM invoke id is correct, i.e. the value is the same as in the sent Migration\_req;
- update the registration status as "registered, restricted migration" to the I-VDB record; and
- save the age of the migration request to the I-VDB so that the visited SwMI MM is able to determine the age of the recorded migration at any time. If the age stamp was not included in the Migration\_req, the current age shall be considered as zero; and
- send the D-LOCATION UPDATE ACCEPT PDU to the migrating individual subscriber as defined in ETS 300 392-2 [1], clause 16.

Then, the visited SwMI MM shall become idle.

## 7.6 Exceptional procedures

This subclause defines the exceptional procedures that shall be applied if the normal operation of the restricted migration service fails. These exceptional procedures may be overridden by exceptional procedures that are included in an additional agreement which is made between the SwMI operators, see note 1.

NOTE 1: The contents of the additional agreements and their applicability in different situations are outside the scope of this ETS.

NOTE 2: All exceptional procedures that are applied within one SwMI are outside the scope of this ETS. Such exceptional procedures are e.g. exceptional procedures if the service cannot be invoked or continued over the ISI or if there is no inter-TETRA connection permanently or temporarily available to the peer SwMI MM etc.

Generally, if the Migration\_resp and Migration\_conf have been exchanged between the home and the visited SwMI MMs the restricted migration shall be granted for the migrating individual subscriber in the AI and the databases shall be updated as defined under normal operation. However, if the operation fails before the exchange of the Migration\_resp and the Migration\_conf the ANF-ISIMM migration service shall be considered as rejected and the following shall take place:

- the home SwMI MM shall send the Migration\_reject\_req to the ANF-ISIMM which shall deliver the corresponding Migration\_reject\_ind to the visited SwMI MM, if possible; and
- the database updates as defined under normal operation shall be cancelled in the I-VDB and the registration status shall be update as "De-registered, migration rejected" in the I-HDB.

The Migration\_reject\_req (and the corresponding Migration\_reject\_ind) shall contain the following information:

- a) ANF-ISIMM invoke id: the value shall be the same as in the received Migration\_ind;
- b) ISSI;
- c) migration rejection cause, which shall be one of the following:
  - unknown error: a generic error cause, which shall be used when the other error causes are not applicable;
  - unknown subscriber;
  - unknown SwMI;
  - temporary error;
  - service not supported, e.g. service not supported for the subscriber, for his fleet;
  - too old age stamp, i.e. the age stamp in the received request is older than the age of the registration status update in the I-HDB;
  - migration/restricted migration not allowed;
  - migration profile rejection;
  - unknown pre-defined profile; or
  - authentication failed; and
- d) recovery: the value shall be "No recovery";
- e) optionally: MNI of the individual subscriber; and

- f) optionally: proprietary information. The contents of the proprietary information is outside the scope of this ETS.

Then, the visited SwMI MM shall try to re-invoke the ANF-ISIMM restricted migration (or migration) service up to two times. If these re-invocations do not result in successful completion of the service the individual subscriber's migration shall be rejected in the AI as defined in ETS 300 392-2 [1], clause 16.

If the individual subscriber's restricted migration is rejected the RSI service shall be invoked, if applicable, as defined in clause 8, except if the migration rejection cause is "unknown subscriber" or "unknown error".

If a temporary failure has caused the restricted migration service to fail the IDR service should be invoked as described in clause 13 to ensure that the concerned I-VDBs and I-HDBs are consistent.

NOTE 3: The invocation of the IDR service is especially needed if the individual subscribers have been allowed to migrate in the visited SwMI MM without successfully contacting the home SwMI MM.

#### **7.6.1 Detected by the visited SwMI MM**

If the visited SwMI MM detects an unrecoverable error in the received Migration\_conf or is not able to complete the individual subscriber's migration in the AI (upon receipt of the Migration\_conf), the visited SwMI MM shall invoke the de-registration service as defined in clause 9 in order to indicate to the home SwMI MM that the individual subscriber is not migrated in the visited SwMI MM.

#### **7.6.2 Detected by the home SwMI MM**

Upon receipt of the Migration\_ind from the ANF-ISIMM, the home SwMI MM may reject the individual subscriber's restricted migration. The reason for the rejection may be e.g. that the individual subscriber is not allowed to migrate in the visited SwMI MM, the home SwMI MM detects an unrecoverable error in the received Migration\_ind or that the received age stamp indicates an older age than the age of the recorded migration, restricted migration or de-registration in the I-HDB. The latter can take place e.g. if the individual subscriber roams in a border area between two or more SwMIs. The rejection of the migration shall take place as defined in subclause 7.6.

### **7.7 Interactions**

#### **7.7.1 Interactions with the authentication service**

See subclause 12.7. This subclause may be applicable for the cases 1), 2) and 3).

#### **7.7.2 Interactions with the group attachment and the group detachment services**

The restricted migration service shall be invoked and operated independently of the group attachment and the group detachment service, if either or both of these are invoked concurrently with the restricted migration service. Thus, all possible interactions between the services shall be the responsibility of the SwMI MM.

If a group has been attached on behalf of an individual subscriber whose restricted migration has been rejected, the SwMI MM shall invoke the group detachment service on behalf of the individual subscriber in order to detach the group.

### **7.8 Dynamic description**

Figure 7 illustrates the dynamic description of the restricted migration service as provided by the ANF-ISIMM.

In the case of the restricted migration as defined in cases 2) and 3) in subclause 7.5, the dynamic description illustrated in this subclause contains only the restricted migration service behaviour. Thus, this restricted migration service behaviour complements the dynamic description as defined in subclause 6.5. Note, however, that in the case of restricted migration, the SS-migration profile exchange (as described in subclause 6.5) shall not take place after migration approval.

The dynamic description is given using the SDL conventions as defined in ITU-T Recommendation Z.100 [9]. In addition, the following conventions are used:

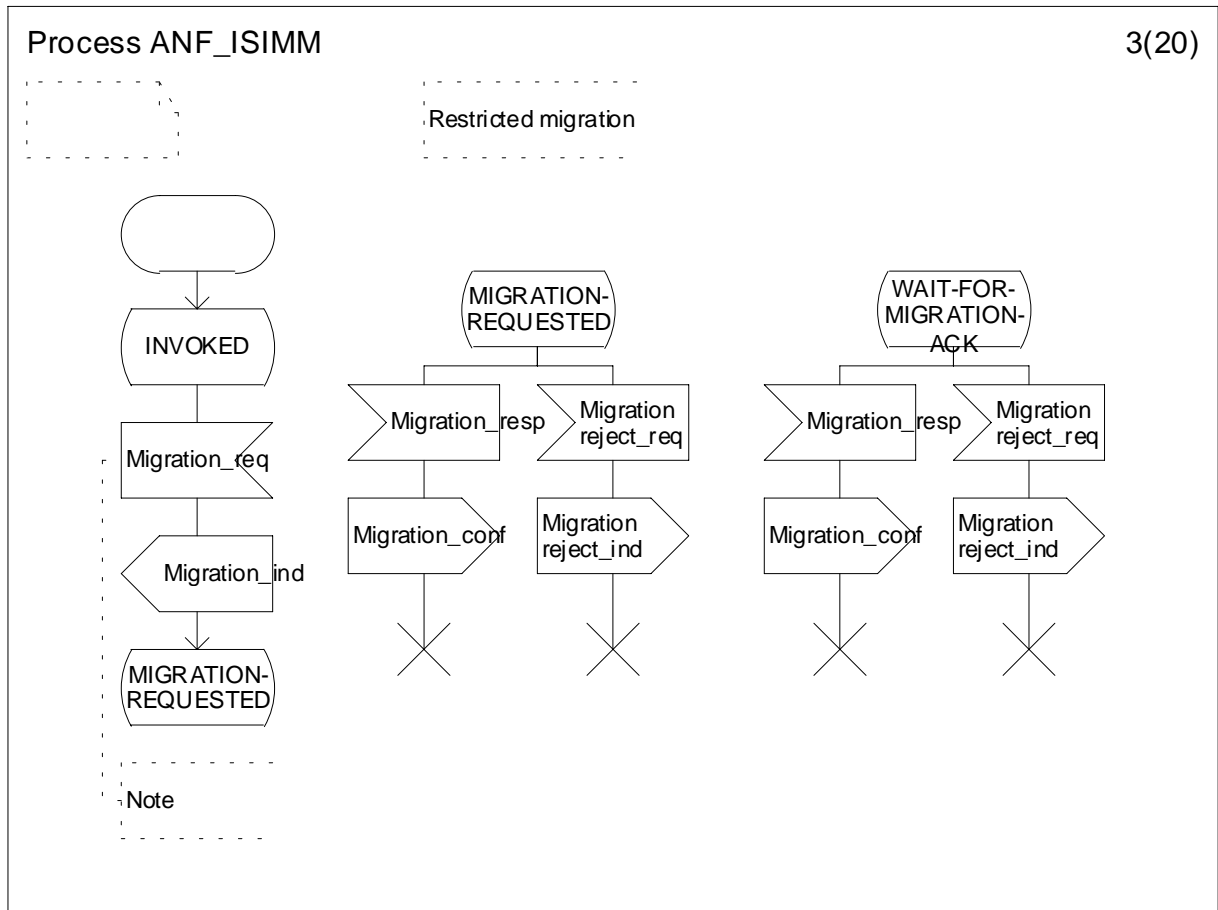
- the input signals from the left and output signals to the left represent primitives from and to the home SwMI;
- the input signals from the right and output signals to the right represent primitives from and to the visited SwMI.

The following service primitives shall be applicable for the restricted migration service:

- migration reject\_req and Migration reject\_ind, the information contents of the primitives are as defined in this clause. The primitives shall be used to reject the restricted migration;
- migration reject\_resp and Migration reject\_conf, the information contents of the primitives are as defined in this clause. The primitives shall be used to acknowledge the rejection of the restricted migration when the migration is rejected due to failed authentication in the visited SwMI;
- Migration\_req and Migration\_ind, the information contents of the primitives are as defined in this clause. The primitives shall be used to request restricted migration; and
- Migration\_resp and Migration\_conf, the information contents of the primitives are as defined in this clause. The primitives shall be used to grant the restricted migration.

The following states shall be used for the migration service:

- INVOKED: the migration or restricted migration service is invoked;
- MIGRATION-REQUESTED: the migration or restricted migration request is delivered to the home SwMI MM;
- WAIT-FOR-PROFILE-ACK: the migration profiles have been delivered to the visited SwMI MM;
- WAIT-FOR-MIGRATION-ACK: the restricted migration response is expected.



NOTE: In case 1) as described in subclause 7.5 the Migration\_req shall indicate that only restricted migration is allowed for the individual subscriber.

**Figure 7: Dynamic description of restricted migration using SDL**

## 8 Removal of Subscriber Information (RSI) service description (stage 1)

### 8.1 Service definition

The RSI service enables the home SwMI MM to remove the individual subscriber's information:

- from the visited SwMI when a migration to new visited SwMI is done;
- from the current visited SwMI initiated by the home SwMI MM to remove a migrated individual subscriber e.g. when subscriber is deleted from the home SwMI database or the subscriber's authorization to receive any service in the visited SwMI MM is removed.

In addition, the service supports individual call restoration when the individual subscriber migrates during an established call.

### 8.2 Service description

The RSI service as defined in this clause is a mandatory service for SwMI MMs that support ANF-ISIMM.

The service shall take place when a individual subscriber migrates so the previous visited SwMI MM exists for the individual subscriber.

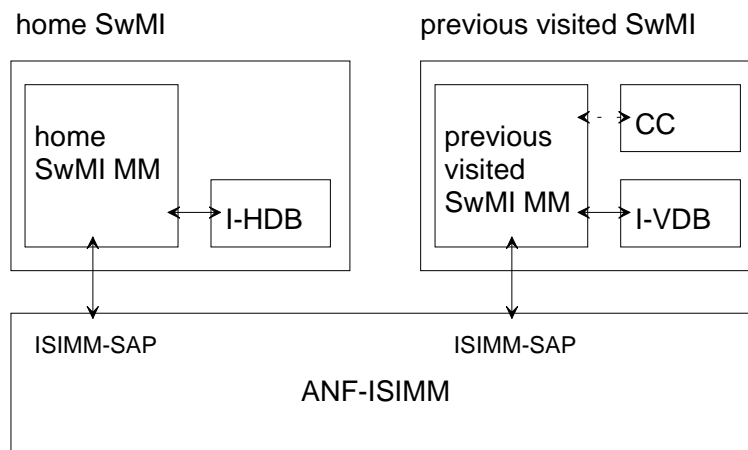
The service shall comprise the removal of individual subscriber information from the previous or current visited SwMI MM. The information shall be related to the individual subscriber's migration or restricted migration in the previous visited SwMI. This information may comprise e.g. the migration or restricted migration information, group attachments, authentication and OTAR information.

In addition, if the individual subscriber migrates during an established call the RSI service may comprise the support of individual call restoration. In this case, a circuit switched individual call may be re-established from the previous visited SwMI to the visited SwMI. Depending on the granted migration type, either all circuit switched individual calls or circuit switched individual emergency calls may be restored.

- NOTE 1: The individual call restoration is defined in ETS 300 392-3-2 [15].
- NOTE 2: The support of call restoration in conjunction with announced type 1 cell re-selection, see ETS 300 392-2 [1], subclause 18.3.4.7.6, is outside the scope of this ETS.

### 8.3 Service architecture

Figure 8 illustrates the service architecture of the RSI service.



NOTE: The arrows illustrate the information exchange routes of the service. In the case of a solid arrow the information exchange is mandatory; in the case of a broken arrow the information exchange is conditional. The CC exists in the previous visited SwMI if the individual subscriber is engaged in a group call when he migrates.

**Figure 8: The service architecture of the RSI service**

### 8.4 Normal procedures

#### 8.4.1 Invocation

##### 8.4.1.1 Invocation criteria

The home SwMI MM shall invoke the RSI service if any of the following cases is valid:

- 1) the individual subscriber has requested migration or registration according to the AI procedures as defined in ETS 300 392-2 [1], clause 16; and

- NOTE 1: The interaction with the authentication service is defined in subclause 12.7.
- NOTE 2: Annex A illustrates the interactions of the migration or of the restricted migration service and of the RSI service.

the previous visited SwMI MM exists for the individual subscriber. The previous visited SwMI MM shall exist for the individual subscriber if the individual subscriber's registration status in the I-HDB is "registered, migrated" or "registered, restricted migration" prior to the migration (or the restricted migration);or



- 2) the individual subscriber has requested migration or registration according to the AI procedures as defined in ETS 300 392-2 [1], clause 16; and

the home SwMI MM notices need to remove the subscriber from the current visited SwMI, e.g. when the subscriber is deleted from the home SwMI database or the subscriber's authorization to receive any service in the visited SwMI MM is removed.

#### 8.4.1.2 Invocation of ANF-ISIMM

If the RSI service invocation criteria is met, the home SwMI MM shall invoke ANF-ISIMM by issuing the Remove subs\_req. The primitive shall contain the following information:

- a) ANF-ISIMM invoke id: the home SwMI MM shall allocate a unique value to be used until the restricted migration operation is completed;
- b) ISSI;
- c) MNI of the individual subscriber;
- d) MNI of the previous visited SwMI MM;
- e) migration type, which shall be one of the following:
  - migration, if either:
    - the visited SwMI MM received a U-LOCATION UPDATE DEMAND PDU from the individual subscriber with the location update type "Migrating location updating" and if the visited SwMI MM and the home SwMI MM coincide; or
    - the home SwMI MM has sent Migration\_resp with the migration type "migration" as defined in subclause 6.5.2;
  - migration with call restoration, if either:
    - the visited SwMI MM received a U-LOCATION UPDATE DEMAND PDU from the individual subscriber with the location update type "Call restoration migrating location updating" and if the visited SwMI MM and the home SwMI MM coincide; or
    - the home SwMI MM has sent ANF-ISIMM Migration\_resp with the migration type "migration with call restoration" as defined in subclause 6.5.2;
  - restricted migration, if either:
    - the visited SwMI MM received a U-LOCATION UPDATE DEMAND PDU from the individual subscriber with the location update type "Migrating location updating" and if the visited SwMI MM and the home SwMI MM coincide; or
    - the home SwMI MM has sent ANF-ISIMM Migration\_resp with the migration type "restricted migration" as defined in subclause 7.5.2;
  - restricted migration with call restoration, if either:
    - the visited SwMI MM received a U-LOCATION UPDATE DEMAND PDU from the individual subscriber with the location update type "Call restoration migrating location updating", if the visited SwMI MM and the home SwMI MM coincide and if the individual subscriber is allowed to participate only circuit switched emergency calls; or
    - the home SwMI MM has sent ANF-ISIMM Migration\_resp with the migration type "restricted migration with call restoration" as defined in subclause 7.5.2;

the migration type information shall be used to indicate to the previous visited SwMI to either restore or clear the possible ongoing call (or calls) in the previous visited SwMI;

- f) call restoration support (of the visited SwMI): if Migration type is "Migration with call restoration" or "Restricted migration with call restoration". It shall be either:
  - supported: if the visited SwMI supports call restoration over the ISI for the individual subscriber; or
  - not supported: if the visited SwMI does not support call restoration over the ISI for the individual subscriber;
- g) conditionally: forced removal overriding the age stamp, visited SwMI cannot reject the removal e.g. if subscriber is deleted from the home SwMI database;
- h) conditionally: the MNI and the PISN number of the visited SwMI, if the migration type is Migration with call restoration or Restricted migration with call restoration; and
- i) recovery: the value shall be "No recovery";
- j) conditionally: age stamp, if the age of the recorded migration request is greater than zero, i.e. if the Migration\_req is not sent immediately upon receipt of the migration request from the individual subscriber. If included, the age stamp shall indicate in seconds the time that has elapsed since the visited SwMI MM received the individual subscriber's migration request;
- k) optionally: proprietary information. The contents of the proprietary information is outside the scope of this ETS.

#### 8.4.2 Operation

Upon receipt of the Remove subs\_ind (containing the same information as the corresponding Remove subs\_req) from ANF-ISIMM, the previous visited SwMI MM shall verify:

- that the individual subscriber has an I-VDB record; and
- that the age stamp in the received Remove subs\_ind indicates a newer migration than the currently recorded migration or registration in the I-VDB record.

If both of the above mentioned cases are valid, the previous visited SwMI MM shall remove:

- the individual subscriber's I-VDB record;
- the individual subscriber's ITSI - (V)ATSI association;
- the individual subscriber's VAC record, if any. The possible VAC record contains the authentication and/or OTAR information that has been created as part of the authentication and/or OTAR services as defined in clause 12 and clause 13, respectively; and
- the individual subscriber's group attachments from the G-VDB, if any.

The possible group attachments have been created as part of the group attachment service as defined in clause 15. They may be saved in the individual subscriber's I-VDB record and/or in the G-VDB or each group, and they shall be removed as part of the RSI service regardless of in which database they are stored. If a group does not become detached in the visited SwMI, i.e. if there is still at least one individual subscriber that is attached to the group, the previous visited SwMI MM shall remove the individual subscriber's group attachment(s) locally (in the previous visited SwMI). However, if a group becomes detached in the previous visited SwMI due to the RSI service, the Group detachment service as defined in clause 16 shall be invoked.

If the Migration type is "Migration with call restoration" or "Restricted migration with call restoration" in the received Remove subs\_ind and:

- if the call restoration support type is "supported" in the Remove subs\_ind and if the previous visited SwMI supports individual call restoration: call restoration shall be operated as defined in ETS 300 392-3-2 [15] and ETS 300 392-3-3 [16] The old visited SwMI should start a timer to preserve call related information until call restoration has been performed. Timer value is a local issue. The call restoration request shall indicate the individual subscriber's ITSI, the MNI and the PISN number of the visited SwMI and the migration type. If the Migration type is "Migration with call restoration" then any type of circuit switched individual call shall be restored; if the Migration type is "Restricted migration with call restoration" then only the circuit mode individual emergency calls may be restored. If the migrated subscriber was the last group member located in this SwMI then the previous visited SwMI MM should give the collocated CC application an indication that the specific group has become detached from the SwMI and any calls to this group will be disconnected. The emergency call is a call of which the call priority has an emergency value as defined ETS 300 392-2 [1], subclause 11.3.4 and subclause 14.8.12.
- If the call restoration support type is "not supported" in the Remove subs\_ind and/or if the previous visited SwMI does not support individual call restoration: The previous visited SwMI shall indicate to the collocated CC that calls should be cleared.

Then, the previous visited SwMI MM shall send the Remove subs\_resp to ANF-ISIMM. The primitive shall contain the following information:

- a) ANF-ISIMM invoke id: the value shall be the same as in the received Remove subs\_ind; and
- b) ISSI;
- c) MNI (of the subscriber);
- d) recovery: the value shall be "No recovery"; and
- e) optionally: proprietary information. The contents of the proprietary information is outside the scope of this ETS.

Then, the previous visited SwMI MM shall become idle.

Upon receipt of Remove subs\_conf (containing the same information as the corresponding Remove subs\_resp) from ANF-ISIMM, the home SwMI MM shall become idle.

## 8.5 Exceptional procedures

This subclause defines the exceptional procedures that shall be applied if the normal operation of the RSI service fails.

NOTE 1: The contents of the additional agreements and their applicability in different situations are outside the scope of this ETS.

NOTE 2: All exceptional situations arising within one SwMI are outside the scope of this ETS. Such exceptional cases are e.g. exceptional situations detected within the SwMI MM so that the service cannot be invoked over the ISI, if the service cannot be continued over the ISI or if there is no inter-TETRA connection permanently or temporarily available to the peer SwMI MM etc.

Generally, the RSI database actions as defined under normal operation shall be carried out:

- if the Remove subs\_resp and the corresponding Remove subs\_conf has been exchanged between the home and the previous visited SwMI MMs; or
- if the operation of the RSI service is completed in the previous visited SwMI MM except that the sending of the Remove subs\_resp and/or of the Remove subs\_conf fails.

If neither of the above mentioned conditions is met, the following exceptional procedure shall take place:

- the previous visited SwMI MM shall send the Remove reject\_req to the ANF-ISIMM which shall deliver the corresponding Remove reject\_ind to the home SwMI MM, if possible; and
- the database updates as defined under normal operation shall be cancelled.

The Remove reject\_req (and the corresponding Remove reject\_ind) shall contain the following information:

- a) ANF-ISIMM invoke id: the value shall be the same as in the received Remove subs\_ind;
- b) ISSI;
- c) MNI (of the subscriber);
- d) RSI rejection cause, which shall be one of the following:
  - unknown error: a generic error cause, which shall be used when the other error causes are not applicable;
  - unknown SwMI;
  - temporary error: e.g. SwMI indicates that currently not capable to perform RSI; or
  - too old age stamp, i.e. the age stamp in the received request is older than the age of the registration status update in the I-VDB. RSI not to be re-invoked;
- e) recovery: the value shall be "No recovery"; and
- f) optionally: proprietary information. The contents of the proprietary information is outside the scope of this ETS.

Then, if the exceptional procedure has been carried out the home SwMI MM shall re-invoke the service until the service is successfully completed.

Upon receipt of the Remove subs\_ind, if there is not any I-VDB record corresponding to the ITSI received in the Remove subs\_ind the previous visited SwMI MM shall acknowledge the service positively, i.e. using Remove subs\_resp, as the service may be a re-invocation, e.g. if the previously sent Remove subs\_conf has been lost.

If MNI of the individual subscriber is not known to the previous visited SwMI MM, if the previous visited SwMI MM detects an unrecoverable error in the received Remove subs\_ind or if the RSI cannot be carried out due to any other reason in the previous visited SwMI MM, the previous visited SwMI MM shall reject the service as defined above.

## 8.6 Interaction with authentication

If the authentication has been invoked in conjunction with the migration (or the restricted migration) and if the authentication has been rejected, the RSI service shall not be invoked (in order to ensure that a malicious individual subscriber's migration request does not cause invocation of RSI service).

## 8.7 Dynamic description

Figure 9 contains the dynamic description of the RSI service as provided by the ANF-ISIMM.

The dynamic description is given using the SDL conventions as defined in ITU-T Recommendation Z.100 [9]. In addition, the following conventions are used:

- the input signals from the left and output signals to the left represent primitives from and to the home SwMI;

- the input signals from the right and output signals to the right represent primitives from and to the previous visited SwMI or if explicitly mentioned from and to the previous visited SwMI.

The following service primitives shall be applicable for the RSI service:

- remove reject\_req and Remove reject\_ind, the information contents of the primitives are as defined in this clause. The primitives shall be used to reject the request to remove the individual subscriber's temporary information from the previous visited SwMI;
- remove subs\_req and Remove subs\_ind, the information contents of the primitives are as defined in this clause. The primitives shall be used to request the removal of individual subscriber's temporary information from the previous visited SwMI; and
- remove subs\_resp and Remove subs\_conf, the information contents of the primitives are as defined in this clause. The primitives shall be used to acknowledge the request to remove individual subscriber's temporary information from the previous visited SwMI.

The following states shall be used for the RSI service:

- INVOKED: the RSI service is invoked;
- REMOVAL-REQUESTED: the RSI service request is delivered to the home SwMI MM.

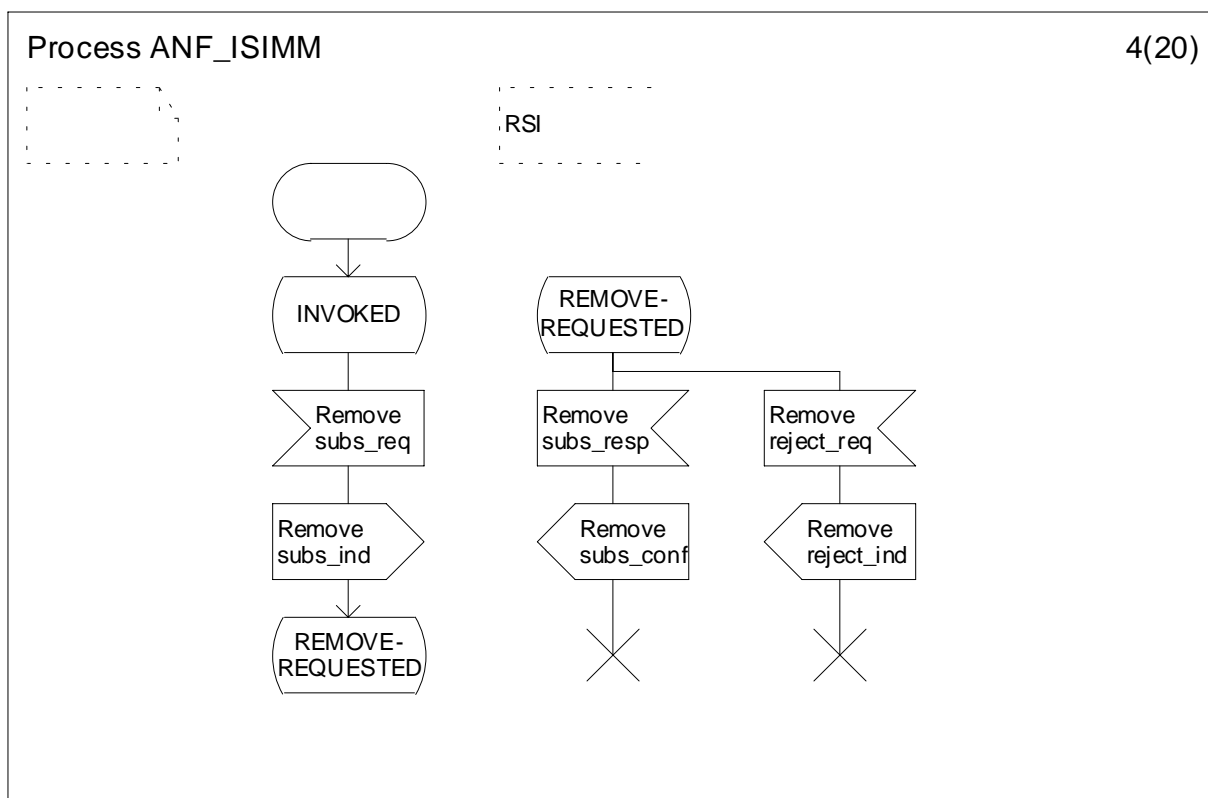


Figure 9: Dynamic description of RSI service using SDL

## 9 De-registration service description (stage 1)

### 9.1 Service definition

The de-registration service enables the de registration of a migrated individual subscriber. After the de registration, the individual subscriber will not be offered any service in the visited SwMI.

## 9.2 Service description

The de-registration service as defined in this clause shall be a mandatory service for SwMI MMs that support ANF-ISIMM.

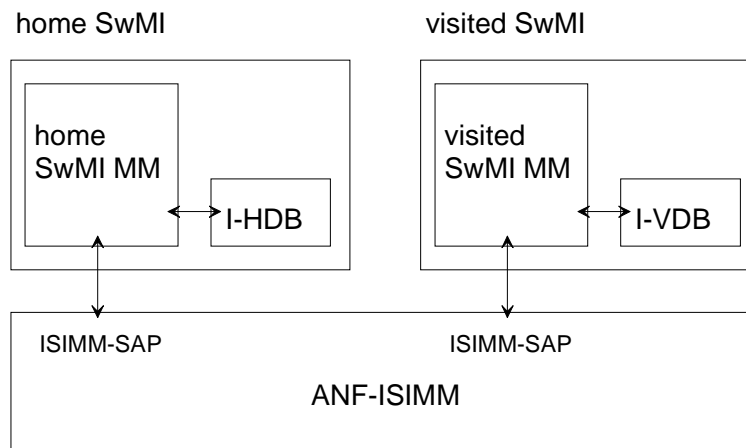
The service shall enable the visited SwMI MM to inform the home SwMI MM about the de-registration of the migrated individual subscriber due to:

- the receipt of the de-registration indication from the migrated individual subscriber at power off; and
- if the visited SwMI MM has detected that the individual subscriber is de-registered, i.e. the SwMI has lost radio contact to the individual subscriber.

As part of the de-registration service, the individual subscriber information shall be updated in the databases in the home SwMI and his information related to the migration or restricted migration shall be removed from the databases in the visited SwMI. Then, the individual subscriber will be considered as de-registered, and he will not be offered any service in the visited SwMI unless he migrates again as defined in clause 6 or clause 7.

## 9.3 Service architecture

Figure 10 illustrates the service architecture of the de-registration service.



NOTE 1: The arrows illustrate the information exchange routes of the service.

NOTE 2: The G-HDB and/or the G-VDB may also be involved in the home and/or in the visited SwMI if the individual subscriber's group attachments exist in these databases.

**Figure 10: The service architecture of the de-registration service**

## 9.4 Normal procedures

### 9.4.1 Invocation

#### 9.4.1.1 Invocation criteria

The de-registration service shall be invoked using ANF-ISIMM if any of the following cases is valid:

- 1) the visited SwMI MM receives a de-registration request from the migrated individual subscriber as defined in ETS 300 392-2 [1], subclause 16.6, and the individual subscriber's registration status in the I-VDB indicates "registered, migrated" or "registered, restricted migration";

NOTE 1: Upon receipt of the de-registration request, the visited SwMI MM may delay the invocation of the ANF-ISIMM de-registration service up to 10 seconds. This may be done in order to avoid unnecessary signalling between the SwMIs in the case of immediate power on.

- 2) The visited SwMI MM determines that the individual subscriber is de-registered, i.e. the visited SwMI MM does not have radio contact with the individual subscriber, but the registration status in the I-VDB indicates "registered, migrated" or "registered, restricted migration";

NOTE 2: Case 2) may be detected e.g. after a failed call set-up attempt to the migrated individual subscriber.

#### 9.4.1.2 Invocation of ANF-ISIMM

If the invocation criteria as defined in any of the cases 1) - 2) is met, the invocation shall continue according to the corresponding case as follows:

The visited SwMI MM shall remove:

- the individual subscriber's I-VDB record;
- the individual subscriber's ITSI - (V)ATSI association;
- the individual subscriber's VAC record, if any. The possible VAC record contains the authentication and/or OTAR information that has been created as part of the authentication and/or OTAR services as defined in clause 12 and clause 13, respectively; and
- the individual subscriber's group attachments from the G-VDB, if any.

The possible group attachments have been created as part of the group attachment service as defined in clause 15. They may be saved in the individual subscriber's I-VDB record and/or in the G-VDB or each group, and they shall be removed as part of the de-registration service regardless of in which database they are stored. If a group does not become detached in the visited SwMI, i.e. if there is still at least one individual subscriber that is attached to the group, the previous visited SwMI MM shall remove the individual subscriber's group attachment(s) locally (in the previous visited SwMI). However, if a group becomes detached in the previous visited SwMI due to the de-registration service, the Group detachment service as defined in clause 16 shall be invoked.

Then, the visited SwMI MM shall invoke ANF-ISIMM by issuing the De-registration\_req. The primitive shall contain the following information:

- a) ANF-ISIMM invoke id: the visited SwMI MM shall allocate a unique value to be used during the invocation and the operation of the service;
- b) ISSI;
- c) MNI of the individual subscriber;
- d) MNI of the visited SwMI MM;
- e) de-registration type, which shall be either:
  - "Subscriber initiated", in case 1); or
  - "Visited SwMI MM detected", in case 2); and
- f) optionally: proprietary information. The contents of the proprietary information is outside the scope of this ETS.

#### 9.4.2 Operation

Upon receipt of the De-registration\_ind (with the same information as the corresponding De-registration\_req) from ANF-ISIMM, the home SwMI MM shall verify that according to the I-HDB:

- the individual subscriber is recorded as "registered, migrated" or "registered, restricted migration"; and

- the location information (the MNI of the visited SwMI MM and, if included, the PISN number of the visited SwMI MM) points to the invoking visited SwMI MM.

If the above mentioned is true, the home SwMI MM shall remove the individual subscriber's location information from the I-HDB and update the registration status as "de-registered" in the I-HDB. In addition, if the individual subscriber has any recorded group attachments in the I-HDB and/or in the G-HDB, the home SwMI MM shall remove them locally in the home SwMI. If any of these groups become detached in the visited SwMI due to the de-registration, i.e. if no individual subscribers are attached to a group in the visited SwMI, the visited SwMI MM shall invoke the group detachment service as defined in clause 16.

Then, in case 1) and 2) the home SwMI MM shall acknowledge the service by sending De-registration\_resp to ANF-ISIMM with the following information:

- a) ANF-ISIMM invoke id: the value shall be the same as in the received De-registration\_ind; and
- b) ISSI; and
- c) optionally: proprietary information. The contents of the proprietary information is outside the scope of this ETS.

Then, the home SwMI MM shall become idle.

Upon receipt of the De-registration\_conf (with the same information as the corresponding De-registration\_resp), the visited SwMI MM shall become idle.

### 9.5 Exceptional procedures

This subclause defines the exceptional procedures that shall be applied if the normal operation of the de-registration service fails. These exceptional procedures may be overridden by an additional agreement between the SwMI operators (that cover the exceptional situation), see note 1.

NOTE 1: The contents of the additional agreements and their applicability in different situations are outside the scope of this ETS.

NOTE 2: All exceptional situations arising within one SwMI are outside the scope of this ETS. Such exceptional cases are e.g. exceptional situations detected within the SwMI MM so that the service cannot be invoked over the ISI, if the service cannot be continued over the ISI or that there is no inter-TETRA connection permanently or temporarily available to the peer SwMI MM etc.

The database actions of the de-registration service as defined under normal operation shall be carried out:

- if the De-registration\_resp and the De-registration\_conf have been exchanged between the home and the visited SwMI MMs; or
- if the operation of the de-registration service is completed except that the exchange of the De-registration\_resp and/or the De-registration\_conf fails.

If neither of the above mentioned conditions is met, the following shall take place:

- the De-reg reject\_req and the De-reg reject\_ind shall be exchanged between the home and the visited SwMI MMs, if possible. The De-reg reject\_req shall be sent by the invoked SwMI; and
- the database updates as defined under normal operation shall be cancelled.

The De-reg reject\_req shall contain the following information:

- a) ANF-ISIMM invoke id: the value shall be the same as in the received De-registration\_ind;
- b) ISSI;



- c) de-registration rejection cause, which shall be one of the following:
  - unknown error: a generic error cause, which shall be used when the other error causes are not applicable;
    - unknown subscriber;
    - unknown SwMI;
    - temporary error; or
- d) optionally: proprietary information. The contents of the proprietary information is outside the scope of this ETS.

Then, if the de-registration as defined in cases 1) and 2) fails the visited SwMI MM shall re-invoke the service until the service is successfully completed.

NOTE 3: If the de-registration fails, e.g. if a visited SwMI MM does not recognize the visited SwMI MM, the additional actions carried out by the invoking SwMI MM are outside the scope of this ETS.

#### 9.5.1 Detected by the visited SwMI MM

Upon receipt of the De-registration\_ind:

- if the visited SwMI MM cannot de-register the individual subscriber in the AI (e.g. if the individual subscriber is not reachable) but the individual subscriber's I-VDB record exists in the I-VDB, the visited SwMI MM shall remove the I-VDB record and acknowledge the service positively by sending the De-registration\_resp. Then, the individual subscriber is considered as de-registered from the visited SwMI MM; or
- if the visited SwMI MM detects an unrecoverable error in the received primitive or if it cannot complete the operation of the service, it shall send the De-reg reject\_req instead of De-registration\_resp to the ANF-ISIMM. The ANF-ISIMM shall deliver the De-reg reject\_ind to the home SwMI MM. Then, the de-registration shall be rejected as defined in subclause 9.5.

#### 9.5.2 Detected by the home SwMI MM

Upon receipt of the De-registration\_ind:

- if the age stamp in the De-registration\_ind is older than the age of the registration status update in the I-HDB the operation shall continue as defined under normal operation except that the home SwMI MM shall not update the I-HDB (so that the newer update shall be retained). The normal procedure shall be used as it is likely that the individual subscriber is roaming in border area of two or more SwMIs, and the normal procedure results in correct outcome; or
- if the home SwMI MM detects an unrecoverable error in the received primitive or if it cannot complete the operation of the service, it shall send the De-reg reject\_req instead of De-registration\_resp to the ANF-ISIMM. The ANF-ISIMM shall deliver the De-reg reject\_ind to the visited SwMI MM. Then, the de-registration shall be rejected as defined in subclause 9.5.

### 9.6 Dynamic description

Figure 11 contains the dynamic description of the de-registration service as provided by the ANF-ISIMM.

The dynamic description is given using the SDL conventions as defined in ITU-T Recommendation Z.100 [9]. In addition, the following conventions are used:

- the input signals from the left and output signals to the left represent primitives from and to the home SwMI;
- the input signals from the right and output signals to the right represent primitives from and to the visited SwMI.

The following service primitives shall be applicable for the de-registration service:

- De-registration\_req and De-registration\_ind, the information contents of the primitives are as defined in this clause. The primitives shall be used to indicate individual subscriber's de-registration and it may be used to request the de-registration of an individual subscriber;
- De-registration\_resp and De-registration\_conf, the information contents of the primitives are as defined in this clause. The primitives shall be used to respond to the de-registration request; and
- De-reg reject\_req and De-reg reject\_ind, the information contents of the primitives are as defined in this clause. The primitives shall be used to reject the request to de-register an individual subscriber.

The following states shall be used for ANF-ISIMM de-registration service:

- INVOKED: de-registration invoked;
- OPERATING: de-registration operation in progress.

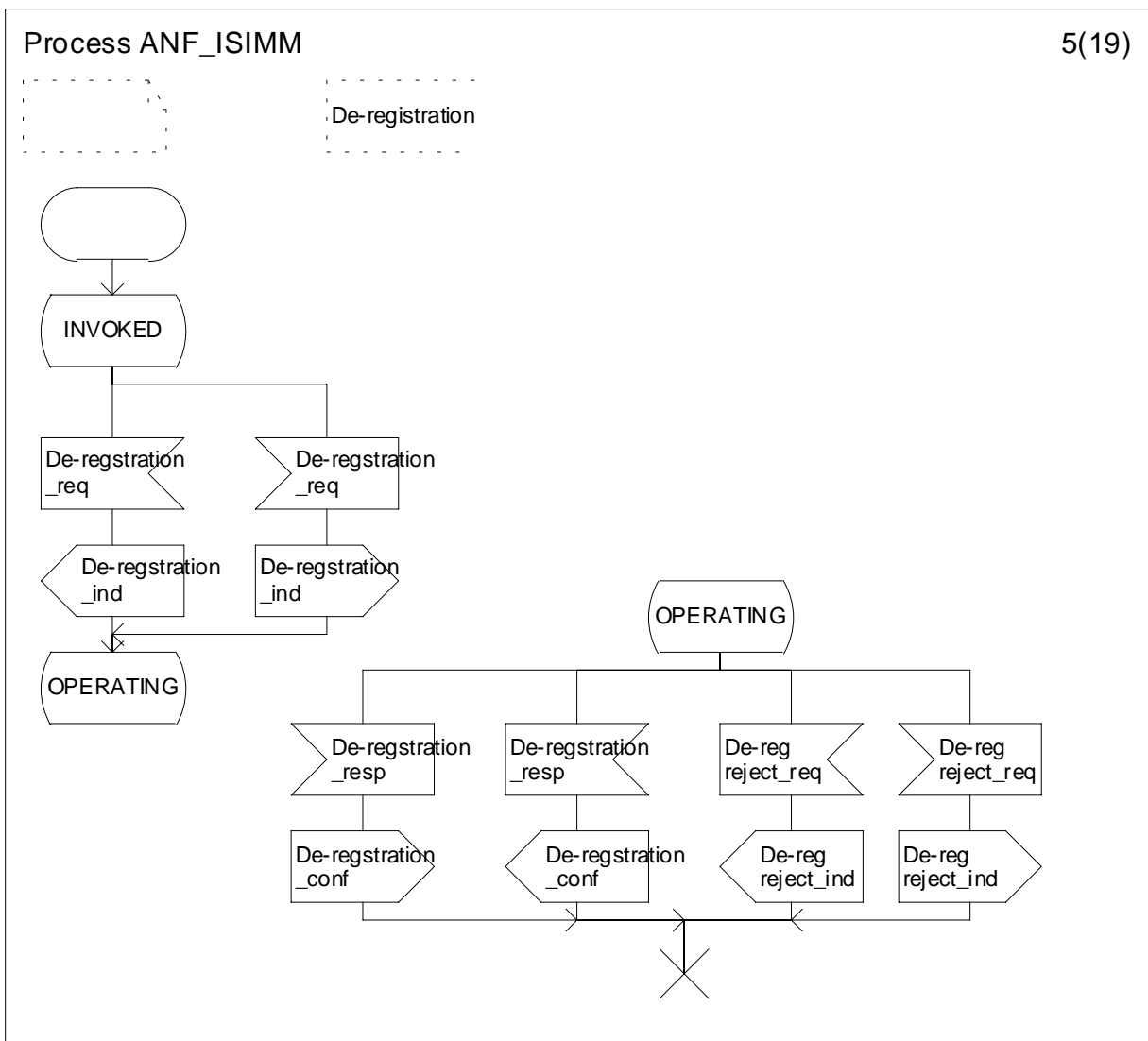


Figure 11: ANF-ISIMM de-registration service

## 10 Profile update service description (stage 1)

### 10.1 Service definition

The profile update service enables the home SwMI MM to update the basic migration profile to the visited SwMI where the individual subscriber is migrated or where the group is attached.

### 10.2 Service description

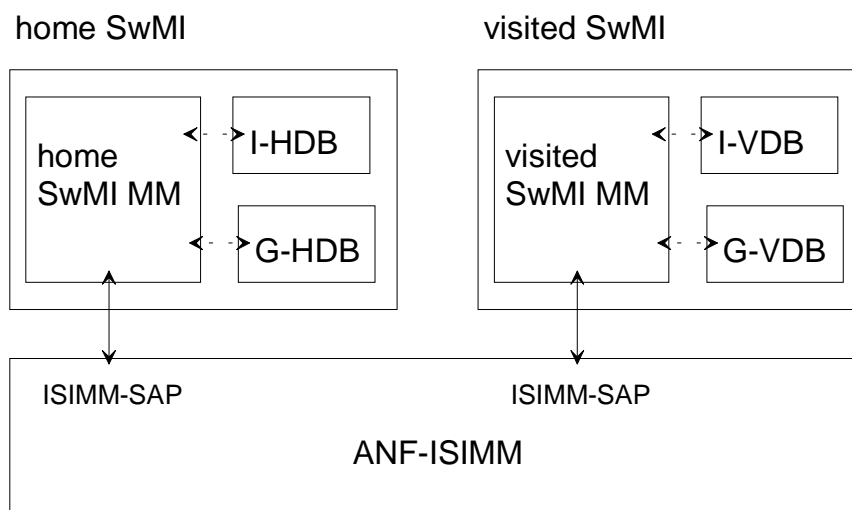
The profile update service is an optional service to SwMI MMs that support ANF-ISIMM. If supported, it shall be as defined in this clause.

The service shall allow the home SwMI MM to update the basic migration profile to the visited SwMI MM. The service shall be used in support of the migrated individual subscriber or of the group that is attached in the visited SwMI. The basic migration profile update may be done for an individual subscriber at any time while he is migrated in the visited SwMI MM or for a group at any time while the group is attached in the visited SwMI.

The visited SwMI MM may re-define the contents of the transported migration profiles. If the contents are changed the home SwMI MM shall be informed about it.

### 10.3 Service architecture

Figure 12 illustrates the service architecture of the profile update service.



NOTE: The arrows illustrate the information exchange routes of the service. In the case of a solid arrow, the information exchange is mandatory; in the case of a broken arrow, the information exchange is conditional. If the service is invoked against an individual subscriber the I-HDB and the I-VDB are involved; if against group the G-HDB and the G-VDB are involved.

**Figure 12: The service architecture of the profile update service**

### 10.4 Normal procedures

#### 10.4.1 Invocation

##### 10.4.1.1 Invocation criteria

The home SwMI MM shall invoke the profile update service if it wishes to update the basic migration profile of an individual subscriber of a group as follows:

- on behalf of an individual subscriber:
  - if the individual subscriber is migrated, i.e. his registration status in the I-HDB indicates "registered, migrated"; and

- the basic migration profile has been exchanged as part of the individual subscriber's migration in the visited SwMI, i.e. if the migration has taken place as case 2), 3a) or 3b) as defined in clause 6; or
- on behalf of a group:
  - the group is attached in the visited SwMI, i.e. the group attachment information in its G-HDB record or in at least one I-HDB record indicates "attached in visited SwMI MM"; and
  - the basic migration profile has been exchanged as part of the first group attachment in the visited SwMI as defined in clause 15.

NOTE: This service enables the home SwMI MM to update the service authorizations for a migrated individual subscriber or for a group attached in the visited SwMI MM, e.g. if the home SwMI MM has changed the authorizations; however, in order to be effective the changes need to be approved by the visited SwMI MM as when the migration profile update is made in conjunction with the migration service.

#### 10.4.1.2 Invocation of ANF-ISIMM

The home SwMI MM shall provide the visited SwMI MM with the updated original basic migration profile by sending the Profile update\_req to ANF-ISIMM. The primitive shall contain the following information:

NOTE 1: The term original basic migration profile is used for the basic profile which the home SwMI MM sends to the visited SwMI MM.

- a) ANF-ISIMM invoke id: the visited SwMI MM shall allocate a unique value to be used during the invocation and the operation of the service;
- b) ISSI or GSSI;
- c) following conditional element(s) present, shall be "Present" and indicate that the MNI of the group and the MNI of the visited SwMI MM follow this information in the primitive;
- d) MNI of the individual subscriber or of the group if parameter;
- e) MNI of the visited SwMI MM;
- f) profile type: the value shall be either "Individual" or "Group" indicating whether the included basic migration profile is that of an individual subscriber or of a group;
- g) basic migration profile (original): the original basic migration profile shall indicate the basic service profile that the home SwMI MM requests to be used for the individual subscriber or group in the visited SwMI. The profile shall be one of the following:
  - the entire replacement of the individual subscriber migration profile currently saved in the I-VDB: The contents of the original migration profile shall be as defined in subclause 6.5.2.2.1.1;
  - the entire replacement of the group migration profile currently saved in the G-VDB: The contents of the original migration profile shall be as defined in subclause 15.4.2.1.2.2;
  - one or more parameters in the currently saved individual subscriber migration profile shall be updated (but not the entire profile). The contents of the original migration profile shall be as follows:
    - profile status, shall be "Profile Update";

- point-to-point service, shall be one of the following:
  - undefined, indicating that the currently saved value shall not be changed;
  - supported; or
  - not supported;
- point-to-multipoint service, shall be one of the following:
  - undefined, indicating that the currently saved value shall not be changed;
  - supported; or
  - not supported;
- point-to-multipoint acknowledged service, shall be one of the following:
  - undefined, indicating that the currently saved value shall not be changed;
  - supported; or
  - not supported;
- point-to-multipoint broadcast service, shall be one of the following:
  - undefined, indicating that the currently saved value shall not be changed;
  - supported; or
  - not supported;
- speech service, shall be one of the following:
  - undefined, indicating that the currently saved value shall not be changed;
  - one of the supported services; or
  - not supported;
- circuit mode unprotected data service, shall be one of the following:
  - undefined, indicating that the currently saved value shall not be changed;
  - supported; or
  - not supported;
- circuit mode protected (low) data service, shall be either of the following:
  - undefined, indicating that the currently saved value shall not be changed;
  - supported; or
  - not supported;
- circuit mode protected (high) data service, shall be either of the following:
  - undefined, indicating that the currently saved value shall not be changed;
  - supported; or
  - not supported;
- interleaving depth, shall be as follows:
  - undefined, indicating that the currently saved value shall not be changed; or
  - no interleaving:
    - supported; or
    - not supported;
  - short interleaving depth = 1 shall be either of the following:
    - supported; or
    - not supported;

- medium interleaving depth = 4 shall be either of the following:
  - supported; or
  - not supported;
- long interleaving depth = 8 shall be either of the following:
  - supported; or
  - not supported;
- duplex service, shall be one of the following:
  - undefined, indicating that the currently saved value shall not be changed;
  - supported; or
  - not supported;
- CONS shall be one of the following:
  - undefined, indicating that the currently saved value shall not be changed;
  - supported; or
  - not supported;
- SCLNS shall be one of the following:
  - undefined, indicating that the currently saved value shall not be changed;
  - supported; or
  - not supported;
- IP service shall be one of the following:
  - undefined, indicating that the currently saved value shall not be changed;
  - supported; or
  - not supported;
- authentication service shall be one of the following:
  - undefined, indicating that the currently saved value shall not be changed;
  - supported; or
  - not supported;
- OTAR SCK generation service shall be one of the following:
  - undefined, indicating that the currently saved value shall not be changed;
  - supported; or
  - not supported;
- OTAR SCK delivery service shall be one of the following:
  - undefined, indicating that the currently saved value shall not be changed;
  - supported; or
  - not supported;
- AI encryption state list, shall indicate one of the following:
  - "Undefined" indicating that the currently saved value shall not be changed; or
  - all the AI encryption states that the individual subscriber may support (i.e. is able to and allowed to support) in the visited SwMI. The possible supported states are the following:
    - 1;
    - 2;
    - 3a; and
    - 3b;

the values are defined in ETS 300 392-7 [5], subclause 6.1.5.1, and they indicate e.g. the type of the supported encryption keys for the individual subscriber, if any. In addition, the values 2, 3a and 3b shall imply that the AI encryption is supported for the individual subscriber for the circuit mode speech and data services, SDS, CONS, SCLNS and IP service;

- end-to-end encryption shall be one of the following:
  - undefined, indicating that the currently saved value shall not be changed;
  - supported; or
  - not supported;

the value supported shall mean that the end-to-end encryption may be used. The end-to-end encryption is applicable for the circuit mode speech and data services. The use of the end-to-end encryption shall be determined on the invocation of each service instance, when the call is invoked;

- number of SS-information: shall be a value from 0 to 32 and indicate the number of following SS-information elements;
- conditionally: SS-information, element shall be present as many times as indicated by the "Number of SS-information" element. One information element shall define one supplementary service. The information element shall contain the following two sub-elements:
  - SS-type: shall identify a TETRA supplementary service, see subclause 34.2.86;
  - SS-status: shall indicate if the supplementary service indicated in the first sub-element is supported or not for the individual subscriber, and if supported whether the original SS-migration profile will be sent to the visited SwMI MM. The element shall have one of the following:
    - not supported: shall indicate that the supplementary service is not supported;
    - supported, with original SS-migration profile: shall indicate that the supplementary service is supported with the corresponding original SS-migration profile (i.e. the original SS-migration profile will be sent in the following SS-profile update\_req); or
    - supported, without original SS-migration profile: without original SS-migration profile: shall indicate that the supplementary service is supported without the corresponding original SS-migration profile;

the SS-information shall be an amendment to the currently saved SS-information, if the following Default SS-information is not sent; the SS-information shall replace the currently saved SS-information (in the VDB record) with the following Default SS-information if the latter is sent;

NOTE 2: In addition, the Profile status type "Profile replacement" may be used to replace all the existing SS-information in the VDB.

- optionally: default SS-information. If included, shall be one of the following:
  - shall not be supported: shall indicate that the TETRA supplementary services that are not listed in the SS-information elements shall not be supported for the individual subscriber; or
  - shall be supported: shall indicate that the TETRA supplementary services that are not listed in the SS-information elements may be supported for the individual subscriber;

if the Default SS-information is included that shall either alone or with the SS-information, if included, replace the existing SS-information in the VDB;

- optionally: SDS profile. If included, shall be used to indicate "Supported" or "Not supported" for each of the following SDS sub-elements:
  - pre-defined short message;
  - user defined short message;
    - user defined Data 1;
    - user defined Data 2;
    - user defined Data 3; and
    - user defined Data 4;
- optionally: advanced link, shall be either:
  - undefined, indicating that the currently saved value shall not be changed;
  - supported; or
  - not supported;
- optionally: maximum number of timeslots, shall be one of the following:
  - up to one slot;
  - up to two slots;
  - up to three slots; or
  - up to four slots;
- optionally: call time-out timer (T310), shall be one of the following:
  - 30 seconds;
  - 45 seconds;
  - 60 seconds;
  - 2 minutes;
  - 3 minutes;
  - 4 minutes;
  - 5 minutes;
  - 6 minutes;
  - 8 minutes;
  - 10 minutes;
  - 12 minutes;
  - 15 minutes;
  - 20 minutes; or
  - 30 minutes;
- optionally: call time-out set-up phase timer (T301), shall be one of the following:
  - 1 second;
  - 2 seconds;
  - 5 seconds;
  - 10 seconds;
  - 20 seconds;
  - 30 seconds; or
  - 60 seconds;
- optionally: group information, the information element may be repeated. One information element shall specify the relationship between the individual subscriber and the indicated group. One information element shall contain the following sub-elements:
  - GSSI of the group, the MNI of the group shall be that of the individual subscriber. The individual subscriber is a member of the group and that he is allowed to attach to the group;



- subscriber status, shall indicate one of the following:
  - not important subscriber; or
  - important subscriber;
- class of usage: shall have a value from 0 to 7, see ETS 300 392-2 [1], subclause 16.10.6; and
- optionally: proprietary information. The contents of the proprietary information is outside the scope of this ETS;
- if the element is included, it shall be an amendment to the existing Group information that is saved in the individual subscriber's VDB record;

NOTE 3: The Profile status type "Profile replacement" may be used to replace all the existing Group information in the VDB.

- optionally: proprietary information. The contents of the proprietary information is outside the scope of this ETS;
- the optional information may be included if the home SwMI MM requests support for the corresponding service or feature;
- one or more parameters in the currently saved group profile shall be updated (but not the entire profile). The contents of the original migration profile shall be as follows:
  - profile status, shall be "Profile Update";
  - point-to-multipoint service, shall be one of the following:
    - undefined, indicating that the currently saved value shall not be changed;
    - supported; or
    - not supported;
  - point-to-multipoint acknowledged service, shall be one of the following:
    - undefined, indicating that the currently saved value shall not be changed;
    - supported; or
    - not supported;
  - point-to-multipoint broadcast service, shall be one of the following:
    - undefined, indicating that the currently saved value shall not be changed;
    - supported; or
    - not supported;
  - speech service, shall be one of the following:
    - undefined, indicating that the currently saved value shall not be changed;
    - one or more of the supported services; or
    - not supported;
  - circuit mode unprotected data service, shall be one of the following:
    - undefined, indicating that the currently saved value shall not be changed;
    - supported; or
    - not supported;
  - circuit mode protected (low) data service, shall be either of the following:
    - undefined, indicating that the currently saved value shall not be changed;
    - supported; or
    - not supported;

- circuit mode protected (high) data service, shall be either of the following:
  - undefined, indicating that the currently saved value shall not be changed;
  - supported; or
  - not supported;
- interleaving depth, shall be as follows:
  - undefined, indicating that the currently saved value shall not be changed; or
  - no interleaving:
    - supported; or
    - not supported;
  - short interleaving depth = 1 shall be either of the following:
    - supported; or
    - not supported;
  - medium interleaving depth = 4 shall be either of the following:
    - supported; or
    - not supported;
  - long interleaving depth = 8 shall be either of the following:
    - supported; or
    - not supported;
- SCLNS shall be one of the following:
  - undefined, indicating that the currently saved value shall not be changed;
  - supported; or
  - not supported;
- IP service shall be one of the following:
  - undefined, indicating that the currently saved value shall not be changed;
  - supported; or
  - not supported;
- AI encryption state list, shall indicate one of the following:
  - "Undefined" indicating that the currently saved value shall not be changed; or
  - all the AI encryption states that the group may support (i.e. is able to and allowed to support) in the visited SwMI. The possible supported states are the following:
    - 1;
    - 2;
    - 3a; and
    - 3b;

the values are defined in ETS 300 392-7 [5], subclause 6.1.5.1, and they indicate e.g. the type of the supported encryption keys for the group, if any. In addition, the values 2, 3a and 3b shall imply that the AI encryption is supported for the group for the circuit mode speech and data services, SDS, CONS, SCLNS and IP service;

- end-to-end encryption shall be one of the following:
  - undefined, indicating that the currently saved value shall not be changed;
  - supported; or
  - not supported;
- the value supported shall mean that the end-to-end encryption may be used. The end-to-end encryption is applicable for the circuit mode speech and data services. The use of the end-to-end encryption shall be determined on the invocation of each service instance, when the call is invoked;
- group attachment/detachment, shall be one of the following:
  - undefined, indicating that the currently saved value shall not be changed;
  - first group attachment and last group detachment;
  - important user group attachment shall be sent to home SwMI; or
  - every group attachment shall be sent to home SwMI;
- number of SS-information: shall be a value from 0 to 32 and indicate the number of following SS-information elements;
- conditionally: SS-information, element shall be present as many times as indicated by the "Number of SS-information" element. One information element shall define one supplementary service. The information element shall contain the following two sub-elements:
  - SS-type: shall identify a TETRA supplementary service, see subclause 33.2.86;
  - SS-status: Shall indicate if the supplementary service indicated in the first sub-element is supported or not for the individual subscriber, and if supported whether the original SS-migration profile will be sent to the visited SwMI MM. The element shall have one of the following:
    - not supported: shall indicate that the supplementary service is not supported;
    - supported, with original SS-migration profile: shall indicate that the supplementary service is supported with the corresponding original SS-migration profile (i.e. the original SS-migration profile will be sent in a SS-profile update\_req); or
    - supported, without original SS-migration profile: without original SS-migration profile: shall indicate that the supplementary service is supported without the corresponding original SS-migration profile;
- the SS-information shall be an amendment to the currently saved SS-information, if the following Default SS-information is not sent; the SS-information shall replace the currently saved SS-information (in the VDB record) with the following Default SS-information if the latter is sent;

NOTE 4: In addition, the Profile status type "Profile replacement" may be used to replace all the existing SS-information in the VDB.

- optionally: default SS-information. If included, shall be one of the following:
  - shall not be supported: shall indicate that the TETRA supplementary services that are not listed in the SS-information elements shall not be supported for the group; or
  - shall be supported: shall indicate that the TETRA supplementary services that are not listed in the SS-information elements may be supported for the group;
- if the Default SS-information is included that shall either alone or with the SS-information, if included, replace the existing SS-information in the VDB;
- optionally: SDS profile. If included, shall be used to indicate "Supported" or "Not supported" for each of the following SDS sub-elements:
  - pre-defined short message;
  - user defined short message;
  - user defined Data 1;
  - user defined Data 2;
  - user defined Data 3; and
  - user defined Data 4;
- optionally: advanced link, shall be either:
  - undefined, indicating that the currently saved value shall not be changed;
  - supported; or
  - not supported;
- optionally: maximum number of timeslots, shall be one of the following:
  - up to one slot;
  - up to two slots;
  - up to three slots; or
  - up to four slots;
- optionally: call time-out timer (T310), shall be one of the following:
  - 30 seconds;
  - 45 seconds;
  - 60 seconds;
  - 2 minutes;
  - 3 minutes;
  - 4 minutes;
  - 5 minutes;
  - 6 minutes;
  - 8 minutes;
  - 10 minutes;
  - 12 minutes;
  - 15 minutes;
  - 20 minutes; or
  - 30 minutes;
- optionally: call time-out set-up phase timer (T301), shall be one of the following:
  - 1 second;
  - 2 seconds;
  - 5 seconds;
  - 10 seconds;
  - 20 seconds;
  - 30 seconds; or
  - 60 seconds;

- optionally: group priority, if included, shall indicate an internally defined priority to be used within the visited SwMI. It shall be used in the call set up in addition to the call priority element:
  - no priority;
  - low priority;
  - normal priority;
  - high priority; or
  - emergency priority;

NOTE 5: This priority is not related to the AI call priority.

- optionally: subscriber information, the information element may be repeated. One information element shall specify the relationship between the group and the indicated individual subscriber. One information element shall contain the following sub-elements:
  - ISSI of the individual subscriber, the MNI of the individual subscriber shall be that of the group. The individual subscriber is a member of the group and that he may attach to it;
  - subscriber status, shall indicate one of the following:
    - not important subscriber; or
    - important subscriber;
  - class of usage: shall have a value from 0 to 7, see ETS 300 392-2 [1], subclause 16.10.6; and
  - optionally: proprietary information. The contents of the proprietary information is outside the scope of this ETS;
 

if included, the subscriber information shall be an amendment to the currently saved subscriber information;
  - optionally: any type 3 elements as defined in this ETS;

- h) optionally: proprietary information. The contents of the proprietary information is outside the scope of this ETS.

#### 10.4.2 Operation

Upon receipt of the Profile update\_ind (containing the same information as the corresponding Profile update\_req) from ANF-ISIMM, the visited SwMI MM shall verify that:

- if the profile update service is invoked against an individual subscriber that the individual subscriber's registration status in the I-VDB indicates "registered, migrated"; or
- if the profile update service is invoked against a group subscriber that is attached in the visited SwMI, i.e. of which the group attachment information in its G-VDB record or in at least one I-VDB record indicates "attached in visited SwMI MM".

Then, the visited SwMI MM shall create the basic migration profile as requested either for the migrated individual subscriber or for the group. The profile shall define the individual subscriber's or group's service authorization in the visited SwMI. The visited SwMI MM shall create the basic migration profile in one of the following ways:

- the original migration profile shall be used as received from the home SwMI MM, i.e. the services are supported for the individual subscriber or group as requested by the home SwMI;

- the temporary migration profile shall be created and used while the individual subscriber is migrated or group is attached in the visited SwMI MM. In this case the visited SwMI MM does not offer services for the individual subscriber or group as proposed by the home SwMI MM but creates a temporary profile that shall be used instead. The reason for creating the temporary migration profile may be e.g. that the visited SwMI MM cannot support the services as requested by the home SwMI MM or that the visited SwMI MM restricts the use of its services for migrated individual subscribers or their groups.

NOTE 1: The term temporary basic migration profile is used for the basic profile which the visited SwMI MM sends to the home SwMI MM.

The visited SwMI MM shall save the created migration profile to the individual subscriber's I-VDB record or to the group's G-VDB record and it shall replace the previous migration profile.

The visited SwMI MM shall provide the home SwMI MM with the created basic migration profile information by sending the Profile update\_resp to ANF-ISIMM. The primitive shall contain the following information:

- a) ANF-ISIMM invoke id: the value shall be the same as in the received Profile update\_ind;
- b) ISSI or GSSI;
- c) profile type: the value shall be either "Individual subscriber" or "Group" indicating whether the included basic migration profile is that of an individual subscriber or of a group;
- d) basic migration profile info: shall indicate whether the original basic migration profile was accepted as received or whether the temporary basic migration profile was created. If the temporary migration profile was created, the contents shall be included in the primitive:

- the contents of the individual subscriber temporary migration profile shall be as follows:

- profile status, shall be "Profile Response";
- point-to-point service, shall be one of the following:
  - undefined, indicating that the currently saved value shall not be changed;
  - supported; or
  - not supported;
- point-to-multipoint service, shall be one of the following:
  - undefined, indicating that the currently saved value shall not be changed;
  - supported; or
  - not supported;
- point-to-multipoint acknowledged service, shall be one of the following:
  - undefined, indicating that the currently saved value shall not be changed;
  - supported; or
  - not supported;
- point-to-multipoint broadcast service, shall be one of the following:
  - undefined, indicating that the currently saved value shall not be changed;
  - supported; or
  - not supported;
- speech service, shall be one of the following:
  - undefined, indicating that the currently saved value shall not be changed;
  - one or more of the supported services; or
  - not supported;

- circuit mode unprotected data service, shall be one of the following:
  - undefined, indicating that the currently saved value shall not be changed;
  - supported; or
  - not supported;
- circuit mode protected (low) data service, shall be either of the following:
  - undefined, indicating that the currently saved value shall not be changed;
  - supported; or
  - not supported;
- circuit mode protected (high) data service, shall be either of the following:
  - undefined, indicating that the currently saved value shall not be changed;
  - supported; or
  - not supported;
- interleaving depth, shall be as follows:
  - undefined, indicating that the currently saved value shall not be changed; or
  - no interleaving;
    - supported; or
    - not supported;
  - short interleaving depth = 1 shall be either of the following:
    - supported; or
    - not supported;
  - medium interleaving depth = 4 shall be either of the following:
    - supported; or
    - not supported;
  - long interleaving depth = 8 shall be either of the following:
    - supported; or
    - not supported;
- duplex service, shall be one of the following:
  - undefined, indicating that the currently saved value shall not be changed;
  - supported; or
  - not supported;
- CONS shall be one of the following:
  - undefined, indicating that the currently saved value shall not be changed;
  - supported; or
  - not supported;
- SCLNS shall be one of the following:
  - undefined, indicating that the currently saved value shall not be changed;
  - supported; or
  - not supported;

- IP service shall be one of the following:
  - undefined, indicating that the currently saved value shall not be changed;
  - supported; or
  - not supported;
- authentication service shall be one of the following:
  - undefined, indicating that the currently saved value shall not be changed;
  - supported; or
  - not supported;
- OTAR SCK generation service shall be one of the following:
  - undefined, indicating that the currently saved value shall not be changed;
  - supported; or
  - not supported;
- OTAR SCK delivery service shall be one of the following:
  - undefined, indicating that the currently saved value shall not be changed;
  - supported; or
  - not supported;
- AI encryption state list, shall indicate one of the following:
  - "Undefined" indicating that the currently saved value shall not be changed; or
  - the supported AI encryption state for the individual subscriber. The possible supported state shall be one of the following:
    - 1;
    - 2;
    - 3a; and
    - 3b;
- the values are defined in ETS 300 392-7 [5], subclause 6.1.5.1, and they indicate e.g. the type of the supported encryption keys for the individual subscriber, if any. In addition, the values 2, 3a and 3b shall imply that the AI encryption is supported for the individual subscriber for the circuit mode speech and data services, SDS, CONS, SCLNS and IP service;
- end-to-end encryption shall be one of the following:
  - undefined, indicating that the currently saved value shall not be changed;
  - supported; or
  - not supported;
- the value supported shall mean that the end-to-end encryption may be used. The end-to-end encryption is applicable for the circuit mode speech and data services. The use of the end-to-end encryption shall be determined on the invocation of each service instance, when the call is invoked;
- number of SS-information: shall be a value from 0 to 32 and indicate the number of following SS-information elements;
- conditionally: SS-information, element shall be present as many times as indicated by the "Number of SS-information" element. One information element shall define one supplementary service. The information element shall contain the following two sub-elements:
  - SS-type: shall identify a TETRA supplementary service, see subclause 34.2.86;



- SS-response status: shall indicate if the supplementary service is supported or not for the individual subscriber. The element shall be either of the following:
  - not supported: shall indicate that the supplementary service is not supported;
  - supported: shall indicate that the supplementary service is supported;
- if the SS-migration profile is required for the supplementary service, the home SwMI MM shall send the profile in a SS-profile update\_req to the visited SwMI or the supplementary service is not supported despite of the value of the SS-response status element;
- optionally: default SS-information. If included, shall be one of the following:
  - shall not be supported: shall indicate that the TETRA supplementary services that are not listed in the SS-information elements shall not be supported for the individual subscriber; or
  - shall be supported: shall indicate that the TETRA supplementary services that are not listed in the SS-information elements may be supported for the individual subscriber;
- if the Default SS-information is included it shall either alone or with the SS-information, if included in the primitive, replace the existing SS-information in the VDB;
- optionally: SDS profile. If included, shall be used to indicate "Supported" or "Not supported" for each of the following SDS sub-elements:
  - pre-defined short message;
  - user defined short message;
  - user defined Data 1;
  - user defined Data 2;
  - user defined Data 3; and
  - user defined Data 4;
- optionally: advanced link, shall be either:
  - supported; or
  - not supported;
- optionally: maximum number of timeslots, shall be one of the following:
  - up to one slot;
  - up to two slots;
  - up to three slots; or
  - up to four slots;
- optionally: call time-out timer (T310), shall be one of the following:
  - 30 seconds;
  - 45 seconds;
  - 60 seconds;
  - 2 minutes;
  - 3 minutes;
  - 4 minutes;
  - 5 minutes;

- 6 minutes;
  - 8 minutes;
  - 10 minutes;
  - 12 minutes;
  - 15 minutes;
  - 20 minutes; or
  - 30 minutes;
- optionally: call time-out set-up phase timer (T301), shall be one of the following:
    - 1 second;
    - 2 seconds;
    - 5 seconds;
    - 10 seconds;
    - 20 seconds;
    - 30 seconds; or
    - 60 seconds;
  - optionally: group information, the information element may be repeated. One information element shall specify the relationship between the individual subscriber and the indicated group. One information element shall contain the following sub-elements:
    - GSSI of the group, the MNI of the group shall be that of the individual subscriber. The individual subscriber is a member of the group and that he is allowed to attach to the group;
    - subscriber status, shall indicate one of the following:
      - not important subscriber; or
      - important subscriber;
    - class of usage: shall have a value from 0 to 7, see ETS 300 392-2 [1], subclause 16.10.6; and
    - optionally: proprietary information. The contents of the proprietary information is outside the scope of this ETS;
  - if the element is included, it shall be an amendment to the existing Group information that is saved in the individual subscriber's VDB record;

NOTE 2: The Profile status type "Profile replacement" may be used to replace all the existing Group information in the VDB.

- optionally: proprietary information. The contents of the proprietary information is outside the scope of this ETS;
- the value "Undefined" may be used for a parameter only if the corresponding parameter in the received Profile update\_ind had the value "Undefined";
- the contents of the group temporary migration profile shall be as follows:
  - profile status, shall be "Profile Response";
  - point-to-multipoint service, shall be one of the following:
    - undefined, indicating that the currently saved value shall not be changed;
    - supported; or
    - not supported;

- point-to-multipoint acknowledged service, shall be one of the following:
  - undefined, indicating that the currently saved value shall not be changed;
  - supported; or
  - not supported;
- point-to-multipoint broadcast service, shall be one of the following:
  - undefined, indicating that the currently saved value shall not be changed;
  - supported; or
  - not supported;
- speech service, shall be one of the following:
  - undefined, indicating that the currently saved value shall not be changed;
  - one or more of the supported services; or
  - not supported;
- circuit mode unprotected data service, shall be one of the following:
  - undefined, indicating that the currently saved value shall not be changed;
  - supported; or
  - not supported;
- circuit mode protected (low) data service, shall be either of the following:
  - undefined, indicating that the currently saved value shall not be changed;
  - supported; or
  - not supported;
- circuit mode protected (high) data service, shall be either of the following:
  - undefined, indicating that the currently saved value shall not be changed;
  - supported; or
  - not supported;
- interleaving depth, shall be as follows:
  - undefined, indicating that the currently saved value shall not be changed; or
  - no interleaving;
    - supported; or
    - not supported;
  - short interleaving depth = 1 shall be either of the following:
    - supported; or
    - not supported;
  - medium interleaving depth = 4 shall be either of the following:
    - supported; or
    - not supported;
  - long interleaving depth = 8 shall be either of the following:
    - supported; or
    - not supported;
- SCLNS shall be one of the following:

- undefined, indicating that the currently saved value shall not be changed;
  - supported; or
  - not supported;
- IP service shall be one of the following:
    - undefined, indicating that the currently saved value shall not be changed;
    - supported; or
    - not supported;
- AI encryption state list, shall indicate one of the following:
    - "Undefined" indicating that the currently saved value shall not be changed; or
    - all the AI encryption states that the group may support (i.e. is able to and allowed to support) in the visited SwMI. The possible supported states are the following:
      - 1;
      - 2;
      - 3a; and
      - 3b;
- the values are defined in ETS 300 392-7 [5], subclause 6.1.5.1, and they indicate e.g. the type of the supported encryption keys for the group, if any. In addition, the values 2, 3a and 3b shall imply that the AI encryption is supported for the group for the circuit mode speech and data services, SDS, CONS, SCLNS and IP service;
- end-to-end encryption shall be one of the following:
    - undefined, indicating that the currently saved value shall not be changed;
    - supported; or
    - not supported;
- the value supported shall mean that the end-to-end encryption may be used. The end-to-end encryption is applicable for the circuit mode speech and data services. The use of the end-to-end encryption shall be determined on the invocation of each service instance, when the call is invoked;
- group attachment/detachment, shall be one of the following:
    - undefined, indicating that the currently saved value shall not be changed;
    - first group attachment and last group detachment;
    - important user group attachment shall be sent to home SwMI; or
    - every group attachment shall be sent to home SwMI;
- number of SS-information: shall be a value from 0 to 32 and indicate the number of following SS-information elements;
- conditionally: SS-information, element shall be present as many times as indicated by the "Number of SS-information" element. One information element shall define one supplementary service. The information element shall contain the following two sub-element:
    - SS-type: shall identify a TETRA supplementary service, see subclause 33.2.86;
    - SS-response status: Shall indicate if the supplementary service is supported or not for the individual subscriber. The element shall be either of the following:
      - not supported: shall indicate that the supplementary service is not supported;
      - supported: shall indicate that the supplementary service is supported;

- if the SS-migration profile is required for the supplementary service, the home SwMI MM shall send the profile in a SS-profile update\_req to the visited SwMI or the supplementary service is not supported despite of the value of the SS-response status element;
- optionally: default SS-information. If included, shall be one of the following:
  - shall not be supported: shall indicate that the TETRA supplementary services that are not listed in the SS-information elements shall not be supported for the group; or
  - shall be supported: shall indicate that the TETRA supplementary services that are not listed in the SS-information elements may be supported for the group;
- if the Default SS-information is included that shall either alone or with the SS-information, if included, replace the existing SS-information in the VDB;
- optionally: SDS profile. If included, shall be used to indicate "Supported" or "Not supported" for each of the following SDS sub-elements:
  - pre-defined short message;
  - user defined short message;
  - user defined Data 1;
  - user defined Data 2;
  - user defined Data 3; and
  - user defined Data 4;
- optionally: advanced link, shall be either:
  - undefined, indicating that the currently saved value shall not be changed;
  - supported; or
  - not supported;
- optionally: maximum number of timeslots, shall be one of the following:
  - up to one slot;
  - up to two slots;
  - up to three slots; or
  - up to four slots;
- optionally: call time-out timer (T310), shall be one of the following:
  - 30 seconds;
  - 45 seconds;
  - 60 seconds;
  - 2 minutes;
  - 3 minutes;
  - 4 minutes;
  - 5 minutes;
  - 6 minutes;
  - 8 minutes;
  - 10 minutes;
  - 12 minutes;
  - 15 minutes;
  - 20 minutes; or
  - 30 minutes;
- optionally: call time-out set-up phase timer (T301), shall be one of the following:
  - 1 second;
  - 2 seconds;
  - 5 seconds;
  - 10 seconds;

- 20 seconds;
- 30 seconds; or
- 60 seconds;
  
- optionally: group priority, if included, shall indicate an internally defined priority to be used within the Visited SwMI. It shall be used in the call set up in addition to the call priority element:
  - no priority;
  - low priority;
  - normal priority;
  - high priority; or
  - emergency priority;

NOTE 3: This priority is not related to the AI call priority.

- optionally: subscriber information, the information element may be repeated. One information element shall specify the relationship between the group and the indicated individual subscriber. One information element shall contain the following sub-elements:
    - ISSI of the individual subscriber, the MNI of the individual subscriber shall be that of the group. The individual subscriber is a member of the group and that he may attach to it;
    - subscriber status, shall indicate one of the following:
      - not important subscriber; or
      - important subscriber;
    - class of usage: shall have a value from 0 to 7, see ETS 300 392-2 [1], subclause 16.10.6; and
    - optionally: proprietary information. The contents of the proprietary information is outside the scope of this ETS;
  - if included, the subscriber information shall be an amendment to the currently saved subscriber information;
  - optionally: any type 3 elements as defined in this ETS;
  - the value "Undefined" may be used for a parameter only if the corresponding parameter in the received Profile update\_ind had the value "Undefined";
- e) optionally: proprietary information. The contents of the proprietary information is outside the scope of this ETS.

Upon receipt of the Profile update\_conf (containing the same information as the corresponding Profile update\_resp) from ANF-ISIMM, the home SwMI MM shall verify that the ANF-ISIMM invoke id is correct in the received primitive, i.e. the value is the same as in the sent Profile update\_req.

NOTE 4: If the home SwMI may de-register the individual subscriber due to the temporary basic migration profile information by using the de-registration service as defined in clause 9.

Then, the home SwMI MM may save the temporary basic migration profile in the I-HDB or the G-HDB. The saving and use of the temporary basic migration profile is optional in the home SwMI.

Then, the home SwMI MM shall become idle.

## 10.5 Exceptional operation

This subclause defines the exceptional procedures that shall be applied if the normal operation of the profile update service fails. These exceptional procedures may be overridden by exceptional procedures that are included in an additional agreement which is made between the SwMI operators, see note 1.

- NOTE 1: The contents of the additional agreements and their applicability in different situations are outside the scope of this ETS.
- NOTE 2: All exceptional procedures that are applied within one SwMI are outside the scope of this ETS. Such exceptional procedures are e.g. exceptional procedures if the service cannot be invoked or continued over the ISI or of the group or if there is no inter-TETRA connection permanently or temporarily available to the peer SwMI MM etc.

Generally, if the Profile update\_resp and the Profile update\_conf have been exchanged between the home and the visited SwMI MMs the database updates as defined under normal operation shall be completed. However, if the service fails before the exchange of the Profile update\_resp and the Profile update\_conf the following shall take place:

- the service related database actions shall be cancelled in the I-VDB and I-HDB (if the service is invoked against an ISSI) or in the G-VDB and G-HDB (if the service is invoked against a GSSI); and
- the visited SwMI MM shall send the Profile reject\_req to the ANF-ISIMM which shall deliver the corresponding Profile reject\_ind to the home SwMI MM, if possible.

The Profile reject\_req (and the corresponding Profile reject\_ind) shall contain the following information:

- a) ANF-ISIMM invoke id: the value shall be the same as in the received Profile update\_ind;
- b) ISSI or GSSI;
- c) profile rejection cause, which shall be one of the following:
  - unknown error: a generic error cause, which shall be used when the other error causes are not applicable;
  - unknown subscriber;
  - unknown SwMI;
  - temporary error;
  - service not supported, e.g. service not supported for the subscriber, for his fleet;
  - failed migration profile reception; or
  - SS-migration profile not applicable; and
- d) optionally: proprietary information. The contents of the proprietary information is outside the scope of this ETS.

The home SwMI MM may re-invoke the service until the service is successfully completed.

- NOTE 3: The home SwMI MM may invoke the de-registration as defined in clause 9 to de-register the migrated individual subscriber e.g. if the profile update service fails.

## 10.6 Dynamic description

Figure 13 contains the dynamic description of the profile update service as provided by the ANF-ISIMM.

The dynamic description is given using the SDL conventions as defined in ITU-T Recommendation Z.100 [9]. In addition, the following conventions are used:

- the input signals from the left and output signals to the left represent primitives from and to the home SwMI;
- the input signals from the right and output signals to the right represent primitives from and to the visited SwMI.

The following service primitives shall be applicable for the profile update service:

- profile reject\_req and Profile reject\_ind, the information contents of the primitives are as defined in this clause. The primitives shall be used to reject the individual subscriber's or group's basic migration profiles;
- profile update\_req and Profile update\_ind, the information contents of the primitives are as defined in this clause. The primitives shall be used to provide the visited SwMI MM with the individual subscriber's or group's basic migration profile; and
- profile update\_resp and Profile update\_conf, the information contents of the primitives are as defined in this clause. The primitives shall be used to acknowledge the individual subscriber's or group's basic migration profile and may be used to provide the home SwMI MM with the temporary basic migration profile.

The following states shall be used for ANF-ISIMM profile update service:

- INVOKED: profile update service invoked;
- OPERATING: profile update service operation is in progress.

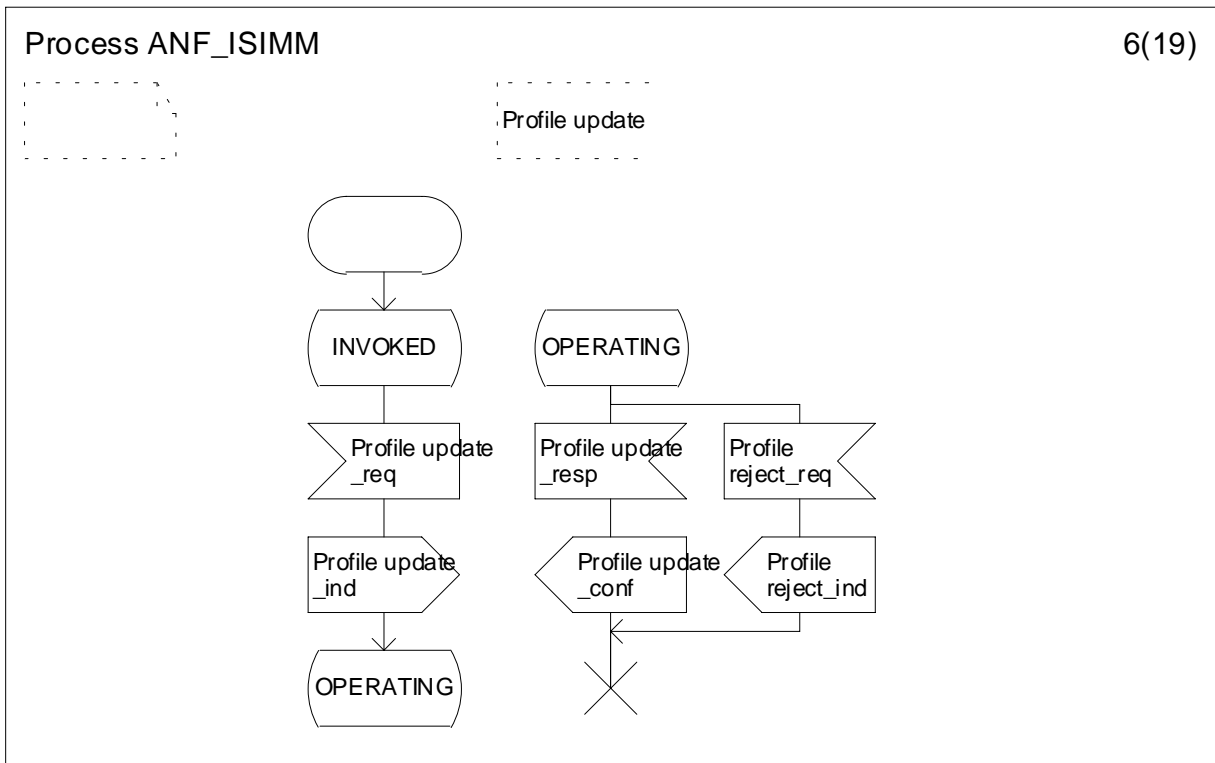


Figure 13: ANF-ISIMM profile update service

## 11 SS-profile update service description (stage 1)

### 11.1 Service definition

The SS-profile update service enables the home SwMI MM to update the SS-migration profiles to the visited SwMI in which the individual subscriber is migrated or in which the group is attached.

### 11.2 Service description

The SS-profile update service is an optional service to SwMI MMs that support ANF-ISIMM. If supported, it shall be as defined in this clause.

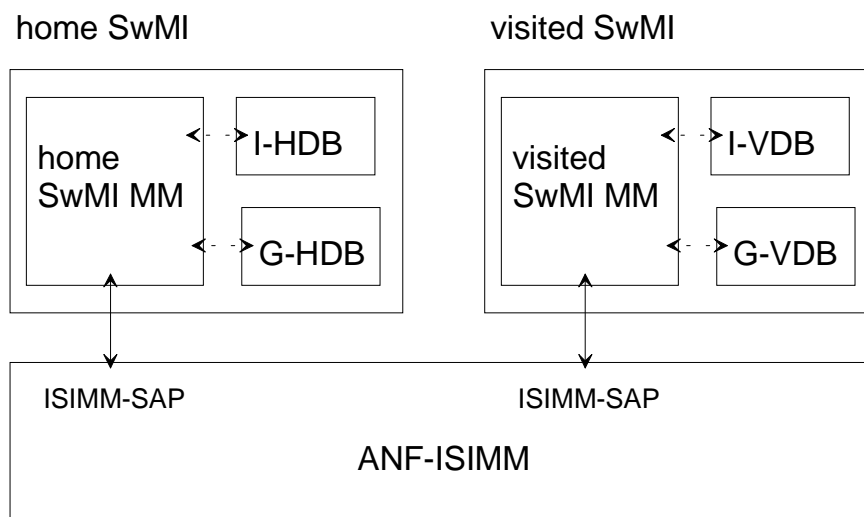


The service shall allow the home SwMI MM to update one or more SS-migration profile(s) to the visited SwMI MM. The service shall be used in support of the migrated individual subscriber or of the group that is attached in the visited SwMI. The SS-migration profile update may be done for an individual subscriber at any time while he is migrated in the visited SwMI or for a group at any time while the group is attached in the visited SwMI.

The visited SwMI MM may re-define the contents of the transported SS-migration profile(s). If the contents are changed the home SwMI MM shall be informed about it.

### 11.3 Service architecture

Figure 14 illustrates the service architecture of the SS-profile update service.



NOTE: The arrows illustrate the information exchange routes of the service. In the case of a solid arrow, the information exchange is mandatory; in the case of a broken arrow, the information exchange is conditional. If the service is invoked against an individual subscriber the I-HDB and the I-VDB are involved; if against group the G-HDB and the G-VDB are involved.

**Figure 14: The service architecture of the SS-profile update service**

### 11.4 Normal procedures

#### 11.4.1 Invocation

##### 11.4.1.1 Invocation criteria

The home SwMI MM shall invoke the SS-profile update service if it wishes to update one or more SS-migration profile(s) of an individual subscriber of a group as follows:

- on behalf of an individual subscriber:
  - if the individual subscriber is migrated, i.e. his registration status in the I-HDB indicates "registered, migrated"; and
  - if the basic migration profile has been exchanged as part of the individual subscriber's migration in the visited SwMI, i.e. if the migration has taken place as case 2), 3a) or 3b) as defined in clause 6; or
  - if the corresponding supplementary service is supported for the migrated individual subscriber and if the SS-migration profile is applicable for the supplementary service as defined in the corresponding subpart of ETS 300 392-12 [4]; or

- on behalf of a group:
  - the group is attached in the visited SwMI, i.e. the group attachment information in its G-HDB record or in at least one I-HDB record indicates "attached in visited SwMI MM"; and
  - the basic migration profile has been exchanged as part of the first group attachment in the visited SwMI as defined in clause 15; or
  - if the corresponding supplementary service is supported for the group in the visited SwMI and if the SS-migration profile is applicable for the supplementary service as defined in the corresponding subpart of ETS 300 392-12 [4].

NOTE: This service enables the home SwMI MM to update the service authorizations for a migrated individual subscriber or for a group attached in the visited SwMI MM, e.g. if the home SwMI MM has changed the authorizations; however, in order to be effective the changes need to be approved by the visited SwMI MM as when the migration profile update is made in conjunction with the migration service.

#### 11.4.1.2 Invocation of ANF-ISIMM

The home SwMI MM shall send the original SS-migration profile(s) to ANF-ISIMM by using the SS-profile update\_req. The primitive shall contain the following information:

- a) ANF-ISIMM invoke id: the visited SwMI MM shall allocate a unique value to be used during the invocation and operation of the service;
- b) ITSI or GTSI;
- c) following conditional element(s) present, shall be "Present" and indicate that the MNI of the individual subscriber or group and the MNI of the visited SwMI MM follow this information in the primitive;
- d) MNI of the individual subscriber or of the group;
- e) MNI of the visited SwMI MM;
- f) number of SS-migration profiles which shall indicate the number of the following profiles;
- g) original SS-migration profile(s): one or more original SS-migration profiles. Each original SS-migration profile shall be the supplementary service profile that the home SwMI MM requests to be used for the individual subscriber or the group in the visited SwMI (for the corresponding supplementary service). The profile shall contain information as defined in subclause 6.5.2.2.1 (in the case of individual subscriber) or subclause 15.4.2.1.3.1 (in the case of group) and in ETS 300 392-12 [4] (both individual subscriber and group); and
- h) optionally: proprietary information. The contents of the proprietary information is outside the scope of this ETS.

#### 11.4.2 Operation

##### 11.4.2.1 Creation of temporary SS-migration profiles

Upon receipt of the SS-profile update\_ind (containing the same information as the corresponding SS-profile update\_req) from ANF-ISIMM, the visited SwMI MM shall verify that:

- if the profile update service is invoked against an individual subscriber that the individual subscriber's registration status in the I-VDB indicates "registered, migrated"; or
- if the profile update service is invoked against a group that is attached in the visited SwMI, i.e. of which the group attachment information in its G-HDB record or in at least one I-HDB record indicates "attached in visited SwMI MM".

In addition, the visited SwMI MM shall verify for each received original SS-migration profile that:

- 1) the supplementary service is supported for the individual subscriber or the group in the visited SwMI;
- 2) the SS-migration profile is applicable for the supplementary service, see the corresponding subpart of ETS 300 392-12 [4].

If cases 1) and 2) are valid, the visited SwMI MM shall create the corresponding SS-migration profile in one of the following ways:

- the original SS-migration profile shall be used as received from the home SwMI MM, i.e. the supplementary service is supported for the individual subscriber or group as requested by the home SwMI;
- the temporary SS-migration profile shall be created and used for the duration of the migration, i.e. the visited SwMI MM does not support the supplementary service for the individual subscriber or for the group as proposed by the home SwMI MM but creates instead a temporary profile (temporary SS-migration profile) that shall be used. The reason for creating the temporary SS-migration profile may be e.g. that the visited SwMI MM cannot support the supplementary service as requested by the home SwMI MM, that the visited SwMI MM restricts the use of the supplementary service for migrated individual subscribers, etc;

NOTE: The term temporary migration profile, basic or SS-migration, is used for the profile which the visited SwMI MM sends to the home SwMI MM; and

- the visited SwMI MM shall verify that the SS-migration profile is created for each supported supplementary service if required, see the corresponding supplementary service subpart of ETS 300 392-12 [4]. If not created when required, the supplementary service shall be considered as not supported for the individual subscriber and updated accordingly to the individual subscriber's basic migration profile.

The visited SwMI MM shall save the created migration profile to the individual subscriber's I-VDB record or to the group's G-VDB record and it shall replace the previous migration profile.

#### 11.4.2.2 Informing home SwMI MM about the temporary SS-migration profiles

Upon creation of the SS-migration profiles, the visited SwMI MM shall send the SS-profile update\_resp to ANF-ISIMM containing the created SS-migration profile(s) information. The primitive shall contain the following information:

- a) ANF-ISIMM invoke id: the value shall be the same as in the received SS-profile update\_ind;
- b) ISSI or GSSI;
- c) profile type: the value shall be "individual subscriber" or "group" based on the parameter b);
- d) recovery: the value shall be "No recovery";
- e) number of not supported SSs: shall indicate the number of not supported SSs. The number shall be zero if no SS-migration profile(s) were required or, if required, and the creation was successful;
- f) conditionally: SS-xx not supported indication, shall be present as many times as indicated by the "Number of not supported SSs". Each element shall identify one not supported supplementary service (as the creation of the mandatory SS-migration profile has failed). If present, this information shall override the information included in the Profile update\_resp. The creation can have failed if e.g. the home SwMI MM did not send the original SS-migration profile for the supplementary service;

NOTE 1: The SS-xx stands for any TETRA supplementary service.

- g) number of SS-migration profiles which shall indicate the number of the following profiles;

- h) SS-migration profile (temporary): shall contain the information of one created temporary SS-migration profile, if the corresponding original SS-migration profile was received. The information shall be as follows:
- SS-type: shall identify the TETRA supplementary service to which the following SS-migration profile refers, see subclause 34.2.86;
  - SS-profile response status, shall specify the relationship between the original SS-migration profile (received in the SS-profile update\_ind) and the created temporary SS-migration profile. Shall be one of the following:
    - original SS-migration profile accepted as received, the original SS-migration profile is saved in the I-VDB or in the G-VDB as the SS-migration profile for that supplementary service;
    - original SS-migration profile redefined, contents not sent to the home SwMI MM, the created temporary migration profile created does not equal the received original SS-migration profile. The contents of the created temporary SS-migration profile are not sent to the home SwMI MM;
    - original SS-migration profile redefined, contents sent to the home SwMI MM, the created temporary migration profile created does not equal the received original SS-migration profile. The contents of the created temporary SS-migration profile are sent to the home SwMI MM; or
    - creation of the SS-migration profile failed: the creation of the SS-migration profile failed. If the SS-migration profile is needed for the supplementary service, the corresponding information in the SS-profile update\_resp shall indicate that the supplementary service is not supported for the individual subscriber or for the group;
  - conditionally: SS-ISI-PROFILE, if the "SS-profile response status" has the value "Original SS-migration profile redefined, contents sent to the home SwMI MM". Shall indicate the used temporary SS-migration profile. The element shall contain the ISI profile as defined for the indicated supplementary service in the corresponding subpart of ETS 300 392-12 [4];

NOTE 2: The rules to return a particular temporary SS-migration profile, if created, is supplementary service dependant and is defined in each supplementary service description, see ETS 300 392-12 [4].

- SS-migration profile response element shall be repeated; there shall be as many SS-migration profile response elements in the SS-profile update\_resp as there were SS-migration profile request elements in the SS-profile update\_ind;
- i) optionally: proprietary information. The contents of the proprietary information is outside the scope of this ETS.

Then, the visited SwMI MM shall become idle.

Upon receipt of the SS-profile update\_conf (containing the same information as the corresponding SS-profile update\_resp) from ANF-ISIMM, the home SwMI MM shall verify that the ANF-ISIMM invoke id is correct in the received primitive, i.e. the value is the same as in the sent SS-profile update\_req;

NOTE 3: The de-registration service as defined in clause 9 may be used to de-register the migrated individual subscriber e.g. if the profile update service fails.

Then, if received, the home SwMI MM may save the temporary SS-basic migration profile(s) in the I-HDB or the G-HDB. The saving and use of the temporary SS-migration profile(s) is optional in the home SwMI.

Then, the home SwMI MM shall become idle.

## 11.5 Exceptional operation

This subclause defines the exceptional procedures that shall be applied if the normal operation of the SS-profile update service fails. These exceptional procedures may be overridden by exceptional procedures that are included in an additional agreement which is made between the SwMI operators, see note 1.

NOTE 1: The contents of the additional agreements and their applicability in different situations are outside the scope of this ETS.

NOTE 2: All exceptional procedures that are applied within one SwMI are outside the scope of this ETS. Such exceptional procedures are e.g. exceptional procedures if the service cannot be invoked or continued over the ISI or if there is no inter-TETRA connection permanently or temporarily available to the peer SwMI MM etc.

Generally, if the SS-profile update\_resp and the SS-profile update\_conf have been exchanged between the home and the visited SwMI MMs the database updates shall be completed as defined under normal operation. However, if the service fails before the exchange of the SS-profile update\_resp and the SS-profile update\_conf the following shall take place:

- the service related database actions shall be cancelled in the I-VDB and I-HDB (if the service is invoked against an ISSI) or in the G-VDB and G-HDB (if the service is invoked against a GSSI); and
- the visited SwMI MM shall send the SS-profile reject\_req to the ANF-ISIMM which shall deliver the corresponding SS-profile reject\_ind to the home SwMI MM, if possible.

The SS-profile reject\_req (and the corresponding SS-profile reject\_ind) shall contain the following information:

- a) ANF-ISIMM invoke id: the value shall be the same as in the received SS-profile update\_ind;
- b) ISSI or GSSI;
- c) profile rejection cause, which shall be one of the following:
  - unknown subscriber;
  - unknown error: a generic error cause, which shall be used when the other error causes are not applicable;
  - unknown SwMI;
  - temporary error;
  - service not supported, e.g. service not supported for the subscriber, for his fleet;
  - failed migration profile reception; or
  - SS-migration profile not applicable, if the SS-migration profile is not applicable for the particular supplementary service. Applicable for the SS-profile reject\_req and SS-profile reject\_ind; and
- d) optionally: proprietary information. The contents of the proprietary information is outside the scope of this ETS.

The home SwMI MM shall re-invoke the service until successfully completed.

## 11.6 Dynamic description

Figure 15 contains the dynamic description of the SS-profile update service as provided by the ANF-ISIMM.

The dynamic description is given using the SDL conventions as defined in ITU-T Recommendation Z.100 [9]. In addition, the following conventions are used:

- the input signals from the left and output signals to the left represent primitives from and to the home SwMI;
- the input signals from the right and output signals to the right represent primitives from and to the visited SwMI.

The following service primitives shall be applicable for the SS-profile update service:

- SS-profile update reject\_req and SS-profile update reject\_ind, the information contents of the primitives are as defined in this clause. The primitives shall be used to reject the individual subscriber's or group's SS-migration profile(s);
- SS-profile update\_req and SS-profile update\_ind, the information contents of the primitives are as defined in this clause. The primitives shall be used to provide the visited SwMI MM with the individual subscriber's or group's SS-migration profile(s); and
- SS-profile update\_resp and SS-profile update\_conf, the information contents of the primitives are as defined in this clause. The primitives shall be used to acknowledge the individual subscriber's or group's SS-migration profile(s) and may be used to provide the home SwMI MM with the temporary SS-migration profile(s).

The following states shall be used for ANF-ISIMM SS-profile update services:

- INVOKED: SS-profile update service invoked;
- OPERATING: SS-profile update service operation is in progress.

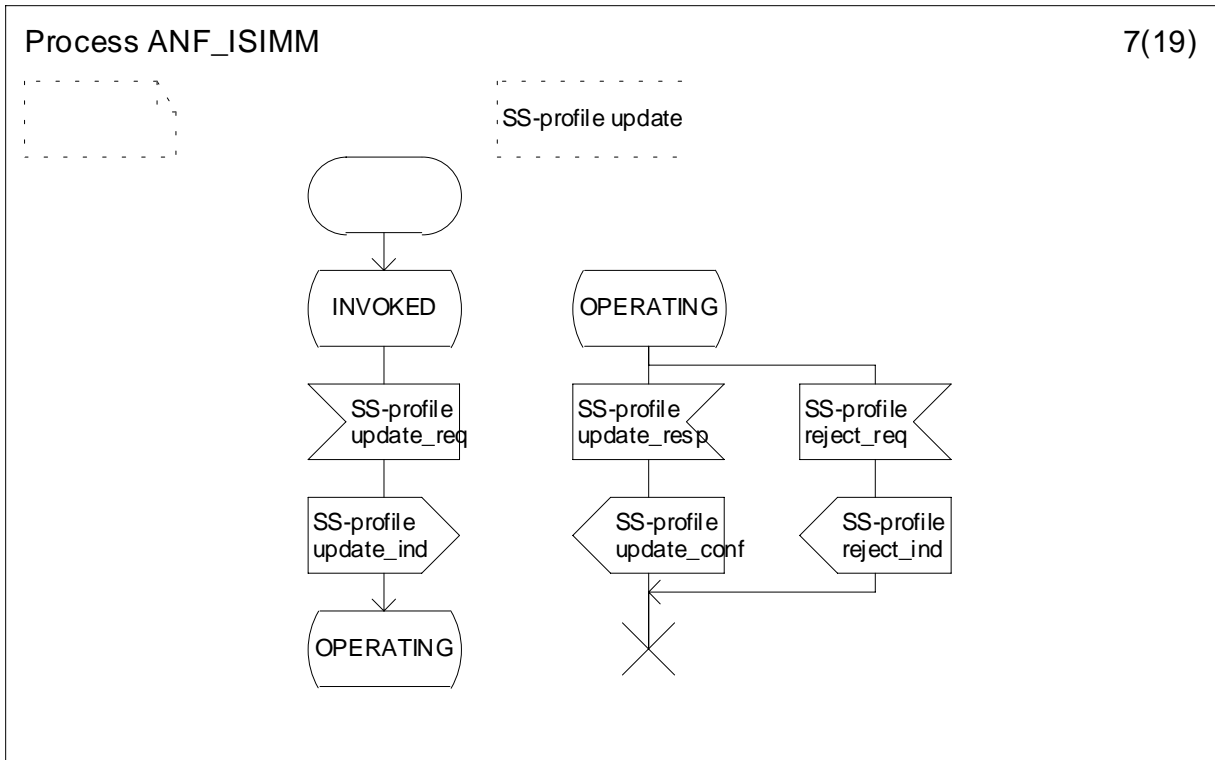


Figure 15: ANF-ISIMM SS-profile update service

## **12 Authentication service description (stage 1)**

### **12.1 Pre-requisite requirements for the authentication service**

As a pre-requisite for the authentication service as provided by ANF-ISIMM the second stage algorithms TA12 and TA22, see ETS 300 392-7 [5], subclause 4.1.4, shall be common for the migrating individual subscriber and for the visited SwMI.

In addition, for the assignment of the DCK, which may be assigned in conjunction with the authentication, the algorithm TB4, see ETS 300 392-7 [5], subclause 4.2.1, shall be common for the migrating individual subscriber and for the visited SwMI. For the successful generation of the Modified GCK (MGCK) from the GCK and CCK, which may be assigned in conjunction with the authentication, the algorithm TA71, see ETS 300 392-7 [5], subclause 4.2.2, shall be common for the migrating individual subscriber and for the visited SwMI.

### **12.2 Service definition**

The authentication service enables the visited SwMI MM to authenticate the migrated individual subscriber and/or the migrated individual subscriber to authenticate the home SwMI MM.

NOTE: As the original authentication parameters are provided by the home SwMI MM it is considered to be the authenticated SwMI MM.

### **12.3 Service description**

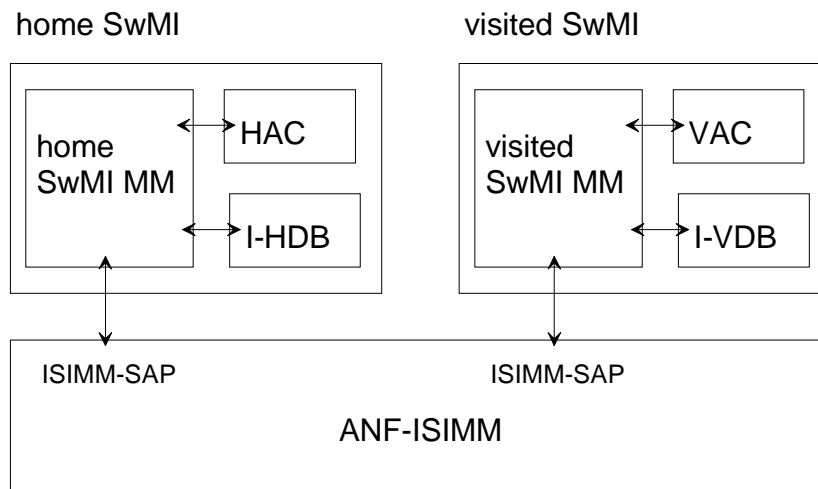
The authentication service is an optional service for SwMI MMs that support ANF-ISIMM. If supported, it shall be as defined in this ETS.

The authentication service shall enable the visited SwMI MM to fetch the session authentication key parameters from the home SwMI MM. The parameters are the Session authentication Keys (KS, KS'), the Random Seed (RS) and their validity time.

The visited SwMI MM shall use the parameters to authenticate the individual subscriber, to allow the individual subscriber to authenticate the home SwMI MM or both. In addition, the parameters may be used to assign the Derived Cipher Key (DCK), Common Cipher Key (CCK) and the Group Cipher Key (GCK), which are generated in the visited SwMI, to the migrated individual subscriber, see ETS 300 392-7 [5], clause 4.

## 12.4 Service architecture

Figure 16 illustrates the service architecture of the authentication service.



NOTE 1: The arrows illustrate the information exchange routes of the service.

NOTE 2: The HAC and the VAC may also be located outside the home SwMI and the visited SwMI, respectively; however, the home SwMI MM and the visited SwMI MM shall have access to these databases as illustrated in the figure.

**Figure 16: The service architecture of the authentication service**

## 12.5 Normal procedures

### 12.5.1 Invocation

#### 12.5.1.1 Invocation criteria

ANF-ISIMM shall be invoked when a request for authentication has been initiated in a visited SwMI MM in the following case, hence known as case 1):

- if the migrated individual subscriber's valid session authentication key parameters are not available in the visited SwMI MM; and
- if the individual subscriber is migrating or is migrated in the visited SwMI MM, i.e. if the individual subscriber's registration status is "registered, migrated" or "registered, restricted migration" in the I-VDB in the visited SwMI MM.

In addition, ANF-ISIMM may be invoked in the following case, hence known as case 2):

- if the individual subscriber's authentication has been carried out using the previously fetched session authentication key parameters as defined in ETS 300 392-7 [5] clause 4, and the authentication has been successfully completed; and

NOTE: If the authentication fails, the actions are as defined in subclause 8.4.

- if the individual subscriber's registration status is "registered, migrated" or "registered, restricted migration" in the I-VDB in the visited SwMI MM.



### 12.5.1.2 Invocation of ANF-ISIMM

If the invocation criteria as defined in case 1) is met, the visited SwMI MM shall invoke ANF-ISIMM by issuing Authentication demand\_req. The Authentication demand\_req shall contain the following information:

- a) ANF-ISIMM invoke id: the visited SwMI MM shall allocate a unique value to be used during the invocation and the operation of the service;
- b) ISSI;
- c) MNI of the individual subscriber;
- d) MNI of the visited SwMI MM; and
- e) optionally: proprietary information. The contents of the proprietary information is outside the scope of this ETS.

If the invocation criteria as defined in case 2) is met, the visited SwMI MM shall invoke ANF-ISIMM by issuing Authentication result\_req. The Authentication result\_req shall contain the following information:

- a) ANF-ISIMM invoke id: the visited SwMI MM shall allocate a unique value to be used during the invocation and the operation of the service;
- b) ISSI;
- c) MNI of the individual subscriber;
- d) MNI of the visited SwMI MM; and
- e) authentication type, which shall be one of the following:
  - "ITSI authenticated";
  - "SwMI authenticated"; or
  - "ITSI and SwMI authenticated";
- f) Subsequent/Original use of parameters: Shall indicate that the authentication has been carried out with the subsequently fetched session authentication key parameters and shall have the value: "Subsequent use";
- g) conditionally: MNI (of the subscriber);
- h) conditionally: MNI (of the visited SwMI MM);
- i) optionally: proprietary information. The contents of the proprietary information is outside the scope of this ETS.

After sending the Authentication result\_req the visited SwMI MM shall become idle. Upon receipt of the Authentication result\_ind (containing the same information as the corresponding Authentication result\_req) from ANF-ISIMM, the home SwMI MM shall become idle.

### 12.5.2 Operation

This subclause is valid for case 1).

### 12.5.2.1 Exchange of authentication parameters

Upon receipt of the Authentication demand\_ind (containing the same information as the corresponding Authentication demand\_req) from the ANF-ISIMM, the home SwMI MM shall verify that according to the I-HDB:

- the individual subscriber is recorded as "registered, migrated" or "registered, restricted migration"; and
- the location information (the MNI of the visited SwMI MM and, if included, the PISN number of the visited SwMI MM) points to the invoking visited SwMI MM.

If the above mentioned is true, the home SwMI MM shall record the ANF-ISIMM invoke id, fetch the session authentication key parameters from the collocated HAC and send the Authentication response\_req to ANF-ISIMM.

The Authentication response\_req shall contain the following information:

- a) ANF-ISIMM invoke id: the value shall be the same as in the received Authentication demand\_ind;
- b) ISSI;
- c) KS: shall be used as input for the algorithm TA12 in the visited SwMI;
- d) RS: shall be used as input for the algorithm TA11 and/or TA21 in the migrating MS;
- e) KS': shall be used as input for the algorithm TA22 in the visited SwMI;
- f) validity time type: shall define the maximum length of the time the KS, the RS and the KS' may be used in the visited SwMI. The value shall be one of the following: "Once", "Hours", "Days", "Weeks" and "No limit", see also Validity time;
- g) conditionally: validity time: shall be present if the value of the Validity time type is "Hours", "Days" or "Weeks". It shall be used to define the number of hours, days or weeks corresponding to the value of the Validity time type. The value shall be a number from 1 to 32; and
- h) optionally: proprietary information. The contents of the proprietary information is outside the scope of this ETS.

Upon receipt of the Authentication response\_ind (containing the same information as the corresponding Authentication response\_req), the visited SwMI MM shall verify that the ANF-ISIMM invoke id is correct. Then, the visited SwMI MM shall authenticate the individual subscriber and/or allow the individual subscriber to authenticate the home SwMI MM as defined in ETS 300 392-7 [5], clause 4. In addition, the visited SwMI MM shall save the session authentication key parameters to the collocated VAC as indicated by the received validity time, or the visited SwMI MM shall define for its own purposes a shorter validity time than the received validity time.

### 12.5.2.2 Sending of authentication result

When the authentication of the individual subscriber's and/or of the home SwMI is completed in the visited SwMI, the visited SwMI MM shall send the Authentication result\_req to ANF-ISIMM.

The Authentication result\_req shall contain the following information:

- a) ANF-ISIMM invoke id: the value shall be the same as in the sent Authentication demand\_req;
- b) ISSI;
- c) authentication type, which shall be one of the following:
  - "ITSI authenticated";
  - "SwMI authenticated"; or
  - "ITSI and SwMI authenticated";

- d) Subsequent/Original use of parameters: Shall indicate that the authentication has been carried out with the session authentication key parameters that are fetched as part of the service operation and shall have the value: "Original use"; and
- e) optionally: proprietary information. The contents of the proprietary information is outside the scope of this ETS.

After sending the Authentication result\_req the visited SwMI shall become idle. Upon receipt of the Authentication result\_ind (containing the same information as the corresponding Authentication result\_req) from ANF-ISIMM, the home SwMI MM shall verify that the ANF-ISIMM invoke id is correct. Then, the home SwMI MM shall become idle.

## 12.6 Exceptional procedures

This subclause defines the exceptional procedures that shall be applied if the normal operation of the authentication service fails. These exceptional procedures may be overridden by an additional agreement between the SwMI operators (that cover the exceptional situation), see note 1.

NOTE 1: The contents of the additional agreements and their applicability in different situations are outside the scope of this ETS.

NOTE 2: All exceptional situations arising within one SwMI are outside the scope of this ETS. Such exceptional cases are e.g. exceptional situations detected within the SwMI MM if the service cannot be invoked over the ISI, if the service cannot be continued or if there is no inter-TETRA connection permanently or temporarily available to the peer SwMI MM etc.

NOTE 3: Subclause 12.7.2 defines the exceptional procedures if the authentication is invoked in conjunction with the migration or the restricted migration services and the authentication fails.

Generally, if the Authentication result\_req and the Authentication result\_ind have been exchanged between the home and the visited SwMI MMs the database updates and the AI actions shall be completed as defined under normal operation. However, if the service fails before the exchange the Authentication result\_req and the Authentication result\_ind the following shall take place:

- the Auth reject\_req and the Auth reject\_ind shall be exchanged between the home and the visited SwMI MMs, if possible; and
- the database updates as defined under normal operation shall be cancelled in the VAC and in the HAC.

The Auth reject\_req (and the corresponding Auth reject\_ind) shall contain the following information:

- a) ANF-ISIMM invoke id: If this primitive does not invoke a new ANF-ISIMM service instance, the value shall be the same as in the Authentication demand\_req and the Authentication demand\_ind, otherwise the visited SwMI MM shall allocate a unique value to be used;
- b) ISSI;
- c) authentication rejection cause:
  - unknown error: a generic error cause, which shall be used when the other error causes are not applicable;
  - unknown subscriber;
  - unknown SwMI;
  - temporary error;
  - service not supported;

- ITSI authentication failed;
  - SwMI authentication failed;
  - SwMI and ITSI authentication failed;
  - acceptable number of authentication parameter requests failed, detected by home SwMI; or
  - obsolete authentication parameters; and
- d) Original/Subsequent use of parameters: Shall define original/subsequent use of parameters if the Authentication rejection cause is "ITSI authentication failed", "SwMI authentication failed" or "SwMI and ITSI authentication failed", otherwise the element shall be set to value "Original";
- e) conditionally: MNI of the individual subscriber, shall be present if the value of the Original/Subsequent use of parameters is "Subsequent use", otherwise shall be omitted;
- f) conditionally: MNI of the visited SwMI MM, shall be present if the value of the Original/Subsequent use of parameters is "Subsequent use", otherwise shall be omitted; and
- g) optionally: proprietary information. The contents of the proprietary information is outside the scope of this ETS.

Then, the visited SwMI MM may re-invoke the authentication service as defined under normal operation several times in order to (try to) complete the authentication service successfully. If the service is not re-invoked or if the re-invocations are not successful, the following shall take place:

- the visited SwMI MM shall reject the individual subscriber's migration in the AI as defined in ETS 300 392-2 [1], clause 16;
- de-register the individual subscriber as defined in clause 9 if he is migrated; and
- the registration status shall be updated as "De-registered, migration rejected" in the I-HDB and the I-VDB record shall be removed.

If a temporary failure has caused the authentication service to fail the IDR service should be invoked as described in clause 14 to ensure that the concerned I-VDBs and I-HDBs are consistent.

NOTE 4: The invocation of the IDR service is especially needed if the individual subscribers have been de-registered in the visited SwMI MM without contacting the home SwMI, e.g. during a temporary failure situation that has affected the link between the home and the visited SwMI MMs.

#### **12.6.1 Detected by the visited SwMI MM**

Upon receipt of the Authenticate response\_ind, if the visited SwMI MM detects an unrecoverable error in the received parameters or if the authentication fails in the AI, the authentication may be re-invoked over the ISI. In addition, if the authentication fails in the AI, it may be re-invoked several times. However, if the possible re-invocation(s) does not result in successful authentication, the authentication shall be rejected as defined in subclause 12.6.

#### **12.6.2 Detected by the home SwMI MM**

Upon receipt of the Authenticate demand\_ind, if the home SwMI MM cannot support the authentication service or detects an unrecoverable error in the received parameters the home SwMI MM shall reject the service as defined in subclause 12.6.

Upon receipt of the Authentication result\_ind, if the home SwMI MM detects an error it shall discard the received primitive.

## 12.7 Interaction with migration and restricted migration

### 12.7.1 Normal operation

If the visited SwMI MM authenticates the migrating individual subscriber the authentication service should be carried out in conjunction with the migration or restricted migration service as described in clause 6 and clause 7, respectively. Thus, the visited SwMI MM shall send the Authentication demand\_req and the Migration\_req simultaneously to ANF-ISIMM. In addition, the Migration\_req shall contain the following information:

- in case of migration:
  - a) authentication invocation, which shall be "Invoked". The information shall indicate that the authentication service is invoked on the migrating individual subscriber; and
- in case of restricted migration:
  - b) authentication invocation, which shall be "Invoked". The information shall indicate that the authentication service is invoked on the migrating individual subscriber.

Upon receipt of the Migration\_ind containing the information that the authentication service is carried out with the migration or restricted migration service, the home SwMI MM shall record the information. Then, the home SwMI MM shall neither update the individual subscriber's I-HDB record nor send the Migration\_resp until it has received the Authentication result\_ind indicating that the authentication has been successfully carried out.

NOTE: The home SwMI MM waits for the Authentication result\_ind in order to avoid updating the individual subscriber information and/or granting the migration in the case of a malicious individual subscriber.

### 12.7.2 Exceptional procedures

If the authentication is invoked in conjunction with the migration or the restricted migration service, and the authentication fails, the following shall take place:

- the visited SwMI MM shall reject the individual subscriber's migration in the AI as defined in ETS 300 392-2 [1], clause 16;
- the visited SwMI MM shall send the Auth reject\_req and the Migration reject\_req to the ANF-ISIMM and remove the individual subscriber's I-VDB record; and
- upon receipt of the corresponding Auth reject\_ind and Migration reject\_ind, the home SwMI MM should initiate an authentication check at the previously visited SwMI. Upon receipt of the corresponding Auth reject\_ind the home SwMI MM shall update the individual subscriber's registration status as "De-registered, migration rejected" in the I-HDB.

The Auth reject\_req shall contain the information as defined in subclause 12.6. The Migration reject\_req shall contain the information in the case of migration service or in the case of restricted migration service as defined in subclause 6.6 or subclause 7.6, respectively, except that:

- the Migration rejection cause shall be "Authentication failed"; and
- the RSI service shall not be invoked as it is likely that the migrating individual subscriber is not subscribed to the ITSI he claims to be.

## 12.8 Dynamic description

Figure 17 contains the dynamic description of the authentication service as provided by the ANF-ISIMM.

The dynamic description is given using the SDL conventions as defined in ITU-T Recommendation Z.100 [9]. In addition, the following conventions are used:

- the input signals from the left and output signals to the left represent primitives from and to the home SwMI; and
- the input signals from the right and output signals to the right represent primitives from and to the visited SwMI.

The following service primitives shall be applicable for the authentication service:

- authentication demand\_req and Authentication demand\_ind, the information contents of the primitives are as defined in this clause. The primitives shall be used to request individual subscriber's authentication parameters;
- authentication response\_req and Authentication response\_ind, the information contents of the primitives are as defined in this clause. The primitives shall be used to provide individual subscriber's authentication parameters;
- authentication result\_req and Authentication result\_ind, the information contents of the primitives are as defined in this clause. The primitives shall be used to indicate that the individual subscriber's authentication was successful;
- auth reject\_req and Auth reject\_ind, the information contents of the primitives are as defined in this clause. The primitives shall be used to indicate that the individual subscriber's authentication parameter request or authentication has failed;
- migration reject\_req and Migration reject\_ind, the information contents of the primitives are as defined in this clause. The primitives shall be used to reject the migration; and
- migration reject\_resp and Migration reject\_conf, the information contents of the primitives are as defined in this clause. The primitives shall be used to acknowledge the rejection of migration when the migration is rejected in the visited SwMI.

The following states shall be used for ANF-ISIMM authentication service:

- AUTH-PARAM-PROVIDED: the authentication result is expected;
- AUTH-PARAM-REQUESTED: the authentication service is in progress;
- IDLE: no authentication in progress;
- INVOKED: the authentication service has been invoked;
- MIGRATION-REJECTION: the migration rejection is expected; and
- MIGRATION-REJECTION-ACK: the response to migration rejection is expected.

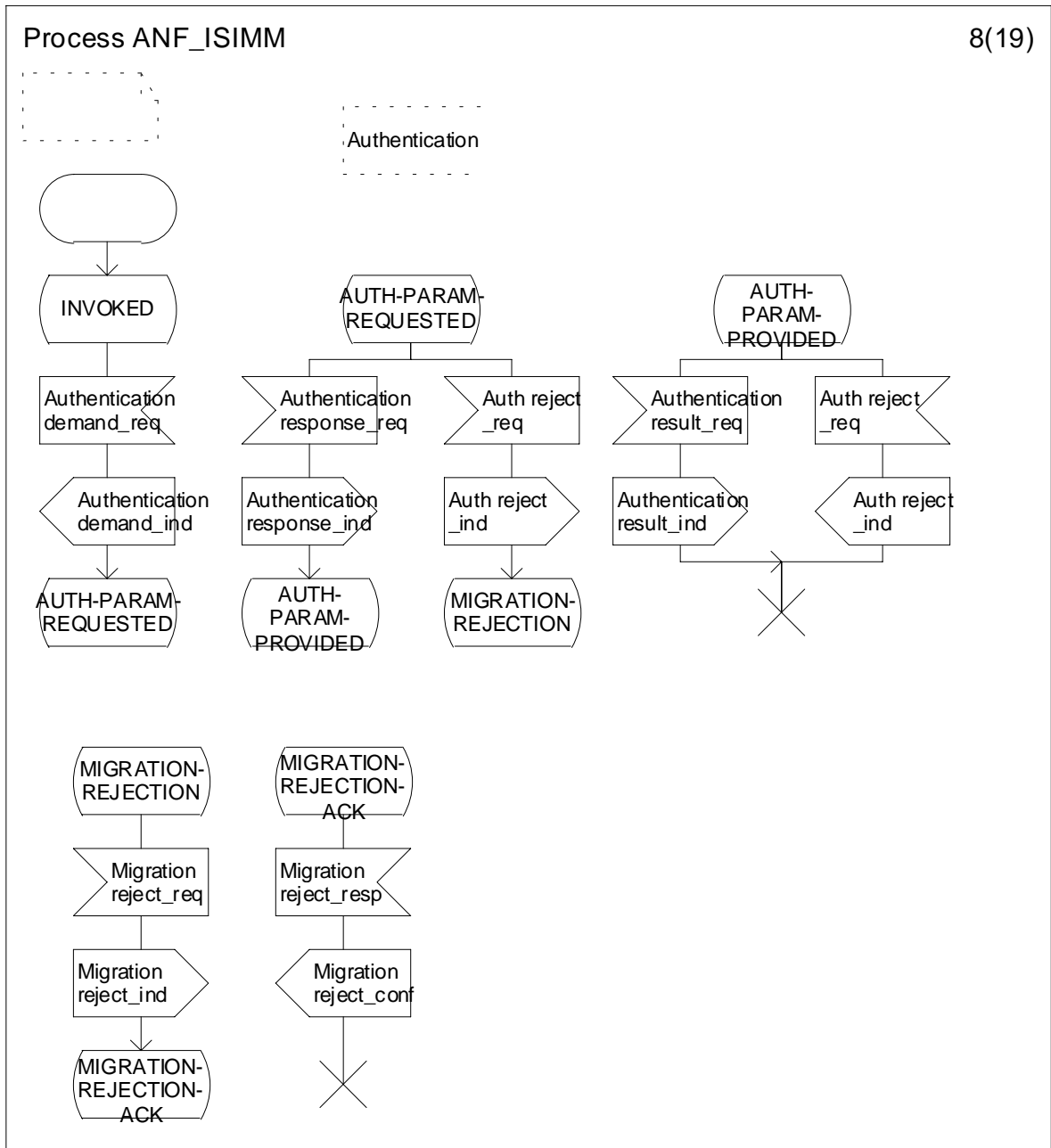


Figure 17: Stage 1 SDL description of ANF-ISIMM authentication service

### 13 Over The Air Re-keying (OTAR) service description (stage 1)

#### 13.1 Pre-requisite requirements

As a pre-requisite for the Static Cipher Key (SCK) generation service, as defined in this clause, the migrated individual subscriber and the visited SwMI shall hold the TA51 and TA52 of the matched algorithm pair, respectively, see ETS 300 392-7 [5], subclause 4.2.4.

#### 13.2 Service definition

The OTAR service enables the assignment of the SCK to the migrated individual subscriber. The SCK may be generated in the visited SwMI or in the home SwMI.

#### 13.3 Service description

The OTAR service is an optional service for SwMIs MMs that support ANF-ISIMM. If supported, it shall be as defined in this clause.

The OTAR service shall allow the assignment of SCK(s) for a migrated individual subscriber as follows:

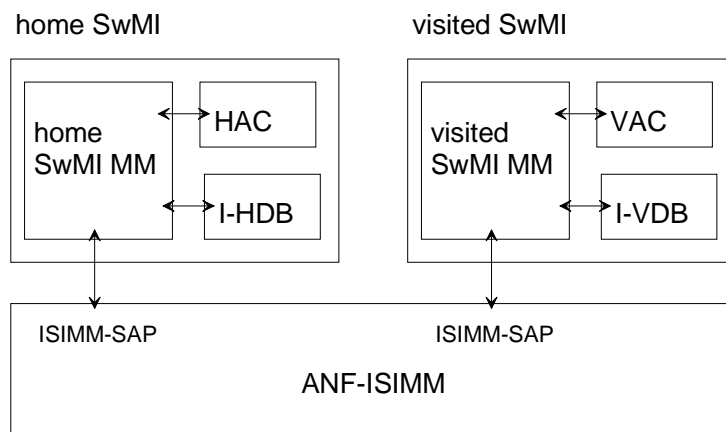
- the OTAR SCK generation service:
- the service shall enable the assignment of SCK(s) that are generated in the visited SwMI. In support of that, the OTAR SCK generation parameters shall be transported from the home SwMI MM to the visited SwMI MM. The parameters shall comprise the Session Key for OTAR (KSO), the Random Seed for OTAR (RSO) and the validity time type (once, hours, days, weeks, no limit) and, if needed, the validity time (number of hours, days or weeks). The parameters may be saved in the VAC in the visited SwMI in order to be used several times. The service shall be invoked by the visited SwMI MM.
- the OTAR SCK delivery service:
- the service shall enable the assignment of SCK(s) that are generated in the home SwMI. In support of that, the OTAR SCK delivery parameters shall be transported from the home SwMI MM to the visited SwMI MM. The parameters shall comprise the RSO and one or more sets of the Sealed SCK (SSCK), of the SCK Version Number (SCK-VN) and of the SCK Number (SCKN). One parameter set shall enable the assignment of one SCK. The service may be invoked by the home SwMI MM or by the visited SwMI MM.

NOTE 1: Normally, if the visited SwMI MM requests the delivery of the SCK which is provided by the home SwMI MM the request originates from the migrated individual subscriber.

NOTE 2: The SCK that is assigned using the OTAR SCK delivery service cannot be used in the visited SwMI as the key is transported in sealed form to the migrated individual subscribers.

### 13.4 Service architecture

Figure 18 illustrates the service architecture of the OTAR service.



NOTE 1: The arrows illustrate the information exchange routes of the service.

NOTE 2: The HAC and the VAC may also be located outside the home SwMI and the visited SwMI, respectively; however, the home SwMI MM and the visited SwMI MM shall have access to these databases as illustrated in the figure.

**Figure 18: The service architecture of the OTAR service**



**13.5 Normal procedures****13.5.1 Invocation****13.5.1.1 Invocation criteria**

ANF-ISIMM shall be invoked if the following conditions are met:

- if the request for OTAR invocation has been received by the SwMI MM; and
- if one of the following cases is valid:
  - 1)
    - if the invocation of the OTAR SCK generation service is requested in the visited SwMI MM in order to obtain the OTAR SCK generation parameters for the migrated individual subscriber; and
    - if the individual subscriber's registration status in the I-VDB record is either "registered, migrated" or "registered, restricted migration";
  - 2)
    - if the invocation of the OTAR SCK delivery service is requested in the visited SwMI MM in order to obtain the OTAR SCK delivery parameters for the migrated individual subscriber; and
    - if the individual subscriber's registration status in the I-VDB record is "registered, migrated";
  - 3)
    - if the invocation of the OTAR SCK delivery service is requested in the home SwMI MM in order to deliver the OTAR SCK delivery parameters for the migrated individual subscriber; and
    - if the individual subscriber's registration status in the I-HDB record is "registered, migrated";

In addition, ANF-ISIMM may be invoked in the following case:

- 4)
  - if the previously fetched OTAR SCK generation parameters (as defined in case 1)) have been subsequently used by the visited SwMI MM to assign a SCK to a migrated individual subscriber as defined in ETS 300 392-7 [5], clause 5 or clause 6;
  - if the SCK assignment has been successfully completed; and
  - if the individual subscriber's registration status in the I-VDB record is either "registered, migrated" or "registered, restricted migration".

NOTE: The case of an unsuccessful subsequent use of OTAR SCK generation parameters as well as other unsuccessful cases are defined in subclause 13.6.

**13.5.1.2 Invocation of ANF-ISIMM****13.5.1.2.1 Case 1)**

If the invocation criteria as defined in case 1) is met, the visited SwMI MM shall invoke ANF-ISIMM by issuing the OTAR-param demand\_req. The OTAR-param demand\_req shall contain the following information:

- a) ANF-ISIMM invoke id: the visited SwMI MM shall allocate a unique value to be used during the invocation and the operation of the service;
- b) ISSI;
- c) MNI of the individual subscriber;

- d) MNI of the visited SwMI MM; and
- e) optionally: proprietary information. The contents of the proprietary information is outside the scope of this ETS.

**13.5.1.2.2 Case 2)**

If the invocation criteria as defined in case 2) is met, the visited SwMI MM shall invoke ANF-ISIMM by issuing the OTAR-key demand\_req. The OTAR-key demand\_req shall contain the following information:

- a) ANF-ISIMM invoke id: the visited SwMI MM shall allocate a unique value to be used during the invocation and the operation of the service;
- b) ISSI;
- c) MNI of the individual subscriber;
- d) MNI of the visited SwMI MM;
- e) number of SCKs requested: shall indicate the number of SCKs expected to be provided. The value shall be a number from 1 to 4;
- f) SCKN(s): shall indicate the position of the SCK in the SCK set. The value shall be repeated as many times as indicated by the value of the Number of SCKs requested. Each SCKN shall be a number from 1 to 32; and
- g) optionally: proprietary information. The contents of the proprietary information is outside the scope of this ETS.

**13.5.1.2.3 Case 3)**

If the invocation criteria as defined in case 3) is met, the home SwMI MM shall invoke ANF-ISIMM by issuing the OTAR-key provide\_req. The OTAR-key provide\_req shall contain the following information:

- a) ANF-ISIMM invoke id: the home SwMI MM shall allocate a unique value to be used during the invocation and the operation of the service;
- b) ISSI;
- c) Random Seed for OTAR (RSO): shall be used as input for the Session Key OTAR (KSO) generation. The value shall be an 80 bit number;
- d) number of SCKs provided: shall indicate the number of provided SCKs. The value shall be a number from 1 to 4;
- e) SCKN(s): the SCKN shall indicate the position of the SCK in the SCK set. The SCKN shall be a number from 1 to 32;
- f) SCK Version Numbers (SCK-VN(s)): the SCK-VN shall identify the version of the SCK. The value shall be a 16 bit number;
- g) Sealed keys (SSCK(s)): the SSCK shall be the result of the application of TA51 to SCK, SCK-VN, KSO and SCKN. The value shall be a bit string of 120 bits;
- h) Home/Visited SwMI MM initiated: shall indicate that the OTAR SCK delivery service has been initiated by the home SwMI MM and shall have the value "Home SwMI MM initiated";

- i) conditionally: MNI of the individual subscriber;
- j) conditionally: MNI of the visited SwMI MM; and
- k) optionally: proprietary information. The contents of the proprietary information is outside the scope of this ETS.

The SCKN, the SCK-VN and the SSCK shall appear in conjunction and as many times as indicated by the Number of SCKs provided.

#### **13.5.1.2.4 Case 4)**

If the invocation criteria as defined in case 4) is met, the visited SwMI MM shall invoke ANF-ISIMM by issuing the OTAR-param result\_req. The OTAR-param result\_req shall contain the following information:

- a) ANF-ISIMM invoke id: the visited SwMI MM shall allocate a unique value;
- b) ISSI;
- c) SCKN(s): the SCKN shall indicate the position of the SCK in the SCK set. Each SCKN shall be a number from 1 to 32;
- d) Original/Subsequent use of parameters: shall indicate that the OTAR has been carried out with the subsequently fetched OTAR SCK generation parameters and shall have the value: "Subsequent use";
- e) conditionally: MNI of the individual subscriber;
- f) conditionally: MNI of the visited SwMI MM; and
- g) optionally: proprietary information. The contents of the proprietary information is outside the scope of this ETS.

### **13.5.2 Operation**

#### **13.5.2.1 Case 1)**

Upon receipt of the OTAR-param demand\_ind (containing the same information as the corresponding OTAR-param demand\_req) from the ANF-ISIMM, the home SwMI MM shall verify that according to the I-HDB:

- the individual subscriber's registration status "registered, migrated" or "registered, restricted migration"; and
- the location information (the MNI of the visited SwMI MM and, if included, the PISN number of the visited SwMI MM) points to the invoking visited SwMI MM.

Then, the home SwMI MM shall record the ANF-ISIMM invoke id, fetch the OTAR SCK generation parameters from the HAC and send the OTAR param provide\_req to ANF-ISIMM with the following parameters:

- a) ANF-ISIMM invoke id: the value shall be the same as in the received OTAR-param demand\_ind;
- b) ISSI;
- c) KSO: shall be used for the generation of SSCK in the visited SwMI.
- d) RSO: shall be used as input for the KSO generation (in the MS). The value shall be an 80 bit number;

- e) validity time type: shall indicate with the Validity time the maximum length of the time the KSO and the RSO may be used in the visited SwMI. The value shall be one of the following: "Once", "Hours", "Days", "Weeks" and "No limit";
- f) conditionally: validity time: shall be present if the value of the Validity time type is "Hours", "Days" or "Weeks"; shall be used to define the number of hours, days or weeks in the Validity time type information. The value shall be a number from 1 to 32; and
- g) optionally: proprietary information. The contents of the proprietary information is outside the scope of this ETS.

Upon receipt of the OTAR-param provide\_ind (containing the same information as the corresponding OTAR-param provide\_req) from ANF-ISIMM, the visited SwMI MM shall verify that the ANF-ISIMM invoke id is correct. Then, the visited SwMI MM shall generate and assign the SCK to the individual subscriber as defined in ETS 300 392-7 [5], clause 4. In addition, the visited SwMI MM shall save the received OTAR SCK generation parameters in the VAC for the received validity time, or the visited SwMI MM shall define for its own purposes a shorter validity time than the received validity time. Then, the visited SwMI MM shall send the OTAR-param result\_req to ANF-ISIMM with the following parameters:

- a) ANF-ISIMM invoke id: the value shall be the same as in the sent OTAR-param demand\_req;
- b) ISSI;
- c) Original/Subsequent use of parameters: shall indicate that the OTAR has been carried out with the OTAR SCK generation parameters that are fetched as part of the service operation and shall have the value: "Original use"; and
- d) optionally: proprietary information. The contents of the proprietary information is outside the scope of this ETS.

Upon receipt of the OTAR-param result\_ind (containing the same information as the corresponding OTAR-param result\_req) from ANF-ISIMM, the home SwMI MM shall verify that the ANF-ISIMM invoke id is correct. Then, the home SwMI MM shall become idle, and the visited SwMI MM shall become idle.

### 13.5.2.2 Case 2)

Upon receipt of the OTAR-key demand\_ind (containing the same information as the corresponding OTAR-key demand\_req) from the ANF-ISIMM, the home SwMI MM shall verify that according to the I-HDB the individual subscriber's:

- registration status is "registered, migrated"; and
- the location information (the MNI of the visited SwMI MM and, if included, the PISN number of the visited SwMI MM) points to the invoking visited SwMI MM.

Then, then home SwMI MM shall record the ANF-ISIMM invoke id and fetch the OTAR SCK delivery parameters from the HAC and send the OTAR key provide\_req to ANF-ISIMM with the following parameters:

- a) ANF-ISIMM invoke id: the value shall be the same as in the received OTAR-key demand\_ind;
- b) ISSI;
- c) Random Seed for OTAR (RSO): shall be used as input for the Session Key OTAR (KSO) generation. The value shall be an 80 bit number;
- d) number of SCKs provided: shall indicate the number of provided SCKs. The value shall be a number from 1 to 4;
- e) SCKN(s): the SCKN shall indicate the position of the SCK in the SCK set. Each SCKN shall be a number from 1 to 32;

- f) SCK Version Numbers (SCK-VN(s)): the SCK-VN shall identify the version of the SCK. The value shall be a 16 bit number;
- g) Sealed keys (SSCK(s)): the SSCK shall be the result of the application of TA51 to SCK, SCK-VN, KSO and SCKN. The value shall be a bit string of 120 bits;
- h) Home/Visited SwMI MM initiated: shall indicate that the OTAR SCK delivery service has been initiated by the visited SwMI MM and shall have the value "Visited SwMI MM initiated"; and
- i) optionally: proprietary information. The contents of the proprietary information is outside the scope of this ETS.

The SCKN, the SCK-VN and the SSCK shall appear in conjunction and as many times as indicated by the Number of SCKs provided.

Upon receipt of the OTAR-key provide\_ind (containing the same information as the corresponding OTAR-key provide\_req) from ANF-ISIMM, the visited SwMI MM shall verify that the ANF-ISIMM invoke id is correct. Then, the visited SwMI MM shall assign the SCK to the individual subscriber as defined in ETS 300 392-7 [5], clause 4. In addition, the visited SwMI MM shall send the OTAR-key result\_req to ANF-ISIMM with the following information:

- a) ANF-ISIMM invoke id: the value shall be the same as in the sent OTAR-key demand\_req; and
- b) ISSI;
- c) number of SCKs requested;
- d) SCK number and result; and
- e) optionally: proprietary information. The contents of the proprietary information is outside the scope of this ETS.

Upon receipt of the OTAR-key result\_ind (containing the same information as the corresponding OTAR-key result\_req) from ANF-ISIMM, the home SwMI MM shall verify that the ANF-ISIMM invoke id is correct. Then, the home SwMI MM shall become idle, and the visited SwMI MM shall become idle.

### 13.5.2.3 Case 3)

Upon receipt of the OTAR-key provide\_ind (containing the same information as the corresponding OTAR-key provide\_req) from ANF-ISIMM, the visited SwMI MM shall verify that the individual subscriber's registration status in the I-VDB is "registered, migrated". Then, the visited SwMI MM shall assign the SCK to the individual subscriber as defined in ETS 300 392-7 [5], clause 4. Then, the visited SwMI MM shall send the OTAR-key result\_req to ANF-ISIMM with the following information:

- a) ANF-ISIMM invoke id: the value shall be the same as in the received OTAR-key provide\_ind;
- b) ISSI;
- c) number of SCKs requested;
- d) SCK number and result; and
- e) optionally: proprietary information. The contents of the proprietary information is outside the scope of this ETS.

Upon receipt of the OTAR-key result\_ind (containing the same information as the corresponding OTAR-key result\_req) from ANF-ISIMM, the home SwMI MM shall verify that the ANF-ISIMM invoke id is correct. Then, the home SwMI MM shall become idle, and the visited SwMI MM shall become idle.

#### 13.5.2.4 Case 4)

Upon receipt of the OTAR-param result\_ind (containing the same information as the corresponding OTAR-param result\_req) from ANF-ISIMM, the home SwMI MM may save the result. Then, the home SwMI MM shall become idle, and the visited SwMI MM shall become idle.

### 13.6 Exceptional procedures

This subclause defines the exceptional procedures that shall be applied if the normal operation of the OTAR service fails. However, in the case of OTAR delivery service, if the assignment of one or more SCKs fail in the AI the rejection shall be reported as part of normal operation, i.e. using the OTAR-key result\_req (and the corresponding OTAR-key result\_ind) which shall indicate the rejected SCKN(s) of the rejected key(s).

The exceptional procedures as defined in this subclause may be overridden by an additional agreement between the SwMI operators (that cover the exceptional situation), see note 1.

NOTE 1: The contents of the additional agreements and their applicability in different situations are outside the scope of this ETS.

NOTE 2: All exceptional situations arising within one SwMI are outside the scope of this ETS. Such exceptional cases are e.g. exceptional situations detected within the SwMI MM if the service cannot be invoked over the ISI, if the service cannot be continued or if there is no inter-TETRA connection permanently or temporarily available to the peer SwMI MM.

Generally, if the OTAR-param result\_req and the OTAR-param result\_ind or the OTAR-key result\_req and the OTAR-key result\_ind have been exchanged between the home and the visited SwMI MMs the database updates and the AI actions as defined under normal operation shall be completed. However, if the service fails before the exchange the OTAR-param result\_req and the OTAR-param result\_ind or the OTAR-key result\_req and the OTAR-key result\_ind the following shall take place:

- in the case of OTAR generation service the OTAR-param reject\_req and the OTAR-param reject\_ind shall be exchanged between the home and the visited SwMI MMs, if possible; or
- in the case of OTAR delivery service the OTAR-key reject\_req and the OTAR-key reject\_ind shall be exchanged between the home and the visited SwMI MMs, if possible; and
- the database updates as defined in subclause 13.5 shall be cancelled in the VAC and in the HAC.

The OTAR-param reject\_req (and the corresponding OTAR-param reject\_ind) shall contain the following information:

- a) ANF-ISIMM invoke id: the value shall be the same as in the OTAR-param demand\_req and the OTAR-param demand\_req;
- b) ISSI;
- c) OTAR SCK param rejection cause, which shall be one of the following:
  - unknown error: a generic error cause, which shall be used when the other error causes are not applicable;
  - unknown subscriber;
  - unknown SwMI;
  - temporary error;

- service not supported, e.g. service not supported for the subscriber, for his fleet;
  - assignment fails in the air i/f;
  - subscriber not reachable; or
  - obsolete OTAR SCK generation service parameters; and
- d) SCK number (SCKN);
- e) Original/Subsequent use of parameters: shall be either "Original use" or "Subsequent use" as applicable;
- f) conditionally: MNI of the individual subscriber, if the Original/Subsequent use of parameters has the value "Subsequent use";
- g) conditionally: MNI of the visited SwMI MM, if the Original/Subsequent use of parameters has the value "Subsequent use"; and
- h) optionally: proprietary information. The contents of the proprietary information is outside the scope of this ETS.

The OTAR-key reject\_req (and the corresponding OTAR-key reject\_ind) shall contain the following information:

- a) ANF-ISIMM invoke id: the value shall be the same as in the OTAR-key demand\_req and the OTAR-key demand\_req or in the OTAR-key provide\_req and the OTAR-key provide\_req;
- b) ISSI;
- c) OTAR SCK key rejection cause, which shall be one of the following:
- unknown subscriber;
  - unknown error: a generic error cause, which shall be used when the other error causes are not applicable;
  - unknown SwMI;
  - temporary error;
  - service not supported, e.g. service not supported for the subscriber, for his fleet;
  - assignment fails in the air i/f;
  - subscriber not reachable;
  - obsolete OTAR SCK key service parameters;
  - sealed key failed to decrypt; or
  - incorrect KN; and
- d) optionally: proprietary information. The contents of the proprietary information is outside the scope of this ETS.

Then, the visited SwMI MM may re-invoke the service (as defined in cases 1) - 4)) up to two times in order to (try to) complete the service successfully. However, the peer SwMI MM may reject the subsequent requests, e.g. based on its own security policies. If the service is not re-invoked or if the re-involutions are not successful, the related database actions (as defined in subclause 13.5) shall be cancelled in HAC and VAC.

### 13.6.1 Detected by the visited SwMI MM

Upon receipt of the OTAR-param response\_ind or the OTAR-key response\_ind, if the visited SwMI MM detects an unrecoverable error in the received parameters or if the service fails in the AI, the service may be re-invoked over the ISI. If the possible re-invocation does not result in successful OTAR, the service shall be rejected as defined in subclause 13.6.

### 13.6.2 Detected by the home SwMI MM

Upon receipt of the OTAR-param demand\_ind and the OTAR-key demand\_ind, if the home SwMI MM cannot support the OTAR service or detects an unrecoverable error in the received parameters the home SwMI MM shall reject the service as defined in subclause 13.6.

Upon receipt of the OTAR-param result\_ind or the OTAR-key result\_ind, if the home SwMI MM detects an error it shall discard the received primitive. If the home SwMI MM has invoked the OTAR key delivery service, the home SwMI MM may re-invoke the service as defined in subclause 13.6.

## 13.7 Dynamic description

Figures 2 and 3 contain the dynamic description of the OTAR SCK generation parameters and OTAR SCK delivery services, respectively, as provided by the ANF-ISIMM.

The dynamic description is given using the SDL conventions as defined in ITU-T Recommendation Z.100 [9]. In addition, the following conventions are used:

- the input signals from the left and output signals to the left represent primitives from and to the home SwMI; and
- the input signals from the right and output signals to the right represent primitives from and to the visited SwMI.

The following service primitives shall be applicable for OTAR:

- OTAR-key reject\_req and OTAR-key reject\_ind, the information contents of the primitives are as defined in this clause. The primitives shall be used to indicate that the requested OTAR SCK delivery invocation or operation is rejected;
- OTAR-key demand\_req and OTAR-key demand\_ind, the information contents of the primitives are as defined in this clause. The primitives shall be used to request the OTAR SCK delivery from the visited SwMI MM;
- OTAR-key provide\_req and OTAR-key provide\_ind, the information contents of the primitives are as defined in this clause. The primitives shall be used to provide the visited SwMI MM with the OTAR SCK delivery parameters;
- OTAR-key result\_req and OTAR-key result\_ind, the information contents of the primitives are as defined in this clause. The primitives shall be used to indicate the successful result of the OTAR SCK delivery operation;
- OTAR-param reject\_req and OTAR-param reject\_ind, the information contents of the primitives are as defined in this clause. The primitives shall be used to indicate that the requested OTAR SCK generation service operation has failed;
- OTAR-param demand\_req and OTAR-param demand\_ind, the information contents of the primitives are as defined in this clause. The primitives shall be used to request OTAR SCK generation parameters;
- OTAR-param provide\_req and OTAR-param provide\_ind, the information contents of the primitives are as defined in this clause. The primitives shall be used to indicate successful result of the OTAR SCK generation parameters operation; and



- OTAR-param result\_req and OTAR-param result\_ind, the information contents of the primitives are as defined in this clause. The primitives shall be used to provide OTAR SCK generation parameters.

The following states shall be used for OTAR service:

- IDLE: no OTAR in progress;
- OTAR-PARAM-REQUESTED: OTAR SCK generation parameters in progress;
- OTAR-PARAM-PROVIDED: OTAR SCK generation parameters result is expected;
- OTAR-KEY-REQUESTED: OTAR SCK delivery in progress;
- OTAR-KEY-PROVIDED: OTAR SCK delivery result is expected.

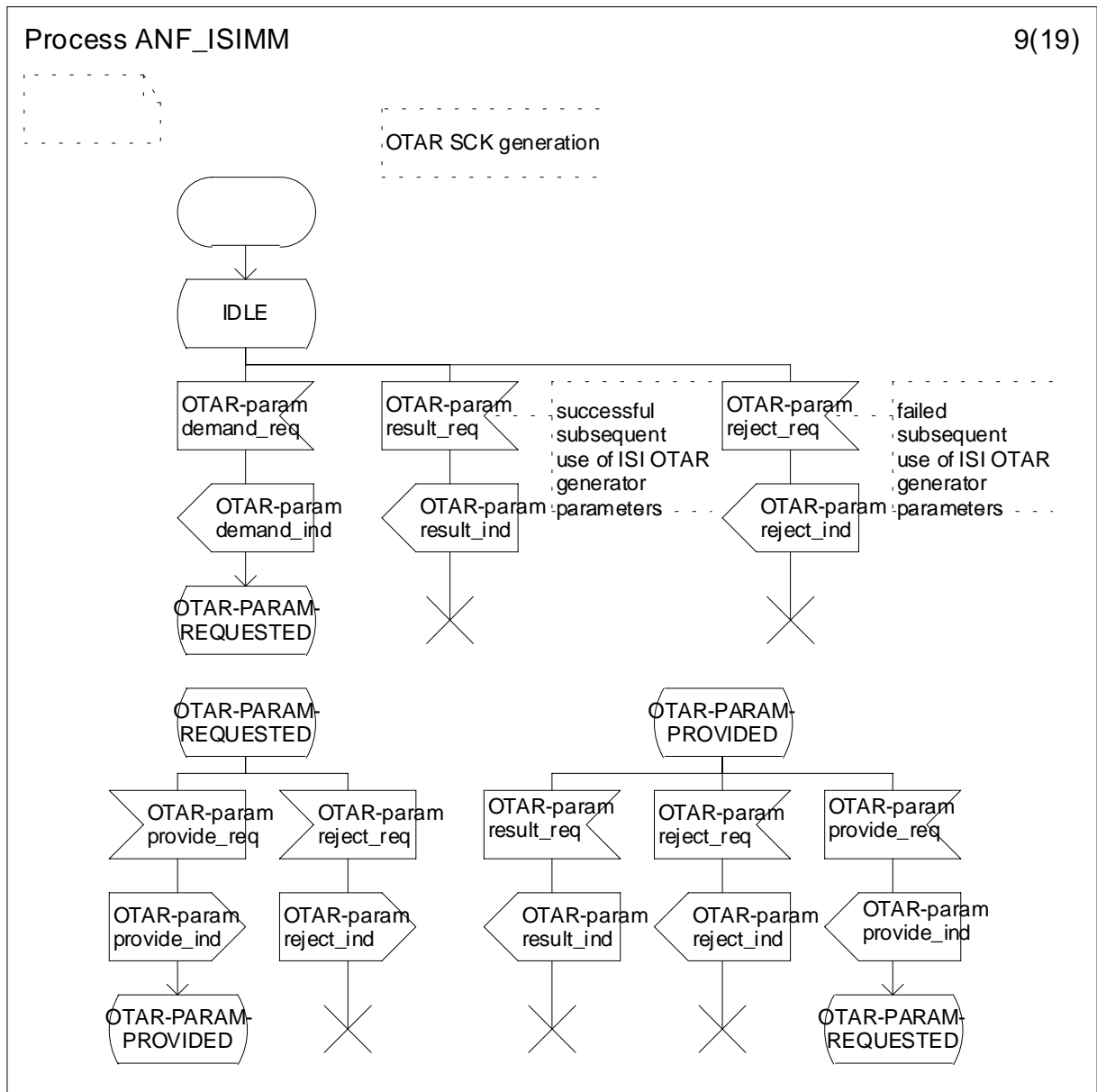


Figure 19: Stage 1 SDL description of ISI OTAR SCK generation service

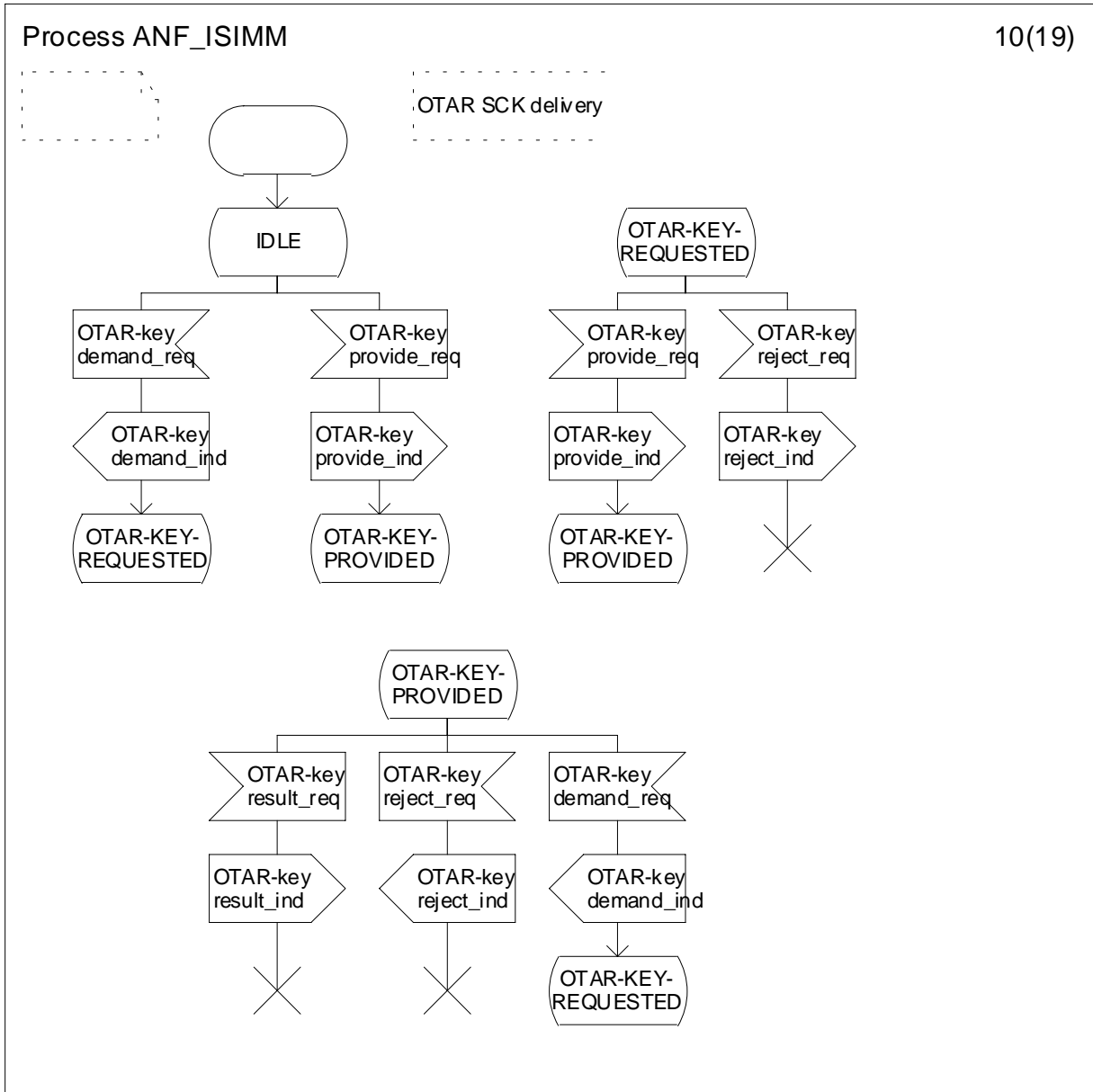


Figure 20: Stage 1 SDL description of ISI OTAR SCK delivery service

**14 Individual subscriber Database Recovery (IDR) service description (stage 1)**

**14.1 Service definition**

The IDR service enables the recovery of individual subscriber data in databases between SwMIs.

**14.2 Service description**

The IDR service as defined in this clause is a mandatory service for SwMI MMs that support ANF-ISIMM.

The IDF service shall enable both of the following across the ISI:

- the SwMI MM to recover the inconsistent individual subscriber information in their databases after a faulty situation:
- the service shall be invoked after a faulty situation which may be a full or partial system, database or connection close-down (crash). It shall be any faulty situation that have affected directly or indirectly the database services so that the individual subscriber information distributed in the databases in the different SwMIs is not correct;

- the SwMI MM the means to verify (e.g. periodically) that the individual subscriber information is consistent in the SwMI databases across the ISI.

The service is defined between two SwMI MMs in this clause. These two SwMI MMs shall be the invoking SwMI MM and the invoked SwMI MM and they shall carry out the service as a collaborating pair. There shall be as many of these pairs as there are SwMI MMs connected to the invoking SwMI MM, unless it is certain that the recovery is not needed across certain ISI(s). From the IDR service point of view the different collaborating pairs operate independently from each other.

The service shall comprise both of the following:

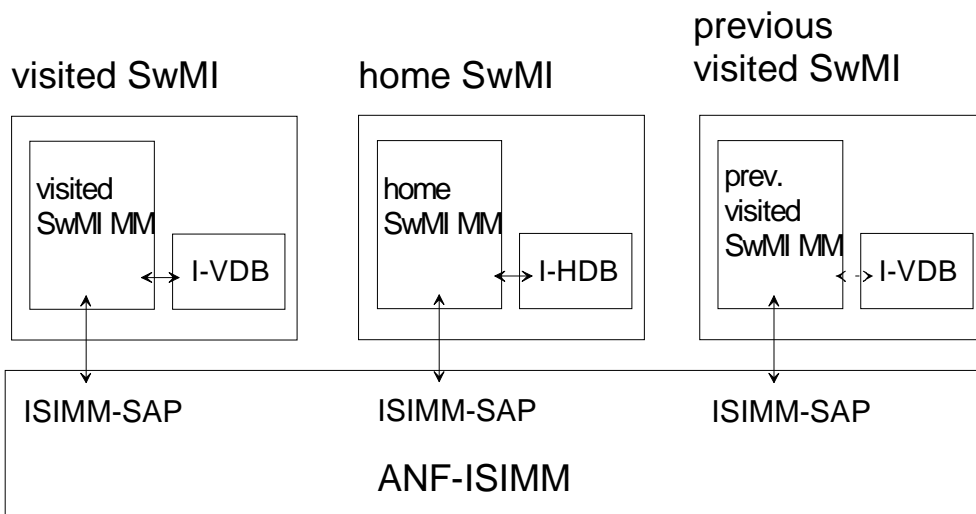
- Home Mobility Management (HMM) recovery: the service recovers the I-HDB, e.g. if it has been affected by a faulty situation. The service also removes the obsolete data related to the individual subscribers from the collocated HAC and G-HDB, if needed;
- Visitor Mobility Management (VMM) recovery: the service recovers the I-VDB, e.g. if it has been affected by a faulty situation. The service also removes the obsolete data related to the individual subscribers from the collocated VAC and G-VDB, if needed.

NOTE: It is possible, that the SwMI MM initiates the HMM and the VMM recovery at the same time. This is needed if both the I-VDB and the I-HDB in the SwMI are affected by the faulty situation.

The service shall apply the migration, the restricted migration and the RSI services as defined in this ETS with the amendments as defined in this clause.

### 14.3 Service architecture

Figure 21 illustrates the service architecture of the IDR service.



NOTE 1: The arrows illustrate the information exchange routes of the service.

NOTE 2: In addition, the following databases may be applicable for the IDR service:

- the G-VDB and the VAC in the visited SwMI and the previous visited SwMI; and
- the G-HDB and the HAC in the home SwMI.

**Figure 21: The service architecture of the IDR service**

#### 14.4 Normal procedures

##### 14.4.1 Invocation

##### 14.4.1.1 Invocation criteria

The IDR shall be invoked as defined in the following two cases:

- 1) HMM recovery shall be invoked if both of the following are valid:
  - if there is a need to invoke the service, i.e. if either of the following is valid:
    - if there is a risk that the individual subscriber information saved in the I-HDB is not consistent with the I-VDB in another SwMI; or
    - in order to verify (e.g. periodically) that the group information in the G-HDB is consistent with the I-VDB in another SwMI; and
  - if the following I-HDB information is available for each individual subscriber:
    - the individual subscriber numbers to be recovered (ISSIs); and
    - the migration profile(s), basic and SS, of the individual subscriber.
- 2) VMM recovery shall be invoked if both of the following are valid:
  - if there is a need to invoke the service, i.e. if either of the following is valid:
    - if there is a risk that the individual subscriber information saved in the I-VDB is not consistent with the I-HDB of the home SwMI; or
    - in order to verify (e.g. periodically) that the individual subscriber information saved in the I-VDB is consistent with the I-HDB of the home SwMI; and
  - if the following I-VDB information is available: At least the ITSIs of the visiting individual subscribers and the age stamp information of the original migration or of a newer recorded interaction between the visited SwMI MM and the individual subscriber. Such interaction may be e.g. a periodic registration in the visited SwMI.

As stated before, the IDR service shall be invoked separately between the invoking SwMI MM and every SwMI MMs which share the ISI with the invoking SwMI MM if the above mentioned conditions are met.

##### 14.4.1.2 Invocation of ANF-ISIMM

In case 1) the home SwMI MM shall start the HMM recovery as follows:

- the home SwMI MM shall prepare the I-HDB ready for the HMM recovery. Thus, it shall restore the latest reliable copy of the I-HDB or if such copy is not available the I-HDB records shall be cleared. If the I-HDB records are cleared, they shall be created with the following information: the individual subscriber numbers to be recovered (ISSIs) and the migration profile(s), basic and SS, of the individual subscriber.

NOTE 1: It is assumed that each I-HDB knows its MNI.

NOTE 2: As the back-up copies are normally done in certain intervals it is possible that the latest database updates are not included in the back-up copy of the I-HDB. However, the purpose of the IDR service is to correct such inconsistencies as long as the stated required data is available (e.g. the ISSIs).

It is assumed that the home SwMI MM saves the age or the time related to the migration in the collocated I-HDB as part of the migration or restricted migration service as defined in clause 6 and clause 7, respectively. However, the home SwMI MM may need to invoke the IDR when its capabilities to retrieve the age information has been affected, and thus, it may not be able to derive the correct age of some or all of the recorded migration acts. However, the home SwMI MM shall be able to provide the following information in the case of HMM recovery:

- if available, the real age of the migration which has been made in the visited SwMI MM; or
- if the age of the migration is not reliably available in the home SwMI MM, an age that is "old enough": The "old enough" age shall not be less than the real age, but may be more than the real age if the exact age cannot be determined. If the home SwMI MM is not able to determine the real age the special "maximum age" shall be used. In other words, the "maximum age" shall be used if nothing else is available;
- the home SwMI MM shall invoke ANF-ISIMM by issuing the HMM recovery \_req as follows, hence referred as case 1):
  - a) ANF-ISIMM invoke id: the home SwMI MM shall allocate a unique value to be used during the invocation and operation of the service;
  - b) recovery type: Individual subscriber, i.e. the recovery recovers individual subscriber data (as opposed to group data);
  - c) MNI of the invoking SwMI: the MNI of the home SwMI MM;
  - d) MNI of the invoked SwMI: the MNI of the visited SwMI MM; and
  - e) optionally: proprietary information. The contents of the proprietary information is outside the scope of this ETS.

In case 2) the visited SwMI MM shall start the VMM recovery as follows:

- the visited SwMI MM shall prepare the I-VDB ready for the VMM recovery by doing all the following actions:
  - the visited SwMI MM shall restore the latest reliable copy of the I-VDB. The copy shall contain at least the following information of the individual subscribers: the ITSIs of the individual subscriber and the age stamp information of the original migration or of a newer interaction between the SwMI MM and the individual subscriber. Such interaction may be e.g. a periodic registration in the visited SwMI; and
  - the visited SwMI MM shall make the necessary preparations in order to provide the home SwMI MM with the appropriate age stamp for the recorded migrations and restricted migrations. The visited SwMI MM shall be able to provide the home SwMI MM with the correct age of the migration or the restricted migration. The correct age shall be either:
    - the real age of the migration, the restricted migration or, if available, of the last recorded contact within the SwMI, e.g. registration (location update) that is done in the visited SwMI after the migration; or
    - an age that is "old enough": The "old enough" age shall not be less than the real age, but may be more than the real age if the exact age cannot be determined. If the SwMI MM is not able to determine the real age the special "maximum age" shall be used;
  - the age stamp shall not indicate a younger age than the real age as the home SwMI MM uses the age stamp to determine the validity of the virtual migration or restricted migration. I.e. when the SwMI MM receives a Migration\_ind it shall compare the age stamp of that indication to the age of the recorded migration (or the restricted migration), if any, in the I-HDB;

- depending on the implementation, the ensuring of the correctness of the age stamp information may be done e.g. in one of the following ways:
  - if absolute time is saved to indicate the age of the actions, that information shall be used as it is recorded; or
  - if relative time is used, it shall be ensured that the needed age difference additions shall be made as applicable to ensure that the age information is either correct or not less than the true age of the actions. Thus, the SwMI MM shall ensure that the duration of the faulty situation is included in the time information. In addition, the length of the interval for saving the back up copies may need to be added to the ages, too, if such back up copy is used and if it is likely that the faulty situation did not start imminently after the back up copy was saved;
- the visited SwMI MM shall invoke ANF-ISIMM by issuing the VMM recovery\_req with the following information:
  - a) ANF-ISIMM invoke id: the visited SwMI MM shall allocate a unique value to be used during the service instance, i.e. during the invocation and the operation of the service (carrying out one VMM recovery service);
  - b) recovery type: individual subscriber, i.e. the recovery recovers individual subscriber data (opposed to group);
  - c) MNI of the invoking SwMI: the MNI of the visited SwMI MM;
  - d) MNI of the invoked SwMI: the MNI of the home SwMI MM; and
  - e) optionally: proprietary information. The contents of the proprietary information is outside the scope of this ETS.

#### 14.4.2 Operation

This subclause is applicable for cases 1) and 2) unless otherwise stated.

##### 14.4.2.1 The visited SwMI MM receives the HMM recovery indication

This subclause is applicable only for case 1).

Upon receipt of the HMM recovery\_ind (containing the same information as the corresponding HMM recovery\_req) from the ANF-ISIMM, the visited SwMI MM shall record the ANF-ISIMM invoke id and verify that it can support the HMM recovery. If the support is possible, the visited SwMI MM shall send the HMM recovery\_resp to the ANF-ISIMM with the following information:

- a) ANF-ISIMM invoke id: the value shall be the same as in the received HMM recovery\_ind;
- b) recovery type: individual subscriber, i.e. the recovery recovers individual subscriber data (opposed to group data);
- c) MNI (home SwMI MM): MNI of the invoking SwMI;
- d) MNI (visited SwMI MM): MNI of the invoked SwMI; and
- e) optionally: proprietary information. The contents of the proprietary information is outside the scope of this ETS.

Upon receipt of the HMM recovery\_conf (containing the same information as the corresponding HMM recovery\_resp) from the ANF-ISIMM, the home SwMI MM shall consider the HMM recovery as started, and it shall be ready to recover the virtual service primitives of the HMM recovery as defined in this clause.

**14.4.2.1A The home SwMI MM receives the VMM recovery indication**

This subclause is applicable only for case 2).

Upon receipt of the VMM recovery\_ind (containing the same information as the corresponding VMM recovery\_req) from the ANF-ISIMM, the home SwMI MM shall record the ANF-ISIMM invoke id and verify that it can support the VMM recovery. The home SwMI MM shall be able to support the VMM recovery if the I-HDB is in a consistent state.

Then, the home SwMI MM shall send the VMM recovery\_resp to the ANF-ISIMM with the following information:

- a) ANF-ISIMM invoke id: the value shall be the same as in the received VMM recovery\_ind;
- b) recovery type: individual subscriber, i.e. the recovery recovers individual subscriber data (opposed to group data);
- c) MNI (visited SwMI MM): MNI of the invoking SwMI;
- d) MNI (home SwMI MM): MNI of the invoked SwMI; and
- e) optionally: proprietary information. The contents of the proprietary information is outside the scope of this ETS.

Upon receipt of the VMM recovery\_conf (corresponding to the VMM recovery\_resp) from the ANF-ISIMM, the visited SwMI MM shall consider the VMM recovery service as started.

**14.4.2.2 The virtual migration or restricted migration**

The visited SwMI MM shall detect the I-VDB for the first or next migrated individual subscriber that has an I-VDB record. If the registration status is either "registered, migrated" "registered, restricted migration" the visited SwMI MM shall invoke the migration or restricted migration as follows:

- as defined in subclause 6.5.1.2 or subclause 7.5.1.2, the invocation criteria as defined for the services shall be applicable and the corresponding service invoked as the service invocation was due to the receipt of the LOCATION UPDATE PDU from the individual subscriber. Thus, the fact that the Migration\_req is sent due to the IDR does not change the invocation criteria between the Migration or the Restricted migration services;
- the visited SwMI MM shall send the Migration\_req as defined in subclause 6.5.1.2 or subclause 7.5.1.2, with the following exceptions:
  - ANF-ISIMM invoke id: the value shall be the same as in the received HMM recovery demand\_ind;
  - "Migration type" information shall be:
    - migration, if the migration service has been invoked; or
    - restricted migration, if the restricted migration service has been invoked;

NOTE 1: The migration type does not indicate call restoration as the possible call has either been re-routed to the visited SwMI or cleared based on the original migration invocation;

- "Age stamp" information shall be present and indicate the age of the migration or the last recorded contact with the SwMI MM;
- "Call restoration support" information shall be omitted; and
- "Recovery" information shall be present to indicate that the Migration\_req is sent as part of the recovery service; or

Then, the operation shall take place in the case of migration as defined in clause 6 and in the case of restricted migration as defined in clause 7 except that:

- if exchanged, the SS-migration profiles shall be exchanged before the Migration\_resp; and
- the conditional "Recovery" information shall be added to all exchanged primitives. The "Recovery" information shall indicate that the service is part of the recovery service.

NOTE 2: In the case of lack of resources, the SwMI MM may give a lower priority to the actions related to the IDR service than to other services, e.g. to the normal (non-recovery related) migration service.

#### 14.4.2.3 The virtual RSI

If applicable, i.e. if the invocation criteria as defined for the RSI in this ETS is met, the invocation and the operation of the RSI service shall take place as defined in this ETS except that:

- ANF-ISIMM invoke id: the value shall be the same as in the sent HMM recovery demand\_req;
- "Recovery" information shall be added to the exchanged primitives. The "Recovery" information shall indicate that the service is part of the recovery service; and
- age stamp shall indicate the age as received in the Migration\_ind or if the sending of the Remove subs\_req has been delayed for any reason, the delay shall be added to the value of the age stamp;

NOTE: If the invocation of the RSI in the case of IDR implies that virtual migration requested by the visited SwMI MM has been accepted (and not rejected due to an old age stamp) by the home SwMI MM.

#### 14.4.2.4 The iteration

Upon completion of the virtual RSI service, i.e. the RSI due to the recovery service, or if the virtual RSI is not invoked, upon completion of the virtual migration or the virtual restricted migration, the visited SwMI MM shall continue the execution of the recovery service. Thus, the visited SwMI MM shall detect the information of the next individual subscriber as described in subclause 14.4.2.2 and continue as defined in that subclause.

Upon completion of the virtual migration or restricted migration, the virtual RSI shall be invoked, if applicable.

Then, visited SwMI MM shall continue the iteration as defined in this subclause until the I-VDB is scanned through, i.e. when the virtual migration or virtual restricted migration and the virtual RSI, if applicable, is carried out for all the individual subscribers that are recorded as migrated in the SwMI MM.

During the recoveries, the SwMI MMs may control the pace in which the recovery related messages are sent by delaying the sending of the primitives, so that the recovery does not disturb any non-recovery related services. However, if such delays take place, the SwMI MM shall add the delay to value of the age stamp.

#### 14.4.2.5 The completion of the IDR

##### 14.4.2.5.1 VMM recovery

In case 2), when the records in the I-VDB has been scanned through the visited SwMI MM shall send the VMM recovery completed\_req to ANF-ISIMM with the following information:

- a) ANF-ISIMM invoke id: the value shall be the same as in the send VMM recovery\_req;
- b) recovery type: individual subscriber, i.e. the recovery recovers individual subscriber data (opposed to group data);
- c) MNI (visited SwMI MM): MNI of the invoking SwMI;



- d) MNI (home SwMI MM): MNI of the invoked SwMI; and
- e) optionally: proprietary information. The contents of the proprietary information is outside the scope of this ETS.

Then, the visited SwMI MM shall become idle.

Upon receipt of the VMM recovery completed\_ind (containing the same information as the corresponding VMM recovery completed\_req), the home SwMI MM shall become idle.

#### 14.4.2.5.2 HMM recovery

In case 1), when the records in the I-VDB has been scanned through the following shall take place:

The visited SwMI MM shall send the HMM recovery completed\_req to ANF-ISIMM with the following information:

- a) ANF-ISIMM invoke id: the value shall be the same as in the received HMM recovery demand\_ind;
- b) recovery type: individual subscriber, i.e. the recovery recovers individual subscriber data (opposed to group data);
- c) MNI (home SwMI MM): MNI of the invoking SwMI;
- d) MNI (visited SwMI MM): MNI of the invoked SwMI; and
- e) optionally: proprietary information. The contents of the proprietary information is outside the scope of this ETS.

Then, the home SwMI MM shall become idle.

Upon receipt of the HMM recovery completed\_ind (containing the same information as the corresponding HMM recovery completed\_req), the home SwMI MM shall become idle.

#### 14.5 Exceptional procedures

This subclause defines the exceptional procedures that shall be applied if the normal operation of the IDR service fails. The exceptional procedures as defined for the migration, restricted migration and RSI services are applicable for the IDR service when these services are invoked as part of the IDR service.

The exceptional procedures as defined in this subclause may be overridden by an additional agreement between the SwMI operators (that cover the exceptional situation), see note 1.

NOTE 1: The contents of the additional agreements and their applicability in different situations are outside the scope of this ETS.

NOTE 2: All exceptional situations arising within one SwMI are outside the scope of this ETS. Such exceptional cases are e.g. exceptional situations detected within the SwMI MM if the service cannot be invoked over the ISI, if the service cannot be continued or if there is no inter-TETRA connection permanently or temporarily available to the peer SwMI MM etc.

Upon receipt of the HMM recovery\_ind, the visited SwMI MM shall reject the HMM recovery if its own I-VDB is not in a consistent state, i.e. if it considers that the contents of its I-VDB cannot be trusted. In addition, the HMM recovery may need to be rejected for other reasons, e.g. unknown SwMI.

If the visited SwMI MM rejects the HMM recovery it shall send the HMM recovery reject\_req to ANF-ISIMM with the following information:

- a) ANF-ISIMM invoke id: the value shall be the same as in the received HMM recovery demand\_ind;
- b) recovery type: recovery type: individual subscriber, i.e. the recovery recovers individual subscriber data (opposed to group data);

- c) MNI (home SwMI MM): MNI of the invoking SwMI;
- d) MNI (visited SwMI MM): MNI of the invoked SwMI;
- e) recovery rejection cause, which shall be one of the following:
  - unknown error: a generic error cause, which shall be used when the other error causes are not applicable;
  - unknown SwMI; or
  - temporary error; and
- f) optionally: proprietary information. The contents of the proprietary information is outside the scope of this ETS.

Upon receipt of the VMM recovery\_ind, the home SwMI MM shall reject the VMM recovery if its own I-HDB is not in a consistent state, i.e. if it considers that the contents of its I-HDB cannot be trusted. In addition, the VMM recovery may need to be rejected for other reasons, e.g. unknown SwMI.

If the visited SwMI MM rejects the VMM recovery it shall send the VMM recovery reject\_req to ANF-ISIMM with the following information:

- a) ANF-ISIMM invoke id: the value shall be the same as in the received VMM recovery demand\_ind;
- b) recovery type: recovery type: Individual subscriber, i.e. the recovery recovers individual subscriber data (opposed to group data);
- c) MNI (visited SwMI MM): MNI of the invoking SwMI;
- d) MNI (home SwMI MM): MNI of the invoked SwMI;
- e) recovery rejection cause, which shall be one of the following:
  - unknown error: a generic error cause, which shall be used when the other error causes are not applicable;
  - unknown SwMI; or
  - temporary error; and
- f) optionally: proprietary information. The contents of the proprietary information is outside the scope of this ETS.

If the HMM or VMM recovery rejection cause is "unknown SwMI" the home SwMI MM may re-invoke the service up to two times in order to (try to) complete the service successfully. However, if the recovery rejection cause is "temporary error" the visited SwMI MM shall invoke the VMM recovery service to recover its I-VDB, and thus, the home SwMI MM shall not re-invoke the HMM recovery service against the visited SwMI MM.

#### 14.6 Dynamic description

Figure 22 contains the dynamic description of the IDR service as provided by the ANF-ISIMM.

The dynamic description is given using the SDL conventions as defined in ITU-T Recommendation Z.100 [9]. In addition, the following conventions are used:

- the input signals from the left and output signals to the left represent primitives from and to the home SwMI;
- the input signals from the right and output signals to the right represent primitives from and to the visited SwMI.

The following service primitives shall be applicable for the IDR service in addition to the primitives defined for migration, restricted migration and RSI:

- HMM recovery completed\_req and HMM recovery completed\_ind, the information contents of the primitives are as defined in this clause. The primitives shall be used to indicate the completion of the IDR operation;
- HMM recovery \_req and HMM recovery \_ind, the information contents of the primitives are as defined in this clause. The primitives shall be used to invoke the HMM recovery;
- HMM recovery\_resp and HMM recovery\_conf, the information contents of the primitives are as defined in this clause. The primitives shall be used to acknowledge the invocation indication of the HMM recovery; and
- HMM recovery reject\_req and HMM recovery reject\_ind, the information contents of the primitives are as defined in this clause. The primitives shall be used to reject the invocation of the HMM recovery.

The following states shall be used for IDR service in addition to the states defined for the migration, the restricted migration and the RSI services:

- IDLE: no IDR in progress. Shall replace the IDLE state defined for migration, restricted migration and RSI;
- RECOVERY-REQUESTED: IDR service requested by the home SwMI MM;
- RECOVERY-INITIATED: IDR service in progress;
- WAIT-FOR-COMPLETION: awaiting indication that the service has been completed; and
- REMOVE: awaiting RSI service invocation.

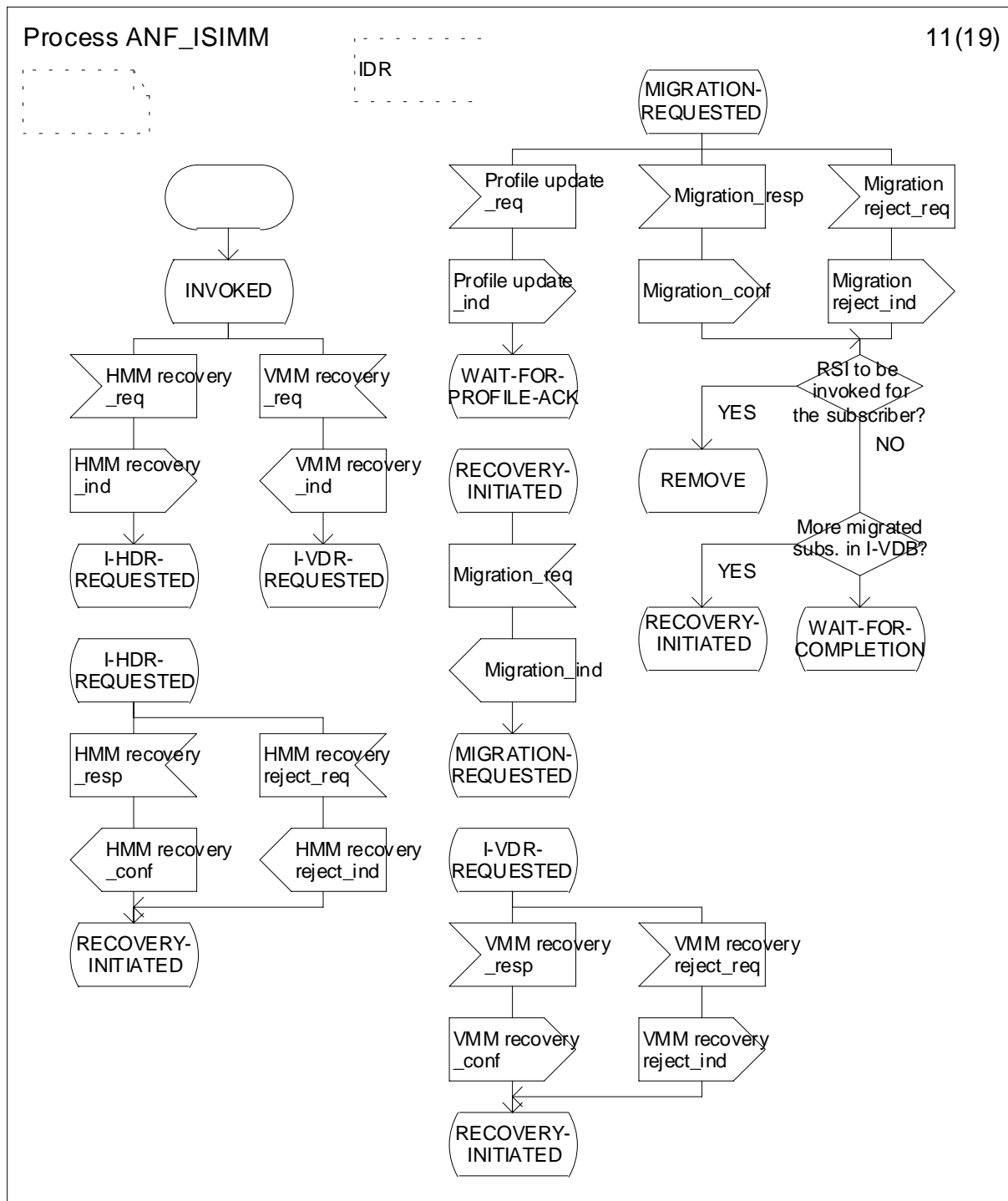


Figure 22: Stage 1 SDL description of IDR service

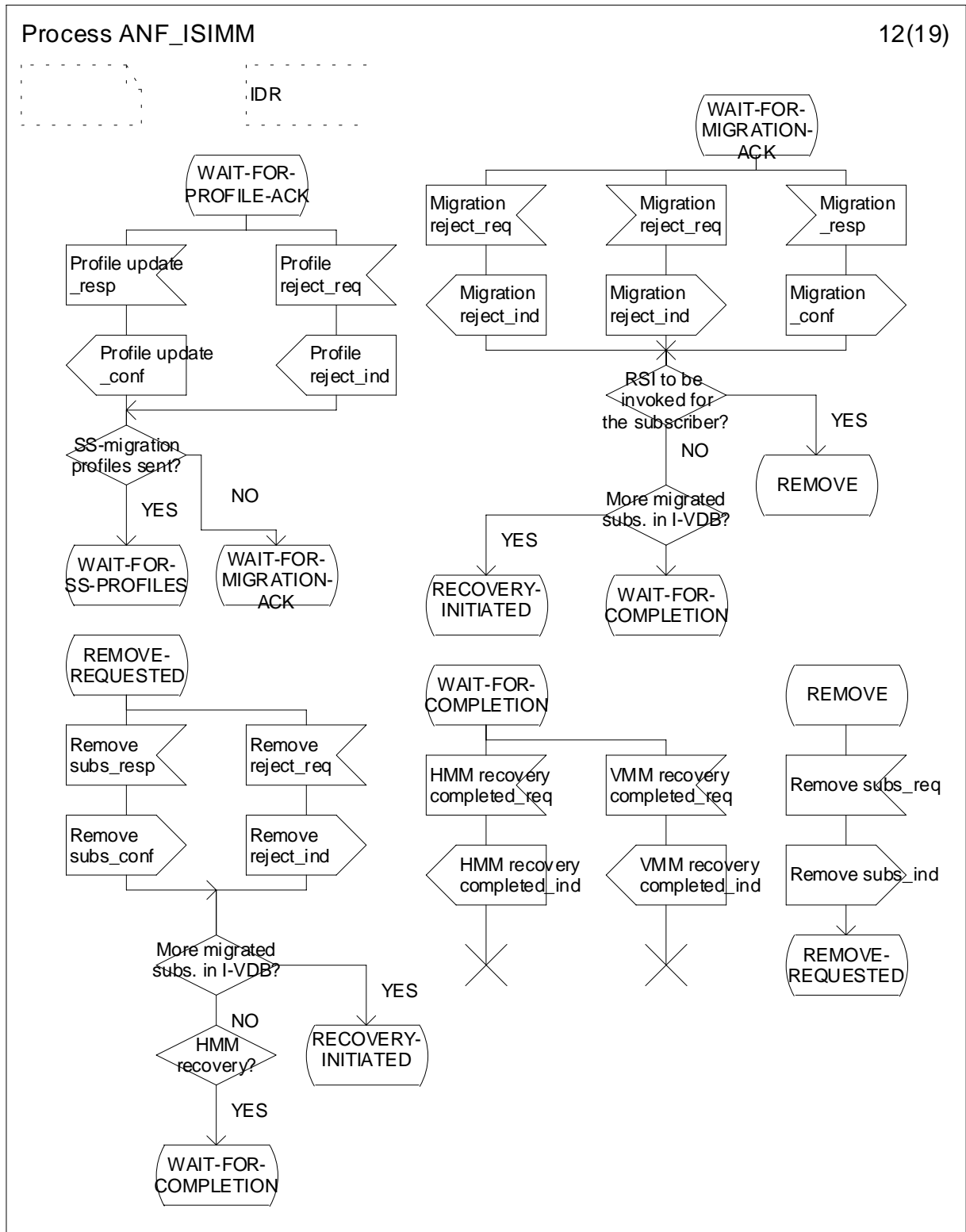


Figure 23: Stage 1 SDL description of IDR service

## 15 Group attachment service description (stage 1)

### 15.1 Service definition

The group attachment service as defined in this clause extends the AI group attachment service, see note 1, across the ISI. Consequently, the service supports the extension of the group calls across the ISI and the migrated subscribers' participation in these calls.

NOTE 1: The term AI group attachment service refers to the attachment/detachment of group identities service and the subservice enabling the group attachment and detachment within the registration service as defined in ETS 300 392-2 [1], clause 15, when these services are used to attach the individual subscriber to the group. The ANF-ISIMM services related to these AI services when they are used to detach the individual subscriber from the group are defined in clause 16.

NOTE 2: The group call is defined in another standard.

The group attachment service is supported between the visited SwMI MM in which the subscriber is migrated and his home SwMI MM. This home SwMI MM shall also be the home SwMI MM of the group.

NOTE 3: The group attachment service in which the home SwMI of the group is different from the home SwMI of the individual subscriber is outside the scope of this ETS.

### 15.2 Service description

The group attachment service is a conditional service for SwMI MMs. It shall be supported by a SwMI MM if the collocated SwMI CC supports Additional Network Feature - Inter-System Interface Group Call (ANF-ISIGC). If supported, the group attachment service shall be as defined in this clause.

The group attachment service enables the migrated subscriber's attachment to the group across the ISI as follows:

- from the visited SwMI MM to the home SwMI MM: The visited SwMI MM may invoke the service across the ISI in order to attach a migrated subscriber to the group, see note 1;

NOTE 1: This implies that the migrating or migrated individual subscriber has requested the group attachment in the AI.

- the group attachment may be the first or a subsequent group attachment:
  - the first group attachment is applicable if no individual subscribers are attached to the group in the visited SwMI prior to the requested group attachment; and
  - the subsequent group attachment is applicable if one or more individual subscribers are attached to the group in the previous visited SwMI, but the group attachment will be indicated to the home SwMI. The service is used e.g. to indicate to the home SwMI MM that an important member of the group is attached to the group;
- from the home SwMI MM to the visited SwMI MM: The home SwMI MM may invoke the service across the ISI in order to attach a migrated subscriber to the group. The group attachment may be the first or a subsequent group attachment.

The service shall be invoked from the visited SwMI MM in which the individual subscriber is migrated or is migrating, and the home SwMI MM of the individual subscriber shall be that of the group.

As part of the group attachment service, the visited SwMI MM shall create the basic migration profile of the group. In addition, if a supplementary service is supported for the group in the visited SwMI the corresponding SS-migration profile may or shall be created for the group, see ETS 300 392-12 [4]. The migration profile(s) are either created from the predefined profile(s) in the visited SwMI or their contents are exchanged across the ISI. The migration profile(s) shall be created when the first migrated subscriber is attached to the group and they are used until the last subscriber is detached from the group in the visited SwMI MM.

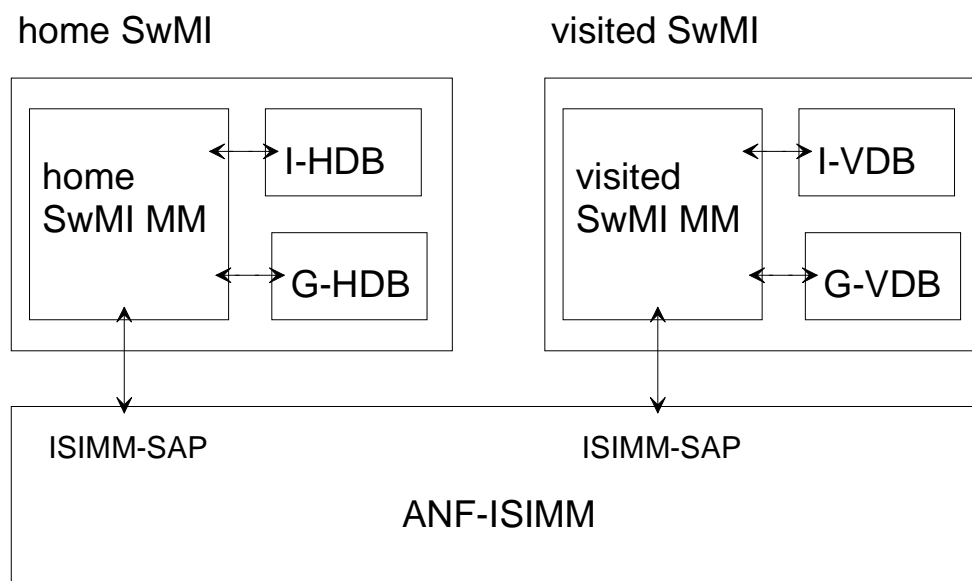
NOTE 2: The definition of the pre-defined profiles is outside the scope of this ETS.

Upon completion of the group attachment service, the following shall take place when the group call is invoked:

- the home SwMI CC shall extend the group call across the ISI to the visited SwMIs in which the group is attached to one or more individual subscribers; and
- the visited SwMI CC shall establish the group call to the individual subscribers that are attached to the group in that visited SwMI.

### 15.3 Service architecture

Figure 24 illustrates the service architecture of the group attachment service.



NOTE: The arrows illustrate the information exchange routes of the service.

**Figure 24: The service architecture of the group attachment service**

### 15.4 Normal procedures

#### 15.4.1 Invocation

##### 15.4.1.1 Invocation criteria

ANF-ISIMM shall be invoked if any of the following takes place:

- the migrated subscriber has invoked the (MS initiated) AI group attachment service as defined in ETS 300 392-2 [1], clause 15.

NOTE: The AI group attachment invocation is identified in the visited SwMI MM by the receipt of the U-ATTACH/DETACH GROUP IDENTITY PDU or of the U-LOCATION UPDATE DEMAND if either of them contains the following information:

- "Group identity attach/detach mode" is "Attachment";
- "Group identity uplink" contains "Group identity attach/detach type identifier" as "Attachment" and both "GSSI" and "Address Extension" which specify the group to be attached;
- in the case of U-LOCATION UPDATE DEMAND PDU the information shall be included in the "Group identity location demand" element.

- In addition, the migration or restricted migration service as defined in clause 6 or clause 7, respectively, shall have been invoked and completed for the individual subscriber. The visited SwMI MM shall consider the migration or the restricted migration as successfully completed if the registration status is "registered, migrated" or "registered, restricted migration" in the I-VDB.
- Optionally, the home SwMI MM may invoke the group attachment service across the ISI in order to attach a migrated subscriber to the group. In this case, the migration or restricted migration service as defined in clause 6 or clause 7, respectively, shall have been invoked and completed for the individual subscriber. The home SwMI MM shall consider the migration or the restricted migration as successfully completed if the registration status is "registered, migrated" or "registered, restricted migration" in the I-HDB and the associated location information refers to the visited SwMI.

Upon initiation of the group attachment service, the following cases are identified and the related actions are defined in this clause:

- 1) A request for group attachment has been initiated in a visited SwMI MM, and according to the G-VDB the group is not previously attached to any subscriber in the visited SwMI MM.
- 2) A request for group attachment has been initiated in a visited SwMI MM, and according to the G-VDB the group is previously attached to at least one other subscriber in the visited SwMI MM but the group's profile indicates that every group attachment shall be sent to home SwMI MM.
- 3) A request for group attachment has been initiated in a visited SwMI MM, and according to the G-VDB the group is previously attached to at least one other subscriber in the visited SwMI MM, but the migration profile of the group or of the individual subscriber indicates that the individual subscriber is an important member of the group.
- 4) A request for group attachment has been initiated in a visited SwMI MM, according to the G-VDB the group is previously attached to at least one other individual subscriber in the visited SwMI MM, but neither migration profile of the group nor of the individual subscriber indicates that the subscriber is allowed to attach to the group.
- 5) A request for group attachment has been initiated in the home SwMI MM for a migrated subscriber and the group's G-HDB information indicates that the group is not attached to any subscriber in the visited SwMI MM in which the individual subscriber is migrated.
- 6) A request for group attachment has been initiated in the home SwMI MM for a migrated subscriber and the group's G-HDB information indicates that the group is attached to at least one other individual in the visited SwMI MM in which the individual subscriber is migrated.

If the group attachment service is supported by the SwMI MM, the support of cases 1) - 4) is mandatory; the support of cases 5) and 6) is optional. However, if supported both cases 5) and 6) shall be supported (and not only either one).

#### **15.4.1.2 Invocation of ANF-ISIMM**

##### **15.4.1.2.1 Case 1)**

In case 1) if the group attachment invocation criteria is met, the visited SwMI MM shall invoke ANF-ISIMM by issuing the Group attachment\_req. The primitive shall contain the following information:

- a) ANF-ISIMM invoke id: the visited SwMI MM shall allocate a unique value to be used during the service instance, i.e. during the invocation and operation of the service (serving one group attachment act);
- b) GSSI of the group;
- c) following conditional element(s) present, shall be "Present" and indicate that the MNI of the group and the MNI of the visited SwMI MM follow this information in the primitive;

NOTE 1: The qualifier conditional in the information name refers to the definition of a conditional information as defined for the static descriptions of the primitive (and not to the dynamic descriptions as defined here).



- d) conditionally: MNI of the group;
- e) conditionally: MNI of the visited SwMI MM: shall be used to indicate the visited SwMI MM;
- f) First/Subsequent group attachment, which shall be "First group attachment";
- g) Home/Visited SwMI MM initiated, which shall be "Visited SwMI MM initiated";
- h) profile exchange support, which shall be either:
  - supported, if the visited SwMI MM supports the exchange of basic and SS-migration profiles for the group, i.e. if the home SwMI may send them to the visited SwMI MM to be used for the group while it is attached in the visited SwMI; or
  - not supported, if the visited SwMI MM does not support the exchange of the migration profile(s) for the group;
- i) subscriber information in group profile support, which shall be either:
  - supported: shall indicate that the visited SwMI MM supports the inclusion of "Subscriber information" element(s) in the group's basic migration profile; or
  - not supported: shall indicate that the visited SwMI MM does not support the inclusion of "Subscriber information" element(s) in the group's basic migration profile;
- j) ISSI of the individual subscriber to be attached to the group;
- k) following conditional element(s) present, shall be "Present" and indicate that the supported "Pre-defined profile set reference(s)" information follows this information in the primitive;
- l) conditionally: pre-defined profile set reference(s), supported sets, The information shall contain the references of the pre-defined migration profile sets which may be used for the group in the visited SwMI. The information shall be a set of one to sixteen pre-defined profile reference sets. Each Profile reference set shall refer to a number from one to sixteen. One profile reference set shall refer to the pre-defined migration profile(s) of which the contents are known to the home and to the visited SwMI MMs. Each reference set shall correspond to a basic and possibly to one or more SS-migration profiles. One reference set shall contain all the profile information needed for the creation of the migration profile(s) for the group in the visited SwMI MM;  
  
NOTE 2: The term temporary migration profile, basic or SS-migration, is used for the profile which the visited SwMI MM sends to the home SwMI MM.
- m) following conditional element(s) present, shall be "Not present" and indicate that the acceptable "Pre-defined profile set reference(s)" information does not follow this information in the primitive;
- n) recovery: the value shall be "No recovery";
- o) conditionally: age stamp, shall be included if the age of the recorded group attachment request is greater than zero, i.e. if the Group attachment\_req is not sent immediately upon initiation of the group attachment in the visited SwMI MM. If included, the age stamp shall indicate in seconds the time that has elapsed since the visited SwMI MM received the AI group attachment service request or since it originally invoked the group attachment across the ISI (if this service invocation is a re-invocation, e.g. due to a temporary error);

- p) optionally: the length of the PISN number of the visited SwMI MM and the PISN number. If included, the home SwMI MM shall save and use the PISN number for addressing purposes over the ISI to cater for the group; and

NOTE 3: The PISN number may be used to indicate the preferred gateway if the visited SwMI MM has several PISN gateways with different numbers. The different gateways may be used e.g. to traffic load purposes or to optimize distances in the case of wide area SwMI.

- q) optionally: proprietary information. The contents of the proprietary information is outside the scope of this ETS.

#### 15.4.1.2.2 Cases 2) - 4)

In cases 2) - 4) if the group attachment invocation criteria is met, the visited SwMI MM shall invoke ANF-ISIMM by issuing the Group attachment\_req. The primitive shall contain the following information:

- a) ANF-ISIMM invoke id: the visited SwMI MM shall allocate a unique value to be used during the service instance;
- b) GSSI of the group;
- c) following conditional element(s) present, shall be "Present" and indicate that the MNI of the group and the MNI of the visited SwMI MM follow this information in the primitive;
- d) MNI of the group;
- e) MNI of the visited SwMI MM: shall be used to indicate the visited SwMI MM;
- f) First/Subsequent group attachment, which shall be "Subsequent group attachment";
- g) Home/Visited SwMI MM initiated, which shall be "Visited SwMI MM initiated";
- h) profile exchange support: "Not supported";
- i) subscriber information in group profile support: "Not supported";
- j) ISSI of the individual subscriber to be attached to the group;
- k) following conditional element(s) present, shall be "Not present" and indicate that the preferred "Pre-defined profile set reference(s)" information does not follow this information in the primitive (as the migration profile(s) of the group have already been created);
- l) following conditional element(s) present, shall be "Not present" and indicate that the acceptable "Pre-defined profile set reference(s)" information does not follow this information in the primitive (as the migration profile(s) of the group have already been created);
- m) recovery: the value shall be "No recovery";
- n) conditionally: age stamp, shall be included if the age of the recorded group attachment request is greater than zero, i.e. if the Group attachment\_req is not sent immediately upon initiation of the group attachment in the visited SwMI MM. If included, the age stamp shall indicate in seconds the time that has elapsed since the visited SwMI MM received the AI group attachment service request or since it originally invoked the group attachment across the ISI (if this service invocation is a re-invocation, e.g. due to a temporary error);
- o) optionally: proprietary information. The contents of the proprietary information is outside the scope of this ETS.

**15.4.1.2.3 Case 5)**

In case 5) if the group attachment invocation criteria is met, the home SwMI MM shall invoke ANF-ISIMM either:

- by issuing the Group attachment\_req if the pre-defined migration profile(s) shall be used for the group in the visited SwMI. The Group attachment\_req shall contain the following information:
  - a) ANF-ISIMM invoke id: the home SwMI MM shall allocate a unique value to be used during the service instance;
  - b) GSSI of the group;
  - c) following conditional element(s) present, shall be "Present" and indicate that the MNI of the group and the MNI of the visited SwMI MM follow this information in the primitive;
  - d) MNI of the group;
  - e) MNI of the visited SwMI MM: shall be used to indicate the visited SwMI MM;
  - f) First/Subsequent group attachment, which shall be "First group attachment";
  - g) Home/Visited SwMI MM initiated, which shall be "Home SwMI MM initiated";
  - h) profile exchange support: "Not supported";
  - i) subscriber information in group profile support: "Not supported";
  - j) ISSI of the individual subscriber to be attached to the group;
  - k) following conditional element(s) present, shall be "Present" and indicate that the preferred "Pre-defined profile set reference(s)" information follows this information in the primitive;
  - l) pre-defined profile set reference, preferred set: the information shall contain the reference of the preferred pre-defined migration profile set which shall be used for the group in the visited SwMI MM, if supported. The information shall refer to a number from one to sixteen. The profile reference set shall refer to the pre-defined migration profile(s) of which the contents are known to the home and to the visited SwMI MMs. The reference set shall correspond to a basic and possibly to one or more SS-migration profiles. The reference set shall contain all the profile information needed for the creation of the migration profile(s) for the group in the visited SwMI MM;
  - m) following conditional element(s) present, shall be "Present" and indicate that the acceptable "Pre-defined profile set reference(s)" follow this information in the primitive;
  - n) pre-defined profile set reference(s), acceptable sets: the information shall contain the references of the acceptable pre-defined migration profile sets which may be used for the group in the visited SwMI. The information shall be a set of one to sixteen pre-defined profile reference sets. Each Profile reference set shall refer to a number from one to sixteen. One profile reference set shall refer to the pre-defined migration profile(s) of which the contents are known to the home and to the visited SwMI MMs. Each reference set shall correspond to a basic and possibly to one or more SS-migration profiles. One reference set shall contain all the profile information needed for the creation of the migration profile(s) for the group in the visited SwMI MM;
  - o) recovery: the value shall be "No recovery";
  - p) conditionally: age stamp, shall be included if the age of the recorded group attachment request is greater than zero, i.e. if the Group attachment\_req is not sent immediately upon initiation of the group attachment in the visited SwMI MM. If included, the age stamp shall indicate in seconds the time that has elapsed since the visited SwMI MM received the AI group attachment service request or since it originally invoked the group attachment across the ISI (if this service invocation is a re-invocation, e.g. due to a temporary error); and

- q) optionally: proprietary information. The contents of the proprietary information is outside the scope of this ETS; or
- by issuing the Profile update\_req if the home SwMI wishes to send the migration profile(s) to be used for the group in the visited SwMI to the visited SwMI MM. The Profile update\_req shall contain the following information:

NOTE 1: The term original migration profile, basic or SS-migration, is used for the profile which the home SwMI MM sends to the visited SwMI MM.

- a) ANF-ISIMM invoke id: the home SwMI MM shall allocate a unique value to be used during the service instance;
- b) GSSI;
- c) following conditional element(s) present, shall be "Present" and indicate that the MNI of the group and the MNI of the visited SwMI MM follow this information in the primitive;
- d) MNI of the group. shall indicate the MNI of the group to the visited SwMI;
- e) MNI of the visited SwMI MM: shall be used to indicate the visited SwMI MM;
- f) profile type: the value shall be "Group";
- g) group basic migration profile (original): the original basic migration profile shall indicate the basic service profile that the home SwMI MM requests to be used for the group in the visited SwMI. The profile shall contain the following information:
  - profile status, shall be "Profile Replacement";
  - point-to-multipoint service, shall be:
    - supported; or
    - not supported;
  - point-to-multipoint acknowledged service, shall be:
    - supported; or
    - not supported;
  - point-to-multipoint broadcast service, shall be:
    - supported; or
    - not supported;
  - speech service, shall be either:
    - one ore more of the supported services; or
    - not supported;
  - circuit mode unprotected data service, shall be either of the following:
    - supported; or
    - not supported;
  - circuit mode protected (low) data service, shall be either of the following:
    - supported; or
    - not supported;

- circuit mode protected (high) data service, shall be either of the following:
  - supported; or
  - not supported;
- interleaving depth, shall be as follows:
  - no interleaving;
    - supported; or
    - not supported;
  - short interleaving depth = 1 shall be either of the following:
    - supported; or
    - not supported;
  - medium interleaving depth = 4 shall be either of the following:
    - supported; or
    - not supported;
  - long interleaving depth = 8 shall be either of the following:
    - supported; or
    - not supported;
- SCLNS shall be either:
  - supported; or
  - not supported;
- IP service shall be either:
  - supported; or
  - not supported;
- AI encryption state list, shall specify all the AI encryption states that the group may support (i.e. is able to and allowed to support) in the visited SwMI. The possible supported states are the following:
  - 1;
  - 2;
  - 3a; and
  - 3b;
- the values are defined in ETS 300 392-7 [5], subclause 6.1.5.1, and they indicate e.g. the type of the supported encryption keys for the group, if any. In addition, the values 2, 3a and 3b shall imply that the AI encryption is supported for the following group services: circuit mode speech and data services, SDS, SCLNS and IP service;
- end-to-end encryption service, shall be either:
  - supported; or
  - not supported;
- the value supported shall mean that the end-to-end encryption may be used. The end-to-end encryption is applicable for the circuit mode speech and data services. The use of the end-to-end encryption shall be determined on the invocation of each service, when a call is invoked;

- group attachment/detachment, shall be one of the following:
  - first group attachment and last group detachment;
  - important user group attachment shall be sent to home SwMI; or
  - every group attachment shall be sent to home SwMI;
- number of SS-information: shall be a value from 0 to 32 and indicate the number of following SS-information elements;
- conditionally: SS-information, element shall be present as many times as indicated by the "Number of SS-information" element. One information element shall define one supplementary service. The information element shall contain the following two sub-elements:
  - SS-type: shall identify a TETRA supplementary service, see subclause 34.2.86;
  - SS-status: shall indicate if the supplementary service indicated in the first sub-element is supported or not for the group, and if supported whether the original SS-migration profile will be sent to the visited SwMI MM. The element shall have one of the following:
    - not supported: shall indicate that the supplementary service is not supported;
    - supported, with original SS-migration profile: shall indicate that the supplementary service is supported with the corresponding original SS-migration profile (i.e. the original SS-migration profile will be sent in the following SS-profile update\_req); or
    - supported, without original SS-migration profile: without original SS-migration profile: shall indicate that the supplementary service is supported without the corresponding original SS-migration profile;
- default SS-information, shall be one of the following:
  - shall not be supported: shall indicate that the TETRA supplementary services that are not listed in the SS-information elements shall not be supported for the group; or
  - shall be supported: shall indicate that the TETRA supplementary services that are not listed in the SS-information elements may be supported for the group;
- optionally: SDS profile. If included, shall be used to indicate "Supported" or "Not supported" for each of the following SDS sub-elements:
  - pre-defined short message;
  - user defined short message;
  - user defined Data 1;
  - user defined Data 2;
  - user defined Data 3; and
  - user defined Data 4;
- optionally: maximum number of timeslots, shall be one of the following:
  - up to one slot;
  - up to two slots;
  - up to three slots; or
  - up to four slots;

- optionally: call time-out timer (T310), shall be one of the following:
  - 30 seconds;
  - 45 seconds;
  - 60 seconds;
  - 2 minutes;
  - 3 minutes;
  - 4 minutes;
  - 5 minutes;
  - 6 minutes;
  - 8 minutes;
  - 10 minutes;
  - 12 minutes;
  - 15 minutes;
  - 20 minutes; or
  - 30 minutes;
  
- optionally: call time-out set-up phase timer (T301), shall be one of the following:
  - 1 second;
  - 2 seconds;
  - 5 seconds;
  - 10 seconds;
  - 20 seconds;
  - 30 seconds; or
  - 60 seconds;
  
- optionally: group priority, if included, shall indicate an internally defined priority to be used within the visited SwMI. It shall be used in the call set up in addition to the call priority element:
  - no priority;
  - low priority;
  - normal priority;
  - high priority; or
  - emergency priority;

NOTE 2: This priority is not related to the AI call priority.

- optionally: subscriber information, the information element may be repeated. One information element shall specify the relationship between the group and the indicated individual subscriber. One information element shall contain the following sub-elements:
  - ISSI of the individual subscriber, the MNI of the individual subscriber shall be that of the group. The individual subscriber is a member of the group and that he may attach to it;
  - subscriber status, shall indicate one of the following:
    - not important subscriber; or
    - important subscriber;
  - class of usage: shall have a value from 0 to 7, see ETS 300 392-2 [1], subclause 16.10.6; and
  - optionally: proprietary information. The contents of the proprietary information is outside the scope of this ETS;
  
- optionally: any type 3 elements as defined in this ETS;

- h) SS-profile update indicator, which shall be one of the following:
  - SS-profile update\_req not applicable: The sending of the original SS-migration profiles to the visited SwMI MM is not applicable for the group; or
  - SS-profile update\_req sent after the Group attachment\_resp: The original SS-migration profile(s) are exchanged after the Group attachment\_resp is issued;
- i) recovery: the value shall be "No recovery"; and
- j) optionally: proprietary information. The contents of the proprietary information is outside the scope of this ETS.

The SS-profile update indicator shall indicate if the home SwMI MM sends the original SS-migration profiles to the visited SwMI MM or not. The sending of a particular original SS-migration profile is mandatory if the two following conditions are met:

- if the SS-migration profile is required in the visited SwMI for a group that is attached in the visited SwMI MM according to the corresponding supplementary service subpart(s) of ETS 300 392-12 [4]; and
- if the support of the corresponding supplementary service is requested for the group in the visited SwMI as part of the basic migration profile in the Profile update\_req.

#### 15.4.1.2.4 Case 6)

In case 6) if the group attachment invocation criteria is met, the home SwMI MM shall invoke ANF-ISIMM by issuing the Group attachment\_req. The primitive shall contain the following information:

- a) ANF-ISIMM invoke id: the home SwMI MM shall allocate a unique value to be used during the service instance;
- b) GSSI of the group;
- c) following conditional element(s) present, shall be "Present" and indicate that the MNI of the group and the MNI of the visited SwMI MM follow this information in the primitive;
- d) MNI of the group;
- e) MNI of the visited SwMI MM: shall be used to indicate the visited SwMI;
- f) First/Subsequent group attachment, which shall be "Subsequent group attachment";
- g) Home/Visited SwMI MM initiated, which shall be "Home SwMI MM initiated";
- h) profile exchange support: "Not supported";
- i) subscriber information in group profile support: "Not supported";
- j) ISSI of the individual subscriber to be attached to the group;
- k) following conditional element(s) present, shall be "Not present" and indicate that the preferred "Pre-defined profile set reference(s)" information does not follow this information in the primitive (as the migration profile(s) of the group have already been created);
- l) following conditional element(s) present, shall be "Not present" and indicate that the acceptable "Pre-defined profile set reference(s)" information does not follow this information in the primitive (as the migration profile(s) of the group have already been created);
- m) recovery: the value shall be "No recovery";



- n) conditionally: age stamp, shall be included if the age of the recorded group attachment request is greater than zero, i.e. if the Group attachment\_req is not sent immediately upon initiation of the group attachment in the visited SwMI MM. If included, the age stamp shall indicate in seconds the time that has elapsed since the visited SwMI MM received the AI group attachment service request or since it originally invoked the group attachment across the ISI (if this service invocation is a re-invocation, e.g. due to a temporary error); and
- o) optionally: proprietary information. The contents of the proprietary information is outside the scope of this ETS.

## **15.4.2 Operation**

### **15.4.2.1 Case 1)**

Upon receipt of the Group attachment\_ind (containing the same information as the corresponding Group attachment\_req) from the ANF-ISIMM, the home SwMI MM shall validate the group attachment. The group attachment may be rejected if e.g. it is not allowed for the individual subscriber or if the age stamp is included in the Group attachment\_ind and if it indicates a newer age than the age of the individual subscriber's recorded detachment from the group, if such recording exists in the G-VDB.

If the home SwMI MM does not reject the group attachment the home SwMI MM shall continue the operation of the group attachment service according to one of the following ways:

- by using the pre-defined profile(s). In this case, the operation continues as defined in subclause 15.4.2.1.1;
- by exchanging the basic migration profile with the visited SwMI MM. In this case, the operation continues as defined in subclause 15.4.2.1.2;
- by exchanging the basic migration and the SS-migration profile(s) with the visited SwMI MM. In this case, the operation continues as defined in subclause 15.4.2.1.2.

#### **15.4.2.1.1 Group attachment with pre-defined migration profile(s)**

##### **15.4.2.1.1.1 Updates to G-HDB**

The home SwMI MM shall create a G-HDB record for the group with the following information:

- the MNI of the visited SwMI MM as the visited SwMI MM in which the group has been attached;
- the age information of the group attachment request so that the home SwMI MM is able to determine the age of the recorded group attachment at any time. If the age stamp was not included in the Group attachment\_ind the current age shall be considered as zero; and
- if included, the PISN number of the visited SwMI MM. The PISN number shall be used for all ISI connections that are established for the group to the visited SwMI.

In addition, the home SwMI MM may save in the G-HDB record of the group the following information:

- the indication that the pre-defined migration profile(s) are used for the group; and
- the individual subscriber's attachment to the group.

The age of the recorded group attachment may be saved e.g. by updating the current real time or by using a relative time from which the home SwMI MM shall be able to derive the elapsed time. The home SwMI MM shall save the information in order to compare competing group attachment and group detachment (group detachment is defined in clause 16) requests, if needed. This may take place e.g. if the home SwMI MM receives one Group attachment\_ind and one Group detachment\_ind for the individual subscriber for one group from the visited SwMI MM; if so, the one with the newer age stamp shall be accepted, the other one shall be rejected.

**15.4.2.1.1.2 Sending of group attachment approval**

The home SwMI MM shall send the Group attachment\_resp to ANF-ISIMM indicating that the home SwMI MM has approved the group attachment. The primitive shall contain the following information:

- a) ANF-ISIMM invoke id: the value shall be the same as in the received Group attachment\_ind;
- b) GSSI;
- c) First/Subsequent group attachment, which shall be "First group attachment";
- d) Home/Visited SwMI MM initiated;
- e) ISSI of the individual subscriber to be attached to the group;
- f) following conditional element(s) present, shall be "Present" and indicate that the used "Pre-defined profile set reference(s)" information follows this information in the primitive;
- g) pre-defined profile set reference(s), used set: The information shall contain the reference of the pre-defined migration profile set which shall be used for the group in the visited SwMI MM. The information shall refer to a number from one to sixteen, and the value shall be one of the values received as "Pre-defined profile set reference, supported sets" in the Group attachment\_ind;
- h) recovery: the value shall be "No recovery";
- i) conditionally: age stamp, shall be included if the age of the recorded group attachment response is greater than zero, i.e. if the Group attachment\_resp is not sent immediately upon completion of the group attachment act in the visited SwMI MM. If included, the age stamp shall indicate in seconds the time that has elapsed since the visited SwMI MM completed the group attachment act;
- j) optionally: the length of the PISN number of the home SwMI MM and the PISN number. If included, the visited SwMI MM shall save and use the PISN number for addressing purposes over the ISI to cater for the group; and

NOTE: The PISN number may be used to indicate the preferred gateway if the home SwMI MM has several PISN gateways with different numbers. The different gateways may be used e.g. to traffic load purposes or to optimize distances in the case of wide area SwMI.

- k) optionally: proprietary information. The contents of the proprietary information is outside the scope of this ETS.

**15.4.2.1.1.3 Receipt of group attachment approval**

Upon receipt of Group attachment\_conf (containing the same information as the corresponding Group attachment\_resp) from the ANF-ISIMM, the visited SwMI MM shall:

- verify that the ANF-ISIMM invoke id is correct, i.e. the value is the same as in the sent Group attachment\_req;
- create the G-VDB record for the group, if needed, see note 1;

NOTE 1: Depending on the implementation, the group record may exist in the G-VDB even when the group is not attached in the visited SwMI MM. The record exists if the visited SwMI MM saves the group detachment information in the G-VDB in order to support e.g. the GDR service as defined in clause 17.

- derive the contents of the migration profiles (both basic and, if needed, SS) for the group as indicated by the "Pre-defined profile set reference, used set" information in the Group attachment\_conf;
- if the age stamp is included, verify that it indicates a newer age than the age of the individual subscriber's recorded detachment from the group, if such recording exists in the G-VDB;

NOTE 2: It is not mandatory to save the group detachment information in the databases after the group attachment has been removed, i.e. in the case of group detachment the attachment may be removed without saving the information that the group has been detached nor the time information of the detachment act. In addition, especially in the case of first group attachment as there is no existing record for the group in the G-VDB it is possible that there is no information of the previous detachments related to the group.

- complete the (MS initiated) AI group attachment service in order to grant the group attachment to the individual subscriber as defined in ETS 300 392-2 [1], clause 15;

NOTE 3: The granting of the group attachment implies the following information in the D-ATTACH/DETACH GROUP IDENTITY ACKNOWLEDGEMENT PDU or the D-LOCATION UPDATE ACCEPT PDU:

"Group identity accept/reject" as "Attachment/detachment accepted";

"Group identity attach/detach type identifier" as "Attachment".

- update the individual subscriber as "attached" to the G-VDB; and
- save the current time for the age stamp purposes to the G-VDB record in a way that the visited SwMI MM is able to determine the age of the individual subscriber's group attachment act at any time.

Then, the visited SwMI MM shall become idle.

#### **15.4.2.1.2 Group attachment with migration profile exchange**

##### **15.4.2.1.2.1 Updates to G-HDB**

If the home SwMI MM does not reject the group attachment, it shall create the G-HDB record of the group with the following information:

- the MNI of the visited SwMI MM as the visited SwMI MM in which the group has been attached;
- the age information of the group attachment request so that the home SwMI MM is able to determine the age of the recorded group attachment at any time. If the age stamp was not included in the Group attachment\_ind, the current age shall be considered as zero; and
- if included, the PISN number of the visited SwMI MM.

##### **15.4.2.1.2.2 Sending of original basic migration profile**

The home SwMI MM shall provide the visited SwMI MM with the original group basic migration profile by sending the Profile update\_req to ANF-ISIMM. The primitive shall contain the following information:

NOTE: The term original migration profile, basic or SS-migration, is used for the profile which the home SwMI MM sends to the visited SwMI MM.

- a) ANF-ISIMM invoke id: the value shall be the same as in the received Group attachment\_ind;
- b) GSSI;
- c) following conditional element(s) present, shall be "Not present" and indicate that the MNI of the group and the MNI of the visited SwMI MM do not follow this information in the primitive;
- d) profile type: the value shall be "group";
- e) group basic migration profile (original): the original basic migration profile shall indicate the basic service profile that the home SwMI MM requests to be used for the group in the visited SwMI. The contents of the profile shall be as in g) in Profile update\_req in subclause 15.4.1.2.3;

- f) SS-profile update indicator, which shall be one of the following:
  - SS-profile update\_req not applicable: the sending of the original SS-migration profiles to the visited SwMI MM is not applicable for the group; or
  - SS-profile update\_req sent (after the Group attachment\_resp): the original SS-migration profile(s) are exchanged after the Group attachment\_resp is issued;
- g) recovery: the value shall be "No recovery"; and
- h) optionally: proprietary information. The contents of the proprietary information is outside the scope of this ETS.

The SS-profile update indicator shall indicate if the home SwMI MM sends the original SS-migration profile(s) to the visited SwMI MM or not. The sending of a particular original SS-migration profile is mandatory if the two following conditions are met:

- if the SS-migration profile is required in the visited SwMI for a group that is attached in the visited SwMI MM according to the corresponding supplementary service subpart(s) of ETS 300 392-12 [4]; and
- if the support of the corresponding supplementary service is requested for the group in the visited SwMI as part of the basic migration profile.

#### 15.4.2.1.2.3 Creation of basic migration profile

Upon receipt of the Profile update\_ind (containing the same information as the corresponding Profile update\_req) from ANF-ISIMM, the visited SwMI MM shall verify that the received ANF-ISIMM invoke id is correct, i.e. the value is the same as in the sent Group attachment\_req.

Then, the visited SwMI MM shall create the basic migration profile for the group. The profile shall contain the service authorizations concerning the group in the visited SwMI. The visited SwMI MM shall create the basic migration profile in one of the following ways:

- the original migration profile shall be used as received from the home SwMI MM, i.e. the services are supported for the group as requested by the home SwMI.
- The temporary migration profile shall be created and used while the individual subscriber is migrated in the visited SwMI. In this case the visited SwMI MM does not offer services for the group as proposed by the home SwMI MM but creates a temporary migration profile that shall be used instead. The reason for creating the temporary migration profile may be e.g. that the visited SwMI MM cannot support the services as requested by the home SwMI MM or that the visited SwMI MM restricts the use of its services for groups.

The visited SwMI MM shall save the created basic migration profile to the G-VDB.

#### 15.4.2.1.2.4 Sending of temporary basic migration profile

The visited SwMI MM shall provide the home SwMI MM with the created basic migration profile information by sending the Profile update\_resp to ANF-ISIMM. The primitive shall contain the following information:

- a) ANF-ISIMM invoke id: the value shall be the same as in the sent Group attachment\_req;
- b) GSSI;
- c) profile type (individual/group): shall be set to "Group";
- d) basic migration profile info: shall indicate one of the following as applicable:
  - accepted as received: the visited SwMI MM accepted and saved the original basic migration profile as it was received;

- redefined by the visited SwMI MM: the visited SwMI MM created a new temporary basic migration profile to be used for the group. The contents of the temporary basic migration profile shall be sent to the home SwMI MM, see the element Basic migration profile(temporary);
- e) conditionally: basic migration profile (temporary), if the value of the Basic migration profile info is "Redefined by the visited SwMI MM", otherwise the element shall be omitted. If included, the group basic migration profile shall contain the following information:
- profile status, shall be "Profile Response";
    - point-to-multipoint service, shall be either of the following:
      - supported; or
      - not supported;
    - point-to-multipoint acknowledged service, shall be either of the following:
      - supported; or
      - not supported;
    - point-to-multipoint broadcast service, shall be either of the following:
      - supported; or
      - not supported;
    - speech service, shall be either:
      - one or more of the supported services; or
      - not supported;
    - circuit mode unprotected data, shall be either of the following:
      - supported; or
      - not supported;
    - circuit mode protected (low) data service, shall be either of the following:
      - supported; or
      - not supported;
    - circuit mode protected (high) data service, shall be either of the following:
      - supported; or
      - not supported;
    - interleaving depth, shall be as follows:
      - no interleaving:
        - supported; or
        - not supported;
      - short interleaving depth = 1 shall be either of the following:
        - supported; or
        - not supported;
      - medium interleaving depth = 4 shall be either of the following:
        - supported; or
        - not supported;

- long interleaving depth = 8 shall be either of the following:
  - supported; or
  - not supported;
- SCLNS shall be either:
  - supported; or
  - not supported;
- IP service shall be either:
  - supported; or
  - not supported;
- AI encryption state list, shall specify the supported AI encryption state for the group. The supported state shall be one of the following:
  - 1;
  - 2;
  - 3a; or
  - 3b;
- the values are defined in ETS 300 392-7 [5], subclause 6.1.5.1, and they indicate e.g. the type of the supported encryption keys for the group, if any. In addition, the values 2, 3a and 3b shall imply that the AI encryption is supported for the following group services: circuit mode speech and data services, SDS, SCLNS and IP service;
- end-to-end encryption shall be either:
  - supported; or
  - not supported;
- the value supported shall mean that the end-to-end encryption may be used. The end-to-end encryption is applicable for the circuit mode speech and data services. The use of the end-to-end encryption shall be determined on the invocation of each service, when a call is invoked;
- group attachment/detachment, shall be one of the following:
  - first group attachment and last group detachment;
  - important user group attachment shall be sent to home SwMI; or
  - every group attachment shall be sent to home SwMI;
- number of SS-information: shall be a value from 0 to 32 and indicate the number of following SS-information elements;
- conditionally: SS-information, element shall be present as many times as indicated by the "Number of SS-information" element. One information element shall define one supplementary service. The information element shall contain the following two sub-elements:
  - SS-type: shall identify a TETRA supplementary service, see subclause 34.2.86;
  - SS-response status: shall indicate if the supplementary service is supported or not for the individual subscriber. The element shall be either of the following:
    - not supported: shall indicate that the supplementary service is not supported;
    - supported: shall indicate that the supplementary service is supported;

- if the SS-migration profile is required for the supplementary service, the home SwMI MM shall send the profile in a SS-profile update\_req to the visited SwMI or the supplementary service is not supported despite of the value of the SS-response status element;
- default SS-information, shall be one of the following:
  - shall not be supported: shall indicate that the TETRA supplementary services that are not listed in the SS-information elements shall not be supported for the group; or
  - shall be supported: shall indicate that the TETRA supplementary services that are not listed in the SS-information elements may be supported for the group;
- optionally: SDS profile. If included, shall be used to indicate "Supported" or "Not supported" for each of the following SDS sub-elements:
  - pre-defined short message;
  - user defined short message;
  - user defined Data 1;
  - user defined Data 2;
  - user defined Data 3; and
  - user defined Data 4;
- optionally: maximum number of timeslots, shall be one of the following:
  - up to one slot;
  - up to two slots;
  - up to three slots; or
  - up to four slots;
- optionally: call time-out timer (T310), shall be one of the following:
  - 30 seconds;
  - 45 seconds;
  - 60 seconds;
  - 2 minutes;
  - 3 minutes;
  - 4 minutes;
  - 5 minutes;
  - 6 minutes;
  - 8 minutes;
  - 10 minutes;
  - 12 minutes;
  - 15 minutes;
  - 20 minutes; or
  - 30 minutes;
- optionally: call time-out set-up phase timer (T301), shall be one of the following:
  - 1 second;
  - 2 seconds;
  - 5 seconds;
  - 10 seconds;
  - 20 seconds;
  - 30 seconds; or
  - 60 seconds;

- optionally: group priority, if included, shall indicate an internally defined priority to be used within the visited SwMI. It shall be used in the call set up in addition to the call priority element:
  - no priority;
  - low priority;
  - normal priority;
  - high priority; or
  - emergency priority;

NOTE: This priority is not related to the AI call priority.

- conditionally: subscriber information in group profile is supported, included if the inclusion of subscriber information in group profile is not supported by the visited SwMI MM and if the corresponding information was included in the received Profile update\_req. The information element shall have the value "Not supported";
  - optionally: any type 3 elements as defined in this ETS;
- f) recovery: the value shall be "No recovery"; and
- g) optionally: proprietary information. The contents of the proprietary information is outside the scope of this ETS.

#### **15.4.2.1.2.5 Receipt of temporary basic migration profile**

Upon receipt of the Profile update\_conf (containing the same information as the corresponding Profile update\_resp) from ANF-ISIMM, the home SwMI MM shall:

- verify that the ANF-ISIMM invoke id is correct in the received primitive, i.e. the value is the same as in the received Group attachment\_ind; and
- verify that the group attachment is allowed, i.e. that there is no reason to reject the group attachment based on the received temporary basic migration profile.

In addition, the home SwMI MM may save the temporary basic migration profile in the G-HDB. The saving and use of the temporary basic migration profile is optional in the home SwMI.

#### **15.4.2.1.2.6 Sending of group attachment approval**

Shall be as subclause 15.4.2.1.1.2 with the following exceptions:

- h) following conditional element(s) present, shall be "Not present" and indicate that the "Pre-defined profile set reference(s)" information does not follow this information in the primitive; and
- i) pre-defined profile set reference(s), element shall be omitted.

#### **15.4.2.1.2.7 Receipt of group attachment approval**

Shall be as subclause 15.4.2.1.1.3 except that the action to create the contents of the migration profile(s) shall be omitted (as they are created already).

#### **15.4.2.1.3 SS-migration profile(s) exchange**

This subclause is applicable if the SS-migration profile indicator had the value "SS-profile update\_req sent after the Group attachment\_resp" in the sent Profile update\_req.



**15.4.2.1.3.1 Sending of original SS-migration profile(s)**

When applicable, the home SwMI MM shall send the original SS-migration profile(s) either immediately after sending the Profile update\_req or after receiving Profile update\_conf. The original SS-migration profile(s) shall be sent to ANF-ISIMM by using the SS-profile update\_req. The primitive shall contain the following information:

- a) ANF-ISIMM invoke id: the value shall be the same as in the received Group attachment\_ind;
- b) GSSI;
- c) following conditional element(s) present, shall be "Not present" and indicate that the MNI of the group and the MNI of the visited SwMI MM do not follow this information in the primitive;
- d) profile type: the value shall be "group";
- e) recovery: the value shall be "No recovery";
- f) number of SS-migration profiles: the value shall indicate the number of following SS-migration profiles;
- g) SS-migration profile (original): the One original SS-migration profile (original) shall contain one original SS-migration profile. The original SS-migration profile shall be the supplementary service profile that the home SwMI MM requests to be used for the group in the visited SwMI (for the corresponding supplementary service). The profile shall contain the following information:
  - SS-type: shall indicate the supplementary service to which the following SS-migration profile refers; see subclause 34.2.86;
  - SS-status: shall indicate if the supplementary service indicated in the first sub-element is supported or not for the group, and if supported whether the original SS-migration profile will be sent to the visited SwMI MM. The element shall have one of the following:
    - not supported: shall indicate that the supplementary service is not supported;
    - supported, with original SS-migration profile: shall indicate that the supplementary service is supported with the corresponding original SS-migration profile (i.e. the original SS-migration profile will be sent in the following SS-profile update\_req); or
    - supported, without original SS-migration profile: without original SS-migration profile: shall indicate that the supplementary service is supported without the corresponding original SS-migration profile;
  - SS-ISI-PROFILE, shall contain the ISI profile as defined for the indicated supplementary service in the corresponding subpart of ETS 300 392-12 [4];

SS-migration profile (original) element shall be repeated as many times as needed to convey all the SS-migration profiles. However, the element shall appear at least once;
- h) optionally: proprietary information. The contents of the proprietary information is outside the scope of this ETS.

**15.4.2.1.3.2 Creation of SS-migration profile(s)**

Upon receipt of the SS-profile update\_ind (containing the same information as the corresponding SS-profile update\_req) from ANF-ISIMM, the visited SwMI MM shall:

- verify that the received ANF-ISIMM invoke id is correct, i.e. the value is the same as in the sent Group attachment\_req;
- verify for each received original SS-migration profile that:
  - the supplementary service is supported for the group in the visited SwMI; and
  - the SS-migration profile is applicable for that supplementary service, see the corresponding subpart of ETS 300 392-12 [4].

If verification on the received original SS-migration profiles is successful, the visited SwMI MM shall create the corresponding SS-migration profile in one of the following ways:

- the original SS-migration profile shall be used as received from the home SwMI MM, i.e. the supplementary service is supported for the group as requested by the home SwMI;
- the temporary SS-migration profile shall be created and used for the duration that the group is attached in the visited SwMI MM. I.e. if the visited SwMI MM does not support the supplementary service for the individual subscriber as proposed by the home SwMI MM but creates instead a temporary profile (temporary SS-migration profile) that shall be used. The reason for creating the temporary SS-migration profile may be e.g. that the visited SwMI MM cannot support the supplementary service as requested by the home SwMI MM, that the visited SwMI MM restricts the use of the supplementary service for extended groups, etc.

NOTE: The term temporary migration profile, basic or SS-migration, is used for the profile which the visited SwMI MM sends to the home SwMI MM; and

- the visited SwMI MM shall verify that the SS-migration profile is created for each supported supplementary service if required, see the corresponding supplementary service subpart of ETS 300 392-12 [4]. If not created when required, the supplementary service shall be considered as not supported for the group and updated accordingly to the basic migration profile of the group.

Then, the visited SwMI MM shall save the created SS-migration profile(s) to the G-VDB.

**15.4.2.1.3.3 Sending of temporary SS-migration profile(s)**

Upon creation of the SS-migration profiles, the visited SwMI MM shall send the SS-profile update\_resp to ANF-ISIMM containing the created SS-migration profile(s) information. The primitive shall contain the following information:

- a) ANF-ISIMM invoke id: the value shall be the same as in the sent Group attachment\_req;
- b) GSSI;
- c) profile type: the value shall be "group";
- d) recovery: the value shall be "No recovery";
- e) number of not supported SSs: shall indicate the number of not supported SSs. The number shall be zero if no SS-migration profile(s) were required or, if required, and the creation was successful;
- f) conditionally: SS-xx not supported indication, shall be present as many times as indicated by the "Number of not supported SSs". Each element shall identify one not supported supplementary service (as the creation of the mandatory SS-migration profile has failed). If present, this information shall override the information included in the Profile update\_resp. The creation can have failed if e.g. the home SwMI MM did not send the original SS-migration profile for the supplementary service;

NOTE 1: The SS-xx stands for any TETRA supplementary service.

- g) number of SS-migration profiles: the value shall indicate the number of following SS-migration profiles;
- h) SS-migration profile (temporary): shall contain the information of one created temporary SS-migration profile, if the corresponding original SS-migration profile was received. The information shall be as follows:
- SS-type: shall identify the TETRA supplementary service to which the following SS-migration profile refers; see subclause 34.2.86;
  - SS-profile response status, shall specify the relationship between the original SS-migration profile (received in the SS-profile update\_ind) and the created temporary SS-migration profile. Shall be one of the following:
    - original SS-migration profile accepted as received, the original SS-migration profile is saved in the G-VDB as the SS-migration profile for that supplementary service;
    - original SS-migration profile redefined, contents not sent to the home SwMI MM, the created temporary migration profile created does not equal the received original SS-migration profile. The contents of the created temporary SS-migration profile are not sent to the home SwMI MM;
    - original SS-migration profile redefined, contents sent to the home SwMI MM, the created temporary migration profile created does not equal the received original SS-migration profile. The contents of the created temporary SS-migration profile are sent to the home SwMI MM; or
    - creation of the SS-migration profile failed: the creation of the SS-migration profile failed. If the SS-migration profile is needed for the supplementary service, the corresponding information in the SS-profile update\_resp shall indicate that the supplementary service is not supported for the group;
  - conditionally: SS-ISI-PROFILE, if the "SS-profile response status" has the value "Original SS-migration profile redefined, contents sent to the home SwMI MM". Shall indicate the used temporary SS-migration profile. The element shall contain the ISI profile as defined for the indicated supplementary service in the corresponding subpart of ETS 300 392-12 [4];

NOTE 2: The rules to return a particular temporary SS-migration profile, if created, is supplementary service dependant and is defined in each supplementary service description, see ETS 300 392-12 [4].

SS-migration profile response element shall be repeated; there shall be as many SS-migration profile response elements in the SS-profile update\_resp as there were SS-migration profile request elements in the SS-profile update\_ind;

- i) optionally: proprietary information. The contents of the proprietary information is outside the scope of this ETS.

#### **15.4.2.1.3.4 Receipt of temporary SS-migration profile(s)**

Upon receipt of the SS-profile update\_conf (containing the same information as the corresponding SS-profile update\_resp) from ANF-ISIMM, the home SwMI MM shall:

- verify that the ANF-ISIMM invoke id is correct in the received primitive, i.e. the value is the same as in the received Group attachment\_ind; and
- verify that the migration is allowed, i.e. that there is no reason to reject the migration based on the received temporary SS-migration profile(s).

In addition, the home SwMI MM may save the temporary SS-migration profile(s) in the G-HDB. The saving and use of the temporary SS-migration profile(s) is optional in the home SwMI.

#### 15.4.2.2 Cases 2) - 4)

##### 15.4.2.2.1 Updates to G-HDB

If the home SwMI MM does not reject the group attachment, it may update the individual subscriber's group attachment and the time information of the attachment (used to determine the age of the attachment) to the G-HDB of the group.

The age of the recorded group attachment may be saved e.g. by updating the current real time or by using a relative time from which the home SwMI MM shall be able to derive the elapsed time. The home SwMI MM shall save the information in order to compare competing group attachment and group detachment (see clause 16) requests, if needed. This may take place e.g. if the home SwMI MM receives one Group attachment\_ind and one Group detachment\_ind for the individual subscriber for one group from the visited SwMI MM.

##### 15.4.2.2.2 Sending of group attachment approval

The home SwMI MM shall send the Group attachment\_resp to ANF-ISIMM indicating that the home SwMI MM has approved the group attachment. The primitive shall contain the following information:

- a) ANF-ISIMM invoke id: the value shall be the same as in the received Group attachment\_ind;
- b) GSSI;
- c) First/Subsequent group attachment, which shall be "Subsequent group attachment";
- d) Home/Visited SwMI MM initiated, which shall be "Visited SwMI MM initiated";
- e) ISSI of the individual subscriber to be attached to the group;
- f) following conditional element(s) present, shall be "Not present" and indicate that the used "Pre-defined profile set reference(s)" information do not follow this information in the primitive;
- g) recovery: the value shall be "No recovery";
- h) conditionally: age stamp, shall be included if the age of the recorded group attachment response is greater than zero, i.e. if the Group attachment\_resp is not sent immediately upon completion of the group attachment act in the visited SwMI MM. If included, the age stamp shall indicate in seconds the time that has elapsed since the visited SwMI MM completed the group attachment act; and
- i) optionally: proprietary information. The contents of the proprietary information is outside the scope of this ETS.

##### 15.4.2.2.3 Receipt of group attachment approval

Upon receipt of Group attachment\_conf (containing the same information as the corresponding Group attachment\_resp) from the ANF-ISIMM, the visited SwMI MM shall:

- verify that ANF-ISIMM invoke id is correct, i.e. the value is the same as in the sent Group attachment\_req;
- if the age stamp is included, verify that it indicates a newer age than the age of the individual subscriber's recorded detachment from the group, if such recording exists in the G-VDB;

NOTE 1: It is not mandatory to save the group detachment information in the databases after the group attachment has been removed, i.e. in the case of group detachment the attachment may be removed without saving the information that the group has been detached nor the time information of the detachment act. In addition, especially in the case of first group attachment as there is no existing record for the group in the G-VDB it is possible that there is no information of the previous detachments related to the group.

- complete the (MS initiated) AI group attachment service in order to grant the group attachment to the individual subscriber as defined in ETS 300 392-2 [1], clause 15;

NOTE 2: The granting of the group attachment implies the following information in the D-ATTACH/DETACH GROUP IDENTITY ACKNOWLEDGEMENT PDU or the D-LOCATION UPDATE ACCEPT PDU:

"Group identity accept/reject" as "Attachment/detachment accepted"; and

"Group identity attach/detach type identifier" as "Attachment".

- update the individual subscriber as "attached" to the G-VDB record of the group; and
- save the current time for the age stamp purposes to the G-VDB record of the group in a way that the visited SwMI MM is able to determine the age of the individual subscriber's group attachment act at any time.

Then, the visited SwMI MM shall become idle.

#### 15.4.2.3 Case 5)

Either the subclause 15.4.2.3.1 or subclause 15.4.2.3.2 is applicable depending on the received primitive as follows:

- if the received primitive is Group attachment\_ind, subclause 15.4.2.3.1 is valid; or
- if the received primitive is Profile update\_ind, subclause 15.4.2.3.2 is valid.

##### 15.4.2.3.1 Home SwMI MM initiated group attachment with pre-defined migration profile(s)

Upon receipt of the Group attachment\_ind (containing the same information as the corresponding Group attachment\_req) from the ANF-ISIMM, the visited SwMI MM shall:

- create the G-VDB record of the group;
- create the basic and, if applicable, the SS-migration profile(s) of the group. The migration profile(s) shall be created based on the information as received from the home SwMI MM in the Group attachment\_ind. Thus, the first referenced pre-defined profile that is supported by the visited SwMI MM shall be used for the creation of the migration profile(s). If the creation of any of the SS-migration profiles fail in the visited SwMI and if the SS-migration profile is required for that supplementary service in the visited SwMI the supplementary service shall be considered as "not supported";
- save the created migration profile(s) to the G-VDB record of the group;
- assign a (V)GSSI for the group to be used in the visited SwMI, see ETS 300 392-1 [2], clause 7;
- attach the individual subscriber to the group as defined in ETS 300 392-2 [1], clause 16;
- update the individual subscriber's group attachment act to the G-VDB record of the group; and
- save the current time for the age stamp purposes to the G-VDB record of the group in a way that the visited SwMI MM is able to determine the age of the individual subscriber's group attachment act at any time.

Then, the visited SwMI MM shall send the Group attachment\_resp to the ANF-ISIMM indicating that the group attachment has been successfully completed in the visited SwMI MM. The primitive shall contain the following information:

- ANF-ISIMM invoke id: the value shall be the same as in the received Group attachment\_ind;
- GSSI;

- c) First/Subsequent group attachment, which shall be "First group attachment";
- d) Home/Visited SwMI MM initiated shall be "Home SwMI MM initiated";
- e) ISSI of the individual subscriber that has been attached to the group;
- f) following conditional element(s) present, shall be "Present" and indicate that the used "Pre-defined profile set reference(s)" information follows this information in the primitive;
- g) pre-defined profile reference, used set: the information shall contain the reference of the pre-defined migration profile set which has been used to create the migration profile of the group;
- h) recovery: the value shall be "No recovery";
- i) conditionally: age stamp, shall be included if the age of the recorded group attachment response is greater than zero, i.e. if the Group attachment\_resp is not sent immediately upon completion of the group attachment act in the visited SwMI MM. If included, the age stamp shall indicate in seconds the time that has elapsed since the visited SwMI MM completed the group attachment act;
- j) optionally: the length of the PISN number of the visited SwMI MM and the PISN number. If included, the home SwMI MM shall save and use the PISN number for addressing purposes over the ISI to cater for the group; and

NOTE: The PISN number may be used to indicate the preferred gateway to the home SwMI MM if the visited SwMI MM has several PISN gateways with different numbers. The different gateways may be used e.g. to traffic load purposes or to optimize distances in the case of wide area SwMI.

- k) optionally: proprietary information. The contents of the proprietary information is outside the scope of this ETS.

Upon receipt of the Group attachment\_conf (containing the same information as the corresponding Group attachment\_resp) from the ANF-ISIMM, the home SwMI MM shall update to the G-HDB record of the group the information that the group is attached in that visited SwMI, and if included in the Group attachment\_conf, the PISN number of the visited SwMI MM to be used to cater for the group to the visited SwMI, e.g. when the group call is invoked.

In addition, the home SwMI MM may save in the G-HDB record of the group:

- the information (e.g. the contents or the reference) of the pre-defined migration profile(s) that are used for the group; and
- the individual subscriber's attachment to the group.

#### **15.4.2.3.2 Home SwMI MM initiated group attachment with migration profile exchange**

##### **15.4.2.3.2.1 Creation of basic migration profile**

Upon receipt of the Profile update\_ind (containing the same information as the corresponding Profile update\_req) from ANF-ISIMM, the visited SwMI MM shall create the basic migration profile for the group. The profile shall contain the service authorizations concerning the group in the visited SwMI. The visited SwMI MM shall create the basic migration profile in one of the following ways:

- the original migration profile shall be used as received from the home SwMI MM, i.e. the services are supported for the group as requested by the home SwMI;
- the temporary migration profile shall be created and used while the individual subscriber is migrated in the visited SwMI. In this case the visited SwMI MM does not offer services for the group as proposed by the home SwMI MM but creates a temporary profile that shall be used instead. The reason for creating the temporary migration profile may be e.g. that the visited SwMI MM cannot support the services as requested by the home SwMI MM or that the visited SwMI MM restricts the use of its services for groups.

NOTE: The term temporary migration profile, basic or SS-migration, is used for the profile which the visited SwMI MM sends to the home SwMI MM.

Then, the visited SwMI MM shall assign the (V)GSSI for the group as defined in ETS 300 392-1 [2], clause 7, and save that and the created basic migration profile to the G-VDB.

#### **15.4.2.3.2.2 Sending of temporary basic migration profile**

As defined in subclause 15.4.2.1.2.4 except that the following conditional element may be included as part of the temporary basic migration profile (before the information "Any type 3 element"): if the inclusion of the subscriber information in group profile is not supported the element "Subscriber information in group profile is not supported" shall be included with the value "Not supported".

#### **15.4.2.3.2.3 Receipt of temporary basic migration profile**

As defined in subclause 15.4.2.1.2.5 except that:

- the ANF-ISIMM invoke id shall be the same as in the sent Profile update\_req; and
- if the received Profile update\_ind included the "Subscriber information" but the inclusion is not supported by the visited SwMI MM, the visited SwMI MM shall include the parameter "g) Subscriber information in group profile not supported" in the group basic migration profile in the Profile update\_resp.

#### **15.4.2.3.2.4 Sending of request for group attachment**

The home SwMI MM shall send the Group attachment\_req to the ANF-ISIMM with the following information:

- a) ANF-ISIMM invoke id: the value shall be the same as in the sent Profile update\_req;
- b) GSSI of the group;
- c) following conditional element(s) present, shall be "Not present" and indicate that the MNI of the group and the MNI of the visited SwMI MM do not follow this information in the primitive;
- d) First/Subsequent group attachment, which shall be "First group attachment";
- e) Home/Visited SwMI MM initiated, which shall be "Home SwMI MM initiated";
- f) profile exchange support, which shall be "Not supported";
- g) subscriber information in group profile support, which shall be "Not supported";
- h) ISSI of the individual subscriber to be attached to the group;
- i) following conditional element(s) present, shall be "Not present" and indicate that the preferred "Pre-defined profile set reference(s)" set information does not follow this information in the primitive;
- j) following conditional element(s) present, shall be "Not present" and indicate that the acceptable "Pre-defined profile set reference(s)" set information does not follow this information in the primitive;
- k) recovery: the value shall be "No recovery";
- l) conditionally: age stamp, shall be included if the age of the recorded group attachment request is greater than zero, i.e. if the Group attachment\_req is not sent immediately upon initiation of the group attachment in the visited SwMI MM. If included, the age stamp shall indicate in seconds the time that has elapsed since the visited SwMI MM received the AI group attachment service request or since it originally invoked the group attachment across the ISI (if this service invocation is a re-invocation, e.g. due to a temporary error); and

- m) optionally: proprietary information. The contents of the proprietary information is outside the scope of this ETS.

#### 15.4.2.3.2.5 Reception of group attachment

Upon receipt of the Group attachment\_ind (containing the same information as the corresponding Group attachment\_req) from the ANF-ISIMM, the visited SwMI MM shall:

- verify that ANF-ISIMM invoke id is correct, i.e. the value is the same as in the received Profile update\_ind;
- attach the individual subscriber to the group as defined in ETS 300 392-2 [1], clause 16;
- update the individual subscriber's attachment to the group to the G-VDB record of the group.

Then, the visited SwMI MM shall send the Group attachment\_resp to the ANF-ISIMM indicating that the group attachment has been successfully completed in the visited SwMI MM. The primitive shall contain the following information:

- a) ANF-ISIMM invoke id: the value shall be the same as in the received Profile update\_ind;
- b) GSSI;
- c) First/Subsequent group attachment, which shall be "First group attachment";
- d) Home/Visited SwMI MM initiated, which shall be "Home SwMI MM initiated";
- e) ISSI of the individual subscriber that has been attached to the group;
- f) following conditional element(s) present, shall be "Not present" and indicate that the used "Pre-defined profile set reference(s)" information does not follow this information in the primitive;
- g) recovery: the value shall be "No recovery";
- h) conditionally: age stamp, shall be included if the age of the recorded group attachment response is greater than zero, i.e. if the Group attachment\_resp is not sent immediately upon completion of the group attachment act in the visited SwMI MM. If included, the age stamp shall indicate in seconds the time that has elapsed since the visited SwMI MM completed the group attachment act;
- i) optionally: the length of the PISN number of the home SwMI MM and the PISN number. If included, the visited SwMI MM shall save and use the PISN number for addressing purposes over the ISI to cater for the group; and

NOTE: The PISN number may be used to indicate the preferred gateway to the visited SwMI MM if the home SwMI MM has several PISN gateways with different numbers. The different gateways may be used e.g. to traffic load purposes or to optimize distances in the case of wide area SwMI.

- j) optionally: proprietary information. The contents of the proprietary information is outside the scope of this ETS.

Then, based on the value of the SS-migration profile indicator in the Profile update\_ind, the visited SwMI MM shall become idle or wait for the SS-profile update\_req.

Upon receipt of the Group attachment\_conf (containing the same information as the corresponding Group attachment\_resp) from the ANF-ISIMM, the home SwMI MM shall update to the G-HDB record of the group the information that the group is attached in that visited SwMI.

In addition, the home SwMI MM may save in the G-HDB record of the group:

- if included in the Group attachment\_conf, the PISN number of the visited SwMI MM to be used to cater for the group to the visited SwMI, e.g. when the group call is invoked; and



- the individual subscriber's attachment to the group.

Then, based on the value of the SS-migration profile indicator in the Profile update\_ind, the home SwMI MM shall become idle or continue by sending the SS-profile update\_req to the ANF-ISIMM.

#### 15.4.2.3.2.6 SS-migration profile(s) exchange

As defined in subclause 15.4.2.1.3.

### 15.5 Exceptional procedures

This subclause defines the exceptional procedures that shall be applied if the normal operation of the group attachment service fails. These exceptional procedures may be overridden by exceptional procedures that are included in an additional agreement which is made between the SwMI operators, see note 1.

NOTE 1: The contents of the additional agreements and their applicability in different situations are outside the scope of this ETS.

NOTE 2: All exceptional procedures that are applied within one SwMI are outside the scope of this ETS. Such exceptional procedures are e.g. exceptional procedures if the service cannot be invoked or continued at some point after invocation over the ISI or if there is no inter-TETRA connection permanently or temporarily available to the peer SwMI MM etc.

Generally, if the Group attachment\_resp and Group attachment\_conf have been exchanged between the home and the visited SwMI MMs the group attachment shall be granted for the individual subscriber in the AI and the databases shall be updated accordingly. However, if the operation fails before the exchange of the Group attachment\_resp and the Group attachment\_conf the ANF-ISIMM group attachment service shall be considered as rejected and the following shall take place:

- the rejection shall be indicated across the ISI in either one of the following ways:
  - if the rejection is detected by the home SwMI MM it shall send the Group att reject\_req to the ANF-ISIMM which shall deliver the corresponding Group att reject\_ind to the visited SwMI MM, if possible; Then, the visited SwMI MM shall send the Group att reject\_resp to the ANF-ISIMM which shall deliver the corresponding Group att reject\_conf to the visited SwMI MM, if possible; or
  - if the rejection is detected by the visited SwMI MM it shall send the Group att reject\_req to the ANF-ISIMM which shall deliver the corresponding Migration reject\_ind to the visited SwMI MM, if possible. Then, the home SwMI MM shall send the Group att reject\_resp to the ANF-ISIMM which shall deliver the corresponding Group att reject\_conf to the visited SwMI MM, if possible;
- the database updates as defined under normal operation shall be cancelled in the I-VDB in the I-HDB;
- if the visited SwMI MM rejects the group attachment upon receipt of the Profile update\_ind, the Profile update\_resp and the Profile update\_conf shall not be sent.

The Group att reject\_req (and the corresponding Group att reject\_ind) shall contain the following information:

- ANF-ISIMM invoke id: the value shall be the same as in the previously exchanged primitives of the service instance;
- GSSI;
- First/Subsequent group attachment, which shall be:

- "First group attachment", if the requested group attachment would have been the first group attachment, i.e. in the Group att reject\_req this implies that the group is currently not attached in the visited SwMI MM;
  - "Subsequent group attachment", if the requested group attachment would have been a subsequent group attachment, i.e. in the Group att reject\_req this implies that the group is currently attached in the visited SwMI MM;
- d) ISSI;
- e) group attachment rejection cause, which shall be one of the following as applicable:
- unknown error, a generic error cause, which shall be used when the other error causes are not applicable;
  - unknown individual subscriber e.g. the individual subscriber is not migrated in the visited SwMI, or there is no information of the individual subscriber in the I-HDB or in the I-VDB;
  - unknown group, e.g. the group does not exist in the home SwMI (detected by the home SwMI) or the group is not attached in the visited SwMI in the case of "Subsequent group attachment" SwMI (detected by the visited SwMI);
  - not authorized, e.g. if the individual subscriber is not authorized to attach to the group in the visited SwMI;
  - unknown SwMI;
  - temporary error;
  - service not supported, e.g. service not supported for the individual subscriber or for the group;
  - not reachable, i.e. the individual subscriber to be attached to the group is not reachable;
  - individual subscriber rejection;
  - age stamp mismatch, i.e. the age of the subscriber's attachment request is older than a group detachment related to the same individual subscriber;
  - migration profile rejection, e.g. fatal migration profile error in the group migration profile; or
  - unknown pre-defined profile set reference; and
- f) recovery: the value shall be "No recovery";
- g) conditionally: age stamp, shall be included if the age of the recorded group attachment rejection is greater than zero, i.e. if the Group att reject\_req is not sent immediately upon completion of the group attachment rejection in the SwMI MM. If included, the age stamp shall indicate in seconds the time that has elapsed since the SwMI MM rejected the group attachment act; and
- h) optionally: proprietary information. The contents of the proprietary information is outside the scope of this ETS.

Both SwMI MM may send the Group att reject\_req at any time after the Group attachment\_req has been sent and before the Group attachment\_resp has been sent. If the Group attachment\_resp has been sent, the group detachment service shall be used to detach the individual subscriber from the group.

In the case of the rejection the SwMI MM that invoked the rejected service shall re-invoke the service until successfully completed. If these re-involutions do not result in successful completion of the service the individual subscriber's group attachment shall be rejected in the AI, if ongoing, as defined in ETS 300 392-2 [1], clause 16.

If a temporary failure has caused the group attachment service to fail the Group Database fault Recovery (GDR) service should be invoked as described in clause 17 to ensure that the concerned G-VDB(s) and G-HDB are consistent.

#### 15.5.1 Detected by the visited SwMI MM

If the visited SwMI MM detects an unrecoverable error in the received Profile update\_ind or in the received SS-profile update\_ind it shall send the Profile reject\_req instead of Profile update\_resp or SS-profile reject\_req instead of SS-profile update\_resp to the ANF-ISIMM, respectively. The ANF-ISIMM shall deliver the Profile reject\_ind or SS-profile reject\_ind to the home SwMI MM. Then, the home SwMI MM shall continue in one of the following ways:

- accept the group attachment by using the predefined migration profile(s).
- the group attachment\_req shall be sent with the appropriate migration profile set reference as defined in subclause 15.4 under the corresponding case. If exchanged across the ISI, the SS-migration profile(s) shall only be used if the referenced migration profile set does not contain the SS-migration profile of that supplementary service (which is supported for the group in the visited SwMI); or
- reject the group attachment as defined in subclause 15.5, and e.g. the Group att reject\_req shall be sent.

The Profile reject\_req (and the corresponding Profile update\_ind) or the SS-profile reject\_req (and the corresponding SS-profile update\_ind) shall contain the following information:

- a) ANF-ISIMM invoke id: the value shall be the same as in the related Group attachment\_req or Group attachment\_ind;
- b) GSSI;
- c) profile rejection cause (in the case of Profile reject\_req) or SS-profile rejection cause (in the case of SS-profile reject\_req), which shall be one of the following (the values can be used only by the visited SwMI MM as the Profile reject\_req and the SS-profile reject\_req can be sent by the visited SwMI MM only):
  - unknown error, a generic error cause, which shall be used when the other error causes are not applicable;
  - temporary error;
  - service not supported, e.g. service not supported for the subscriber, for his fleet;
  - failed migration profile reception; or
  - SS-migration profile not applicable, if the SS-migration profile is not applicable for the particular supplementary service. Applicable for the SS-profile reject\_req and SS-profile reject\_ind; and
- d) recovery: the value shall be "No recovery"; and
- e) optionally: proprietary information. The contents of the proprietary information is outside the scope of this ETS.

If the visited SwMI MM is not able to complete the individual subscriber's group attachment in the AI after the exchange of the Group attachment\_resp and the Group attachment\_conf, the visited SwMI MM shall invoke the group detachment service in order to indicate to the home SwMI MM that the individual subscriber is not attached to the group in the visited SwMI MM.

### 15.5.2 Detected by the home SwMI MM

Upon receipt of the Group attachment\_ind from the ANF-ISIMM, the home SwMI MM may reject the requested group attachment. The reason for the rejection may be e.g. that the individual subscriber is not allowed to attach to the group in the visited SwMI MM or that there is an unrecoverable error in the received Group attachment\_ind. The rejection of the group attachment shall take place as defined in subclause 15.5.

In addition, the home SwMI MM may reject the individual subscriber's group attachment upon receipt of the Profile update\_conf or the SS-profile update\_conf. The migration may be rejected at this time if e.g. the visited SwMI MM does not support a particular basic or supplementary service. The rejection of the migration shall take place as defined in subclause 6.6.

### 15.6 Interactions

In the case of successful or unsuccessful invocation and operation of the group attachment service, the following is valid for the interactions with the other ANF-ISIMM services:

- The group attachment service of different groups for one individual subscriber, i.e. if the individual subscriber is attached to several groups simultaneously: Shall be co-ordinated by the invoking SwMI MM and from the (ANF-ISIMM) group attachment service point of view these group attachment acts shall be invoked and co-ordinated independently across the ISI.
- The group attachment service of the same group for several individual subscribers, i.e. if the individual subscribers are attached to one group simultaneously: Shall be co-ordinated by the visited SwMI MM and from the (ANF-ISIMM) group attachment service point of view these group attachment acts shall be invoked and co-ordinated independently across the ISI. In addition, regardless of what was indicated in the Group attachment\_req and \_ind, the "First/Subsequent group attachment" information shall indicate whether the group attachment is the first or not in the visited SwMI MM after each successful group attachment and whether it would have been after each unsuccessful group attachment. Note, however, that the exchanged primitives can be received in different order from which they were sent (within a short period of time). Thus, e.g. if the home SwMI MM receives two Group attachment\_confs or one Group attachment\_conf and one Group att reject\_ind with one indicating "First group attachment" information, the group shall be considered as attached (even if the primitive indicating the "First group attachment" is not received first). However, if after these group attachments, the group detachment service has been successfully completed indicating last group detachment the group shall be considered as detached in the visited SwMI MM.
- The migration or the restricted migration service as defined in clause 6 or clause 7, respectively: As defined in subclause 15.4 the SwMI MM (visited or home) that invokes the group attachment service shall verify that the individual subscriber is either migrated or the migration service has been invoked for him.
- If neither the migration nor the restricted migration is granted for the individual subscriber the visited SwMI MM shall reject the group attachment by sending the Group att reject\_req (as defined in subclause 15.5) if the Group attachment\_resp has not been sent yet. If the Group attachment\_resp has been sent both SwMI MMs shall remove the group attachment information related to the group attachment, if any, and the visited SwMI MM shall invoke the group detachment service across the ISI if the individual subscriber is the only recorded attached individual subscriber in the group.
- The group detachment service as defined in clause 16: The group attachments and group detachments shall be carried out as their age stamps indicate, if included, or if the age stamp is not included, in the order that they are received. If an age difference can be detected based the age stamp information, the older act is rejected.
- The de-registration service as defined in clause 9: As defined in clause 9, if the individual subscriber is de-registered, all his group attachments shall be removed locally in the home and the visited SwMI MM. However, in the case of last detachment of the group, the visited SwMI MM shall invoke the group detachment service to the home SwMI MM in order to indicate that the group is not any more attached in the visited SwMI MM.

The above mentioned rules shall be applicable also when one or both of the following is valid:

- the services are invoked by different SwMI MMs, e.g. one by the home SwMI MM and one by the visited SwMI MM; and/or
- if co-ordination is needed or can be done for the AI purposes. E.g. if the AI group attachment service is invoked in conjunction with the AI migration (i.e. both services requested in the same U-LOCATION UPDATE PDU) the visited SwMI MM shall be responsible for waiting for the successful result of both services across the ISI before completing the corresponding services in the AI (sending the D-LOCATION UPDATE ACCEPT PDU to the migrating subscriber).

### 15.7 Dynamic description

Figures 25, 26 and 27 contain the dynamic description of the group attachment service as provided by the ANF-ISIMM.

The dynamic description is given using the SDL conventions as defined in ITU-T Recommendation Z.100 [9]. In addition, the following conventions are used:

- the input signals from the left and output signals to the left represent primitives from and to the home SwMI; and
- the input signals from the right and output signals to the right represent primitives from and to the visited SwMI.

The following service primitives shall be applicable for the group attachment service:

- group attachment\_req and Group attachment\_ind: The primitives shall be used to request group attachment;
- group attachment\_resp and Group attachment\_conf: the primitives shall be used to acknowledge the group attachment request;
- group att reject\_req and Group att reject\_ind: the primitives shall be used to reject the group attachment request;
- profile reject\_req and Profile reject\_ind: the primitives shall be used to reject the group original basic migration profile;
- profile update\_req and Profile update\_ind: the primitives shall be used to provide the visited SwMI MM with the group original basic migration profile. In addition, the information flow shall indicate the invoked home SwMI MM initiated first group attachment, when applicable;
- profile update\_resp and Profile update\_conf: the primitives shall be used to acknowledge the group original basic migration profile and provide the home SwMI MM with the temporary original migration profiles, if defined;
- SS-profile reject\_req and SS-profile reject\_ind: the primitives shall be used to reject a the SS-migration profiles or the home SwMI MM initiated first group attachment;
- SS-profile update\_req and SS-profile update\_ind: the primitives shall be used to provide the visited SwMI MM with the group SS-migration profiles; and
- SS-profile update\_resp and SS-profile update\_conf: the primitives shall be used to acknowledge the group original SS-migration profile and provide the home SwMI MM with the temporary SS-migration profiles, if defined.

The following states shall be used for the group attachment service:

- IDLE: No group attachment in progress;
- WAIT-FOR-ATT-ACK-H: response to the home SwMI MM initiated group attachment is expected;

- WAIT-FOR-ATT-H: the home SwMI MM initiated group attachment request is expected;
- WAIT-FOR-PROFILE-ACK-H: response to basic migration profile is expected (the state is applicable for the home SwMI MM initiated group attachment);
- WAIT-FOR-SS-PROFILES-H: original SS-migration profiles are expected (the state is applicable for the home SwMI MM initiated group attachment);
- WAIT-FOR-SS-PROFILE-ACK-H: response to SS-migration profiles is expected (the state is applicable for the home SwMI MM initiated group attachment);
- WAIT-FOR-ATT-ACK-V: response to the visited SwMI MM initiated group attachment is expected;
- WAIT-FOR-ATT-V: the visited SwMI MM initiated attachment request is expected;
- WAIT-FOR-PROFILE-V: original basic migration profile is expected (the state is applicable for the visited SwMI MM initiated group attachment);
- WAIT-FOR-PROFILE-ACK-V: response to basic migration profile is expected (the state is applicable for the visited SwMI MM initiated group attachment);
- WAIT-FOR-SS-PROFILES-V: original SS-migration profiles are expected (the state is applicable for the visited SwMI MM initiated group attachment); and
- WAIT-FOR-SS-PROFILE-ACK-V: response to SS-migration profiles is expected (the state is applicable for the visited SwMI MM initiated group attachment).

Process ANF\_ISIMM

13(17)

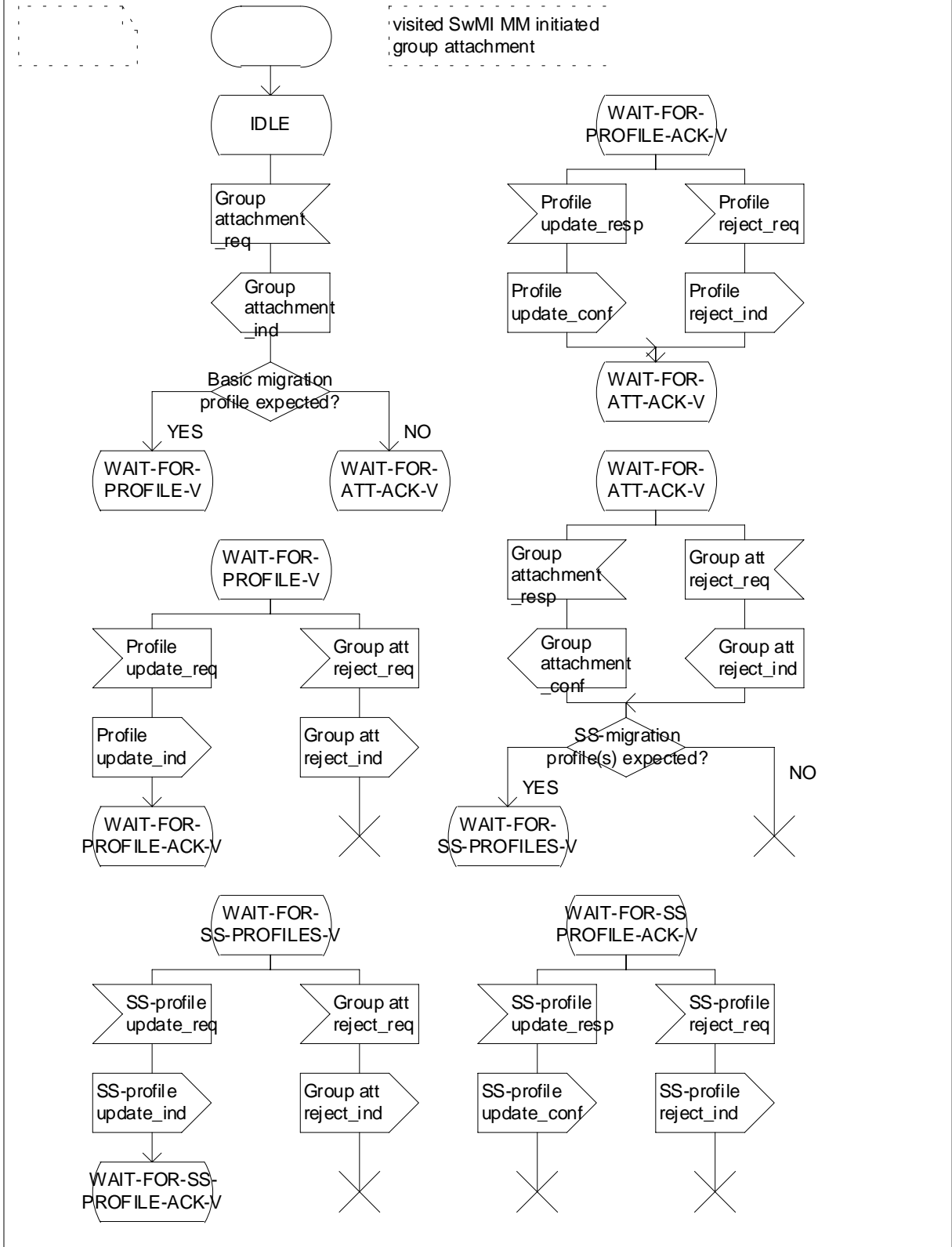


Figure 25: Stage 1 SDL description of the group attachment service when invoked from the visited SwMI MM

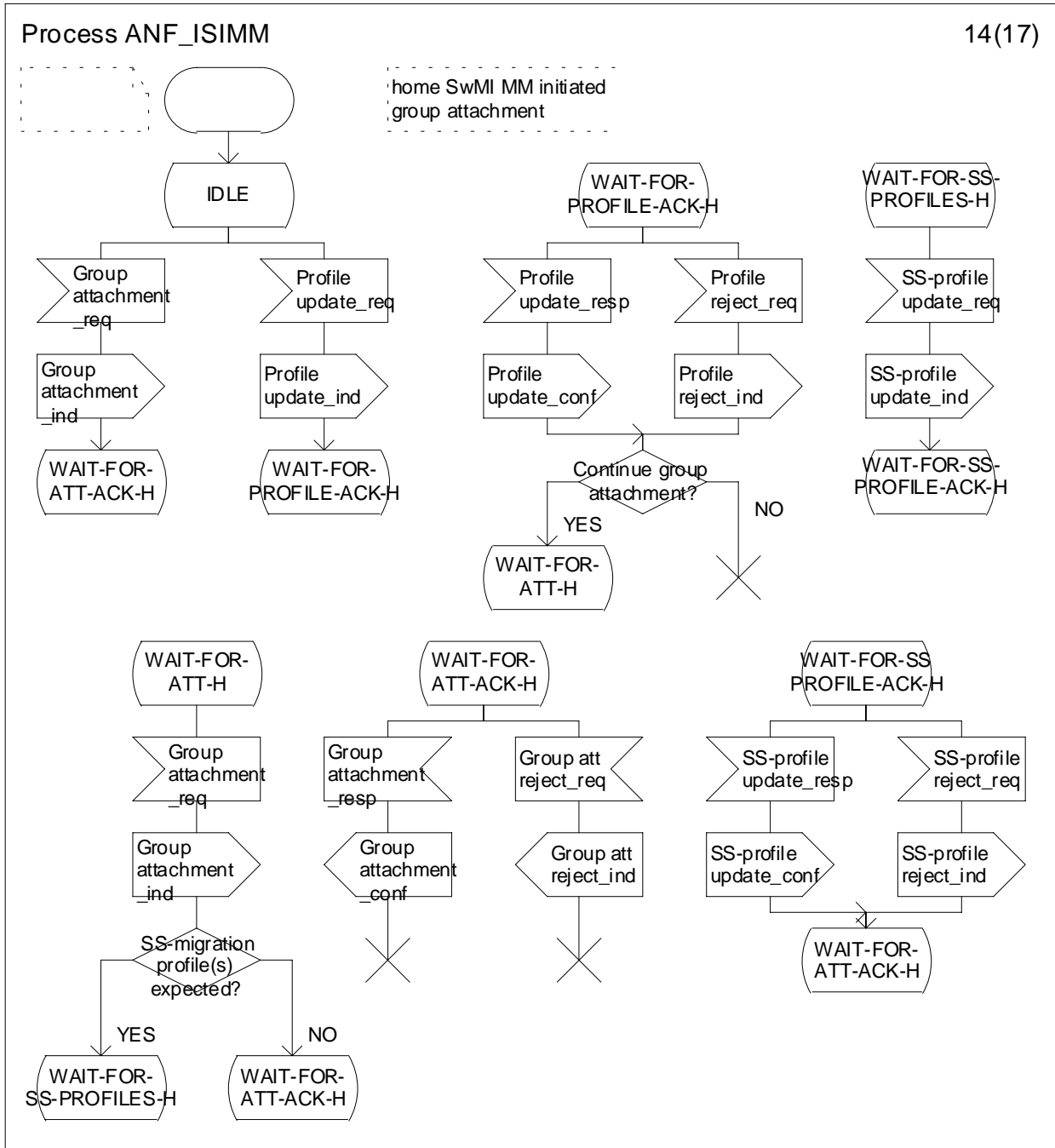


Figure 26: Stage 1 SDL description of the group attachment service when invoked from the home SwMI MM

## 16 Group detachment service description (stage 1)

### 16.1 Service definition

The group detachment service as defined in this clause extends the AI group detachment service, see note 1, across the ISI. Consequently, the service either indicates that a group shall not be extended across the ISI or that a particular migrated subscriber shall not participate the group calls in the visited SwMI or both.



NOTE 1: The term AI group detachment service refers to the attachment/detachment of group identities service and the subservice enabling the group attachment and detachment within the registration service as defined in ETS 300 392-2 [1], clause 15, when these services are used to detach the individual subscriber from the group. The ANF-ISIMM services related to these AI services when they are used to attach the individual subscriber to the group are defined in clause 15.

NOTE 2: The ANF-ISIMM group detachment service removes the group attachments made using the group attachment service as defined in clause 15.

The service is supported between the visited SwMI MM in which the subscriber is or has been migrated and his home SwMI MM. This home SwMI MM shall also be the home SwMI MM of the group.

NOTE 3: The group detachment service in which the home SwMI of the group is different from the home SwMI of the individual subscriber is outside the scope of this ETS.

## 16.2 Service description

The ISI group detachment is a conditional service for SwMI MMs. It shall be supported by a SwMI MM if the collocated SwMI CC supports Additional Network Feature - Inter-System Interface Group Call (ANF-ISIGC). If supported, the group detachment service shall be as defined in this clause.

The group detachment service shall enable the migrated subscriber's detachment from the group across the ISI as follows:

- from the visited SwMI MM to the home SwMI MM:
  - last group detachment: If the group is not attached to any migrated subscribers in the visited SwMI MM after the group detachment, the visited SwMI MM shall invoke the service across the ISI;
  - not last group detachment, if the basic migration profile of the group so indicates. The basic migration profile of the group is created as part of the group attachment service, see clause 15, and it may indicate that certain "not last" group detachments shall be invoked across the ISI, e.g. important group members' group detachments; and
- from the home SwMI MM to the visited SwMI MM: The home SwMI MM may invoke the service across the ISI in order to detach a migrated subscriber from the group. The group detachment may be the last or a "not last" group detachment.

The visited SwMI MM shall be the one in which the migrated subscriber is migrated and the home SwMI MM shall be the home SwMI MM of the group and of the migrated subscriber. In addition, the visited SwMI MM and the home SwMI MM shall have a different MNI.

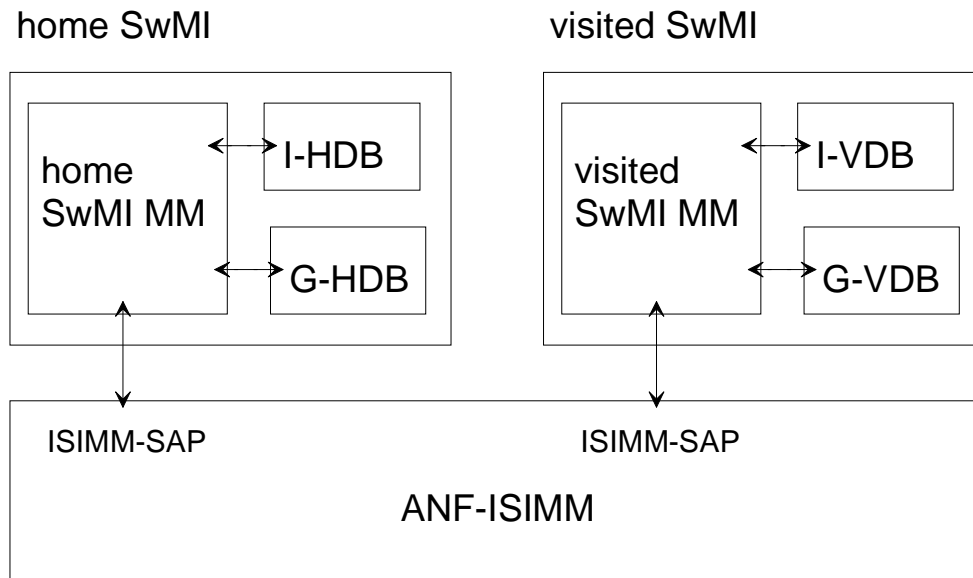
As part of the group detachment service, the migration profile(s) of the group shall be removed when the last subscriber is detached from the group in the visited SwMI MM.

Upon completion of the group detachment service, the group call shall not be invoked:

- in the visited SwMI CC to the migrated subscriber that is detached from the group; and
- across the ISI to the visited SwMI CC after the last group detachment in the visited SwMI.

### 16.3 Service architecture

Figure 27 illustrates the service architecture of the group detachment service.



NOTE: The arrows illustrate the information exchange routes of the service.

**Figure 27: The service architecture of the group detachment service**

### 16.4 Normal procedures

#### 16.4.1 Invocation

##### 16.4.1.1 Invocation criteria

ANF-ISIMM shall be invoked if any of the following takes place:

- the migrated subscriber has requested the (MS initiated) AI group detachment service as defined in ETS 300 392-2 [1], clause 16.
- in addition, the individual subscriber's registration status shall be "registered, migrated" or "registered, restricted migration" in the I-VDB and he shall be recorded as attached to that group according to the G-VDB;
- the RSI or the de-registration service is invoked, and consequently, the group becomes detached in the visited SwMI MM:
- when the RSI or de-registration services are invoked, the visited SwMI MM and the home SwMI MM shall remove the migrated subscriber's group attachments, if any, from the collocated G-VDB and G-HDB, respectively (as defined in clause 7 and clause 8). The visited SwMI MM shall invoke the group detachment service across the ISI if the group becomes detached in the visited SwMI MM. The group becomes detached when the last individual subscriber is detached from it;
- optionally, the home SwMI MM may invoke the group detachment service across the ISI in order to detach a migrated subscriber from the group. In this case, the individual subscriber's registration status shall be "registered, migrated" or "registered, restricted migration" in the I-HDB and the associated location information refers to the visited SwMI;
- optionally, the request may be initiated by the visited SwMI MM due to a special agreement made between the home SwMI and the visited SwMI MM operators. These possible special agreements are outside the scope of this ETS.

Upon initiation of the group detachment service, the following cases are identified and the related actions are defined in this clause:

- 1) a request for group detachment has been initiated in a visited SwMI, and as a result, the group becomes detached in the visited SwMI MM;
- 2) a request for group detachment has been initiated in a visited SwMI, the migration profile of the group indicates that every group detachment shall be sent to home SwMI MM;
- 3) a request for group detachment has been initiated in a visited SwMI, the migration profile of the indicates that the subscriber is an important member of the group;
- 4) a request for group detachment has been initiated in the group's home SwMI and analysis of the individual subscriber's I-HDB record shows that the individual subscriber to be detached from the group shall have the migration or restricted migration service successfully completed. The migration or restricted migration is successfully completed if the registration status is "registered, migrated" or "registered, restricted migration" in the I-HDB and if the associated location information refers to the visited SwMI.

NOTE: In cases 2) - 4), the group detachment may or may not be the last group detachment in the visited SwMI MM.

If the group attachment service is supported by the SwMI MM, the support of cases 1) - 3) is mandatory; the support of case 4) is optional.

#### **16.4.1.2 Invocation of ANF-ISIMM**

##### **16.4.1.2.1 Cases 1) - 3)**

In cases 1) - 3) if the group detachment invocation criteria is met, the visited SwMI MM shall invoke ANF-ISIMM by issuing the Group detachment\_req. The primitive shall contain the following information:

- a) ANF-ISIMM invoke id: the visited SwMI MM shall allocate a unique value to be used during the service instance, i.e. during the invocation and operation of the service (serving one group detachment act);
- b) GSSI of the group;
- c) MNI of the group;
- d) MNI of the visited SwMI MM;
- e) Last/Not last group detachment, which shall be either:
  - "Last group detachment" if the group has become detached in the visited SwMI; or
  - "Not last group detachment" if the group is still attached to one or more migrated subscribers in the visited SwMI;
- f) ISSI of the individual subscriber to be detached from the group;
- g) recovery: the value shall be "No recovery";
- h) conditionally: age stamp, shall be included if the age of the recorded group detachment request is greater than zero, i.e. if the Group detachment\_req is not sent immediately upon initiation of the group detachment in the visited SwMI MM. If included, the age stamp shall indicate the time in seconds that has elapsed since the visited SwMI MM received the AI group detachment service request or since it originally invoked the group detachment across the ISI (if this service invocation is a re-invocation, e.g. due to a temporary error); and
- i) optionally: proprietary information. The contents of the proprietary information is outside the scope of this ETS.

**16.4.1.2.2 Case 4)**

In case 4) if the group detachment invocation criteria is met, the home SwMI MM shall invoke ANF-ISIMM by issuing the Group detachment\_req. The primitive shall contain the following information:

- a) ANF-ISIMM invoke id: the home SwMI MM shall allocate a unique value to be used during the service instance, i.e. during the invocation and operation of the service (serving one group detachment act);
- b) GSSI of the group;
- c) MNI of the group;
- d) MNI of the visited SwMI MM;
- e) Last/Not last group detachment, which shall be either:
  - "Last group detachment" if the group will become detached in the visited SwMI; or
  - "Not last group detachment" if the group will still be attached to one or more migrated subscribers in the visited SwMI after this detachment;
- f) ISSI of the individual subscriber to be detached from the group;
- g) recovery: the value shall be "No recovery";
- h) conditionally: age stamp, shall be included if the age of the recorded group detachment request is greater than zero, i.e. if the Group detachment\_req is not sent immediately upon initiation of the group detachment in the visited SwMI MM. If included, the age stamp shall indicate the time in seconds that has elapsed since the visited SwMI MM received the AI group detachment service request or since it originally invoked the group detachment across the ISI (if this service invocation is a re-invocation, e.g. due to a temporary error); and
- i) optionally: proprietary information. The contents of the proprietary information is outside the scope of this ETS.

**16.4.2 Operation**

**16.4.2.1 Cases 1) - 3)**

Upon receipt of the Group detachment\_ind (containing the same information as the corresponding Group detachment\_req) from the ANF-ISIMM, the home SwMI MM shall validate the group detachment. Then, if the home SwMI MM does not reject the group detachment the home SwMI MM shall continue the operation of the service as follows:

- if the individual subscriber's group attachment is saved in the G-HDB, remove it. In addition, the individual subscriber's group detachment act and its age information may be saved in the G-HDB. If saved, it may be used, e.g. for the operation and maintenance purposes and in the case of GDR, see clause 17; and
- if the received Group detachment\_ind indicated "Last group detachment", the information that the group is attached in the visited SwMI, the visited SwMI MNI and, if any, the visited SwMI PISN number shall be removed from the G-HDB.

Then, the home SwMI MM shall send the Group detachment\_resp to the ANF-ISIMM with the following information:

- a) ANF-ISIMM invoke id: the value shall be the same as in the received Group detachment\_ind;
- b) GSSI of the group;

- c) Last/Not last group detachment, which shall be either:
  - "Last group detachment" if the group has become detached in the visited SwMI; or
  - "Not last group detachment" if the group is still attached to one or more migrated subscribers in the visited SwMI;
- d) ISSI of the individual subscriber that has been detached from the group;
- e) recovery: the value shall be "No recovery";
- f) conditionally: age stamp, shall be included if the age of the recorded group detachment request is greater than zero, i.e. if the Group detachment\_resp is not sent immediately upon completion of the group detachment in the visited SwMI MM. If included, the age stamp shall indicate in seconds the time that has elapsed since the visited SwMI MM completed the group detachment act or since it originally invoked the group detachment across the ISI (if this service invocation is a re-invocation, e.g. due to a temporary error); and
- g) optionally: proprietary information. The contents of the proprietary information is outside the scope of this ETS.

Then, the home SwMI MM shall become idle.

Upon receipt of the Group detachment\_conf (containing the same information as the corresponding Group detachment\_resp) from the ANF-ISIMM, the visited SwMI MM shall:

- verify that ANF-ISIMM invoke id is correct, i.e. the value is the same as in the sent Group detachment\_req;
- complete the (MS initiated) AI group detachment by granting the group detachment to the individual subscriber as defined in ETS 300 392-2 [1], clause 16;
- remove the individual subscriber's group attachment from the G-VDB, it. In addition, the individual subscriber's group detachment act and its age information may be saved in the G-VDB. If saved, it may be used, e.g. for the operation and maintenance purposes and in the case of GDR, see clause 17; and
- if the group become detached in the visited SwMI, remove the G-VDB record of the group and free the (V)GSSI allocated for the group in the visited SwMI.

Then, the visited SwMI MM shall become idle.

#### **16.4.2.2 Case 4)**

Upon receipt of the Group detachment\_ind (containing the same information as the corresponding Group detachment\_req) from the ANF-ISIMM, the visited SwMI MM shall validate the group detachment. Then, if the visited SwMI MM does not reject the group detachment the home SwMI MM shall continue the operation of the service as follows:

- invoke the (SwMI initiated) AI group detachment and detach the group from the individual subscriber as defined in ETS 300 392-2 [1], clause 16;
- remove the individual subscriber's group attachment from the G-VDB, it. In addition, the individual subscriber's group detachment act and its age information may be saved in the G-VDB. If saved, it may be used, e.g. for the operation and maintenance purposes and in the case of GDR, see clause 17; and
- if the group becomes detached in the visited SwMI the G-VDB of the group shall be removed and the (V)GSSI allocated for the group shall be freed.

Then, the visited SwMI MM shall send the Group detachment\_resp to the ANF-ISIMM with the following information:

- a) ANF-ISIMM invoke id: the value shall be the same as in the received Group detachment\_ind;
- b) GSSI of the group;
- c) Last/Not last group detachment, which shall be either:
  - "Last group detachment" if the group has become detached in the visited SwMI; or
  - "Not last group detachment" if the group is still attached to one or more migrated subscribers in the visited SwMI;
- d) ISSI of the individual subscriber that has been detached from the group;
- e) recovery: the value shall be "No recovery";
- f) conditionally: age stamp, shall be included if the age of the recorded group detachment request is greater than zero, i.e. if the Group detachment\_req is not sent immediately upon initiation of the group detachment in the visited SwMI MM. If included, the age stamp shall indicate in seconds the time that has elapsed since the visited SwMI MM received the AI group detachment service request or since it originally invoked the group detachment across the ISI (if this service invocation is a re-invocation, e.g. due to a temporary error); and
- g) optionally: proprietary information. The contents of the proprietary information is outside the scope of this ETS.

Then, the home SwMI MM shall become idle.

Upon receipt of the Group detachment\_conf (containing the same information as the corresponding Group detachment\_resp) from the ANF-ISIMM, the home SwMI MM shall:

- verify that ANF-ISIMM invoke id is correct, i.e. the value is the same as in the sent Group detachment\_req;
- if the individual subscriber's group attachment is saved in the G-HDB, remove it. In addition, the individual subscriber's group detachment act and its age information may be saved in the G-HDB. If saved, it may be used, e.g. for the operation and maintenance purposes and in the case of GDR, see clause 17; and
- if the received Group detachment\_ind indicated "Last group detachment", the information that the group is attached in the visited SwMI, the visited SwMI MNI and, if any, the visited SwMI PISN number shall be removed from the G-HDB.

Then, the home SwMI MM shall become idle.

## 16.5 Exceptional procedures

This subclause defines the exceptional procedures that shall be applied if the normal operation of the group detachment service fails. These exceptional procedures may be overridden by an additional agreement between the SwMI operators (that cover the exceptional situation).

NOTE 1: The contents of the additional agreements and their applicability in different situations are outside the scope of this ETS.

NOTE 2: All exceptional situations arising within one SwMI are outside the scope of this ETS. Such exceptional cases are e.g. exceptional situations detected within the SwMI MM so that the service cannot be invoked over the ISI, if the service cannot be continued over the ISI or if there is no inter-TETRA connection permanently or temporarily available to the peer SwMI MM etc.

Generally, the group detachment database actions as defined under the normal operation shall be carried out:

- if the Group detachment\_resp and the corresponding Group detachment\_conf has been exchanged between the home and the visited SwMI MMs; or
- if the operation of the group detachment service is completed in the visited SwMI MM except that the sending of the Group detachment\_resp and/or of the Group detachment\_conf fails.

If neither of the above mentioned conditions is met, the following exceptional procedure shall take place:

- the SwMI MM that detects the error shall send the Group det reject\_req to the ANF-ISIMM which shall deliver the corresponding Group det reject\_ind to the home SwMI MM, if possible; and
- the database updates as defined under normal operation shall be cancelled.

The Group det reject\_req (and the corresponding Group det reject\_ind) shall contain the following information:

- a) ANF-ISIMM invoke id: the value shall be the same as in the exchanged Group detachment\_req and Group detachment\_ind;
- b) GSSI;
- c) Last/Not last group detachment, which shall be either:
  - "Last group detachment" if the group is currently not attached in the visited SwMI; or
  - "Not last group detachment" if the group is currently still attached to one or more migrated subscribers in the visited SwMI;
- d) ISSI;
- e) group detachment rejection cause, which shall be one of the following:
  - unknown error, a generic error cause, which shall be used when the other error causes are not applicable;
  - unknown individual subscriber e.g. the individual subscriber is not migrated in the visited SwMI, or there is no information of the individual subscriber in the I-HDB or in the I-VDB;
  - unknown group, e.g. the group does not exist in the home SwMI (detected by the home SwMI) or the group is not attached in the visited SwMI (detected by the visited SwMI);
  - the individual subscriber is not authorized to detach from the group;
  - unknown SwMI;
  - temporary error;
  - service not supported, e.g. service not supported for the individual subscriber or for the group;
  - the individual subscriber to be detached from the group is not reachable;
  - the individual subscriber rejects the group detachment; or
  - the age of the individual subscriber's detachment request is older than a group attachment related to the same individual subscriber; and
- f) recovery: the value shall be "No recovery";

- g) conditionally: age stamp, shall be included if the age of the recorded group detachment rejection is greater than zero, i.e. if the Group det reject\_req is not sent immediately upon completion of the group detachment rejection in the SwMI MM. If included, the age stamp shall indicate in seconds the time that has elapsed since the SwMI MM completed the group detachment act; and
- h) optionally: proprietary information. The contents of the proprietary information is outside the scope of this ETS.

Then, if the exceptional procedure has been carried out the invoking SwMI MM shall re-invoke the service until the service is successfully completed.

If a temporary failure has caused the group detachment service to fail the GDR service should be invoked as described in clause 17 to ensure that the concerned G-VDBs and G-HDBs are consistent.

Upon receipt of the Group detachment\_ind, the SwMI MM shall respond positively as defined under normal operation if either of the following take place, by sending:

- if not last group detachment is requested, there is no recorded group attachment in the G-VDB for the requested ITSI; or
- if last group detachment is requested, there is no G-VDB record for the group attachment in the G-VDB for the requested GTSI.

If MNI of the individual subscriber is not known to the visited SwMI MM, if the visited SwMI MM detects an unrecoverable error in the received Group attachment\_ind or if the RSI cannot be carried out due to any other reason in the visited SwMI MM, the visited SwMI MM shall reject the service as defined above.

## 16.6 Interactions

In the case of successful or unsuccessful invocation and operation of the group detachment service, the following is valid for the interactions with the other ANF-ISIMM services:

- The group detachment service of different groups for one individual subscriber, i.e. if the individual subscriber is detached from several groups simultaneously: Shall be co-ordinated by the SwMI MMs and from the (ANF-ISIMM) group detachment service point of view these group detachment acts shall be invoked and co-ordinated independently across the ISI.
- The group detachment service of the same group for several individual subscribers, i.e. if the individual subscribers are detached from one group simultaneously: Shall be co-ordinated by the visited SwMI MM and from the (ANF-ISIMM) group detachment service point of view these group detachment acts shall be invoked and co-ordinated independently across the ISI. In addition, regardless of what was indicated in the Group detachment\_req and \_ind, the "Last/Not last group detachment" information shall indicate whether the group is attached not after each successful or unsuccessful group detachment. Note, however, that the exchanged primitives can be received in different order from which they were sent within a very short period of time. Thus, if the home SwMI MM receives a Group detachment\_conf or Group det reject\_ind with "Last group detachment" information, the group shall be considered as detached (even if a Group detachment\_conf or Group det reject\_ind with "Not last group detachment" information is received after that) unless a group attachment service has been successfully completed after the receipt of the primitive indicating the last group detachment.
- The group attachment service as defined in clause 15: As defined in subclause 15.6 the group attachments and group detachments shall be carried out as their age stamps indicate, if included, or if the age stamp is not included, in the order that they are received. If an age difference can be detected based the age stamp information, the older act is rejected.
- The de-registration service as defined in clause 9: As defined in clause 9, if the individual subscriber is de-registered, all his group attachments shall be removed locally in the home and the visited SwMI MM. However, in the case of last detachment of the group, the visited SwMI MM shall invoke the group detachment service to the home SwMI MM in order to indicate that the group is not any more attached in the visited SwMI MM.



The above mentioned rules shall be applicable also when one or both of the following is valid:

- the services are invoked by different SwMI MMs, e.g. one by the home SwMI MM and one by the visited SwMI MM; and/or
- if co-ordination is needed or can be done for the AI purposes. E.g. if the AI group detachment service is invoked in conjunction with the AI migration (i.e. both services requested in the same U-LOCATION UPDATE PDU) the visited SwMI MM shall be responsible for waiting for the successful result of both services across the ISI before completing the corresponding services in the AI (sending the D-LOCATION UPDATE ACCEPT PDU to the migrating subscriber).

### 16.7 Dynamic description

Figure 28 contains the dynamic description of the group detachment service as provided by the ANF-ISIMM.

The dynamic description is given using the SDL conventions as defined in ITU-T Recommendation Z.100 [9]. In addition, the following conventions are used:

- the input signals from the left and output signals to the left represent primitives from and to the home SwMI MM;
- the input signals from the right and output signals to the right represent primitives from and to the visited SwMI MM.

The following service primitives shall be applicable for the group attachment:

- group\_detach\_req and Group\_detach\_ind: the primitives shall be used to request and indicate group detachment;
- group\_detach\_resp and Group\_detach\_conf: the primitives shall be used to acknowledge the group detachment request; and
- group\_det\_reject\_req and Group\_det\_reject\_ind: the primitives shall be used to reject the group detachment request.

The following states shall be used for the group detachment service:

- IDLE: no group detachment in progress;
- WAIT-FOR-GROUP-DET-ACK-FROM-H: response to the visited SwMI MM initiated group detachment request is expected from the home SwMI MM; and
- WAIT-FOR-GROUP-DET-ACK-FROM-V: response to the home SwMI MM initiated group detachment request is expected from the visited SwMI MM.

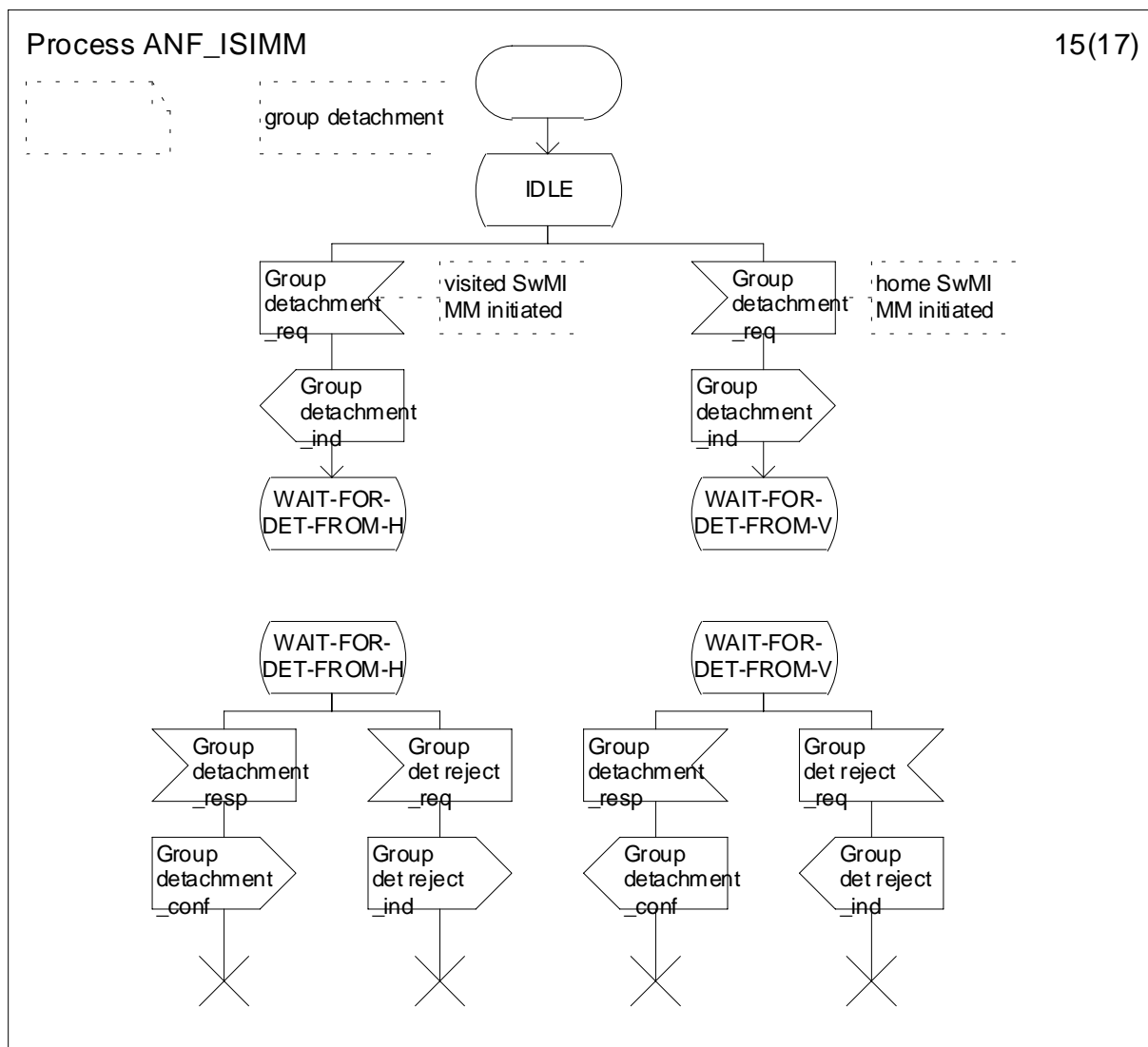


Figure 28: Stage 1 SDL description of the group detachment service

## 17 Group Database Recovery (GDR) service description (stage 1)

### 17.1 Service definition

The GDR service enables the recovery of the group data in databases between SwMIs.

### 17.2 Service description

The GDF service as defined in this clause is a conditional service for SwMI MMs that support ANF-ISIMM. It shall be supported for the SwMI MM if the collocated SwMI CC supports Additional Network Feature - Inter-System Interface Group Call (ANF-ISIGC). If supported, the GDR service shall be as defined in this clause.

NOTE 1: The ANF-ISIGC is defined in another standard.

The GDF service shall enable both of the following across the ISI:

- the SwMI MM to recover the inconsistent group information in their databases after a faulty situation:

the service shall be invoked after a faulty situation which may be a full or partial system, database or connection close-down (crash). It shall be any faulty situation that have affected directly or indirectly the database services so that the group information distributed in the databases in the different SwMIs is not correct.

- the SwMI MM the means to verify (e.g. periodically) that the group information is consistent in the SwMI databases across the ISI.

The service is defined between two SwMI MMs in this clause. These two SwMI MMs shall be the invoking SwMI MM and the invoked SwMI MM and they shall carry out the service as a collaborating pair. There shall be as many of these pairs as there are SwMI MMs connected to the invoking SwMI MM, unless it is certain that the recovery is not needed across certain ISI(s). From the GDR service point of view the different collaborating pairs operate independently from each other.

The service shall comprise both of the following:

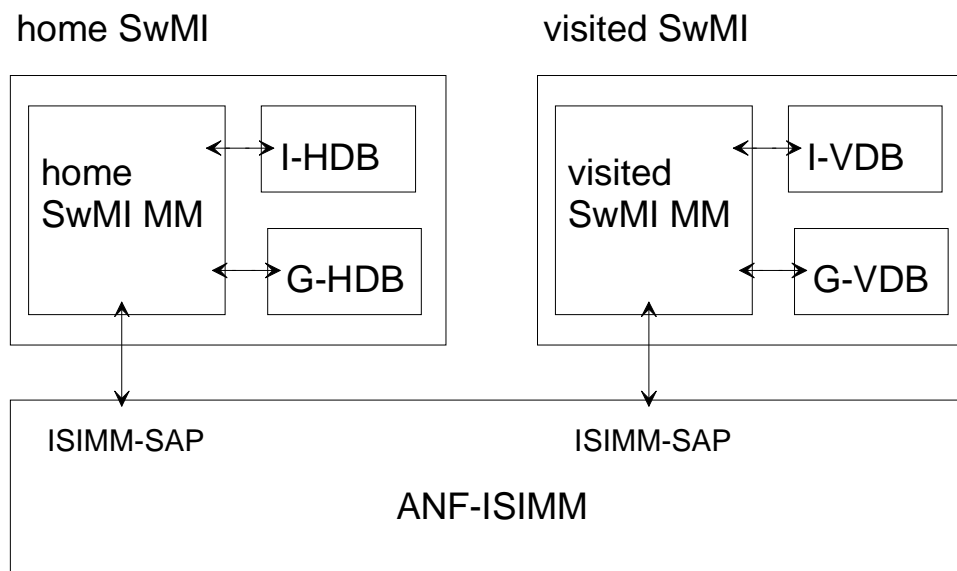
- G-HDR service: the service recovers the G-HDB e.g. if it has been affected by a fault situation;
- G-VDR service: the service recovers the G-VDB e.g. if it has been affected by a fault situation.

NOTE 2: It is possible, that the SwMI MM initiates the HMM and the VMM recovery at the same time. This is needed if both the G-VDB and the G-HDB in the SwMI are affected by the faulty situation.

The GDR service shall apply the group attachment and the group detachment services as defined in this ETS with the amendments as defined in this clause.

### 17.3 Service architecture

Figure 29 illustrates the service architecture of the GDR service.



NOTE: The arrows illustrate the information exchange routes of the service.

**Figure 29: The service architecture of the GDR service**

## 17.4 Normal procedures

### 17.4.1 Invocation

#### 17.4.1.1 Invocation criteria

The GDR shall be invoked as defined in the following two cases:

- 1) G-HDR shall be invoked if both of the following are valid:
  - if there is a need to invoke the service, i.e. if either of the following is valid:
    - if there is a risk that the group information saved in the G-HDB is not consistent with the G-VDB of another SwMI; or
    - in order to verify (e.g. periodically) that the group information in the G-HDB is consistent with the G-VDB of another SwMI; and
  - if the following G-HDB information is available for each group:
    - the group numbers to be recovered (GSSIs);
    - the migration profile(s), basic and SS, of the groups; and
    - either as part of the group profile information or separately: the members of the groups and the group attachment right information.
- 2) G-VDR shall be invoked if both of the following are valid:
  - if there is a need to invoke the service, i.e. if either of the following is valid:
    - if there is a risk that the group information saved in the G-VDB is not consistent with the G-HDB of the home SwMI; or
    - in order to verify (e.g. periodically) that the group information saved in the G-VDB is consistent with the G-HDB of the home SwMI; and
  - if the following G-VDB information is available: At least the copy shall contain at least the GTSIs of the groups and the group attachment information, i.e. the ITSIs of the attached individual subscribers). If possible, the age stamp information of the group attachment acts shall be restored.

As stated before, the GDR service shall be invoked separately between the invoking SwMI MM and every SwMI MMs which share the ISI with the invoking SwMI MM if the above mentioned conditions are met.

#### 17.4.1.2 Invocation of ANF-ISIMM

In case 1) the home SwMI MM shall start the G-HDR as follows:

- the home SwMI MM shall prepare the G-HDB ready for the G-HDR. Thus, it shall restore the latest reliable copy of the G-HDB or if such copy is not available the G-HDB records shall be cleared. If the G-HDB records are cleared, they shall be created with the following information: the group numbers to be recovered (GSSIs); the migration profile(s), basic and SS, of the groups; the members of the groups and the group attachment right information (i.e. who is allowed to attach to the group).

NOTE 1: It is assumed that each G-HDB knows its MNI.

However, the home SwMI MM shall be able to provide the following information in the case of HMM recovery:

- if available, the real age of the migration which has been made in the visited SwMI MM; or

- if the age of the migration is not reliably available in the home SwMI MM, an age that is "old enough": The "old enough" age shall not be less than the real age, but may be more than the real age if the exact age cannot be determined. If the home SwMI MM is not able to determine the real age the special "maximum age" shall be used. In other words, the "maximum age" shall be used if nothing else is available;
- the home SwMI MM shall invoke ANF-ISIMM by issuing the HMM recovery\_req with the following information:
  - a) ANF-ISIMM invoke id: the home SwMI MM shall allocate a unique value to be used during the service instance, i.e. during the invocation and the operation of the service (carrying out one G-HDR);
  - b) recovery type: group, i.e. the recovery recovers group data (opposed to individual subscriber);
  - c) MNI of the invoking SwMI: the MNI of the home SwMI MM;
  - d) MNI of the invoked SwMI: the MNI of the visited SwMI MM; and
  - e) optionally: proprietary information. The contents of the proprietary information is outside the scope of this ETS.

In case 2) the visited SwMI MM shall start the G-VDR as follows:

- the visited SwMI MM shall prepare the G-VDB ready for the G-VDR. Thus, it shall restore the latest reliable copy of the G-VDB. The copy shall contain at least the following information of the groups: the GTSI of the group and the group attachment information, i.e. the ITSIs of the attached individual subscribers). If possible, the age stamp information of the group attachment acts shall be restored;

NOTE 2: As the G-VDB is used as starting point to detect whether the individual subscriber is attached to a group a restored copy of the G-VDB is needed. The information in the restored G-VDB need not be fully up-to-date as long as the age or time stamps are valid, see below. Consequently, the G-VDB information is validated and, if needed, corrected during the VMM recovery.

NOTE 3: The G-VDR is able to retrieve the group attachments which are sent to the home SwMI MM and saved in the G-HDB. Consequently, the visited SwMI MM may complement the G-VDR by the AI actions as defined in ETS 300 392-2 [1], clause 16, e.g. by using the group reporting in order to improve the reliability of its knowledge of the individual subscriber's group attachment(s).

- the visited SwMI MM shall invoke ANF-ISIMM by issuing the VMM recovery\_req with the following information:
  - a) ANF-ISIMM invoke id: the visited SwMI MM shall allocate a unique value to be used during the service instance, i.e. during the invocation and the operation of the service (carrying out one G-VDR);
  - b) recovery type: recovery type: group, i.e. the recovery recovers group data (opposed to individual subscriber);
  - c) MNI of the invoking SwMI: the MNI of the visited SwMI MM;
  - d) MNI of the invoked SwMI: the MNI of the home SwMI MM; and
  - e) optionally: proprietary information. The contents of the proprietary information is outside the scope of this ETS.

#### 17.4.2 Operation

This subclause is applicable for cases 1) and 2) unless otherwise stated.

**17.4.2.1 Verification of age information**

It is assumed that the SwMI MM saves the age or the time related to the group attachment acts and, optionally, to the group detachment acts in the collocated I-HDB and I-VDB. However, the SwMI MM may need to invoke the GDR when its capabilities to retrieve the age information has been affected, and thus, it may not be able to derive the correct age of some or all of the recorded group attachment acts. However, in the case of G-HDR (case 1)), the home SwMI MM shall be able to provide the information as follows for each group attachment (which has not been removed):

- if available, the real age of the group attachment which has been made in the visited SwMI MM; or
  - if the age of the group attachment is not reliably available in the home SwMI MM, an age that is "old enough": the "old enough" age shall not be less than the real age, but may be more than the real age if the exact age cannot be determined. If the home SwMI MM is not able to determine the real age the special "maximum age" shall be used. In other words, the "maximum age" shall be used if nothing else is available.

However, in the case of G-VDR (case 2)), the visited SwMI MM shall be able to provide the information as follows for each group attachment (which has not been removed):

- if available, the real age of the group attachment which has been made in a visited SwMI MM; or
- if the age of the group attachment is not reliably available in the visited SwMI MM, an age that is "old enough": The "old enough" age shall not be less than the real age, but may be more than the real age if the exact age cannot be determined. If the visited SwMI MM is not able to determine the real age the special "maximum age" shall be used.

Depending on the implementation, the ensuring of the correctness of the age stamp information may be done e.g. in one of the following ways:

- if absolute time is saved to indicate the age in the acts, that information shall be used as it is recorded;
- if relative time is used, it shall be ensured that the needed age difference additions shall be made as applicable to ensure that the age information is either correct or not less than the true age of the acts. Thus, the SwMI MM shall ensure that the duration of the faulty situation is included in the time information. In addition, the length of the interval for saving the back up copies may need to be added to the ages, too, if such back up copy is used and if it is likely that the faulty situation did not start imminently after the back up copy was saved.

**17.4.2.2 The visited SwMI MM receives the G-HDR indication**

This subclause is applicable only for case 1).

Upon receipt of the HMM recovery\_ind (containing the same information as the corresponding HMM recovery\_req) from the ANF-ISIMM, the visited SwMI MM shall record the ANF-ISIMM invoke id and verify that it can support the G-HDR service. The visited SwMI MM shall be able to support the G-HDR service if the G-VDB is in a consistent state.

Then, the visited SwMI MM shall send the HMM recovery\_resp to the ANF-ISIMM with the following information:

- a) ANF-ISIMM invoke id: the value shall be the same as in the received HMM recovery\_ind;
- b) recovery type: group, i.e. the recovery recovers group data (opposed to individual subscriber);
- c) MNI (home SwMI MM): MNI of the invoking SwMI;
- d) MNI (visited SwMI MM): MNI of the invoked SwMI; and
- e) optionally: proprietary information. The contents of the proprietary information is outside the scope of this ETS.

Upon receipt of the HMM recovery\_conf (corresponding to the HMM recovery\_resp) from the ANF-ISIMM, the home SwMI MM shall consider the G-HDR service as started, and it shall be ready to recover the virtual service primitives of the G-HDR service as defined in this clause.

#### 17.4.2.3 The home SwMI MM receives the G-VDR indication

This subclause is applicable only for case 2).

Upon receipt of the VMM recovery\_ind (containing the same information as the corresponding VMM recovery\_req) from the ANF-ISIMM, the home SwMI MM shall record the ANF-ISIMM invoke id and verify that it can support the G-VDR service. The home SwMI MM shall be able to support the G-VDR service if the G-HDB is in a consistent state.

Then, the home SwMI MM shall send the VMM recovery\_resp to the ANF-ISIMM with the following information:

- a) ANF-ISIMM invoke id: the value shall be the same as in the received VMM recovery\_ind;
- b) recovery type: recovery type: group, i.e. the recovery recovers group data (opposed to individual subscriber);
- c) MNI (visited SwMI MM): MNI of the invoking SwMI;
- d) MNI (home SwMI MM): MNI of the invoked SwMI; and
- e) optionally: proprietary information. The contents of the proprietary information is outside the scope of this ETS.

Upon receipt of the VMM recovery\_conf (corresponding to the VMM recovery\_resp) from the ANF-ISIMM, the visited SwMI MM shall consider the G-VDR service as started.

#### 17.4.2.4 The virtual group attachment and detachment

Before sending the first virtual group attachment, the visited SwMI MM shall set the starting point for the scanning in the G-VDB. The starting point shall indicate the first recovered record in the G-VDB. The starting point may be any record in the G-VDB as the visited SwMI MM may scan the G-VDB in any order. E.g. the GDR may be invoked simultaneously with the IDR (as defined in clause 14), and the group attachments (and detachments) may be sent consecutively for each individual subscriber. However, all group records that have the home SwMI MM as the home SwMI MM of the group shall be recovered as defined in this clause once. Thus, the virtual group attachment, i.e. GDR related group attachment, shall be sent for any group attachment that is recorded in the G-VDB. In addition, if the group detachments are saved in the G-VDB, the virtual group detachment may be invoked corresponding to these group detachments.

If the starting point has been selected, the visited SwMI MM shall select the first or next record from the G-VDB (where the home SwMI MM of the group is the invoking SwMI MM), and according to the record shall either send the virtual group attachment or detachment as follows:

- virtual group attachment:
  - if this is the first virtual group attachment for the group **during the G-HDR**: The service shall take place as defined in case 1) in subclause 15.4 with the following exceptions:
    - the service shall be invoked based on the information saved in the G-VDB as it was received from the subscriber in the AI as an AI group attachment request;
    - the exchanged primitives shall contain the following information:
      - recovery: the value shall be "Recovery"; and
      - the age stamp is normally always included in the case of recovery, as it is not likely that the virtual group attachment is sent upon receipt of the original group attachment; and

- the visited SwMI MM may invoke the (SwMI initiated) AI group attachment service to ensure that the corresponding group attachment information is correct in the MS.
- if at least one virtual group attachment has been sent before this one for the group **during the G-HDR**: as applicable, according to one of the cases 2) - 4) in subclause 15.4 with the following exceptions:
  - the service shall be invoked based on the information saved in the G-VDB as it was received from the subscriber in the AI as an AI group attachment request;
  - the exchanged primitives shall contain the following information:
    - recovery: the value shall be "Recovery"; and
    - the age stamp is normally always included in the case of recovery, as it is not likely that the virtual group attachment is sent upon receipt of the original group attachment; and
    - the visited SwMI MM may invoke the (SwMI initiated) AI group attachment service to ensure that the corresponding group attachment information is correct in the MS.
- Virtual group detachment: as applicable, according to one of the cases 1) - 3) in subclause 16.4 depending on the invocation criteria. However, the exchanged primitives shall contain the following information:
  - the service shall be invoked based on the information saved in the G-VDB as it was received from the subscriber in the AI as an AI group attachment request, except that the "last/not last group detachment" information shall correspond to the current group detachment situation for the group in the visited SwMI MM;
  - the exchanged primitives shall contain the following information:
    - recovery: the value shall be "Recovery"; and
    - the age stamp is normally always included in the case of recovery, as it is not likely that the virtual group detachment is sent upon receipt of the original group detachment; and
    - the visited SwMI MM may invoke the (SwMI initiated) AI group detachment service to ensure that the corresponding group attachment information is correct in the MS.

#### 17.4.2.5 The iteration

Upon completion of the virtual group attachment or detachment service, the visited SwMI MM shall continue the execution of the recovery service. Thus, the visited SwMI MM shall detect the information of the next recorded attachment or, if saved, group detachment or if all group attachments and detachments in the record have been recovered, the next record shall be selected from the G-VDB as defined in subclause 17.4.5.2.2 and continue as defined in that subclause.

Then, visited SwMI MM shall continue the iteration as defined in this subclause until the G-VDB is scanned through, i.e. when the virtual group attachments and, if supported, group detachments are carried out for all the group records in the G-VDB that have the peer SwMI MM as the home SwMI MM.

During the recoveries, the SwMI MMs may control the pace in which the recovery related messages are sent by delaying the sending of the primitives, so that the recovery does not disturb any non-recovery related services. However, if such delays take place, the SwMI MM shall add the delay to value of the age stamp.



**17.4.2.6 The completion of the GDR****17.4.2.6.1 G-HDR**

In case 1), when the records in the G-VDB have been scanned through the following shall take place:

The visited SwMI MM shall send the HMM recovery completed\_req to ANF-ISIMM with the following information:

- a) ANF-ISIMM invoke id: the value shall be the same as in the received HMM recovery\_ind;
- b) recovery type: group, shall indicate that the HMM recovery has recovered the group data;
- c) MNI (home SwMI MM): MNI of the invoking SwMI;
- d) MNI (visited SwMI MM): MNI of the invoked SwMI; and
- e) optionally: proprietary information. The contents of the proprietary information is outside the scope of this ETS.

Then, the visited SwMI MM shall become idle.

Upon receipt of the HMM recovery completed\_ind (containing the same information as the corresponding HMM recovery completed\_req), the home SwMI MM shall verify if it has any recorded group attachments which should have been recovered but which have not. In other words, if there are any group attachments in the G-HDB which are made in the visited SwMI MM that was the invoked visited SwMI MM and for which the virtual group attachment have not been done, the home SwMI MM shall invoke the home SwMI MM initiated group attachment for these services as defined in cases 5) or 6), as applicable, in subclause 15.4 with the following exceptions:

- recovery: the value shall be "Recovery" in the exchanged primitives; and
- the age stamp is normally always included in the exchanged primitives in the case of recovery, as it is not likely that the virtual group detachment is sent upon receipt of the original group detachment.

**17.4.2.6.2 G-VDR**

In case 2), when the records in the G-VDB have been scanned through the following shall take place:

The visited SwMI MM shall send the VMM recovery completed\_req to ANF-ISIMM with the following information:

- a) ANF-ISIMM invoke id: the value shall be the same as in the send VMM recovery\_req;
- b) recovery type: group, shall indicate that the VMM recovery has recovered the group data;
- c) MNI (visited SwMI MM): MNI of the invoking SwMI;
- d) MNI (home SwMI MM): MNI of the invoked SwMI; and
- e) optionally: proprietary information. The contents of the proprietary information is outside the scope of this ETS.

Then, the visited SwMI MM shall become idle.

Upon receipt of the VMM recovery completed\_ind (containing the same information as the corresponding VMM recovery completed\_req), the home SwMI MM either becomes idle or it may verify if it has any group attachments and, optionally, group detachments recorded as valid in the invoking visited SwMI MM but which have not been recovered. If any such group attachments exist, the home SwMI MM may invoke the home SwMI MM initiated group attachment service for the recorded group attachments as defined in cases 5) or 6), as applicable, in subclause 15.4 with the following exceptions:

- recovery: the value shall be "Recovery" in the exchanged primitives;
- the age stamp is normally always included in the exchanged primitives in the case of recovery, as it is not likely that the virtual group attachment is sent upon receipt of the original group attachment.

Optionally, the home SwMI MM may invoke the home SwMI MM initiated group detachment service for the recorded group detachments as defined in case 4) in subclause 16.4 with the following exceptions:

- recovery: the value shall be "Recovery" in the exchanged primitives; and
- the age stamp is normally always included in the exchanged primitives in the case of recovery, as it is not likely that the virtual group detachment is sent upon receipt of the original group detachment.

### 17.5 Exceptional procedures

This subclause defines the exceptional procedures that shall be applied if the normal operation of the GDR service fails. The exceptional procedures as defined for the GDR services are applicable for the GDR service when these services are invoked as part of the GDR service.

The exceptional procedures as defined in this subclause may be overridden by an additional agreement between the SwMI operators (that cover the exceptional situation), see note 1.

NOTE 1: The contents of the additional agreements and their applicability in different situations are outside the scope of this ETS.

NOTE 2: All exceptional situations arising within one SwMI are outside the scope of this ETS. Such exceptional cases are e.g. exceptional situations detected within the SwMI MM if the service cannot be invoked over the ISI, if the service cannot be continued or if there is no inter-TETRA connection permanently or temporarily available to the peer SwMI MM etc.

Upon receipt of the HMM recovery\_ind, the visited SwMI MM shall reject the G-HDR if its own G-VDB is not in a consistent state, i.e. if it considers that the contents of its G-VDB cannot be trusted. If the visited SwMI MM rejects the G-HDR it shall send the HMM recovery\_reject\_req to ANF-ISIMM with the following information:

- a) ANF-ISIMM invoke id: the value shall be the same as in the received HMM recovery\_ind;
- b) MNI (home SwMI MM): MNI of the invoking SwMI;
- c) MNI (visited SwMI MM): MNI of the invoked SwMI;
- d) recovery rejection cause, which shall be one of the following:
  - unknown error: a generic error cause, which shall be used when the other error causes are not applicable;
  - unknown SwMI;
  - temporary error; or
  - own database not consistent; and
- e) optionally: proprietary information. The contents of the proprietary information is outside the scope of this ETS.

If the G-HDR rejection cause is "unknown SwMI" the home SwMI MM may re-invoke the service up to two times in order to (try to) complete the service successfully. However, if the G-HDR rejection cause is "temporary error" the visited SwMI MM shall invoke the G-VDR service to recover its G-VDB, and thus, the home SwMI MM shall not re-invoke the G-HDR service against the visited SwMI MM.

Upon receipt of the VMM recovery\_ind, the home SwMI MM shall reject the G-VDR if its own G-HDB is not in a consistent state, i.e. if it considers that the contents of its G-VDB cannot be trusted. If the visited SwMI MM rejects the G-VDR it shall send the VMM recovery reject\_req to ANF-ISIMM with the following information:

- a) ANF-ISIMM invoke id: the value shall be the same as in the received VMM recovery\_ind;
- b) MNI (home SwMI MM): MNI of the invoked SwMI;
- c) MNI (visited SwMI MM): MNI of the invoking SwMI;
- d) recovery rejection cause, which shall be one of the following:
  - unknown error: a generic error cause, which shall be used when the other error causes are not applicable;
  - unknown SwMI;
  - temporary error; or
  - own database not consistent; and
- e) optionally: proprietary information. The contents of the proprietary information is outside the scope of this ETS.

If the G-VDR rejection cause is "unknown SwMI" the visited SwMI MM may re-invoke the service up to two times in order to (try to) complete the service successfully. However, if the G-VDR rejection cause is "temporary error" the visited SwMI MM shall invoke the G-VDR service to recover its G-VDB, and thus, the home SwMI MM shall not re-invoke the G-HDR service against the visited SwMI MM.

If the sending of the G-HDR completed\_req or the G-VDR completed\_req fails and the sending SwMI MM detects that it shall re-send it up to two times. If a SwMI MM receives the G-HDR completed\_ind or the G-VDR completed\_ind which it cannot accept (e.g. fails to decode, or does not recognize the sending SwMI MM), it shall discard the primitive.

## 17.6 Dynamic description

Figures 30 and 31 contain the dynamic description of the GDR service as provided by the ANF-ISIMM.

The dynamic description is given using the SDL conventions as defined in ITU-T Recommendation Z.100 [9]. In addition, the following conventions are used:

- the input signals from the left and output signals to the left represent primitives from and to the home SwMI;
- the input signals from the right and output signals to the right represent primitives from and to the visited SwMI.

The following service primitives shall be applicable for the GDR service in addition to the primitives defined for the group attachment and the group detachment services:

- HMM recovery completed\_req and HMM recovery completed\_ind, the information contents of the primitives are as defined in this clause. The primitives shall be used to indicate the completion of the GDF operation;
- HMM recovery \_req and HMM recovery \_ind, the information contents of the primitives are as defined in this clause. The primitives shall be used to invoke the HMM recovery;
- HMM recovery\_resp and HMM recovery\_conf, the information contents of the primitives are as defined in this clause. The primitives shall be used to acknowledge the invocation indication of the HMM recovery;

- HMM recovery reject\_req and HMM recovery reject\_ind, the information contents of the primitives are as defined in this clause. The primitives shall be used to reject the invocation of the HMM recovery;
- VMM recovery completed\_req and VMM recovery completed\_ind, the information contents of the primitives are as defined in this clause. The primitives shall be used to indicate the completion of the GDF operation;
- VMM recovery \_req and VMM recovery \_ind, the information contents of the primitives are as defined in this clause. The primitives shall be used to invoke the VMM recovery;
- VMM recovery\_resp and VMM recovery\_conf, the information contents of the primitives are as defined in this clause. The primitives shall be used to acknowledge the invocation indication of the VMM recovery; and
- VMM recovery reject\_req and VMM recovery reject\_ind, the information contents of the primitives are as defined in this clause. The primitives shall be used to reject the invocation of the VMM recovery.

The following states shall be used for the GDF service in addition to the states defined for the group attachment and the group detachment services:

- G-HDR-REQUESTED: G-HDR service requested by the home SwMI MM;
- GROUP-ATT-INIT-V: the visited SwMI MM initiated group attachment has been invoked;
- G-VDR-REQUESTED: G-VDR service requested by the visited SwMI MM;
- IDLE: no GDR in progress. Shall replace the IDLE state defined for group attachment and detachment services;
- RECOVERY-INITIATED: GDR service in progress;
- WAIT-FOR-GROUP-DET-ACK-FROM-H: response to the visited SwMI MM initiated group detachment request is expected from the home SwMI MM;
- WAIT-FOR-PROFILE-ACK-V: response to basic migration profile is expected;
- WAIT-FOR-SS-PROFILES-V: original SS-migration profiles are expected; and
- WAIT-FOR-SS-PROFILE-ACK-V: response to SS-migration profiles is expected (the state is applicable for the visited SwMI MM initiated group attachment).

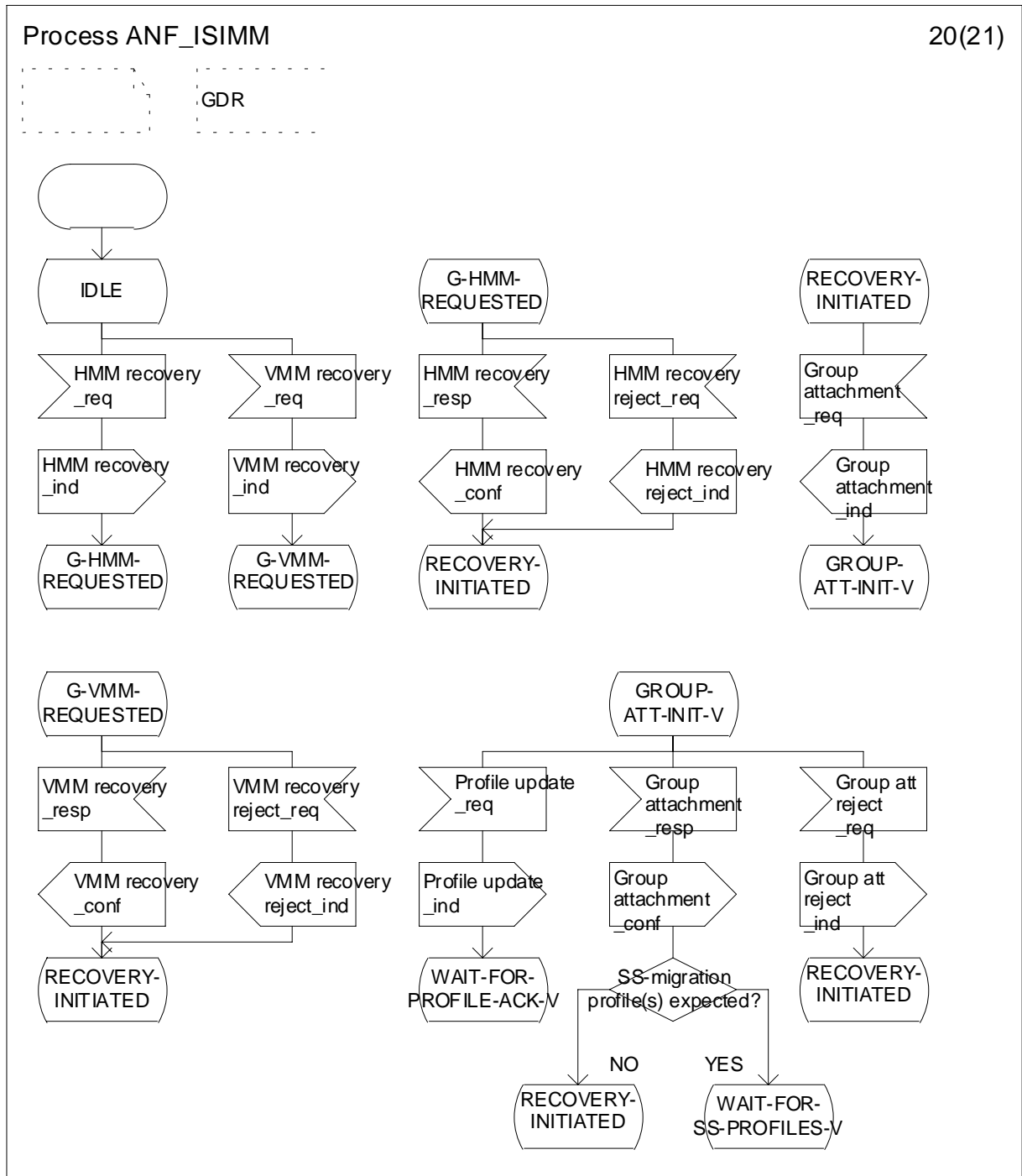
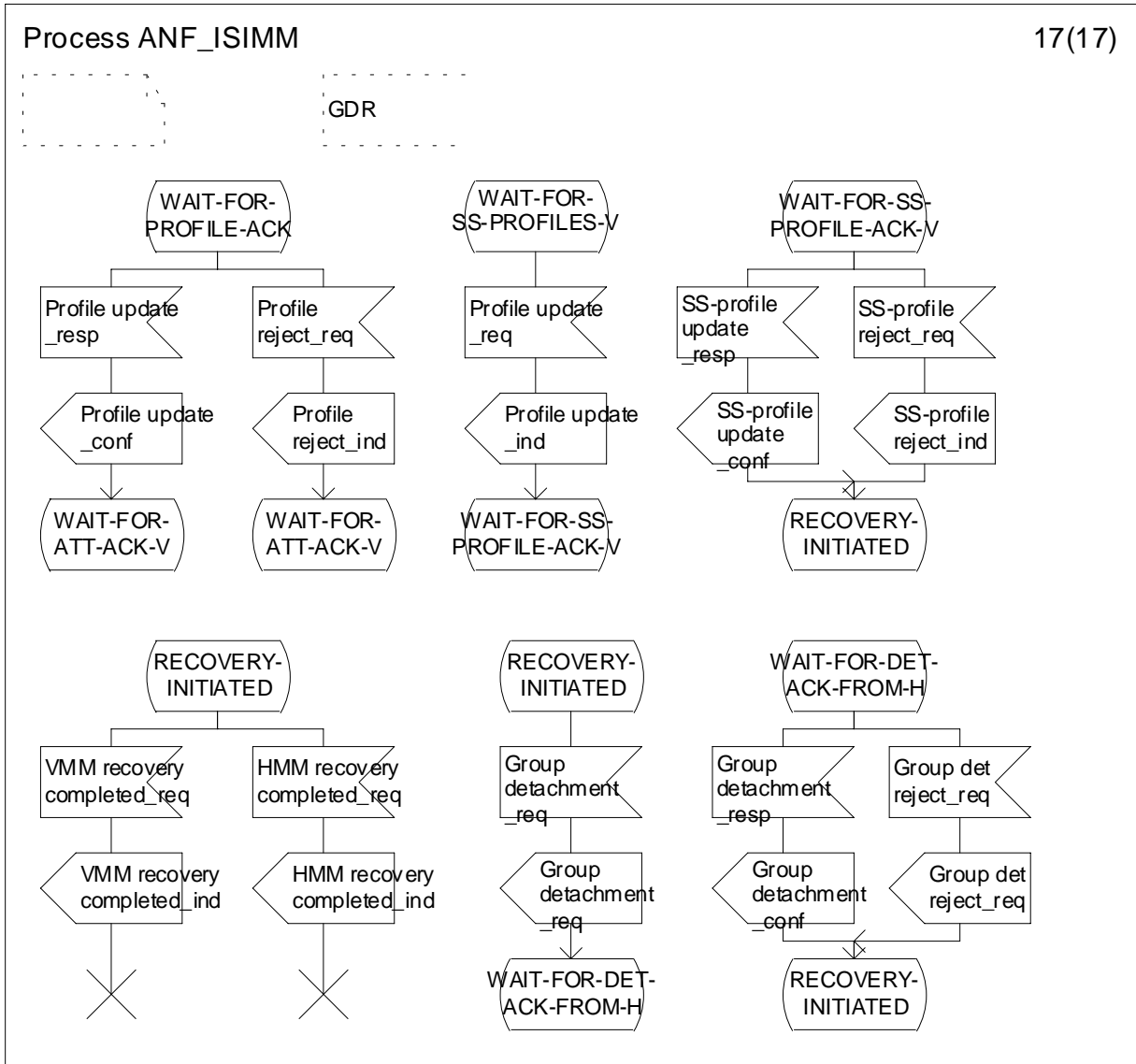


Figure 30: Stage 1 SDL description of GDR service



**NOTE:** Upon completion of the HMM recovery completed\_ind, the home SwMI MM may invoke the home SwMI MM initiated group attachment and group detachment services for each group attachment and group detachment that is recorded as valid in the visited SwMI MM but on which the virtual group attachment has not been invoked.

**Figure 31: Stage 1 SDL description of GDR service**

**18 Group linking/unlinking service description (stage 1)**

**18.1 Service definition**

The group linking/unlinking service enables the dynamic linking and unlinking of groups across the ISI.

Upon forming the group linking, all group calls made to one of the linked groups result in a combined group call consisting of all group members of the linked groups. Upon removing the group linking, the group linking is removed and the group calls to the groups shall be made independently of each other.

**18.2 Service description**

The group linking/unlinking service is an optional service for SwMI MMs. If supported, the service shall be as defined in this clause.

The group linking/unlinking service shall enable the following across the ISI:

- the linking of groups, i.e. the forming of a group linking in order to join the members of the groups to one combined group call when group calls to any of the groups are invoked; and
- the unlinking of the linked groups, i.e. the removal of a previously made group linking.

NOTE 1: The term group linking refers to a set of groups which are linked together.

NOTE 2: The group call is defined in another standard.

The group linking act shall originate in the linking controlling SwMI MM. The linking controlling SwMI MM shall co-ordinate and keep track of the group linking amongst the linking participating SwMI MMs. The linking controlling SwMI MM shall be the home SwMI MM of one of the groups to be linked. In addition, the linking controlling SwMI shall be the controlling SwMI of the combined group calls.

The linking participating SwMI MM shall carry out the group linking of one group in co-operation with the linking controlling SwMI MM. The linking participating SwMI MM shall be the home SwMI MM of that group. Consequently, there shall be as many linking participating SwMI MMs as there are groups to be linked. In addition, as the ANF-ISIMM shall always be invoked across the ISI, at least two of the linking participating SwMI MMs shall have a different MNI.

The group unlinking act shall either originate in the linking controlling SwMI MM or in any of the linking participating SwMI MMs. The latter is called remote unlinking service in this ETS. If the group unlinking act is originated in the linking participating SwMI MM, the remote group unlinking request is routed to the linking controlling SwMI MM.

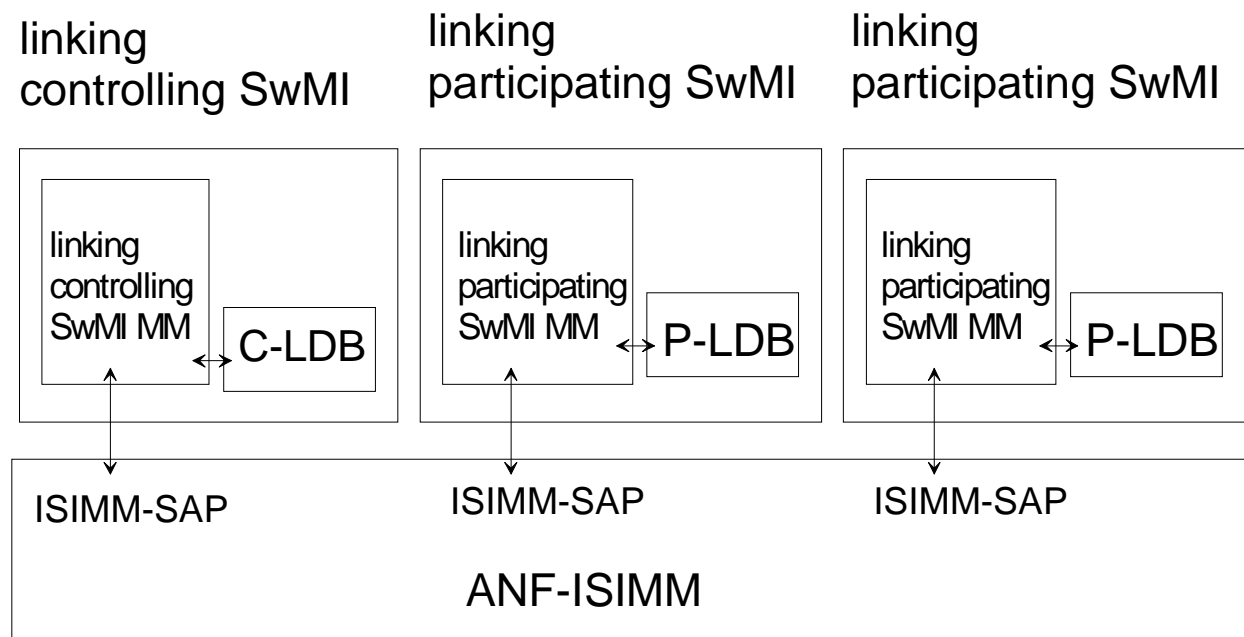
The linking controlling SwMI MM shall co-ordinate the group unlinking amongst the linking participating SwMI MMs. The linking participating SwMI MM shall carry out the group unlinking of the group in the home SwMI of the group. Consequently, there shall be as many linking participating SwMI MMs as there are groups to be unlinked.

The group linking or group unlinking acts shall not affect any ongoing calls.

A group linking shall contain two to five groups that are linked together. However, one group may be part of at most one group linking at a time.

18.3 Service architecture

Figure 32 illustrates the service architecture of the group linking/unlinking service. The ANF-ISIMM offers group linking/unlinking services between the linking controlling SwMI MM and the linking participating SwMI MMs across the ISIs through the ISIMM-SAPs.



NOTE 1: There shall be one linking controlling SwMI MM and two to five linking participating SwMI MMs. In addition, at least one of the linking participating SwMI MM shall coincide (i.e. shall have the same MNI) and one shall not coincide with the linking controlling SwMI MM.

NOTE 2: The arrows illustrate the information exchange routes of the service.

Figure 32: The service architecture of the group linking/unlinking service

18.4 Normal procedures

18.4.1 Invocation

18.4.1.1 Invocation criteria

ANF-ISIMM shall be invoked in one of the following cases:

- 1) a request for group linking service has been initiated in the linking controlling SwMI MM.
- 2) a request for group unlinking service has been initiated in the linking controlling SwMI MM.
- 3) a request for remote group unlinking service has been initiated in a linking participating SwMI MM.

NOTE: The definition of the intra-SwMI requests for group linking, group unlinking and remote group unlinking services are outside the scope of this ETS.

In all cases, the service invocation shall involve at least two groups of which the home is different. E.g. in case 1), at least two groups shall be requested to be linked together and the MNIs of at least two of the groups shall be different.



**18.4.1.2 Invocation of ANF-ISIMM****18.4.1.2.1 Case 1) - group linking service****18.4.1.2.1.1 AI security class**

Void.

**18.4.1.2.1.2 Sending of Linking\_req**

Upon request for group linking service, the linking controlling SwMI MM shall send the Linking\_req to ANF-ISIMM for each group (GTSI) that is to be included in the group linking. The Linking\_req shall contain the following information:

- a) ANF-ISIMM invoke id: the linking controlling SwMI MM shall allocate a unique value to be used during the service instance, i.e. during the invocation and operation of the service, between the linking controlling SwMI MM and one linking participating SwMI MM;

a different ANF-ISIMM invoke id shall be allocated to be used between the linking controlling SwMI MM and one linking participating SwMI MM. The linking controlling SwMI MM shall keep track of the used values and shall be able to associate them to the corresponding group linking instance;

- b) GSSI (linked group): the GSSI of the group to be linked;
- c) MNI (linked group): the MNI of the group to be linked. The MNI shall also be the MNI of the linking participating SwMI MM;
- d) GSSI (linking controlling group): the GSSI of the linking controlling group. The GSSI and the corresponding MNI shall identify the group linking;
- e) MNI (linking controlling group): the MNI of the linking controlling group. The MNI shall also be the MNI of the linking controlling SwMI MM;
- f) number of other linked groups. the element shall have a value from zero to three (0-3). The element shall indicate the number of "Other linked group" elements following this element in the primitive;
- g) conditionally: other linked group. The element shall appear as many times as indicated by the element "Number of other linked groups following". Each element shall identify a group that will be included in the group linking. The element shall contain the following sub-elements:
- GSSI (other linked group); and
  - MNI (other linked group);

all groups that are included in the group linking shall be included as "Other linked groups" except the groups included already in the primitive;

NOTE: The purpose of the element is to indicate the groups to be included in the group linking to the linking participating SwMI MM.

- h) optionally: proprietary information. The contents of the proprietary information is outside the scope of this ETS.

**18.4.1.2.2 Case 2) - group unlinking service**

Upon request for group unlinking service, the linking controlling SwMI MM shall send the Unlinking\_req to ANF-ISIMM for each group (GTSI) that is linked in the group linking. The Unlinking\_req shall contain the following information:

- a) ANF-ISIMM invoke id: the linking controlling SwMI MM shall allocate a unique value to be used during the service instance, i.e. during the invocation and operation of the service, between the linking controlling SwMI MM and one linking participating SwMI MM;  
  
a different ANF-ISIMM invoke id shall be allocated to be used between the linking controlling SwMI MM and one linking participating SwMI MM. The linking controlling SwMI MM shall keep track of the used values and shall be able to associate them to the corresponding group unlinking instance;
- b) GSSI (linked group): the GSSI of the group to be unlinked;
- c) MNI (linked group): the MNI of the group to be unlinked. The MNI shall also be the MNI of the linking participating SwMI MM;
- d) GSSI (linking controlling group): the GSSI of the group linking to be removed;
- e) MNI (linking controlling group): the MNI of the group linking to be removed;
- f) optionally: proprietary information. The contents of the proprietary information is outside the scope of this ETS.

**18.4.1.2.3 Case 3) - remote group unlinking service**

Upon request for remote group unlinking service, the linking participating SwMI MMs shall send the Remote unlinking\_req to ANF-ISIMM with the following information:

- a) ANF-ISIMM invoke id: the linking participating SwMI MM shall allocate a unique value to be used during the service instance, i.e. during the invocation and operation of the service, between the linking controlling SwMI MM and the linking participating SwMI MM;
- b) GSSI (linked group): the GSSI of the linked group associated to the linking participating SwMI MM requesting the remote unlinking;
- c) MNI (linking participating SwMI MM): the MNI of the linking participating SwMI MM requesting the remote unlinking;
- d) GSSI (linking controlling group): the GSSI of the linked group linking controlling SwMI to be removed;
- e) MNI (linking controlling group): the MNI of the linked group linking controlling SwMI to be removed;
- f) optionally: proprietary information. The contents of the proprietary information is outside the scope of this ETS.

**18.4.2 Operation**

The actions defined in this clause for the linking participating SwMI MM shall take place in each linking participating SwMI MM.

**18.4.2.1 Case 1) - group linking service****18.4.2.1.1 First phase of group linking service**

Upon receipt of the Linking\_ind (containing the same information as the corresponding Linking\_req) from the ANF-ISIMM, the linking participating SwMI MM shall verify whether the group to be linked (as defined in parameters b) and c) in the received Linking\_ind) may be linked. The verification shall consist of at least checking that the group is not linked already.

If the group linking is not rejected, the linking participating SwMI MM shall send the Linking\_resp with the following information:

- a) ANF-ISIMM invoke id: the value shall be the same as in the received Linking\_ind;
- b) GSSI (linked group): the GSSI of the group to be linked. The value shall be the same as in the received Linking\_ind;
- c) MNI (linked group): the MNI of the group to be linked. The value shall be the same as in the received Linking\_ind;
- d) GSSI (linking controlling group): the GSSI of the linking controlling group. The value shall be the same as in the received Linking\_ind;
- e) MNI (linking controlling group): the MNI of the linking controlling group. The value shall be the same as in the received Linking\_ind;
- f) optionally: proprietary information. The contents of the proprietary information is outside the scope of this ETS.

If the linking participating SwMI MM rejects the group linking it shall reject group linking upon receipt of the Linking\_ind (and send Linking\_reject\_req as defined in subclause 18.5). In other words, the linking participating SwMI MM may not reject the group linking after sending the Linking\_resp.

#### 18.4.2.1.2 Second phase of group linking service

Upon receipt of the Linking\_conf (containing the same information as the corresponding Linking\_resp) from the ANF-ISIMM for all the sent Linking\_reqs, the linking controlling SwMI MM shall verify that there are at least two groups to be linked and that their MNIs are different; if not, the group linking is cancelled (rejected) and the actions shall continue as defined in subclause 18.6.

If there are at least two groups to be linked which have a different MNI, the linking controlling SwMI MM shall send the Linking\_command\_req to the ANF-ISIMM corresponding to each group to be linked. The Linking\_command\_req shall contain the following information:

- a) ANF-ISIMM invoke id: the value shall be the same as in the sent Linking\_req;
- b) GSSI (linked group): the GSSI of the group to be linked. The value shall be the same as in the sent Linking\_req;
- c) MNI (linked group): the MNI of the group to be linked. The value shall be the same as in the sent Linking\_req;
- d) GSSI (linking controlling group): the GSSI of the linking controlling group. The value shall be the same as in the sent Linking\_req;
- e) MNI (linking controlling group): the MNI of the linking controlling group. The value shall be the same as in the sent Linking\_req;
- f) number of other linked groups. the element shall have a value from zero to three (0-3). The element shall indicate the number of "Other linked group" elements following this element in the primitive;

the value of the element may be equal or less than the value in the Linking\_req. The value shall be less if either the linking participating SwMI MM has excluded one of more groups from the group linking or if one or more linking participating SwMI MM has rejected the group linking;

- g) conditionally: other linked group. The element shall appear as many times as indicated by the element "Number of other linked groups". Each element shall identify a group that will be included in the group linking. The element shall contain the following sub-elements:
  - GSSI (other linked group); and
  - MNI (other linked group);

- all groups that are included in the group linking shall be included as "Other linked groups" except the groups included already in the primitive;

NOTE: The purpose of the element is to indicate the groups to be included in the group linking to the linking participating SwMI MM.

- h) optionally: proprietary information. The contents of the proprietary information is outside the scope of this ETS.

Upon receipt of the Linking command\_ind (containing the same information as the corresponding Linking command\_req) from the ANF-ISIMM, the linking participating SwMI MM shall create the P-LDB record holding the information that the group is linked. Then, the linking participating SwMI MM shall send the Linking command\_resp to the ANF-ISIMM indicating that the group linking has been completed. The Linking command\_resp shall contain the following information:

- a) ANF-ISIMM invoke id: the value shall be the same as in the received Linking\_ind;
- b) GSSI (linked group): the GSSI of the group to be linked. The value shall be the same as in the received Linking\_ind;
- c) MNI (linked group): the MNI of the group to be linked. The MNI shall also be the MNI of the linking participating SwMI MM. The value shall be the same as in the received Linking\_ind;
- d) GSSI (linking controlling group): the GSSI of the linking controlling group. The value shall be the same as in the received Linking\_ind;
- e) MNI (linking controlling group): the MNI of the linking controlling group. The value shall be the same as in the received Linking\_ind;
- f) optionally: proprietary information. The contents of the proprietary information is outside the scope of this ETS.

Then, the linking participating SwMI MM shall become idle and the group linking shall be effective.

Upon receipt of the Linking command\_confs (containing the same information as the corresponding Linking command\_resp) corresponding to the sent Linking command\_reqs from the ANF-ISIMM, the linking controlling SwMI MM shall create the C-LDB record indicating that the group is linked. Then, the linking controlling SwMI MM shall become idle and the group linking shall become effective.

The group linking act shall not affect any ongoing calls nor the existence of any ongoing calls shall not affect the group linking act.

#### 18.4.2.2 Case 2) - group unlinking service

Upon receipt of the Unlinking\_ind (containing the same information as the corresponding Unlinking\_req) from the ANF-ISIMM, the linking participating SwMI MM shall unlink the group by removing the C-LDB record of the indicated group. The unlinking of the group does not affect any ongoing calls. In addition, the linking participating SwMI MM shall confirm the group unlinking by sending the Unlinking\_resp to ANF-ISIMM with the following information:

- a) ANF-ISIMM invoke id: the value shall be the same as in the received Unlinking\_ind;
- b) GSSI (linked group): the GSSI of the group that has been unlinked. The value shall be the same as in the received Unlinking\_ind;
- c) MNI (linked group): the MNI of the group that has been unlinked. The value shall be the same as in the received Unlinking\_ind;
- d) GSSI (linking controlling group): the GSSI of the group linking being removed. The value shall be the same as in the received Unlinking\_ind;

- e) MNI (linking controlling group): the MNI of the group linking being removed. The value shall be the same as in the received Unlinking\_ind;
- f) optionally: proprietary information. The contents of the proprietary information is outside the scope of this ETS.

Then, the linking participating SwMI MM shall return to idle.

Upon receipt of the Unlinking\_resps (containing the same information as the corresponding Unlinking\_reqs) from the ANF-ISIMM for all the sent Unlinking\_reqs, the linking controlling SwMI MM shall remove the C-LDB record and the group linking shall be considered as removed.

Then, the linking controlling SwMI MM shall return to idle.

#### **18.4.2.3 Case 3) - remote group unlinking service**

Upon receipt of the Remote unlinking\_ind (containing the same information as the corresponding Remote unlinking\_req) from the ANF-ISIMM, the linking controlling SwMI MM shall remove the unlinking by sending the Unlinking\_req to all GTSIs that are linked in the group linking. The Unlinking\_req shall contain the following information:

- a) ANF-ISIMM invoke id. the value shall be:
  - for the linking participating SwMI MM that requested the group linking: The same as in the received Remote unlinking\_ind; and
  - for the other linking participating SwMI MMs: The linking controlling SwMI MM shall allocate a new value to be used during the service instance, i.e. during the invocation and operation of the service, between the linking controlling SwMI MM and each linking participating SwMI MM;
- b) GSSI (linked group): the GSSI of the group to be unlinked;
- c) MNI (linked group): the MNI of the group to be unlinked. The MNI shall also be the MNI of the linking participating SwMI MM;
- d) GSSI (linking controlling group): the GSSI of the group linking to be removed;
- e) MNI (linking controlling group): the MNI of the group linking to be removed;
- f) optionally: proprietary information. The contents of the proprietary information is outside the scope of this ETS.

Then, the case 3) shall continue as defined in subclause 18.4.2.2.

### **18.5 Exceptional procedures**

This subclause defines the exceptional procedures that shall be applied if the normal operation of the group linking or group unlinking service fails.

NOTE: All exceptional procedures that take place within one SwMI are outside the scope of this ETS. Such exceptional procedures are e.g. exceptional procedures if the service cannot be invoked over the ISI or if there is no inter-TETRA connection permanently or temporarily available to the peer SwMI MM etc.

#### **18.5.1 Case 1) - group linking service**

Generally, if the Linking command\_resp and the Linking command\_conf have been exchanged between the linking participating SwMI MM and the linking controlling SwMI MM the group linking shall be considered as completed, and the group linking shall exist. However, if the operation fails before the exchange of the Linking command\_resp and Linking command\_conf the group linking act shall be considered as failed, and the group linking shall not exist. In addition, the following shall take place:

- the rejection shall be indicated across the ISI in either of the following ways:
  - upon receipt of the Linking\_ind (but before sending the Linking\_resp), by the linking participating SwMI MM: The linking participating SwMI MM it shall send the Linking reject\_req to the ANF-ISIMM which shall deliver the corresponding Linking reject\_ind to the linking controlling SwMI MM, if possible; or
  - upon receipt of the Linking\_conf (but before sending the Linking command\_req), by the linking controlling SwMI MM: if the rejection is detected by the linking controlling SwMI MM it shall send the Linking reject\_req to the ANF-ISIMM which shall deliver the corresponding Linking reject\_ind to the linking participating SwMI MM, if possible;
- the database updates as defined under normal operation shall be cancelled in the P-LDB in the C-LDB.

The Linking reject\_req (and the corresponding Linking reject\_ind) shall contain the following information:

- a) ANF-ISIMM invoke id: the value shall be the same as in the sent or received Linking\_ind;
- b) GSSI (linked group): the GSSI of the group of which the linking has been rejected. The value shall be the same as in the sent or received Linking\_ind;
- c) MNI (linked group): the GSSI of the group of which the linking has been rejected. The MNI shall also be the MNI of the linking participating SwMI MM. The value shall be the same as in the sent or received Linking\_ind;
- d) GSSI (linking controlling group): the GSSI of the requested group linking. The value shall be the same as in the sent or received Linking\_ind;
- e) MNI (linking controlling group): the MNI of the requested group linking. The value shall be the same as in the sent or received Linking\_ind;
- f) linking rejection cause, which shall be one of the following as applicable:
  - unknown error, a generic error cause, which shall be used when the other error causes are not applicable;
  - unknown group, if the group that was requested to be linked does not exist;
  - unknown linking controlling group, if the participating SwMI MM does not recognize the linking controlling group;
  - not authorized, if the group linking is not allowed for the group;
  - unknown SwMI;
  - temporary error, the group linking service is not temporarily available; or
  - service not supported, e.g. service not supported for the group; and
- g) optionally: proprietary information. The contents of the proprietary information is outside the scope of this ETS.

In the case of the rejection the linking controlling SwMI may re-invoke the service up to two times, e.g. if the rejection cause is unknown group the linking controlling SwMI MM may detect that the GTSI of the group to be linked was not correct.

**18.5.2 Case 2) - group unlinking service**

Generally, if the Unlinking\_resp and the Unlinking\_conf have been exchanged between the linking participating SwMI MM and the linking controlling SwMI MM the group linking shall be considered as completed, and the group linking shall not exist. If the operation fails before the exchange of the Unlinking\_resp and Unlinking\_conf the group unlinking shall still be considered as not existing and the linking shall be removed from the P-LDB and the C-LDB. However, the linking controlling SwMI MM shall try to send up to two times the Unlinking\_req to ANF-ISIMM in order to obtain the successful outcome with the particular linking participating SwMI MM.

In general, in the case of rejection of group unlinking act, the rejection is detected by the linking participating SwMI MM upon receipt of the Unlinking\_ind (but before sending the Unlinking\_resp). furthermore, in this case, The linking participating SwMI MM it shall send the Unlinking reject\_req to the ANF-ISIMM which shall deliver the corresponding Unlinking reject\_ind to the linking controlling SwMI MM, if possible.

The Unlinking reject\_req (and the corresponding Unlinking reject\_ind) shall contain the following information:

- a) ANF-ISIMM invoke id: the value shall be the same as in the received Unlinking\_ind;
- b) GSSI (linked group): the GSSI of the group of which the unlinking was rejected. The value shall be the same as in the received Unlinking\_ind;
- c) MNI (linked group): the MNI of the group of which the unlinking was rejected. The MNI shall also be the MNI of the linking participating SwMI MM. The value shall be the same as in the received Unlinking\_ind;
- d) GSSI (linking controlling group): the GSSI of the group linking. The value shall be the same as in the received Unlinking\_ind;
- e) MNI (linking controlling group): the MNI of the group linking. The value shall be the same as in the received Unlinking\_ind;
- f) unlinking rejection cause, which shall be one of the following as applicable:
  - unknown error, a generic error cause, which shall be used when the other error causes are not applicable;
  - unknown group, if the group that was requested to be unlinked does not exist;
  - unknown linking controlling group, if the linking participating SwMI MM does not recognize the linking controlling group;
  - not applicable, if the group to be unlinked is not linked;
  - unknown SwMI; or
  - temporary error, the group unlinking service is not temporarily available; and
- g) optionally: proprietary information. The contents of the proprietary information is outside the scope of this ETS.

**18.5.3 Case 3) - remote group unlinking service**

If the rejection is detected after the linking controlling SwMI MM has started the group unlinking, the exceptional procedures as defined in subclause 18.5.2 shall be applicable. Thus, this subclause shall only define the rejection of the remote group linking that is detected by the linking controlling SwMI MM upon receipt of the Remote unlinking\_req. In this case, the linking controlling SwMI MM shall send the Unlinking reject\_req to the ANF-ISIMM with the following information:

The Unlinking reject\_req (and the corresponding Unlinking reject\_ind) shall contain the following information:

- a) ANF-ISIMM invoke id: the value shall be the same as in the received Remote unlinking\_ind;
- b) GSSI (linked group): the GSSI of the group corresponding to the linking participating SwMI MM requesting the rejected remote group unlinking. The value shall be the same as in the received Remote unlinking\_ind;
- c) MNI (linked group): the MNI of the group corresponding to the linking participating SwMI MM that requesting the rejected remote group unlinking. The value shall be the same as in the received Remote unlinking\_ind;
- d) GSSI (linking controlling group): the GSSI of the group linking. The value shall be the same as in the received Remote unlinking\_ind;
- e) MNI (linking controlling group): the MNI of the group linking. The value shall be the same as in the received Remote unlinking\_ind;
- f) unlinking rejection cause, which shall be one of the following as applicable:
  - unknown error, a generic error cause, which shall be used when the other error causes are not applicable;
  - unknown linking controlling group, if the linking controlling SwMI MM does not recognize the linking controlling group;
  - not applicable, if the group to be unlinked is not linked;
  - unknown SwMI; or
  - temporary error, the group unlinking service is not temporarily available; and
- g) optionally: proprietary information. The contents of the proprietary information is outside the scope of this ETS;

The linking participating SwMI MM may re-invoke the remote group linking up to two times.

## 18.6 Interactions

The group linking or group unlinking services have no interactions with any other services. A group shall be defined (shall be created) before it can be linked.

## 18.7 Dynamic description

Figures 33, 34 and 35 contain the dynamic description of the group linking/unlinking service as provided by the ANF-ISIMM.

The dynamic description is given using the SDL conventions as defined in ITU-T Recommendation Z.100 [9]. In addition, the following conventions are used:

- the input signals from the left and output signals to the left represent primitives from and to the linking controlling SwMI MM; and
- the input signals from the right and output signals to the right represent primitives from and to the linking participating SwMI MMs.

The following service primitives shall be applicable for the group attachment service:

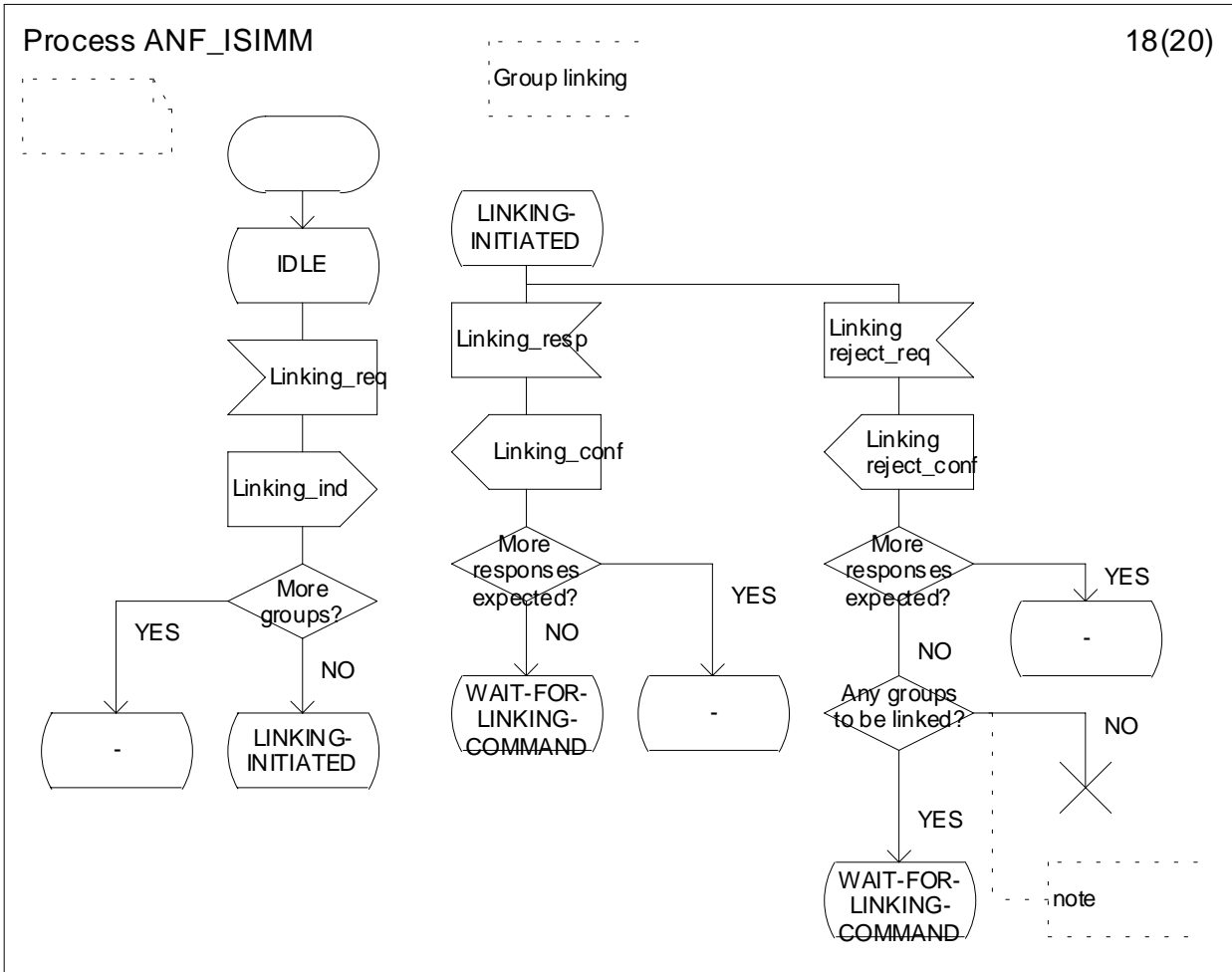
- Linking\_req and Linking\_ind: the primitives shall be used to request a group to be linked;
- Linking\_resp and Linking\_conf: the primitives shall be used to acknowledge the Linking\_req and Linking\_ind;



- linking command\_req and Linking command\_ind: the primitives shall be used to complete the group linking act;
- linking command\_resp and Linking command\_conf: the primitives shall be used to acknowledge the Linking command\_req and Linking command\_ind;
- linking reject\_req and Linking reject\_ind: the primitives shall be used to reject the request to link a group;
- remote unlinking\_req and Remote unlinking\_ind: the primitives shall be used to request remote group unlinking;
- Unlinking\_req and Unlinking\_ind: the primitives shall be used to request a group to be unlinked;
- Unlinking\_resp and Unlinking\_conf: the primitives shall be used to acknowledge the Unlinking\_req and Unlinking\_ind;
- unlinking reject\_req and Unlinking reject\_ind: the primitives shall be used to reject the request to unlink a group or to remove the group linking.

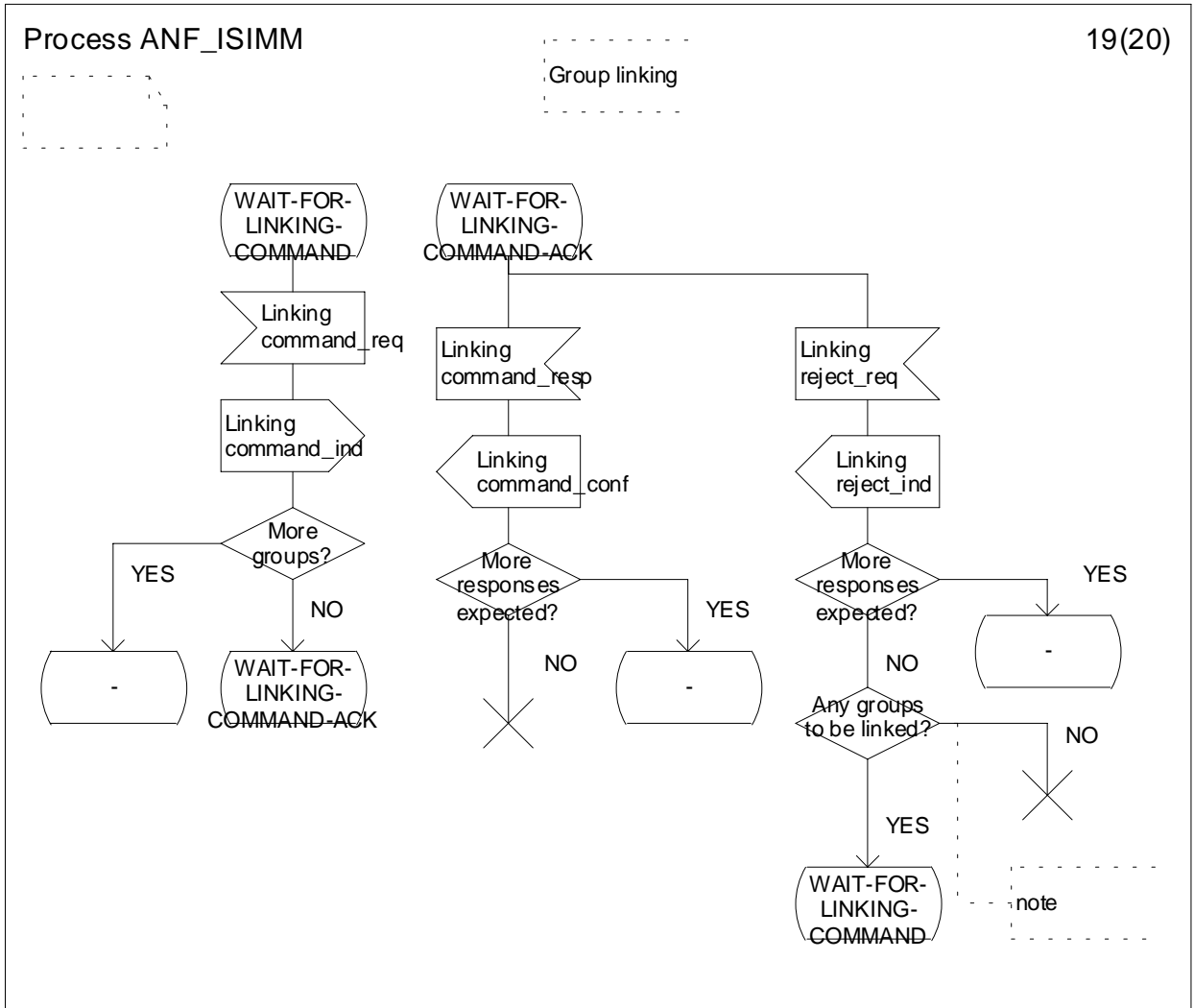
The following states shall be used for the group attachment service:

- IDLE: No group linking/unlinking in progress;
- LINKING-INITIATED: group linking requests have been sent to the linking participating SwMI MMs;
- WAIT-FOR-LINKING-COMMAND: the linking participating SwMI MMs are awaiting the confirmation for the group linking;
- WAIT-FOR-LINKING-COMMAND-ACK: the linking participating SwMI MMs are expected to confirm the group linking;
- REMOTE-UNLINKING: a linking participating SwMI MM has invoked group unlinking; and
- UNLINKING-INITIATED: the linking controlling SwMI MM is awaiting the confirmation for group unlinking.



NOTE: The choice "Any groups to be linked?" may have the value "NO" only if all the linking participating SwMI MMs have rejected the group linking.

Figure 33: Stage 1 SDL description of the group linking service



NOTE: The choice "Any groups to be linked?" may have the value "NO" only if the linking controlling SwMI MMs have rejected the group linking for all the groups.

**Figure 34: Stage 1 SDL description of the group linking service**

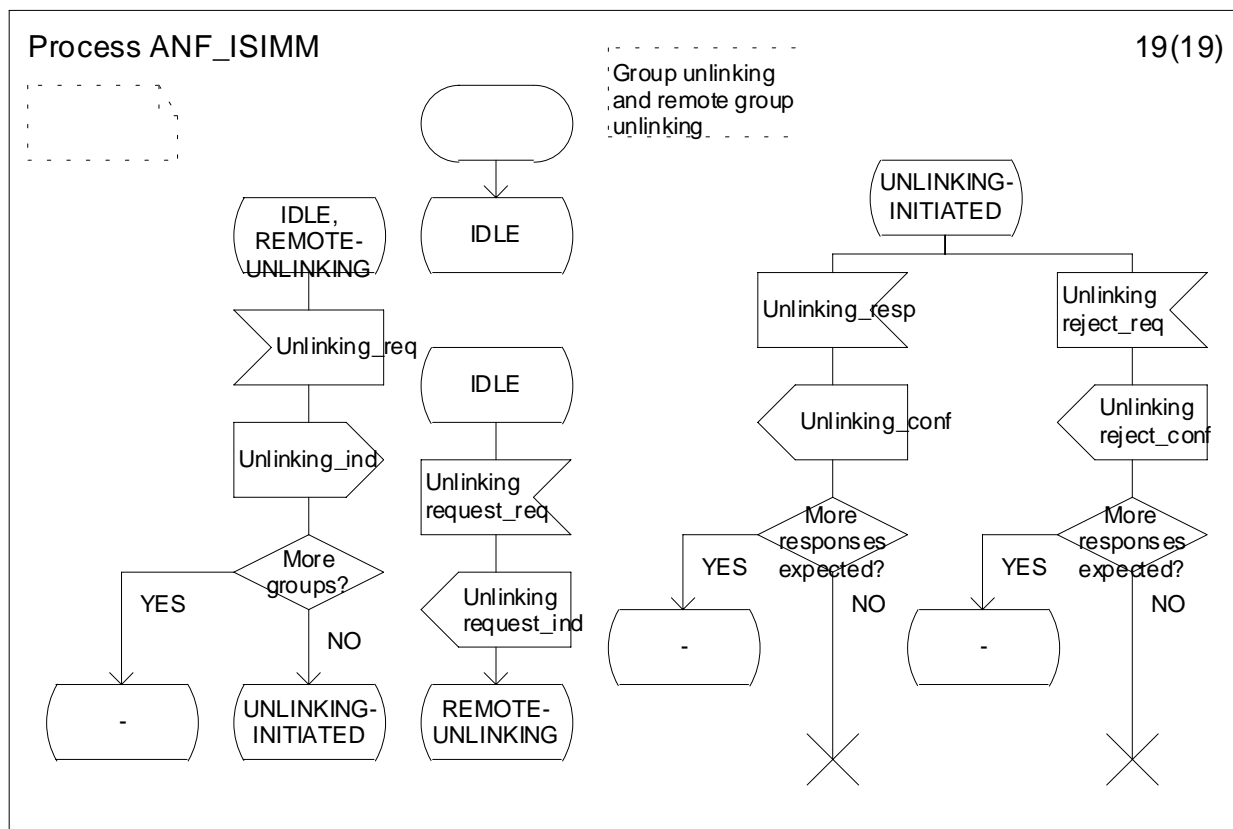


Figure 35: Stage 1 SDL description of the group unlinking service and the remote group unlinking services

## 19 ANF-ISIMM stage 2 specification

### 19.1 General

This clause describes the Functional Entity (FE) model used to specify ANF-ISIMM stage 2 behaviour. The service-specific stage 2 descriptions are given in the following clauses.

In stage 2, the internal behaviour of the ANF-ISIMM is specified by breaking it down into a number of Functional Entities (FEs). Thus, stage 2 includes the behaviour of these FEs and the information flows exchanged between them.

### 19.2 Functional model

The functional model shall comprise the following Functional Entities (FEs):

- FE1 individual subscriber MM control entity in home SwMI;
- FE2 group MM control entity in home SwMI;
- FE3 visiting individual subscriber and group MM control entity in visited SwMI;
- FE4 visiting individual subscriber and group MM control entity in previous location SwMI;

Figures 37 illustrates these FEs and the relationships.

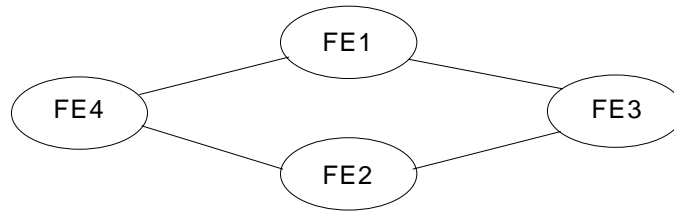


Figure 36: Functional model for ANF-ISIMM

Figure 37: Void

### 19.3 Information flow diagrams

This subclause specifies the information flow scenarios for the ANF-ISIMM basic operation services. The successful scenarios, i.e. the normal operation, of each service are given first, and they are followed by the exceptional operation scenarios. The exceptional operation scenarios are related to e.g. unsuccessful operation.

- NOTE 1: The exceptional operation scenarios in stage 2 do not cover all possible exceptional operation scenarios.
- NOTE 2: The information flow sequences are produced with a MSC editor; however, the scenarios are not MSCs but information flow sequences as defined in ITU-T Recommendation I.130 [8].
- NOTE 3: In accordance with the ITU-T Recommendation I.130 [8] the invoking side is placed as the leftmost entity in the information flow sequences.

The stage 3 for ANF-ISIMM shall provide signalling procedures in support of the information flow sequences specified below. In addition, signalling procedures should be provided to cover other sequences arising from error situations, interactions with basic call, interactions with other supplementary services, different topologies, etc.

In the information flow scenarios, ANF-ISIMM information flows are represented by arrows. Within a column representing an ANF-ISIMM functional entity, the numbers refer to functional entity actions listed in the preceding subclause.

ANF-ISIMM information flows shall be conveyed in any PSS1 information flow in which the FACILITY information element may be included, see ISO/IEC 11572 [6] and ISO/IEC 11582 [7].

All ANF-ISIMM information flows are unrelated to any TETRA or PSS1 basic call information flows.

## 20 Migration - stage 2 information flow sequences

This clause defines the information flow sequences for the migration service as defined in clause 6.

### 20.1 Normal operation

#### 20.1.1 Migration with pre-defined profile(s)

Figure 38 illustrates the information flow sequence for the migration service that takes place with the pre-defined migration profile(s) as defined in case 1) in subclause 6.5.

### MSC migration\_without\_basic\_migr\_prof

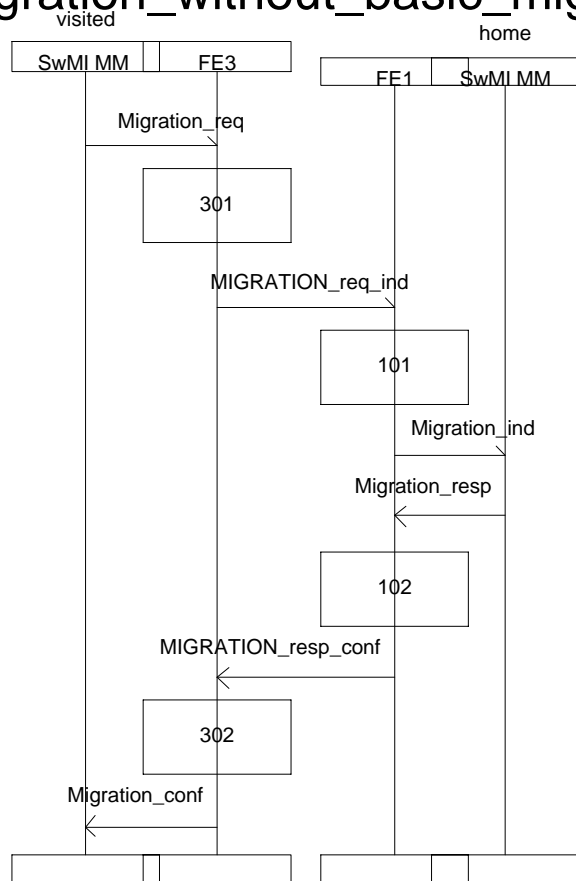


Figure 38: The migration service with the pre-defined profile(s)

20.1.2 Migration with basic migration profile exchange

Figure 39 illustrates the information flow sequence for the migration service that takes place with the basic migration profile exchange as defined in case 2) in subclause 6.5.

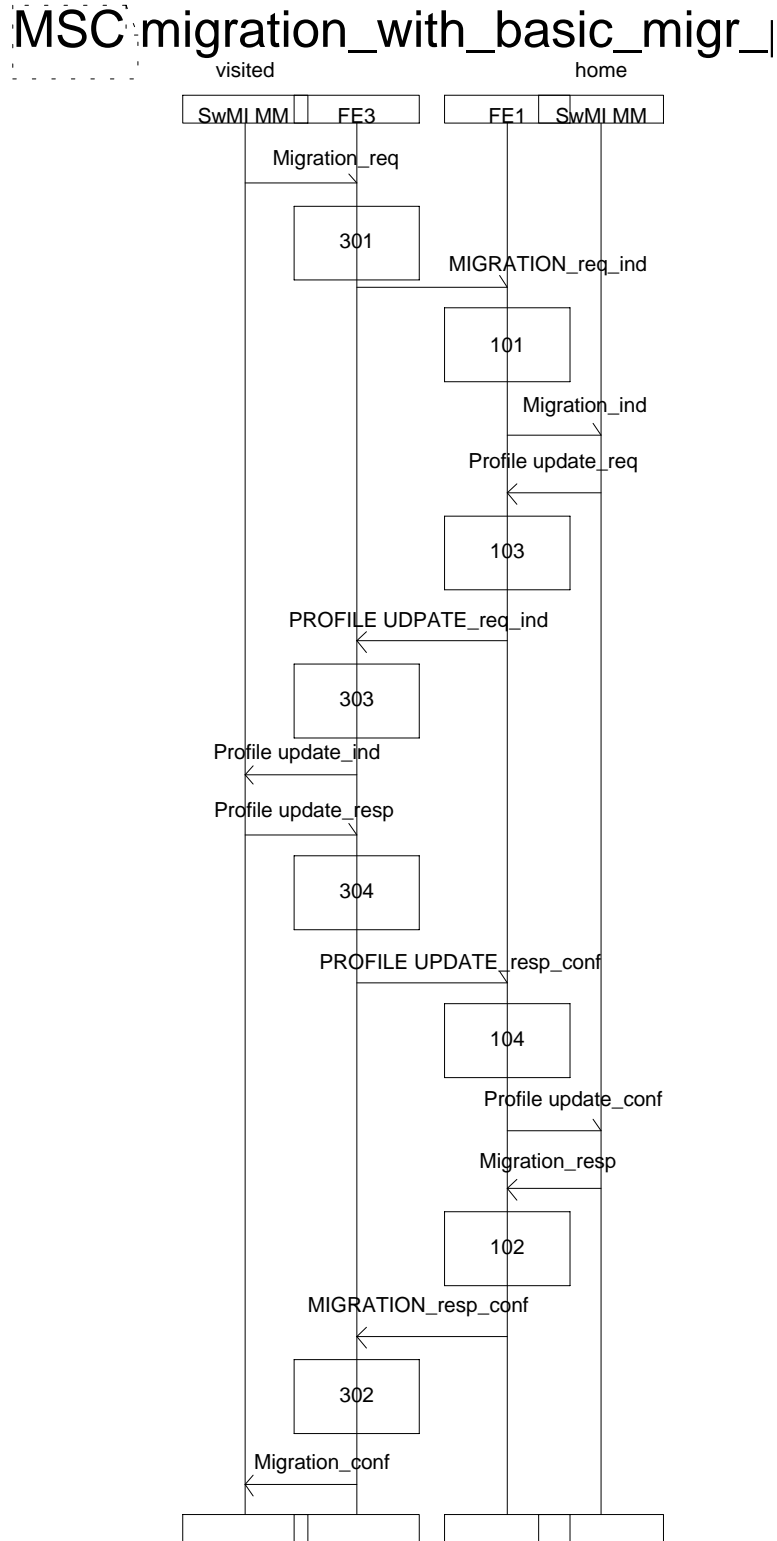


Figure 39: The migration service with the basic migration profile exchange

20.1.3 Migration with basic migration and SS-migration profiles exchange

20.1.3.1 SS-migration profiles exchanged before final migration approval

Figures 40 and 41 illustrate the information flow sequence for the migration service that takes place with the basic and SS-migration profiles exchange as defined in case 3a) in subclause 6.5.

NOTE: The case 3a) defines the migration service in which the SS-migration profiles exchange takes place before the final migration approval.

MSC migration\_case\_3a\_1\_2

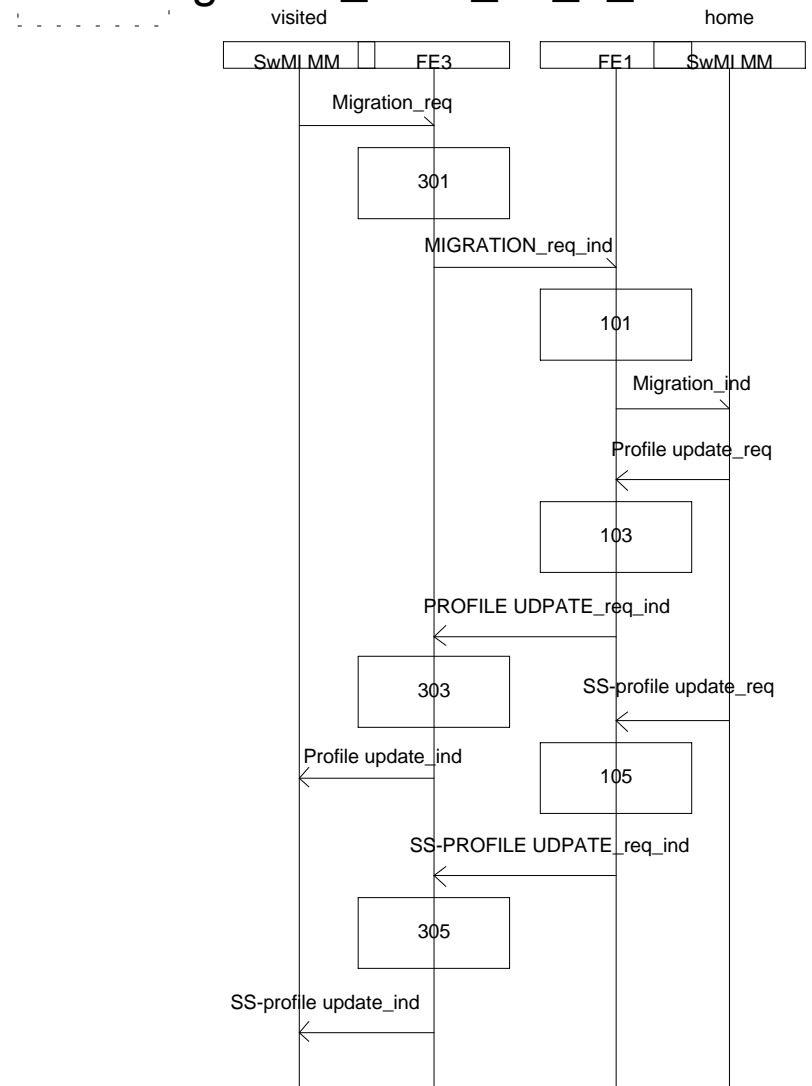


Figure 40: The SS-migration profiles exchanged before the final migration approval



# MSC migration\_case\_3a\_2\_2

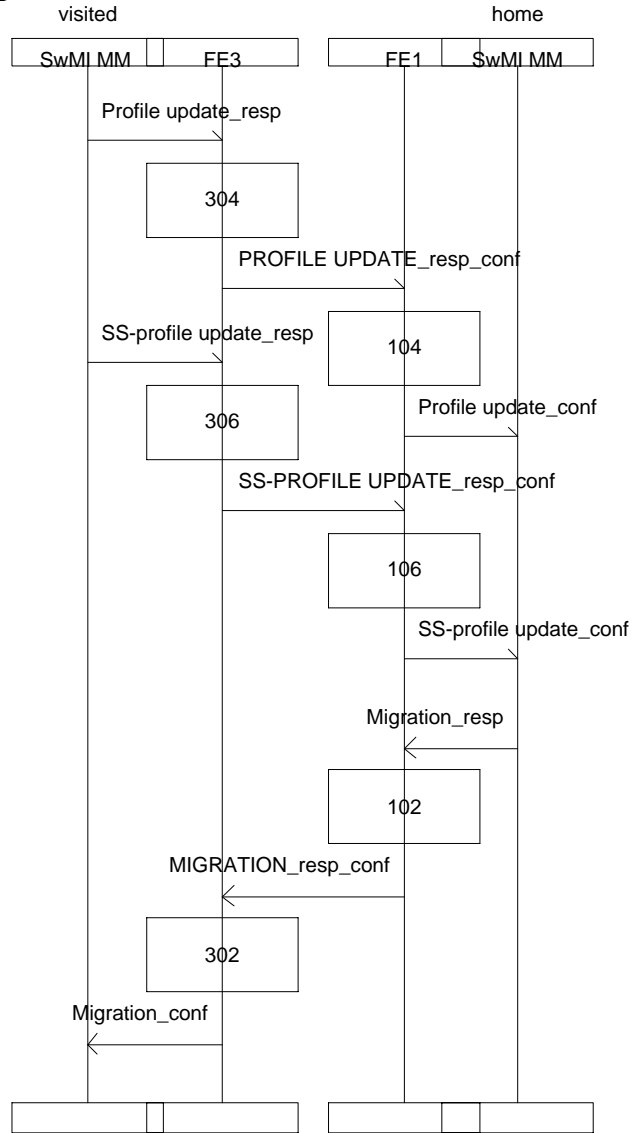


Figure 41: The SS-migration profiles exchanged before the final migration approval

20.1.3.2 SS-migration profiles exchanged after final migration approval

Figures 42 and 43 illustrate the information flow sequence for the migration service that takes place with the basic and SS-migration profiles exchange as defined in case 3b) in subclause 6.5.

NOTE: The case 3b) defines the migration service in which the SS-migration profiles exchange takes place after the final migration approval.

MSC migration\_case\_3b\_1\_2

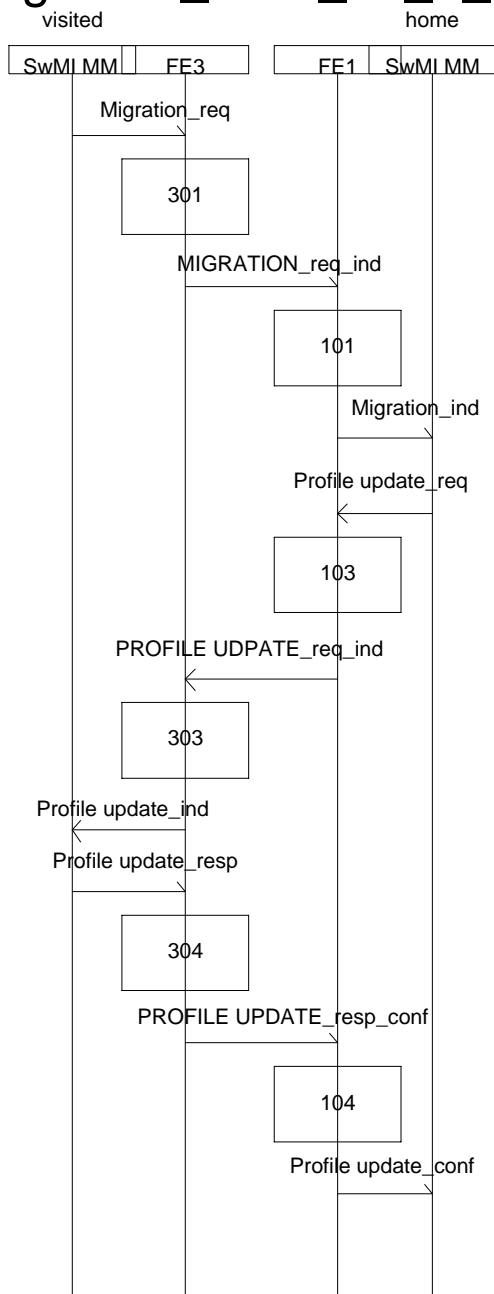


Figure 42: The SS-migration profiles exchanged after the final migration approval

# MSC migration\_case\_3b\_2\_2

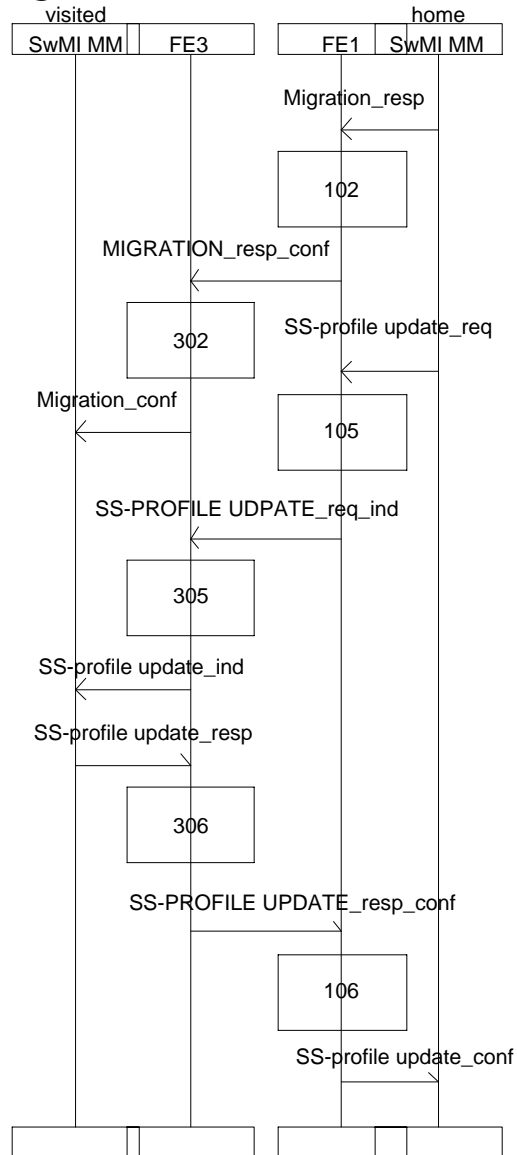


Figure 43: The SS-migration profiles exchanged after the final migration approval

20.2 Exceptional operation

20.2.1 Migration rejection request upon receipt of the Migration\_ind

Figure 44 illustrates the information flow sequence for the rejected migration service when the home SwMI MM rejects the service upon receipt of the Migration\_ind.

NOTE: The exceptional operation can take place if the migration service has been invoked according to any of the cases 1), 2), 3a) and 3b) as defined in subclause 6.5.

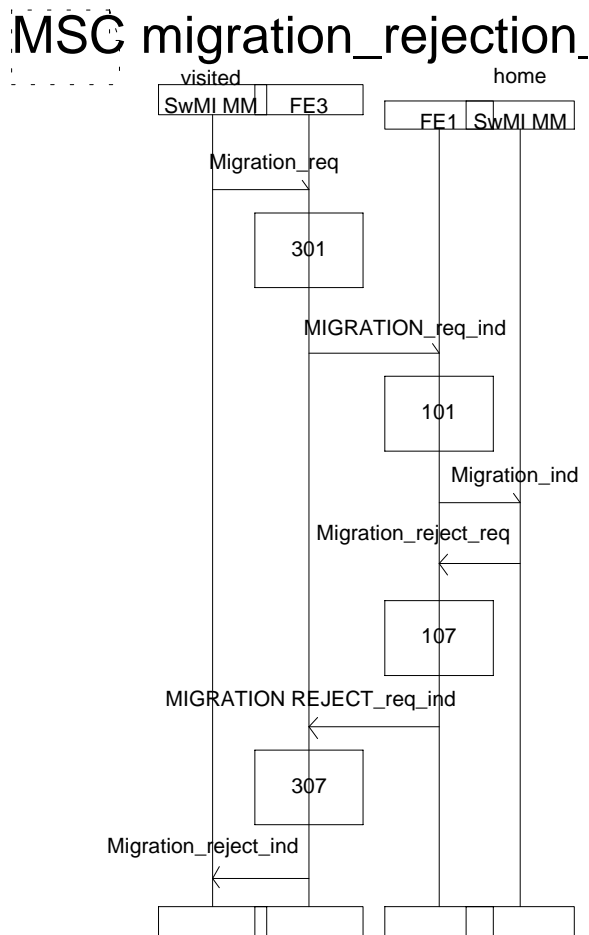


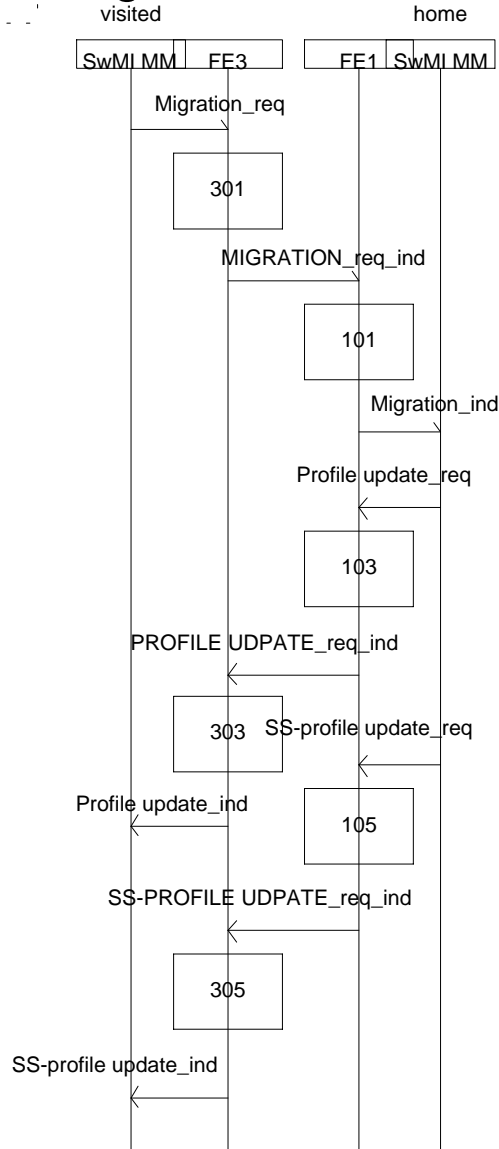
Figure 44: Migration rejection request upon receipt of the Migration\_ind

**20.2.2 Migration rejection request upon receipt of Profile update\_conf and SS-profile update\_conf**

Figures 45 and 46 illustrate the information flow sequence for the rejected migration service when the home SwMI MM rejects the service upon receipt of the Profile update\_conf and the SS-profile update\_conf.

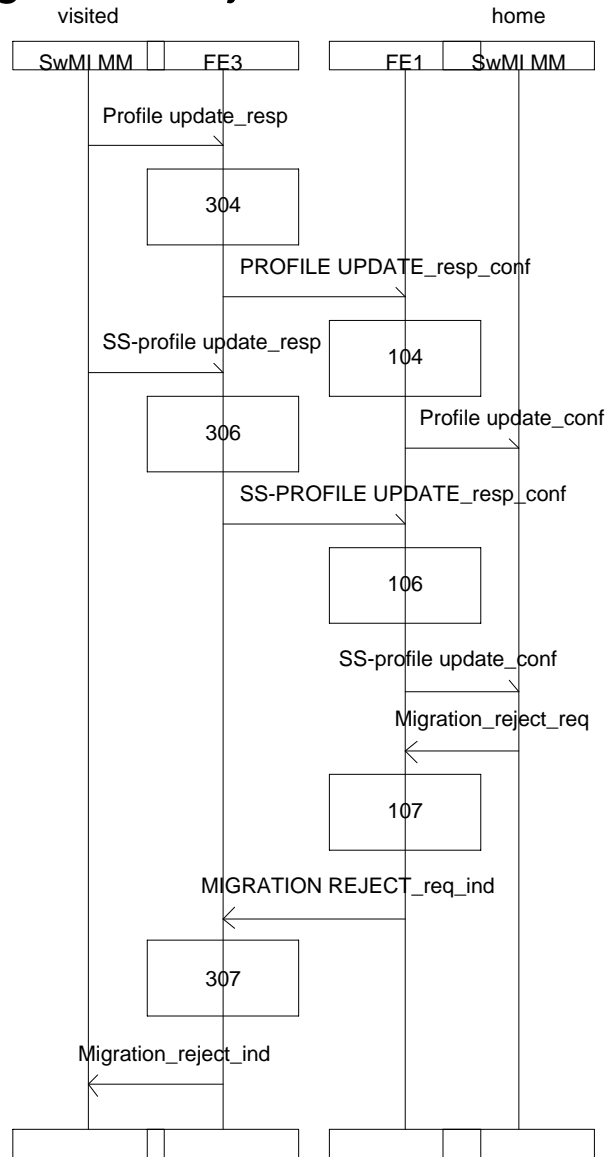
NOTE: The exceptional operation can take place if the migration service has been invoked according to the case 3a) as defined in subclause 6.5.

**MSC migration\_case\_3a\_**



**Figure 45: Migration rejection request upon receipt of the Profile update\_conf and the SS-profile update\_conf**

# MSC migration\_rejection\_II



**Figure 46: Migration rejection request upon receipt of the Profile update\_conf and the SS-profile update\_conf**

## 20.3 FE actions for subscriber migration

### 20.3.1 FE actions of FE1

- 101 Upon receipt of the MIGRATION\_ind requesting the migration, FE1 shall send home SwMI MM the corresponding Migration\_ind.
- 102 Upon receipt of the Migration\_resp indicating that the migration is allowed, FE1 shall send FE3 the corresponding MIGRATION\_resp.
- 103 Upon receipt of the Profile update\_req containing the individual subscriber's basic migration profile, FE1 shall send FE3 the corresponding PROFILE UPDATE\_req.
- 104 Upon receipt of the PROFILE UPDATE\_conf containing the acknowledgement for the basic migration profile and possibly the temporary basic migration profile, FE1 shall send the visited SwMI MM the corresponding Profile update\_conf.

- 105 Upon receipt of the SS-profile update\_req containing the individual subscriber's SS-migration profiles, FE1 shall send FE3 the corresponding SS-PROFILE UPDATE\_req.
- 106 Upon receipt of the SS-PROFILE UPDATE\_conf containing the acknowledgement for the SS-migration profiles and possibly the temporary SS-migration profiles, FE1 shall send the visited SwMI MM the corresponding SS-profile update\_conf.
- 107 Upon receipt of the Migration reject\_req containing the migration rejection cause, FE1 shall send FE3 the corresponding MIGRATION REJECT\_req\_ind.

The following actions are applicable in the case of migration rejection due to failed authentication:

- 108 Upon receipt of the MIGRATION REJECT\_ind containing the migration rejection cause, FE1 shall send home SwMI MM the corresponding Migration reject\_ind.
- 109 Upon receipt of the Migration reject\_resp containing the acknowledgement for the migration rejection, FE1 shall send FE3 the corresponding MIGRATION REJECT\_resp.

### **20.3.2 FE actions of FE3**

- 301 Upon receipt of the Migration\_req requesting the migration, FE3 shall send FE1 the corresponding MIGRATION\_req.
- 302 Upon receipt of the MIGRATION\_conf indicating that the migration is allowed, FE3 shall send visited SwMI MM the corresponding Migration\_conf primitive.
- 303 Upon receipt of the PROFILE UPDATE\_ind containing the individual subscriber's basic migration profile, FE3 shall send the visited SwMI MM the corresponding Profile update\_ind.
- 304 Upon receipt of the Profile update\_resp containing the acknowledgement for the basic migration profile and possibly the temporary basic migration profile, FE3 shall send FE1 the corresponding PROFILE UPDATE\_resp.
- 305 Upon receipt of the SS-PROFILE UPDATE\_ind containing the individual subscriber's SS-migration profiles, FE3 shall send the visited SwMI MM the corresponding SS-profile update\_ind.
- 306 Upon receipt of the SS-profile update\_resp containing the acknowledgement for the SS-migration profiles and possibly the temporary SS-migration profiles, FE3 shall send FE1 the corresponding SS-PROFILE UPDATE\_resp.
- 307 Upon receipt of the FE1 the MIGRATION REJECT\_ind containing the migration rejection cause, FE3 shall send visited SwMI MM the corresponding Migration reject\_ind.

The following actions are applicable in the case of migration rejection due to failed authentication:

- 308 Upon receipt of the Migration reject\_req containing the migration rejection cause, FE3 shall send FE1 the corresponding MIGRATION REJECT\_req.
- 309 Upon receipt of the MIGRATION REJECT\_conf containing the acknowledgement for the migration rejection, FE3 shall send the visited SwMI MM the corresponding Migration reject\_conf.

## 21 Restricted migration - stage 2 information flow sequences

This clause defines the information flow sequences for the restricted migration service as in clause 7.

### 21.1 Normal operation

#### 21.1.1 Restricted migration requested by visited SwMI MM

The information flow sequence for the restricted migration service as specified in case 1) in subclause 7.5 (i.e. the restricted migration that is requested by the visited SwMI MM upon receipt of migration request from the migrating subscriber) is as the information flow sequence defined in subclause 20.1.1, except that: the FE actions 101, 102, 301 and 302 are replaced by the FE actions 101, 102, 301 and 302 as defined in subclause 21.3, respectively.

#### 21.1.2 Restricted migration requested by home SwMI upon receipt of MIGRATION\_ind from the visited SwMI MM

The information flow sequence for the restricted migration service as specified in case 2) in subclause 7.5 (i.e. the restricted migration that is invoked by the home SwMI MM upon receipt of the MIGRATION\_ind from the visited SwMI MM) is as the information flow sequence defined in subclause 20.1.1, the FE actions 102 and 302 are replaced by the FE actions 102 and 302 as defined in subclause 21.3, respectively.

#### 21.1.3 Restricted migration requested by home SwMI MM upon receipt of PROFILE\_UPDATE\_ind (and possibly SS-PROFILE\_UPDATE\_ind) from the visited SwMI MM

The restricted migration service as defined in case 3) in subclause 7.5 (i.e. the restricted migration service that is invoked by the home SwMI MM upon receipt of the PROFILE\_UPDATE\_ind and possibly of the SS-PROFILE\_UPDATE\_ind from the visited SwMI MM) has three different sub-cases.

The information flow sequences for the sub-cases are as follows:

- 1) the SS-migration profiles are not exchanged as part of the migration service, i.e. the migration as defined in case 2) in clause 6 is changed to the restricted migration service as defined in case 3) in subclause 7.5;
 

the information flow sequence is as the information flow sequence as defined in subclause 20.1.2 except that the FE actions 106 and 306 are replaced by the FE actions 102 and 302 as defined in subclause 21.3, respectively;
- 2) the SS-migration profiles are exchanged before the final migration approval, i.e. the migration as defined in case 3a) in clause 6 is changed to the restricted migration service as defined in case 3) in subclause 7.5;
 

the information flow sequence is as the information flow sequence as defined in subclause 20.1.2.1 except that: the FE actions 106 and 306 are replaced by the FE actions 102 and 302 as defined in subclause 21.3, respectively;
- 3) the SS-migration profile exchange is cancelled due to the restricted migration, i.e. if the home SwMI MM selected to carry out the migration as defined in case 3b) in clause 6, but the SS-migration profile exchange is cancelled as the restricted migration shall be granted for the individual subscriber. The information flow sequence is as the information flow sequence as defined in subclause 20.1.2.2 except that:
  - the FE actions 105, 106, 305 and 306 are omitted; and
  - the FE actions 102 and 302 are replaced by the FE actions 102 and 302 as defined in subclause 21.3, respectively.



## 21.2 Exceptional operation

As defined in subclause 20.2.1 except that:

- the FE actions 101 and 301 correspond to those as defined in this clause; and
- the exceptional operation can take place if the restricted migration has been invoked as defined in case 1) in subclause 7.5;

NOTE: The exceptional operation that is applicable for the cases 2) and 3) as defined in subclause 7.5 is as defined for the migration service as the cases are originally invoked as the migration service.

## 21.3 FE actions for restricted migration

### 21.3.1 FE actions of FE1

- 101 Upon receipt of the MIGRATION\_req requesting the restricted migration for the subscriber, FE1 shall send the home SwMI MM the corresponding Migration\_ind.
- 102 Upon receipt of the Migration\_resp indicating that the restricted migration is allowed, FE1 shall send FE3 the corresponding MIGRATION\_resp.

### 21.3.2 FE actions of FE3

- 301 Upon receipt of the Migration\_req requesting the restricted migration for the subscriber, FE3 shall send FE1 the corresponding MIGRATION\_req.
- 302 Upon receipt of the MIGRATION\_conf indicating that the restricted migration is allowed, FE3 shall send the visited SwMI MM the corresponding Migration\_conf.

## 22 Removal of Subscriber Information - stage 2 information flow sequences

This clause defines the information flow sequences for the restricted migration service as defined in clause 8.

### 22.1 Normal operation

Figure 47 illustrates the information flow sequence for the RSI service as defined in subclause 8.4.

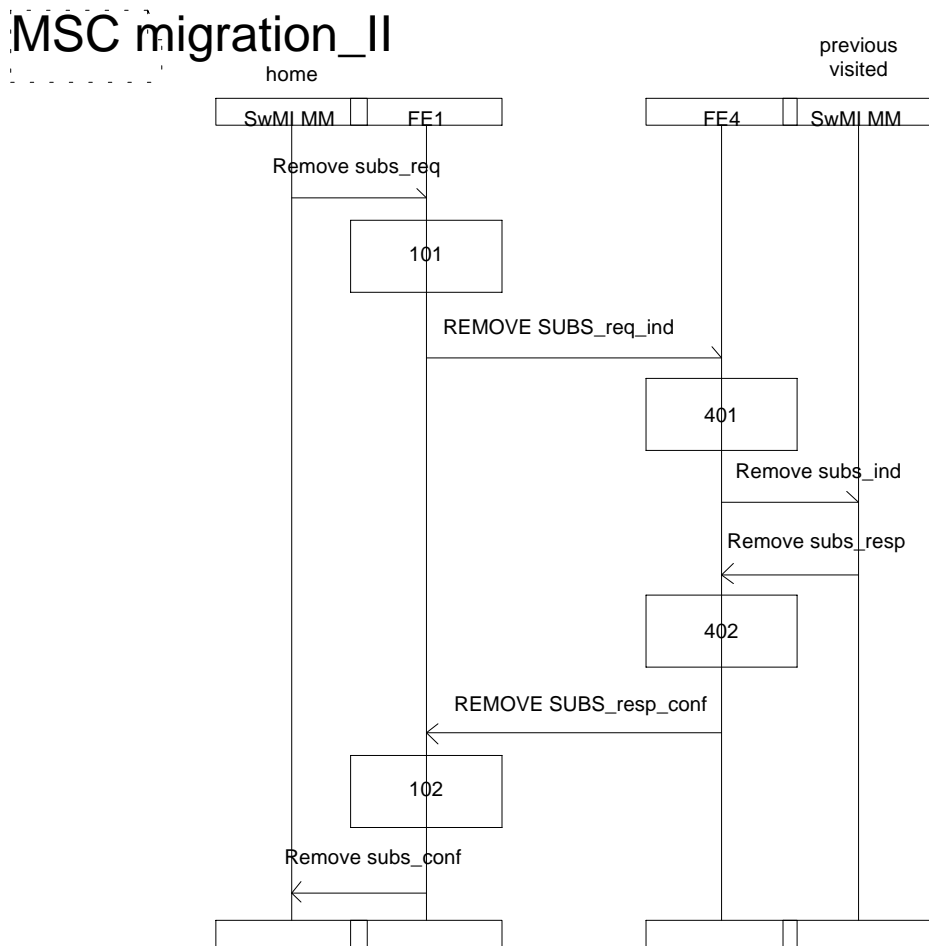
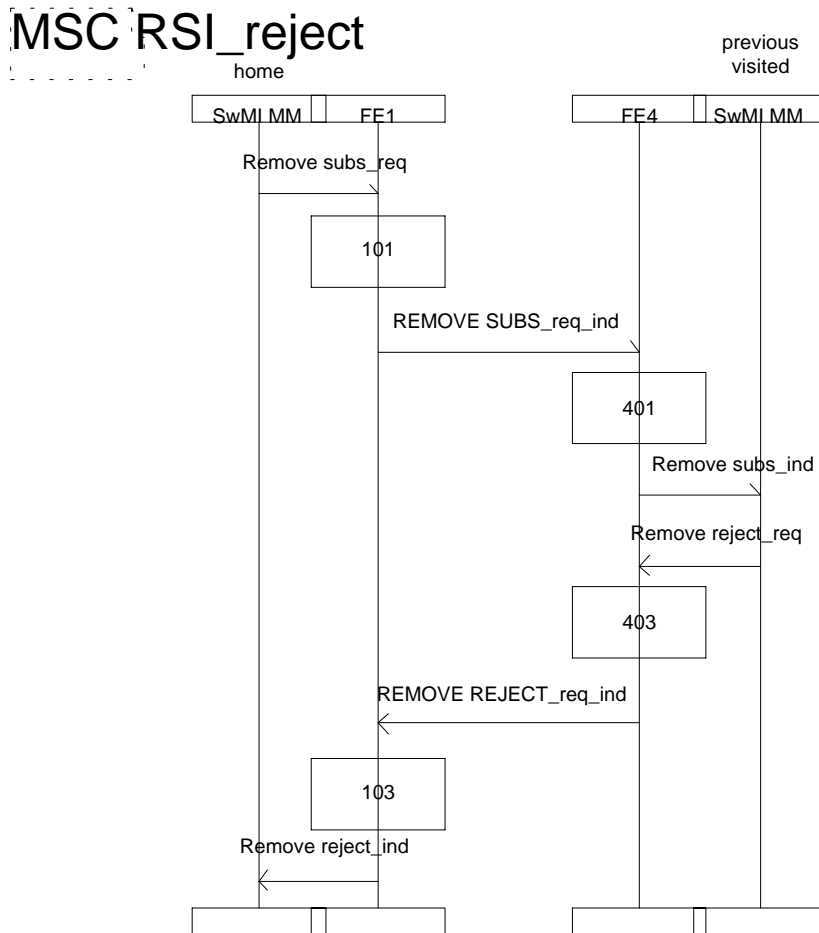


Figure 47: The RSI

## 22.2 Exceptional operation

Figure 48 illustrates the information flow sequence for the RSI service when the previous visited SwMI MM rejects the service upon receipt of the Remove subs\_ind.



**Figure 48: The RSI rejection**

## 22.3 FE actions for subscriber migration

### 22.3.1 FE actions of FE1

- 101 Upon receipt of the Remove subs\_req requesting the previous visited SwMI MM to remove the subscriber information from the previous visited SwMI, FE1 shall send FE4 the corresponding REMOVE SUBS\_req. The home SwMI MM shall re-invoke the service until successfully completed.
- 102 Upon receipt of the REMOVE SUBS\_resp indicating that the previous visited SwMI MM has removed the subscriber information, FE1 shall send the home SwMI MM the corresponding Remove subs\_conf.
- 103 Upon receipt of the REMOVE REJECT\_ind indicating that the age stamp of the subscriber's migration in the I-VDB is newer than the age indicated in the REMOVE SUBS\_req, FE1 shall send the home SwMI MM the corresponding Remove reject\_ind.

### 22.3.2 FE actions of FE4

- 401 Upon receipt of the REMOVE SUBS\_ind indicating that the previous visited SwMI MM shall remove the subscriber information, FE4 shall send the previous visited SwMI MM the corresponding Remove subs\_ind.

- 402 Upon receipt of Remove subs\_resp indicating that the previous visited SwMI MM has removed the subscriber information, FE4 shall send the home SwMI MM the corresponding REMOVE SUBS\_resp.
- 403 Upon receipt of the Remove reject\_req indicating that the age stamp of the subscriber's migration in the I-VDB is newer than the age indicated in the REMOVE SUBS\_ind, FE4 shall send FE1 the corresponding REMOVE REJECT\_req.

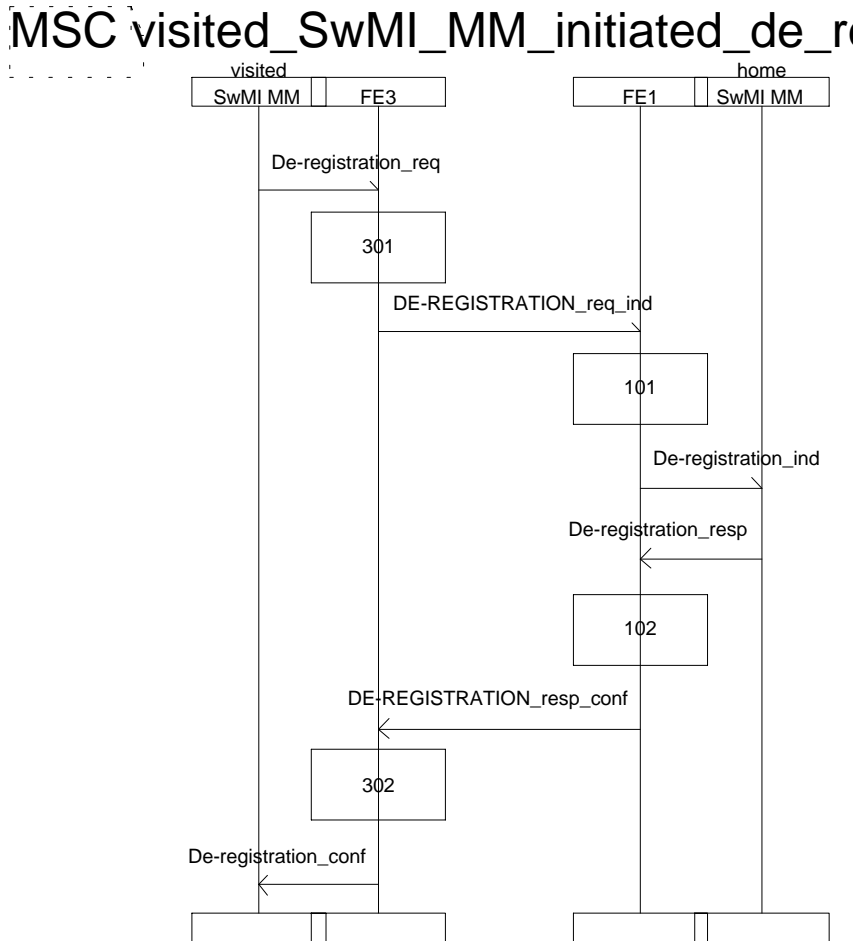
**23 De-registration - stage 2 information flow sequences**

This clause defines the information flow sequences for the de-registration service as defined in clause 9.

**23.1 Normal operation**

**23.1.1 Visited SwMI MM initiated de-registration**

Figure 49 illustrates the information flow sequence for the de-registration service as defined in cases 1) and 2) in subclause 9.4.



**Figure 49: Visited SwMI MM initiated de-registration**

23.1.2 Home SwMI MM initiated de-registration

Figure 50 illustrates the information flow sequence for the de-registration service as defined in case 3) in subclause 9.4.

### MSC home\_MM\_initiated\_de\_registration

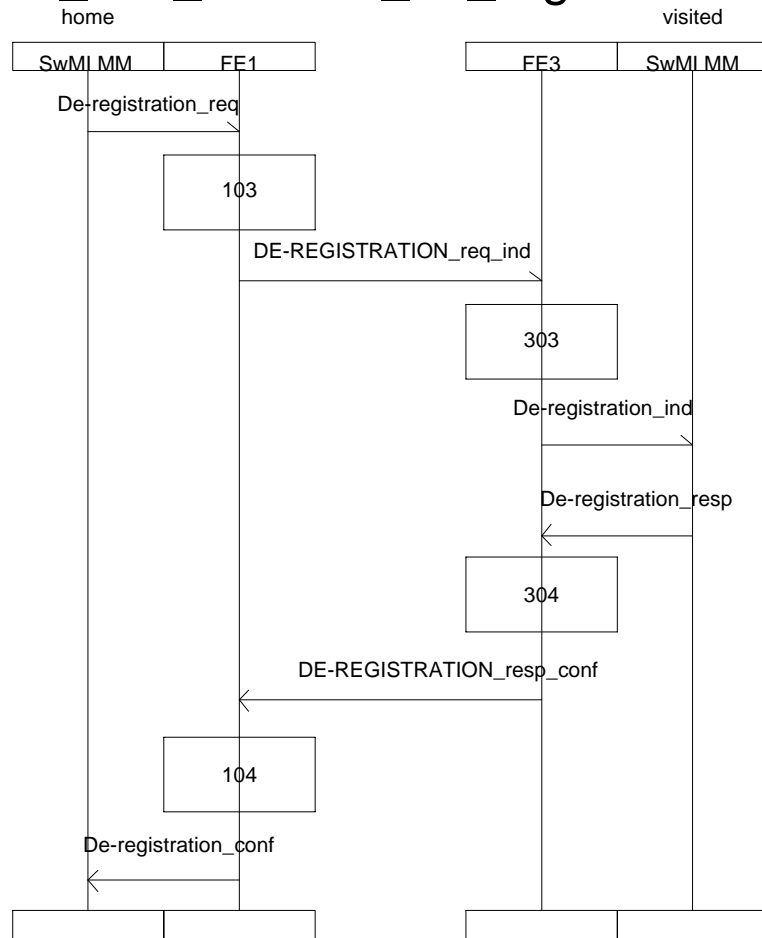


Figure 50: Home SwMI MM initiated de-registration

23.2 Exceptional operation

23.2.1 Visited SwMI MM initiated de-registration rejected

Figure 51 illustrates the information flow sequence for the de-registration service when the home SwMI MM rejects the service upon receipt of the De-registration\_ind.

NOTE: The exceptional operation can take place if the de-registration service has been invoked according to the cases 1) and 2) as defined in subclause 8.5.

MSC visited\_SwMI\_MM\_initiated\_de\_reg

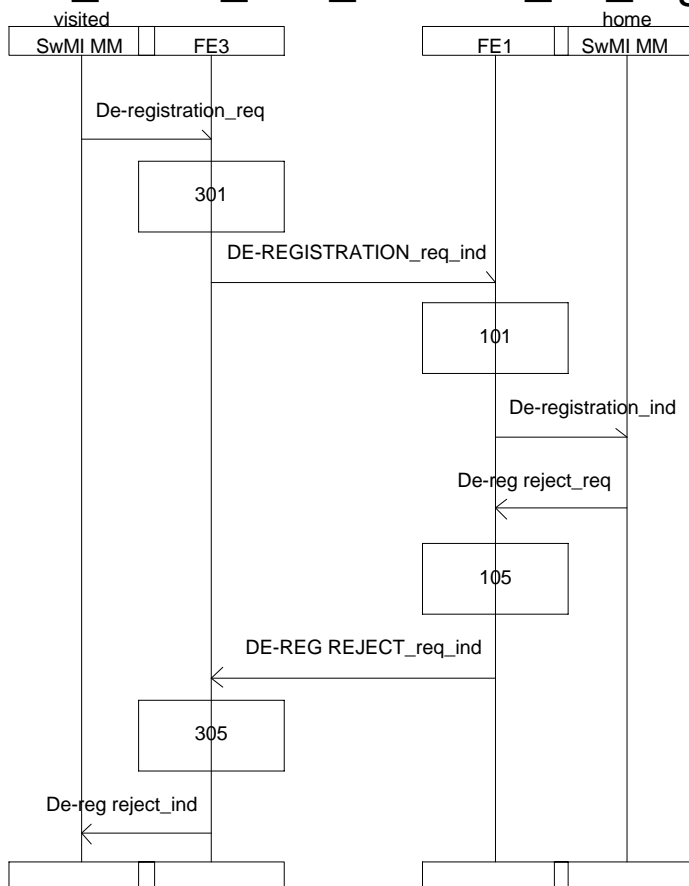


Figure 51: Visited SwMI MM initiated de-registration rejected

### 23.2.2 Home SwMI MM initiated de-registration rejected

Figure 52 illustrates the information flow sequence for the de-registration service when the visited SwMI MM rejects the service upon receipt of the De-registration\_ind.

NOTE: The exceptional operation can take place if the de-registration service has been invoked according to the case 3) as defined in subclause 8.5.

## MSC home\_MM\_initiated\_de\_registration

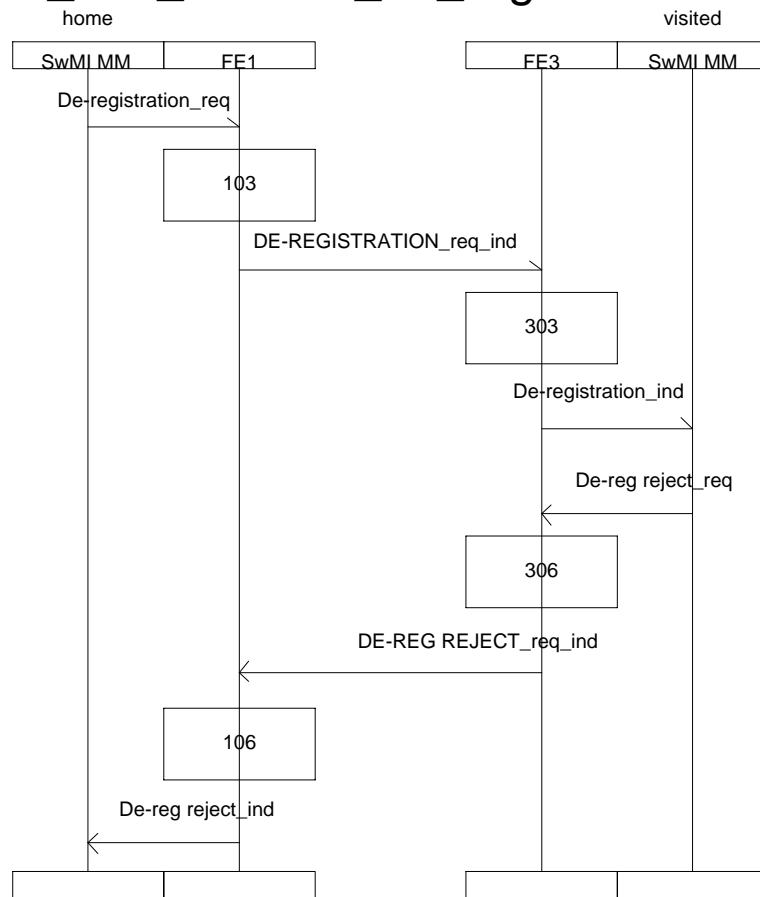


Figure 52: Home SwMI MM initiated de-registration rejected

### 23.3 FE actions

#### 23.3.1 FE actions of FE1

- 101 Upon receipt of the DE-REGISTRATION\_ind indicating the de-registered individual subscriber, FE1 shall send the home SwMI MM the corresponding De-registration\_ind.
- 102 Upon receipt of the De-registration\_resp indicating that the home SwMI MM has recorded the subscriber's de-registration, FE1 shall send FE3 the corresponding DE-REGISTRATION\_resp.
- 103 Upon receipt of the De-registration\_req indicating the subscriber to be de-registered, FE1 shall send FE3 the corresponding DE-REGISTRATION\_req.

- 104 Upon receipt of DE-REGISTRATION\_conf indicating that the visited SwMI MM has de-registered the subscriber, FE1 shall send home SwMI MM the corresponding De-registration\_conf.
- 105 Upon receipt of De-reg reject\_req indicating that the de-registration is rejected, FE1 shall send FE3 the corresponding DE-REG REJECT\_req.
- 106 Upon receipt of DE-REG REJECT\_ind indicating that the de-registration is rejected, FE1 shall send home SwMI MM the corresponding de-reg reject\_ind.

### 23.3.2 FE actions of FE3

- 301 Upon receipt of the De-registration\_req indicating the de-registered individual subscriber, FE3 shall send FE1 the corresponding DE-REGISTRATION\_req. The visited SwMI MM shall re-invoke the service until successfully completed.
- 302 Upon receipt of DE-REGISTRATION\_conf indicating that the home SwMI MM has recorded the subscriber's de-registration, FE3 shall send the visited SwMI MM the corresponding De-registration\_conf.
- 303 Upon receipt of DE-REGISTRATION\_ind indicating the subscriber to be de-registered, FE3 shall send the visited SwMI MM the corresponding De-registration\_ind.
- 304 Upon receipt of the De-registration\_resp indicating that the visited SwMI MM has de-registered the subscriber, FE3 send FE1 the corresponding DE-REGISTRATION\_resp.
- 305 Upon receipt of DE-REG REJECT\_ind indicating that the de-registration is rejected, FE3 shall send the visited SwMI MM the corresponding De-reg reject\_ind.
- 306 Upon receipt of De-reg reject\_req indicating that the de-registration is rejected, FE3 shall send FE1 the corresponding DE-REG REJECT\_req.



## 24 Profile update - stage 2 information flow sequences

This clause defines the information flow sequences for the profile update service as defined in clause 10. The information flow sequences and the FE actions are defined for the profile update service when the service is invoked against an individual subscriber. If the service is invoked against a group, the actions of FE2 shall be equivalent to those of FE1 in this clause.

### 24.1 Normal operation

Figure 53 illustrates the information flow sequence for the profile update service as defined in subclause 10.4.

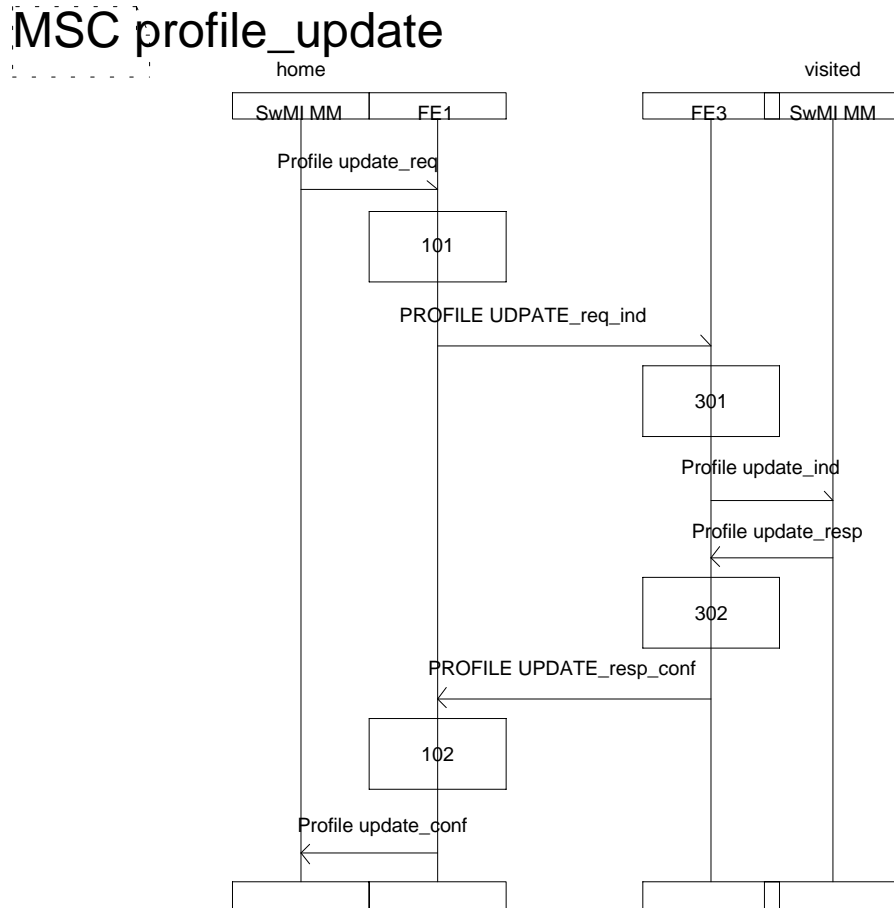


Figure 53: The profile update service

24.2 Profile update rejection

Figure 54 illustrates the information flow sequence for the profile update service when the visited SwMI MM rejects the service upon receipt of the Profile update\_ind.

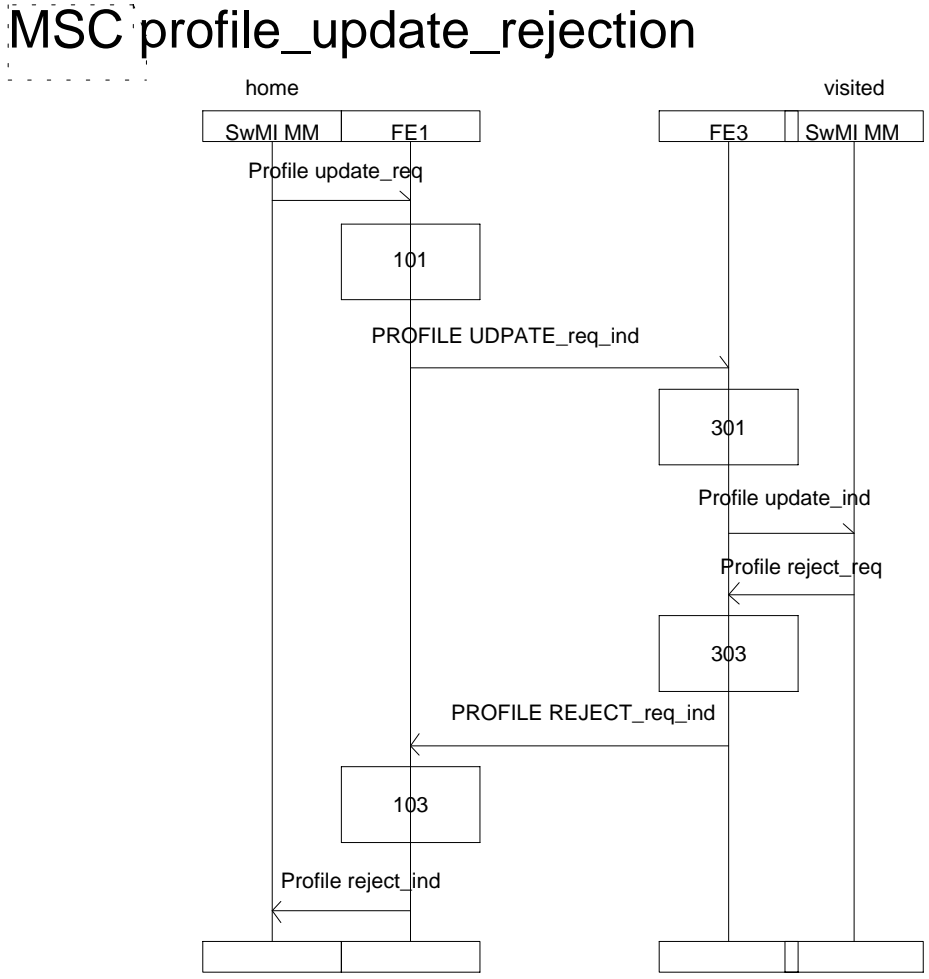


Figure 54: Profile update rejection

24.3 FE actions for Profile update

24.3.1 FE actions of FE1

- 101 As FE action 103 in subclause 20.3.1. The home SwMI MM shall re-invoke the service until successfully completed.
- 102 As FE action 104 in subclause 20.3.1.
- 103 Upon receipt of the PROFILE REJECT\_ind containing the profile update rejection cause, FE1 shall send the corresponding Profile reject\_ind to the home SwMI MM.

24.3.2 FE actions of FE3

- 301 As FE action 303 in subclause 20.3.2.
- 302 As FE action 304 in subclause 20.3.2.
- 303 Upon receipt of the Profile reject\_req containing the profile update rejection cause, FE3 shall send FE1 the corresponding PROFILE REJECT\_req.

## 25 SS-profile update - stage 2 information flow sequences

This clause defines the information flow sequences for the SS-profile update service as defined in clause 11. The information flow sequences and the FE actions are defined for the SS-profile update service when the service is invoked against an individual subscriber. If the service is invoked against a group, the actions of FE2 shall be equivalent to those of FE1 in this clause.

### 25.1 Normal operation

Figure 55 illustrates the information flow sequence for the SS-profile update service as defined in subclause 11.4.

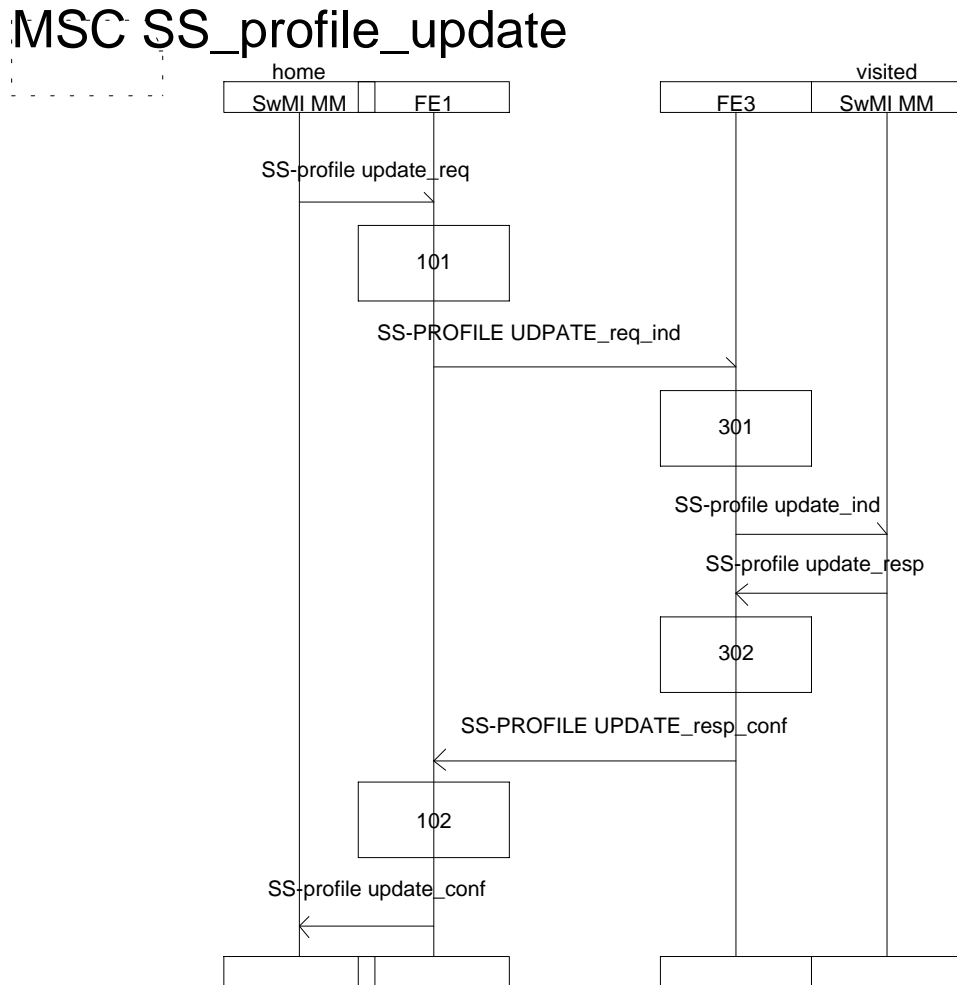


Figure 55: SS-profile update

25.2 SS-profile update rejection

Figure 56 illustrates the information flow sequence for the SS-profile update service when the visited SwMI MM rejects the service upon receipt of the Profile update\_ind.

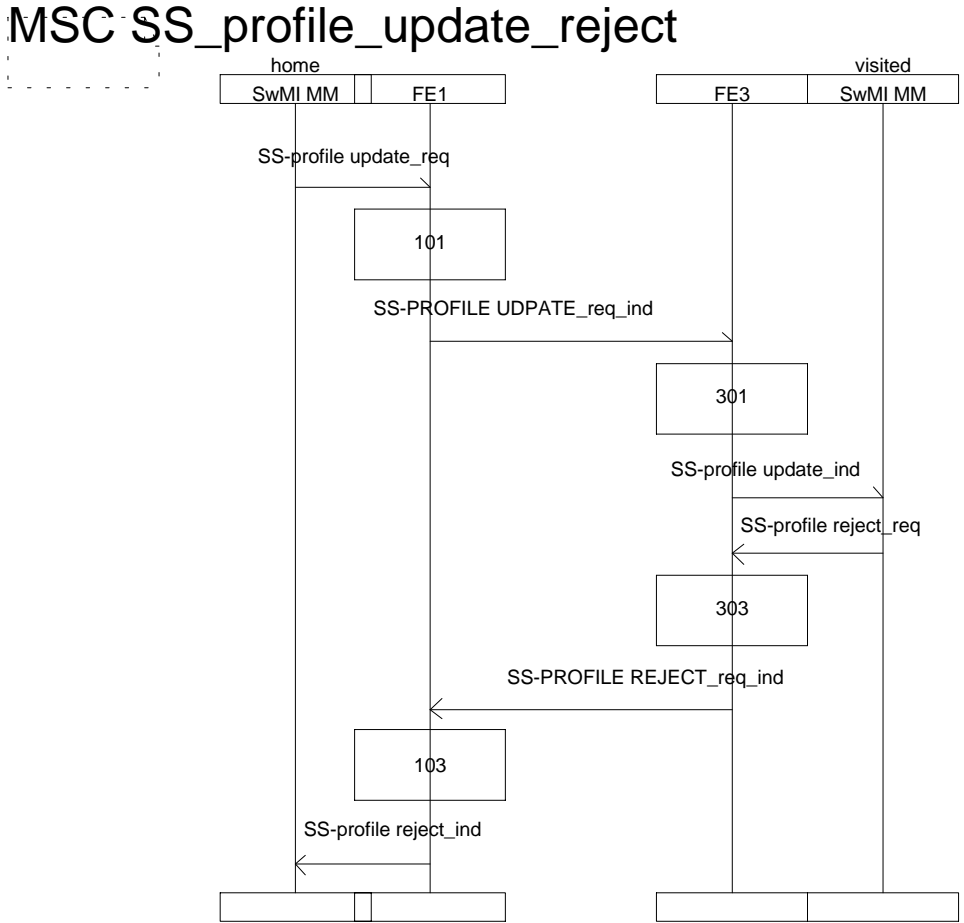


Figure 56: SS-profile update rejection

25.3 FE actions for SS-profile update

25.3.1 FE actions of FE1

- 101 As FE action 105 in subclause 20.3.1. The home SwMI MM shall re-invoke the service until successfully completed.
- 102 As FE action 106 in subclause 20.3.1.
- 103 Upon receipt of the SS-PROFILE REJECT\_ind containing the SS-profile update rejection cause, FE1 shall send the corresponding SS-profile reject\_ind to the home SwMI MM.

25.3.2 FE actions of FE3

- 301 As FE action 305 in subclause 20.3.2.
- 302 As FE action 306 in subclause 20.3.2.
- 303 Upon receipt of the SS-profile reject\_req containing the SS-profile update rejection cause, FE3 shall send FE1 the corresponding SS-PROFILE REJECT\_req.

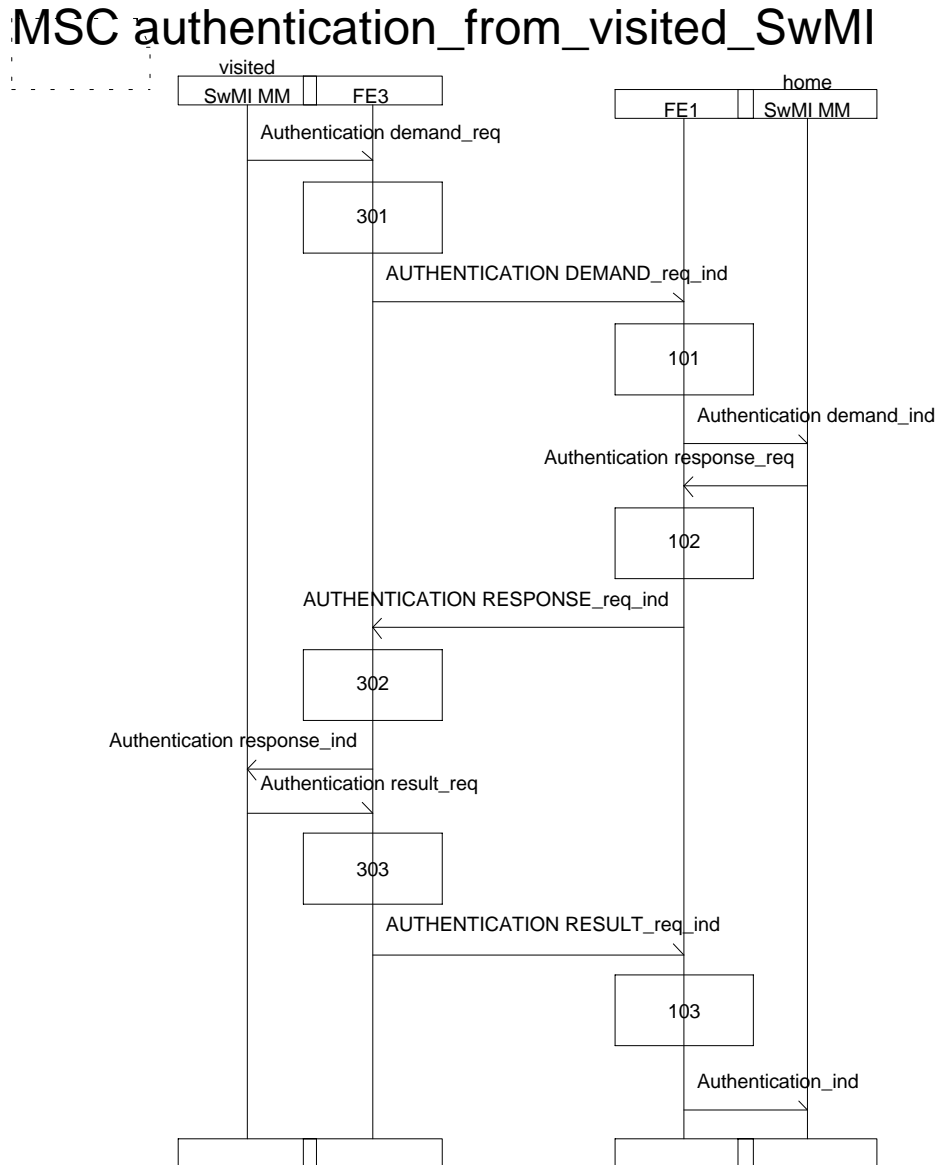
## 26 Authentication - stage 2 information flow sequences

This clause defines the information flow sequences for the authentication service as defined in clause 12.

### 26.1 Normal operation

#### 26.1.1 Authentication

Figure 57 illustrates the information flow sequence for the authentication service as defined in case 1) in subclause 12.5.



**Figure 57: The authentication service**

26.1.2 Successful subsequent authentication

Figure 58 illustrates the information flow sequence for the authentication service as defined in case 2) in subclause 12.5.

# MSC subsequent\_authentication

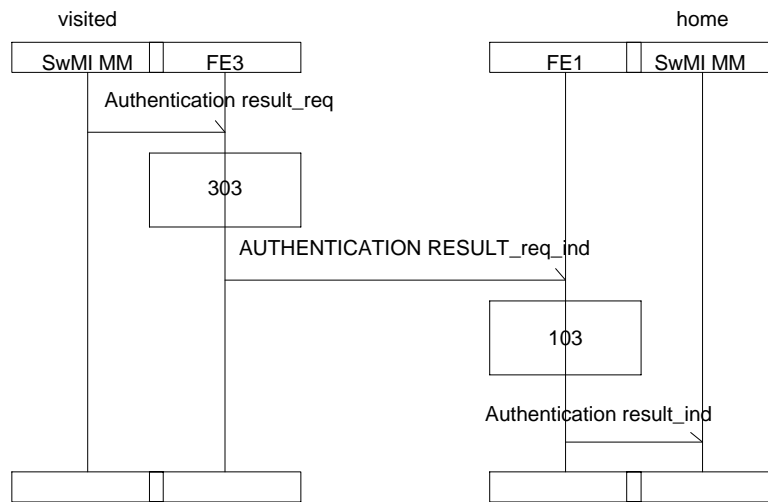


Figure 58: The successful subsequent authentication

26.2 Authentication invoked in conjunction with migration

Figures 59 and 60 illustrate the information flow sequence for the authentication service as defined in case 1) in subclause 12.5 when invoked in conjunction with the migration service as defined in clause 6.

MSC authentication\_and\_migration\_I

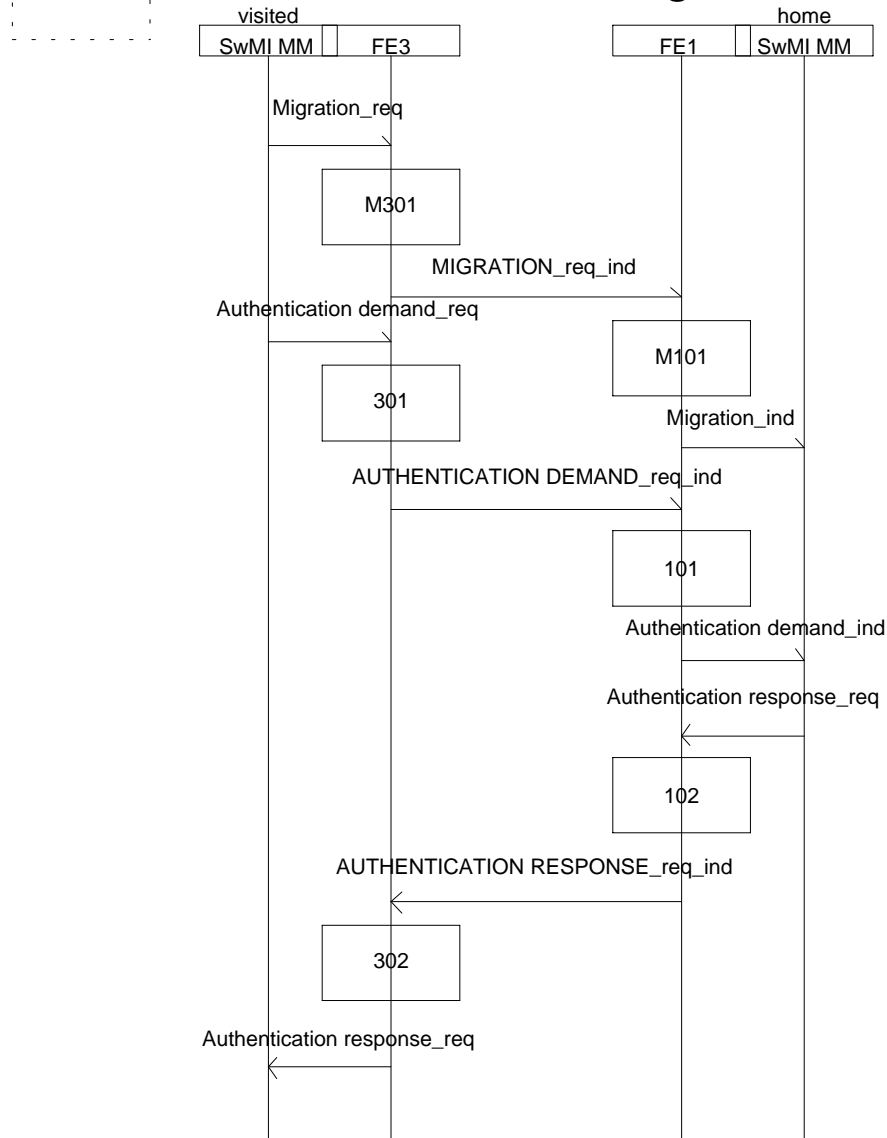


Figure 59: Authentication invoked in conjunction with migration, sheet 1 of 2

# MSC authentication\_and\_migration\_II

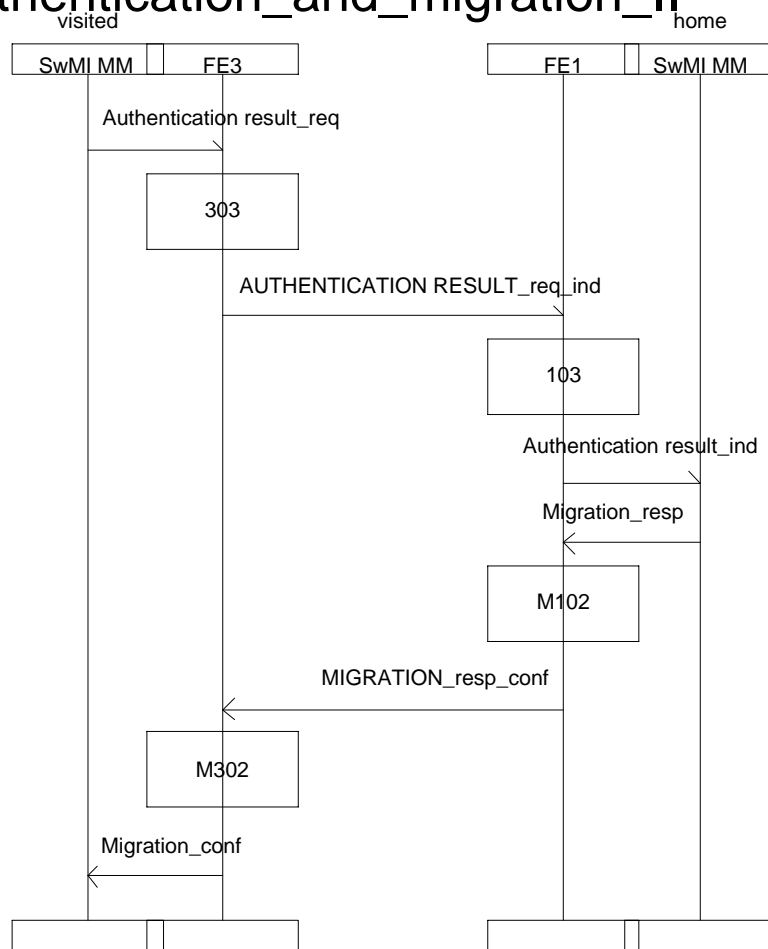


Figure 60: Authentication invoked in conjunction with migration, sheet 2 of 2



26.3 Exceptional operation

26.3.1 Authentication rejection in the visited SwMI

Figures 60 and 61 illustrate the information flow sequence for the authentication service when the visited SwMI MM rejects the service, e.g. if the authentication fails in the air interface.

NOTE: The exceptional operation can take place if the authentication service has been invoked according to the case 1) as defined in subclause 12.5. If the authentication as defined in case 2) is rejected, the FE actions 101, 102, 301 and 302 and the related information flows are omitted.

MSC failed\_authentication\_I

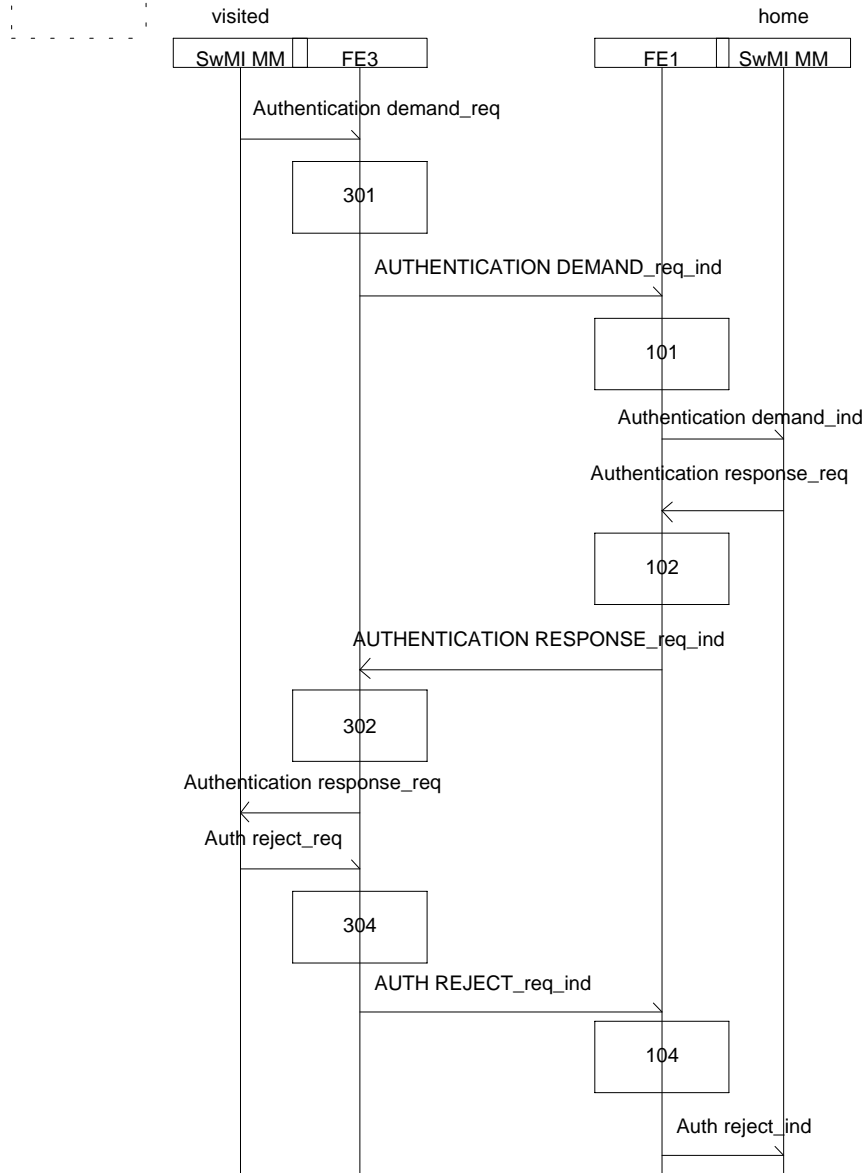


Figure 61: Authentication rejection in the visited SwMI, sheet 1 of 2

# MSC failed\_authentication\_II

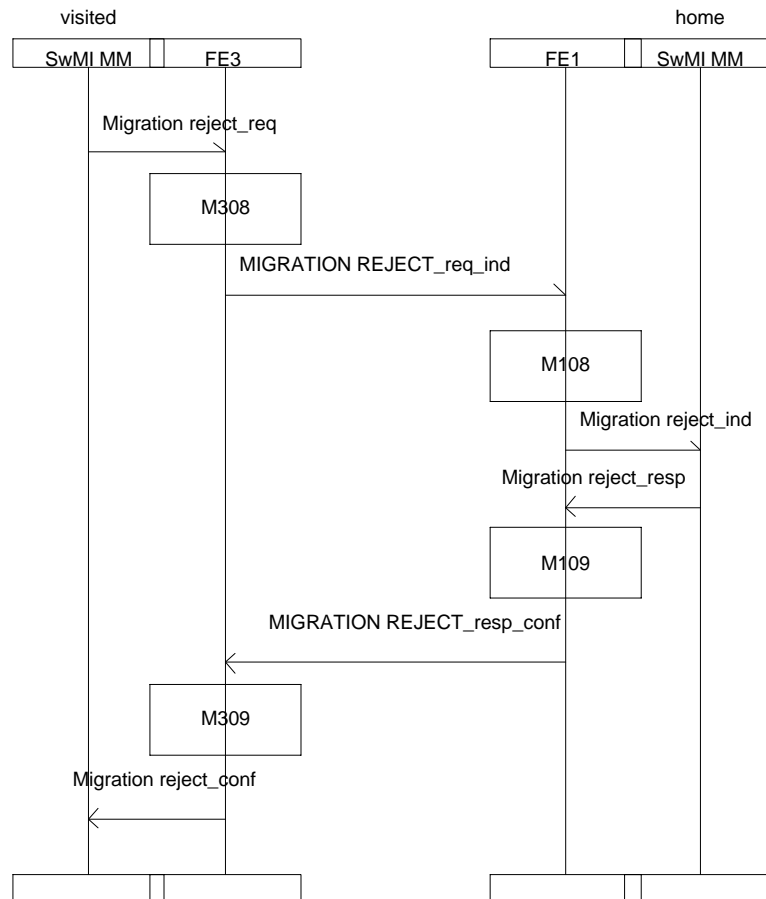


Figure 62: Authentication rejection in the visited SwMI, sheet 2 of 2

## 26.4 FE actions for authentication

### 26.4.1 FE actions of FE1

For FE1 actions M1xx, see subclause 20.3.1.

- 101 Upon receipt of the AUTHENTICATION DEMAND\_ind requesting the subscriber's session authentication key parameters, FE1 shall send the home SwMI MM the corresponding Authentication demand\_ind.
- 102 Upon receipt of the Authentication response\_req containing the subscriber's session authentication key parameters, FE1 shall send FE3 the corresponding AUTHENTICATION RESPONSE\_req.
- 103 Upon receipt of the AUTHENTICATION RESULT\_ind indicating that the authentication has been successfully carried out, FE1 shall send home SwMI MM the corresponding Authentication result\_ind. The Authentication result\_ind shall contain the authentication result, which shall indicate whether the subscriber or the home SwMI or both have been authenticated.
- 104 Upon receipt of the AUTH REJECT\_ind indicating that the authentication has failed, FE1 shall send the home SwMI MM the corresponding Auth reject\_req.

**26.4.2 FE actions of FE3**

For FE3 actions M3xx, see subclause 20.3.2.

- 301 Upon receipt of the Authentication demand\_req requesting the subscriber's session authentication key parameters, FE3 shall send FE1 the corresponding AUTHENTICATION DEMAND\_req.
- 302 Upon receipt of the AUTHENTICATION RESPONSE\_ind containing subscriber's session authentication key parameters, FE3 shall send the visited SwMI MM the corresponding Authentication response\_ind.
- 303 Upon receipt of the Authentication result\_req indicating that the authentication has been successfully carried out, FE3 shall send FE1 the corresponding AUTHENTICATION RESULT\_req. The Authentication result\_req shall contain the authentication result which shall indicate whether the subscriber or the home SwMI or both have been authenticated.
- 304 Upon receipt of the Auth reject\_req indicating that the authentication has failed, FE3 shall send FE1 the corresponding AUTH REJECT\_req.

## 27 Over The Air Re-keying (OTAR) - stage 2 information flow sequences

This clause defines the information flow sequences for the OTAR service as defined in clause 13.

### 27.1 Normal operation

#### 27.1.1 OTAR SCK generation service

Figure 63 illustrates the information flow sequence for the OTAR SCK generation service as defined in case 1) in subclause 13.5.

### MSC OTAR\_param

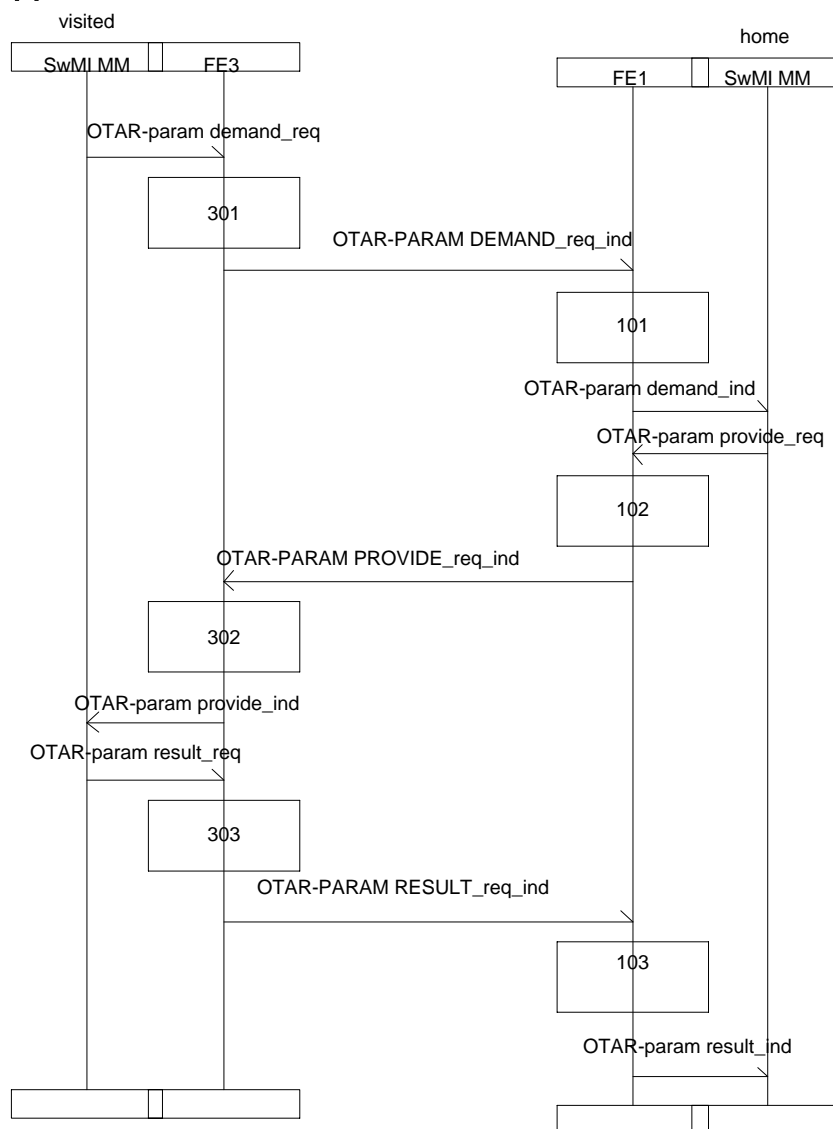


Figure 63: OTAR SCK generation service

27.1.2 Visited SwMI MM initiated OTAR SCK delivery service

Figure 64 illustrates the information flow sequence for the visited SwMI MM initiated OTAR SCK delivery service as defined in case 2) in subclause 13.5.

MSC OTAR\_key

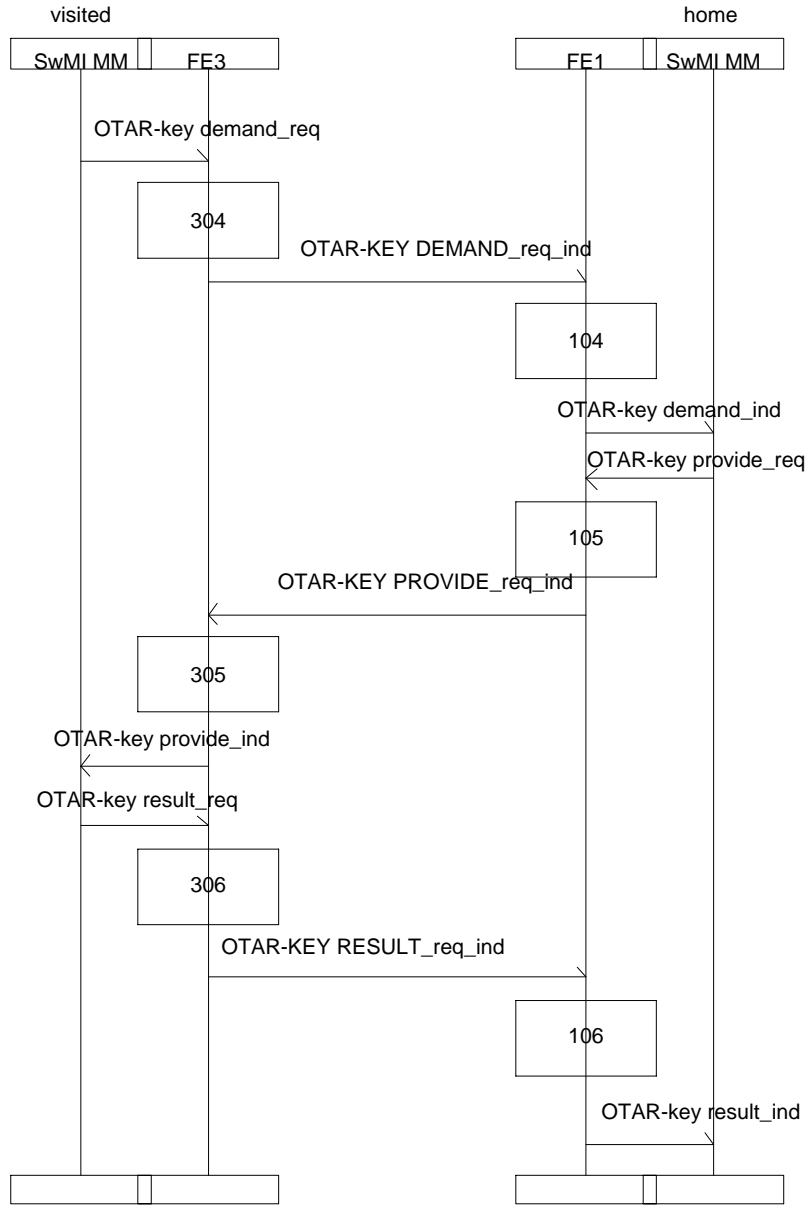


Figure 64: The visited SwMI MM initiated OTAR SCK delivery service

27.1.3 Home SwMI MM initiated OTAR SCK delivery service

Figure 65 illustrates the information flow sequence for the home SwMI MM initiated OTAR SCK delivery service as defined in case 3) in subclause 13.5.

MSC OTAR\_key\_from\_home

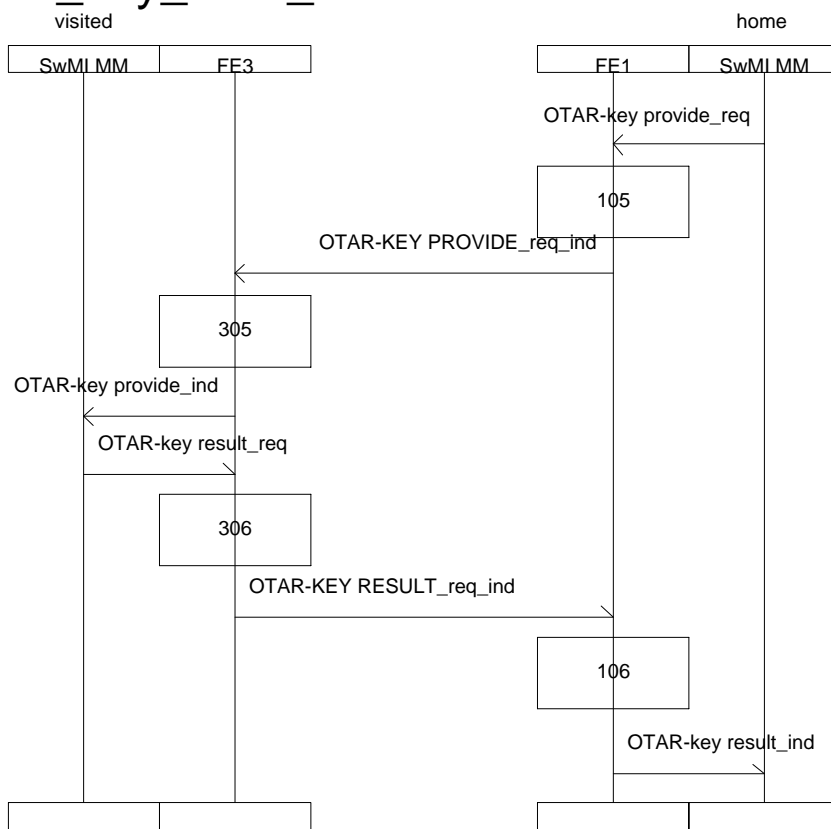


Figure 65: The home SwMI MM initiated OTAR SCK delivery service

27.1.4 OTAR SCK generation service, subsequent use of parameters

Figure 66 illustrates the information flow sequence for the subsequent use of OTAR generator parameters service as defined in case 4) in subclause 13.5.

MSC OTAR\_param\_indication

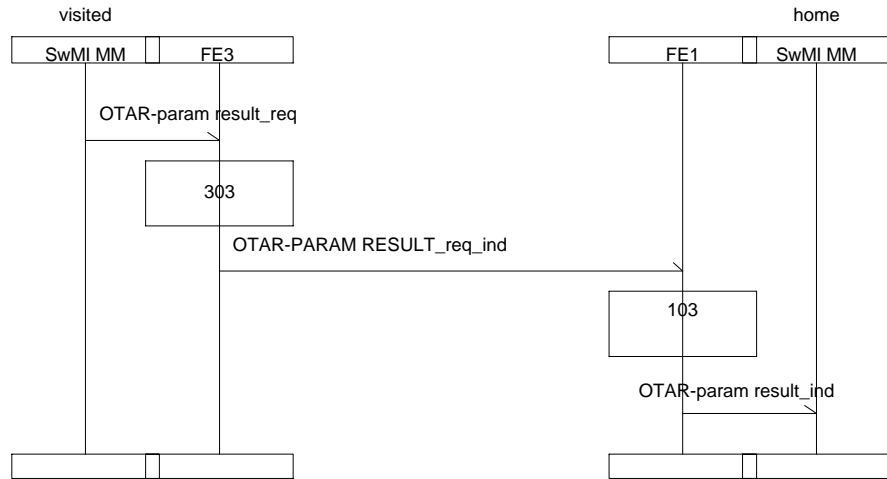


Figure 66: The OTAR SCK generation service, subsequent use of parameters

27.2 Exceptional operation

27.2.1 Failed OTAR SCK generation service

Figure 67 illustrates the information flow sequence for the OTAR SCK generation service when the visited SwMI MM rejects the service.

NOTE: The exceptional operation can take place if the OTAR SCK generation service has been invoked according to the case 1) as defined in subclause 13.5.

MSC:OTAR\_param\_failed

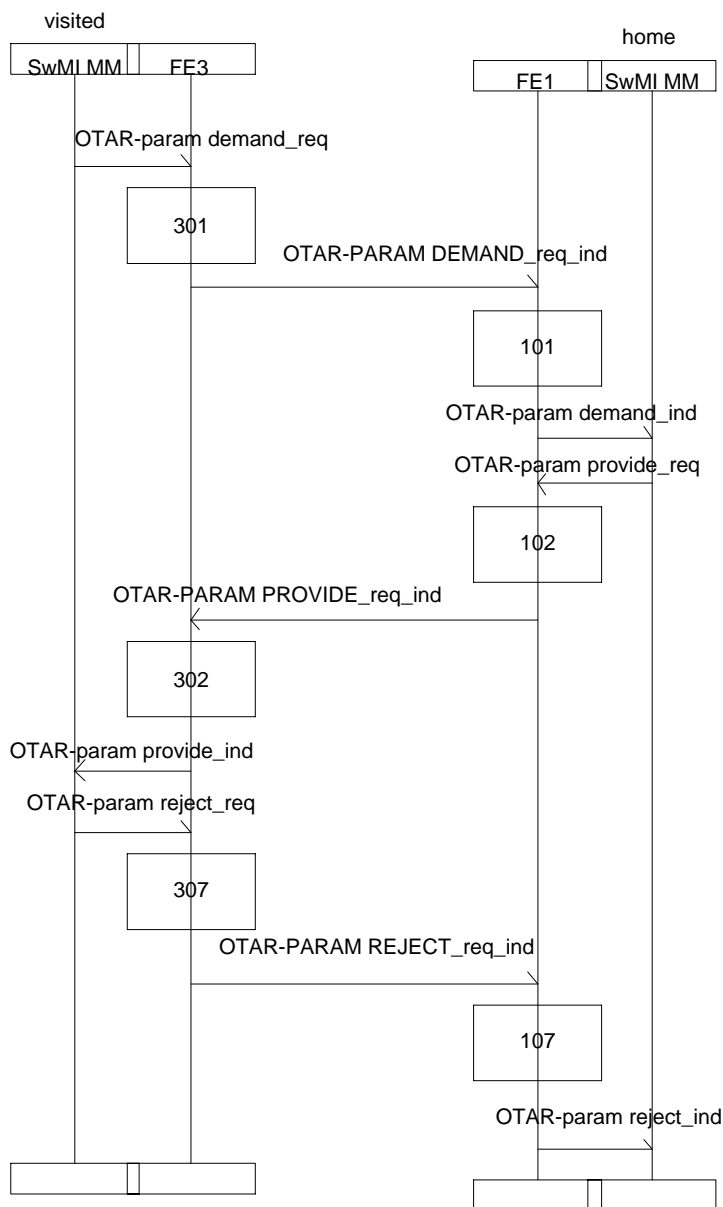


Figure 67: Failed OTAR SCK generation service



27.2.2 Failed visited SwMI MM initiated OTAR SCK delivery

Figure 68 illustrates the information flow sequence for the OTAR SCK delivery service when the home SwMI MM rejects the service.

NOTE: The exceptional operation can take place if the OTAR SCK delivery service has been invoked according to the case 2) as defined in subclause 13.5.

MSC OTAR\_key\_failed

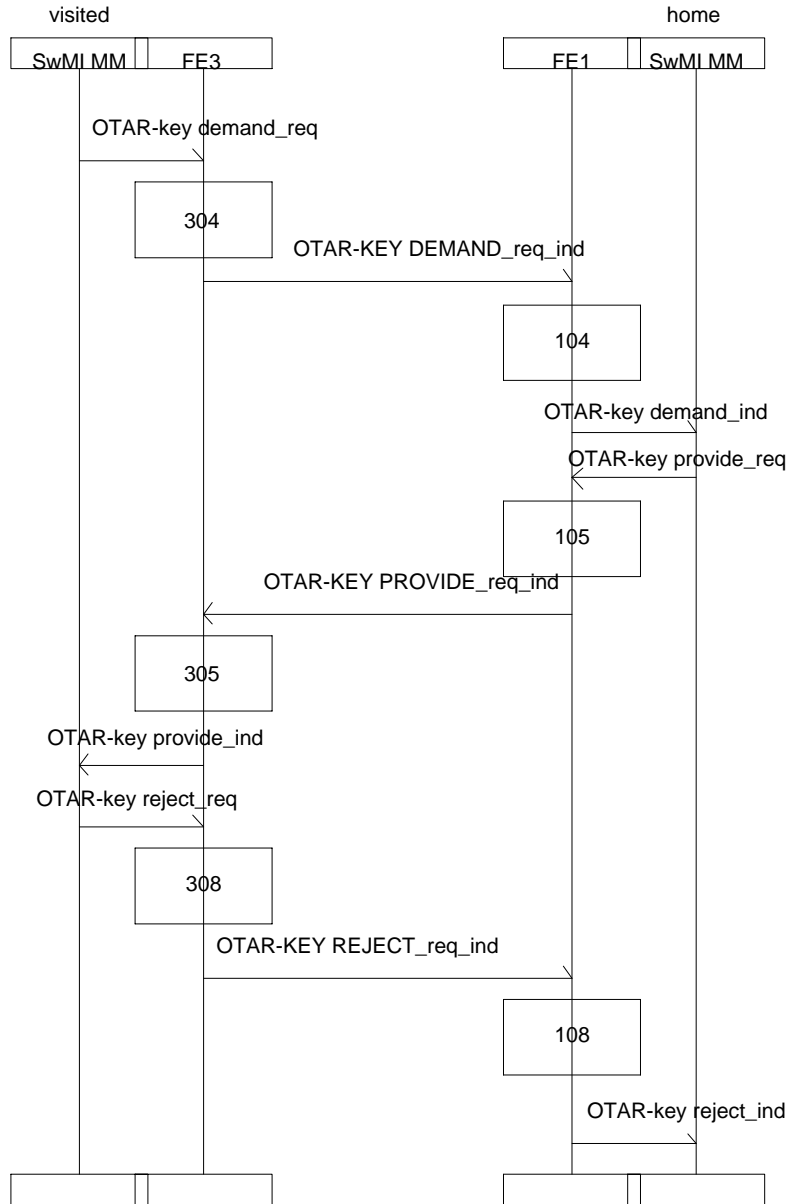


Figure 68: Failed visited SwMI MM initiated OTAR SCK delivery

27.2.3 Failed home SwMI MM initiated OTAR SCK delivery

Figure 69 illustrates the information flow sequence for the OTAR SCK delivery service when the visited SwMI MM rejects the service.

NOTE: The exceptional operation can take place if the OTAR SCK delivery service has been invoked according to the case 3) as defined in subclause 13.5.

MSC OTAR\_key\_from\_home\_failed

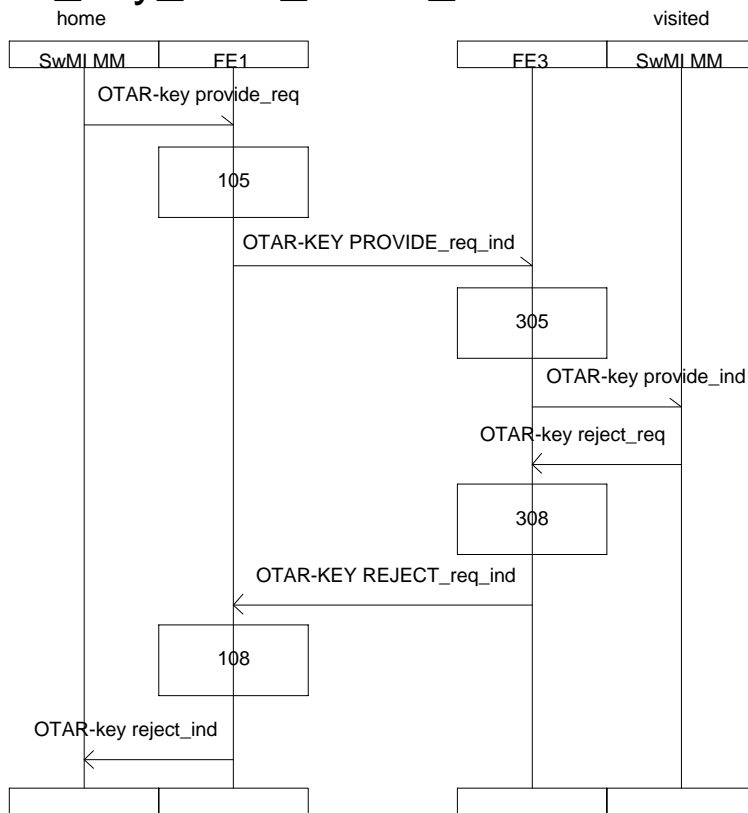


Figure 69: Failed home SwMI MM initiated OTAR SCK delivery

## 27.2.4 Failed subsequent use of OTAR SCK generation parameters

Figure 70 illustrates the information flow sequence for the OTAR SCK generation service when the visited SwMI MM rejects the service in the case of subsequent use of OTAR SCK generation parameters.

NOTE: The exceptional operation can take place if the OTAR SCK generation service has been invoked according to the case 4) as defined in subclause 13.5.

### MSC OTAR\_param\_indication\_failed

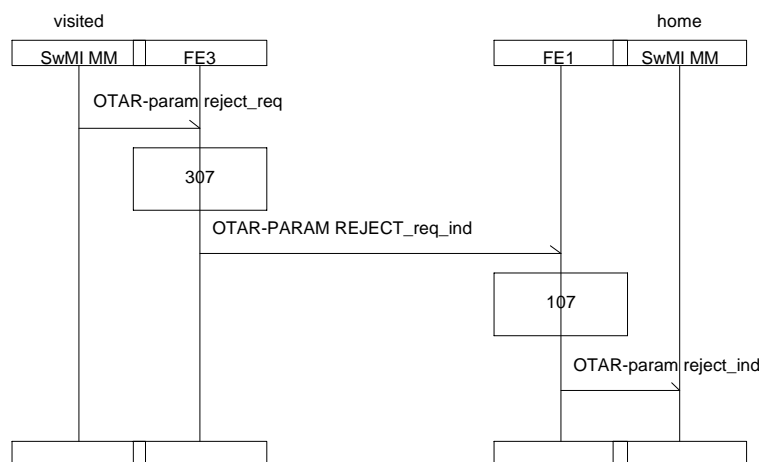


Figure 70: Failed subsequent use of OTAR SCK generation parameters

## 27.3 FE actions for OTAR

### 27.3.1 FE actions of FE1

- 101 Upon receipt of the OTAR-PARAM DEMAND\_ind requesting the OTAR SCK generation parameters, FE1 shall send the home SwMI MM the corresponding OTAR-param demand\_ind.
- 102 Upon receipt of the OTAR-param provide\_req containing the OTAR SCK generation parameters, FE1 shall send FE3 the corresponding OTAR-PARAM PROVIDE\_req.
- 103 Upon receipt of the OTAR-PARAM RESULT\_ind indicating that the operation was successful, FE1 shall send the home SwMI MM the corresponding OTAR-param result\_ind.
- 104 Upon receipt of the OTAR-KEY DEMAND\_ind requesting the OTAR SCK delivery parameters, FE3 shall send the home SwMI MM the corresponding OTAR-key demand\_ind.
- 105 Upon receipt of the OTAR-key provide\_req containing the OTAR SCK delivery parameters, FE1 shall send FE3 the corresponding OTAR-KEY PROVIDE\_req.
- 106 Upon receipt of the OTAR-KEY RESULT\_ind indicating that the operation was successful, FE1 shall send the home SwMI MM the corresponding OTAR-key result\_ind.
- 107 Upon receipt of the OTAR-PARAM REJECT\_ind indicating that the operation has failed, FE1 shall send the home SwMI MM the corresponding OTAR-param reject\_ind.
- 108 Upon receipt of the OTAR-KEY REJECT\_ind indicating that the operation has failed, FE1 shall send home SwMI MM the corresponding OTAR-key reject\_ind.

**27.3.2 FE actions of FE3**

- 301 Upon receipt of the OTAR-param demand\_req indicating that the OTAR SCK generation parameters are requested, FE3 shall send FE1 the corresponding OTAR-PARAM DEMAND\_req\_ind.
- 302 Upon receipt of the OTAR-PARAM PROVIDE\_req\_ind containing the OTAR SCK generation parameters, FE3 shall send visited SwMI MM the corresponding OTAR-param provide\_ind.
- 303 Upon receipt of the OTAR-param result\_req indicating that the OTAR SCK generation parameters operation was successful, FE3 shall send FE1 the corresponding OTAR-PARAM RESULT\_req\_ind.
- 304 Upon receipt of the OTAR-key demand\_req indicating that the OTAR SCK delivery parameters are requested, FE3 shall send FE1 the corresponding OTAR-KEY DEMAND\_req\_ind.
- 305 Upon receipt of the OTAR-KEY PROVIDE\_req\_ind containing the OTAR SCK delivery parameters, FE3 shall send visited SwMI MM the OTAR-key provide\_ind.
- 306 Upon receipt of the OTAR-key result\_req indicating that the OTAR SCK delivery operation was successful, FE3 shall send FE1 the corresponding OTAR-KEY RESULT\_req\_ind.
- 307 Upon receipt of the OTAR-param reject\_req indicating that the OTAR SCK generation parameters operation has failed, FE3 shall send FE1 the corresponding OTAR-PARAM REJECT\_req.
- 308 Upon receipt of the OTAR-key reject\_req indicating that the OTAR SCK delivery operation has failed, FE3 shall send FE1 the corresponding OTAR-KEY REJECT\_req.

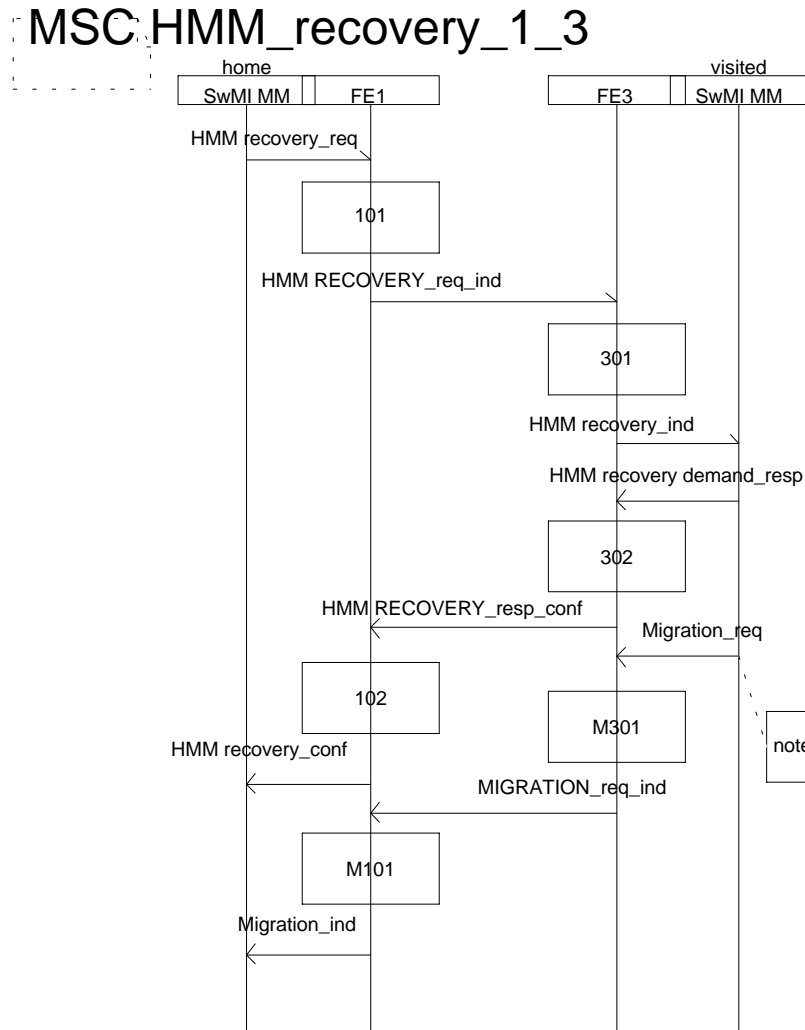
## 28 Individual subscriber database recovery - stage 2 information flow sequences

This clause defines the information flow sequences for the IDR service as defined in clause 14.

### 28.1 Normal operation

#### 28.1.1 HMM recovery

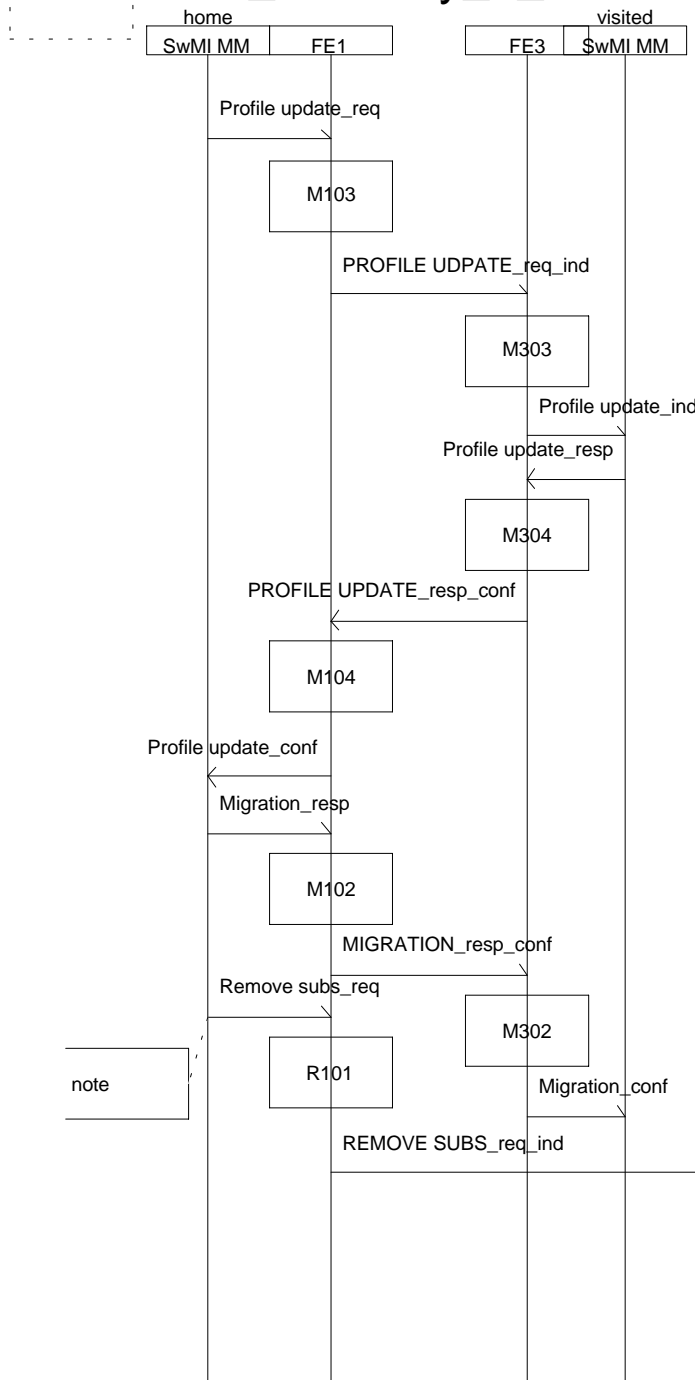
Figures 71, 72 and 73 illustrate the information flow sequence for the HMM recovery service as defined in case 1) in subclause 14.4.



NOTE: The virtual migration or the virtual restricted migration, as applicable and as defined in clauses 6 and 7, respectively, shall be carried out for each individual subscriber that is recorded as migrated in the I-VDB. However, the case 3b) as defined in subclause 6.5 shall not be applicable in the case of HMM recovery, i.e. if the SS-migration profiles are exchanged as part of the virtual migration they shall be exchanged before the final migration approval.

Figure 71: The HMM recovery, sheet 1 of 3

# MSC:HMM\_recovery\_2\_3



NOTE: The virtual RSI shall be carried out for each recovered individual subscriber if the previous visited SwMI MM exists for the subscriber.

Figure 72: The HMM recovery, sheet 2 of 3

# MSC HMM\_recovery\_3\_3

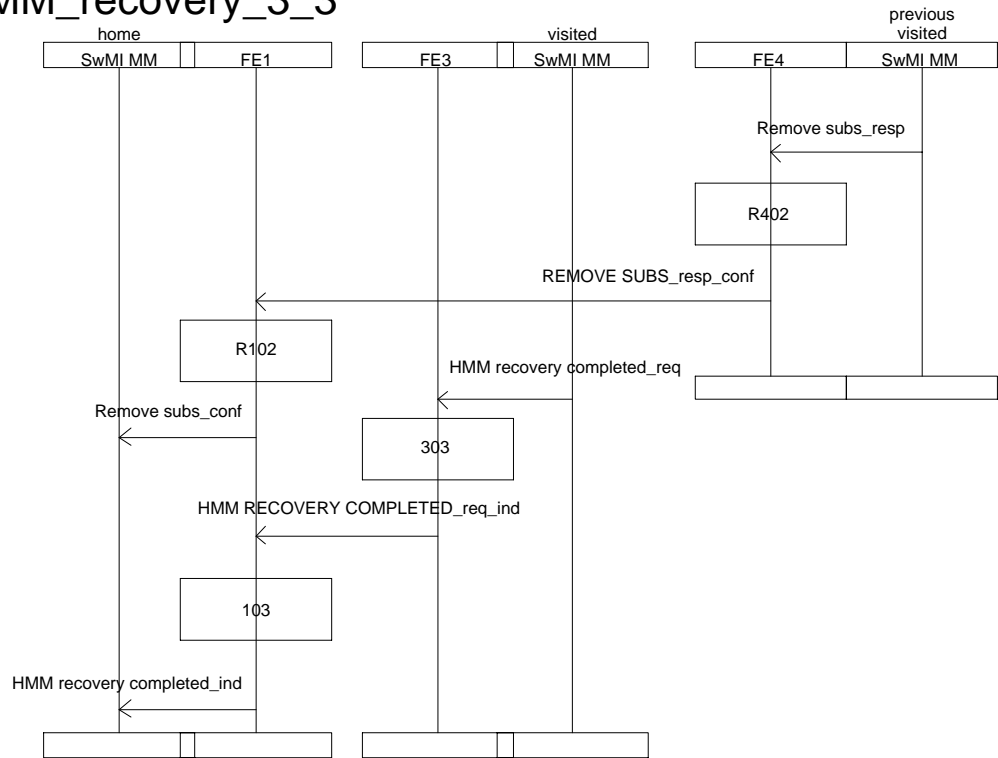
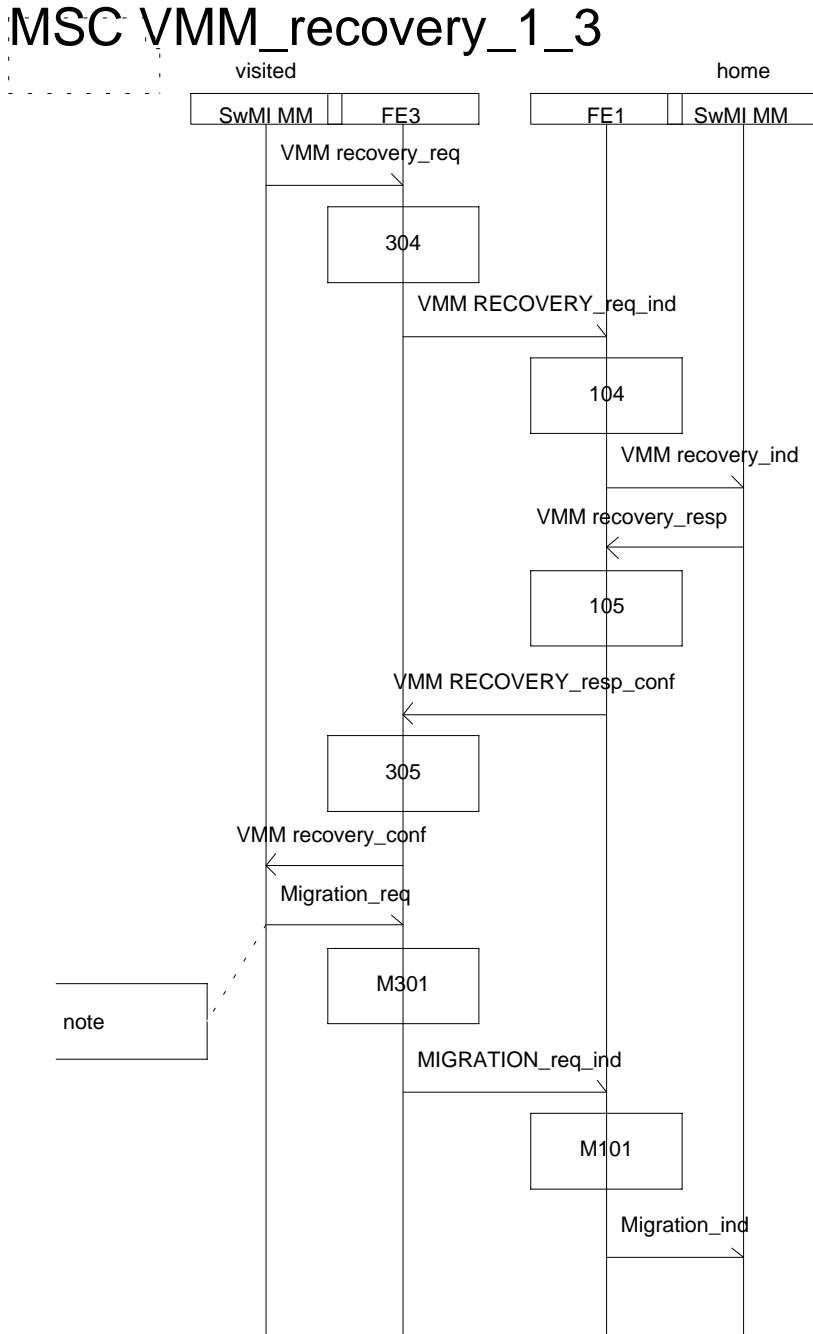


Figure 73: The HMM recovery, sheet 3 of 3

28.1.2 VMM recovery

Figures 74, 75 and 76 illustrate the information flow sequence for the VMM recovery service as defined in case 2) in subclause 14.4.

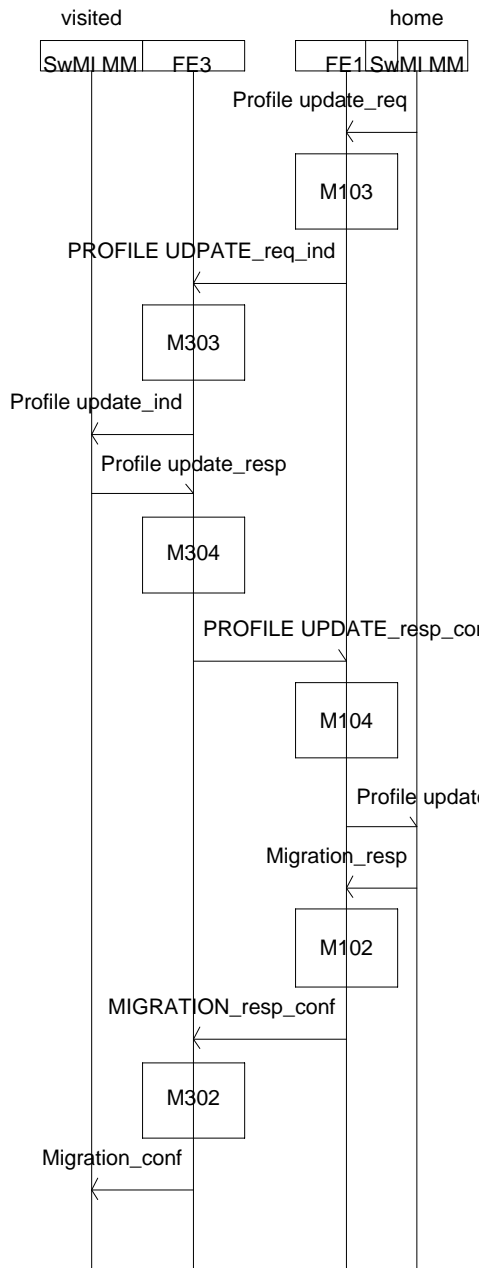


**NOTE:** The virtual migration or the virtual restricted migration, as applicable and as defined in clause 6 and clause 7, respectively, shall be carried out for each individual subscriber that is recorded as migrated in the I-VDB. However, the case 3b) as defined in subclause 6.5 shall not be applicable in the case of VMM recovery, i.e. if the SS-migration profiles are exchanged as part of the virtual migration they shall be exchanged before the final migration approval.

**Figure 74: VMM recovery, sheet 1 of 3**



# MSC VMM\_recovery\_



NOTE: The virtual RSI shall be carried out for each recovered individual subscriber if the previous visited SwMI MM exists for the subscriber.

Figure 75: VMM recovery, sheet 2 of 3

# MSC VMM\_recovery\_3\_3

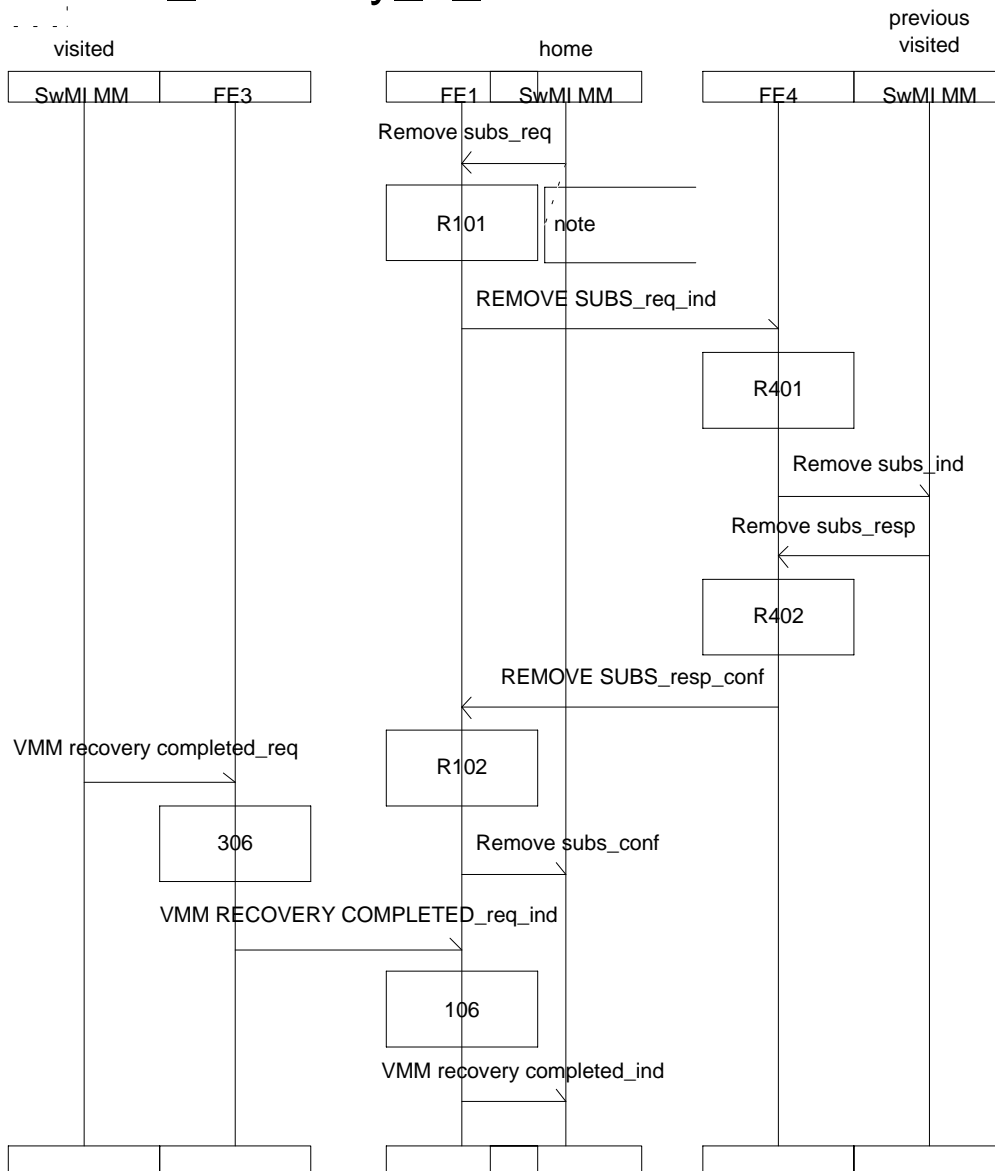


Figure 76: VMM recovery, sheet 3 of 3

28.2 Exceptional operation

28.2.1 Rejection of HMM recovery

Figure 77 illustrates the information flow sequence for the HMM recovery service when the visited SwMI MM rejects the service.

NOTE: The exceptional operation can take place if the service has been invoked according to the case 1) as defined in subclause 14.4.

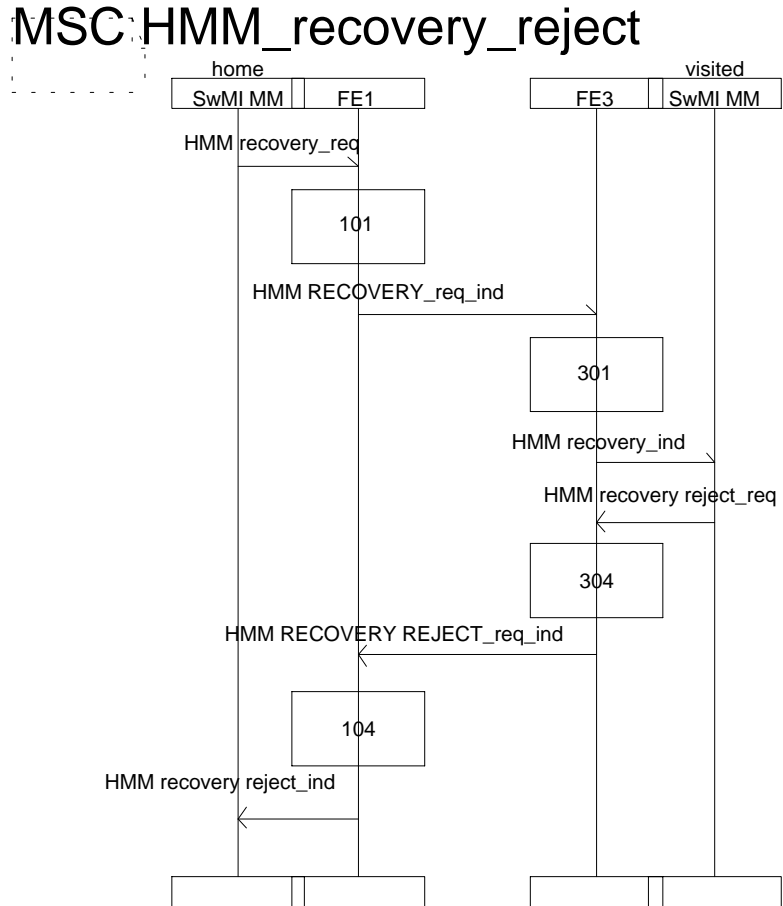


Figure 77: Rejection of HMM recovery

28.2.2 Rejection of VMM recovery

Figure 78 illustrates the information flow sequence for the VMM recovery service when the visited SwMI MM rejects the service.

NOTE: The exceptional operation can take place if the service has been invoked according to the case 2) as defined in subclause 14.4.

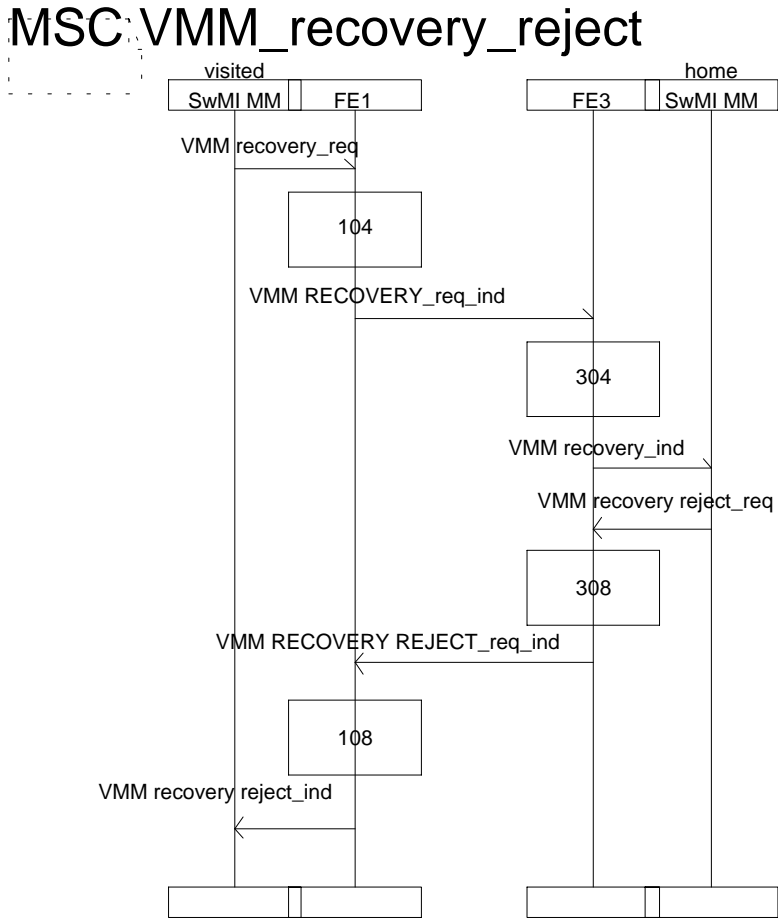


Figure 78: Rejection of VMM recovery

28.3 FE actions

28.3.1 FE actions of FE1

- 101 Upon receipt of the HMM-recovery\_req requesting the invocation of the HMM recovery, FE1 shall send FE3 the corresponding HMM-RECOVERY\_req.
- 102 Upon receipt of the HMM-RECOVERY\_conf confirming the invocation of the HMM recovery, FE1 shall send the home SwMI MM the corresponding HMM-recovery\_conf.
- 103 Upon receipt of the HMM-RECOVERY COMPLETED\_ind indicating that the completion of the HMM recovery, FE1 shall send the home SwMI MM the corresponding HMM-recovery completed\_ind.
- 104 Upon receipt of HMM-RECOVERY REJECT\_ind, indicating that the HMM recovery has been rejected by the visited SwMI MM, FE1 shall send the home SwMI MM the corresponding HMM-recovery reject\_ind.

The FE actions M1xx correspond to the actions 1xx as defined in subclause 20.3.1.

The FE actions R1xx correspond to the actions 1xx as defined in subclause 20.3.1.

**28.3.2 FE actions of FE3**

- 301 Upon receipt of the HMM-RECOVERY\_ind requesting the invocation of the HMM recovery, FE3 shall send the visited SwMI MM the corresponding HMM-recovery\_ind.
- 302 Upon receipt of the HMM-recovery\_resp confirming the invocation of the HMM recovery, FE3 shall send FE1 the corresponding HMM-RECOVERY\_resp.
- 303 Upon receipt of the HMM-recovery\_completed\_req indicating that the completion of the HMM recovery, FE1 shall send FE3 the corresponding HMM-RECOVERY\_COMPLETED\_req.
- 304 Upon receipt of HMM recovery reject\_req, indicating that the HMM recovery has been rejected, FE3 shall send FE1 the corresponding HMM-RECOVERY\_REJECT\_req.

The FE actions M3xx correspond to the actions 3xx as defined in subclause 20.3.2.

**28.3.3 FE actions of FE4**

The FE actions R4xx correspond to the actions 4xx as defined in subclause 20.3.2.

## 29 Group attachment - stage 2 information flow sequences

### 29.1 Normal operation

#### 29.1.1 Visited SwMI MM initiated group attachment without migration profile exchange

Figure 79 illustrates the information flow sequence for the visited SwMI MM initiated group attachment as defined in subclause 15.4 in the following cases: 1) in which pre-defined migration profile(s) are used, 2), 3) and 4).

### MSC group\_att\_wo\_profile\_exchange

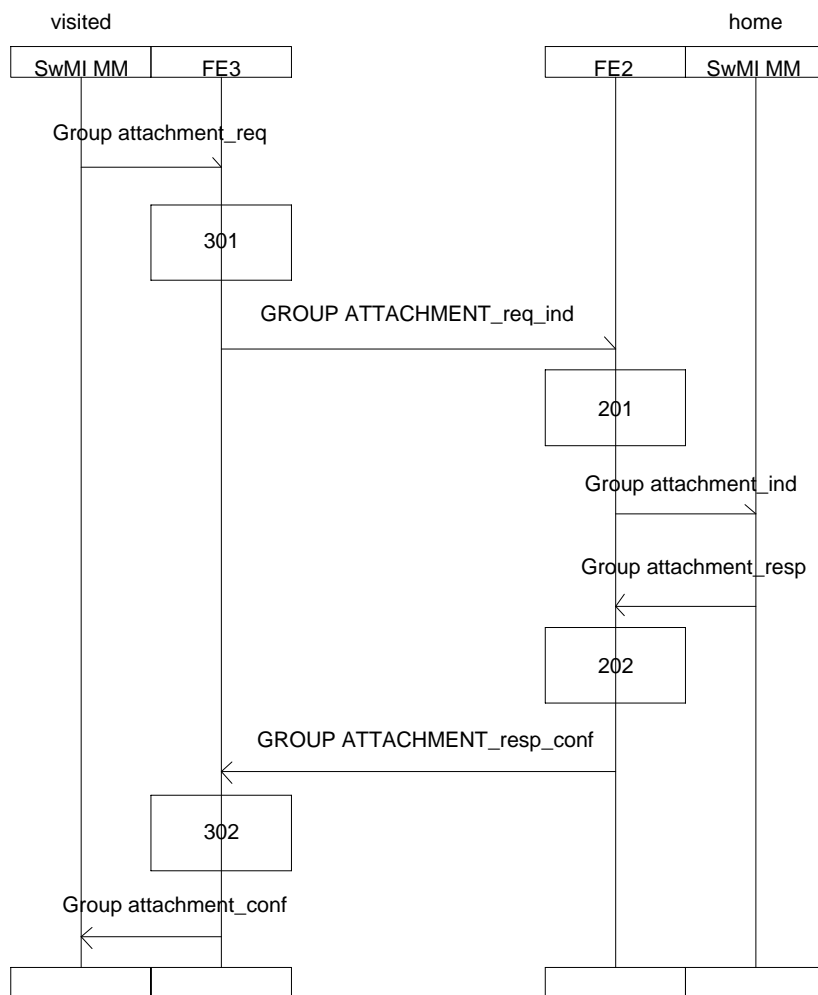


Figure 79: Visited SwMI MM initiated group attachment without migration profile exchange

29.1.2 Visited SwMI MM initiated first group attachment with migration profile exchange

Figures 80 and 81 illustrate the information flow sequence for the visited SwMI MM initiated group attachment as defined in subclause 15.4 in the following cases: 1) in which migration profile(s), both basic and SS-migration profiles, are exchanged across the ISI.

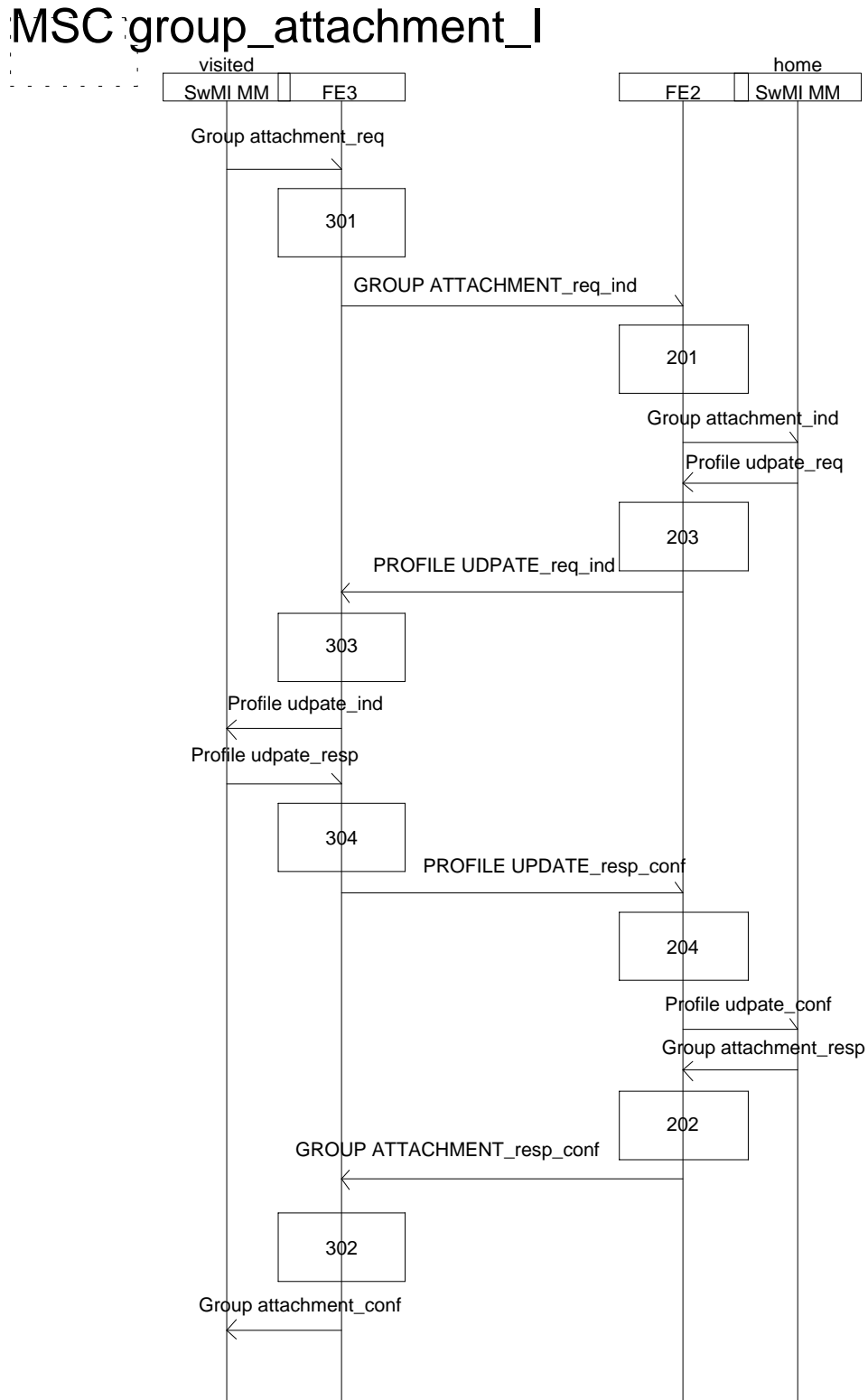


Figure 80: Visited SwMI MM initiated first group attachment with migration profile exchange

# MSC\_group\_attachment\_II

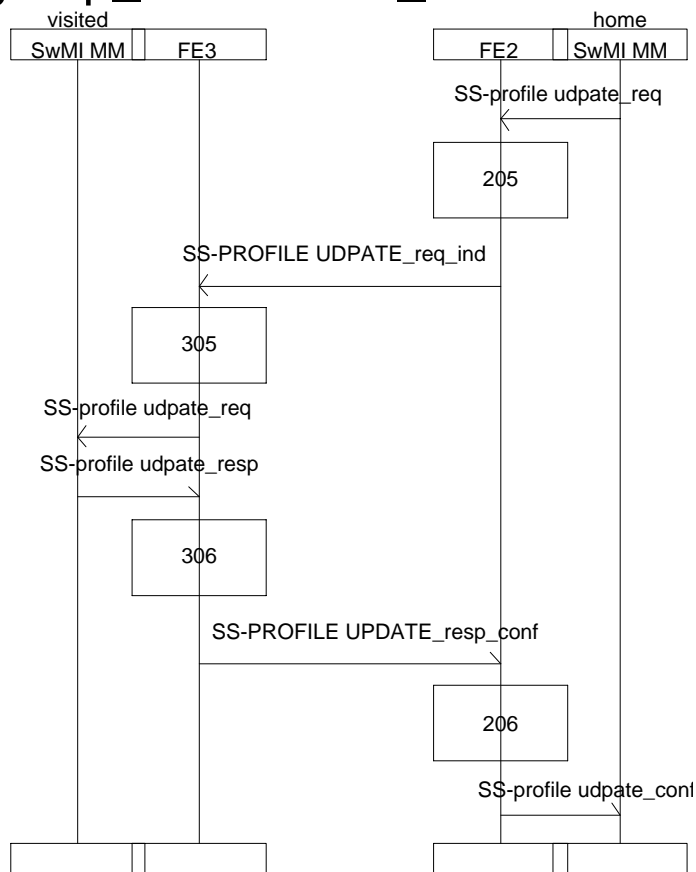


Figure 81: Visited SwMI MM initiated first group attachment with migration profile exchange



29.1.3 Home SwMI MM initiated group attachment without migration profile exchange

Figure 82 illustrates the information flow sequence for the home SwMI MM initiated group attachment as defined in subclause 15.4 in the following cases: 5) when pre-defined migration profile(s) are used and 6).

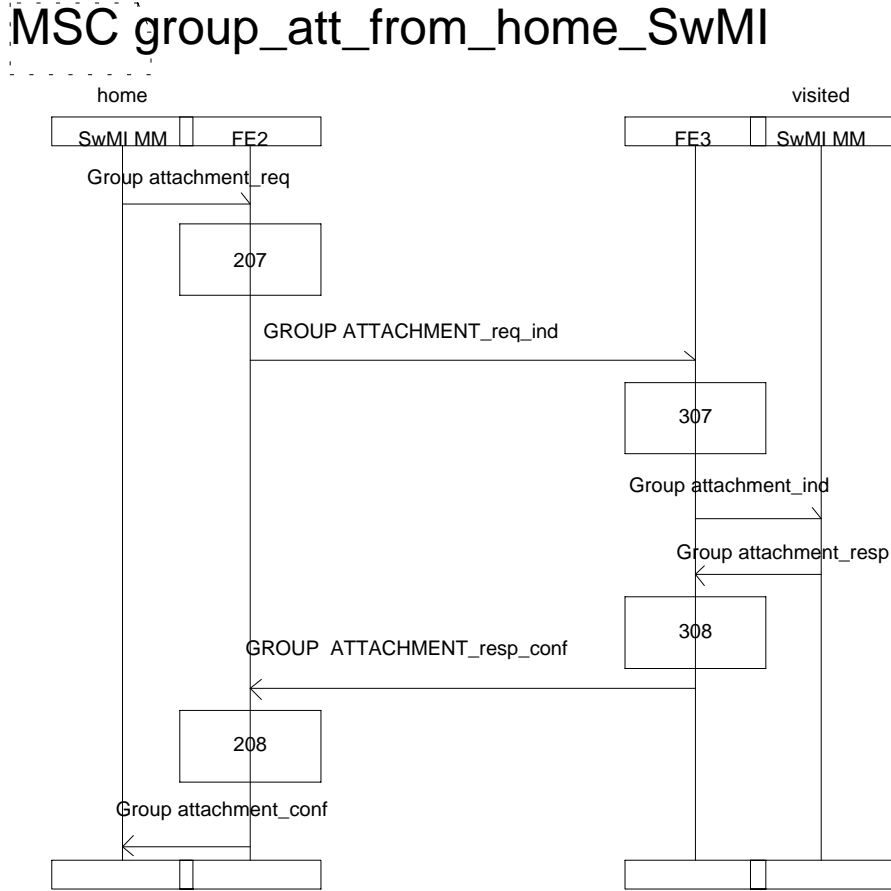


Figure 82: Home SwMI MM initiated group attachment without migration profile exchange

29.1.4 Home SwMI MM initiated group attachment with migration profile exchange

Figure 83 and figure 84 illustrate the information flow sequence for the home SwMI MM initiated group attachment as defined in subclause 15.4 in the following case: 6) when migration profile(s), both basic and SS-migration profiles, are exchanged across the ISI.

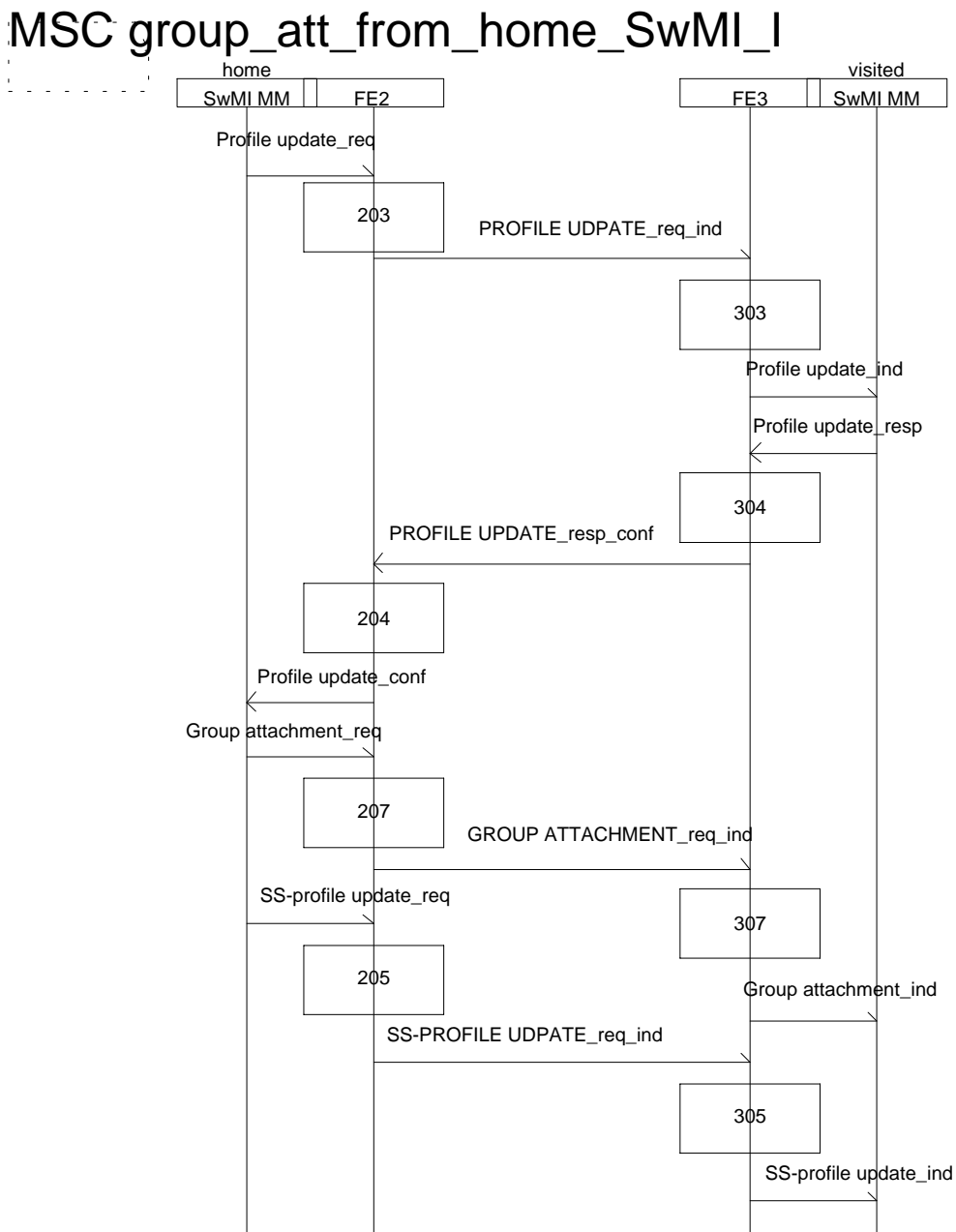


Figure 83: Home SwMI MM initiated group attachment with migration profile exchange

# MSC group\_att\_from\_home\_SwMI\_II

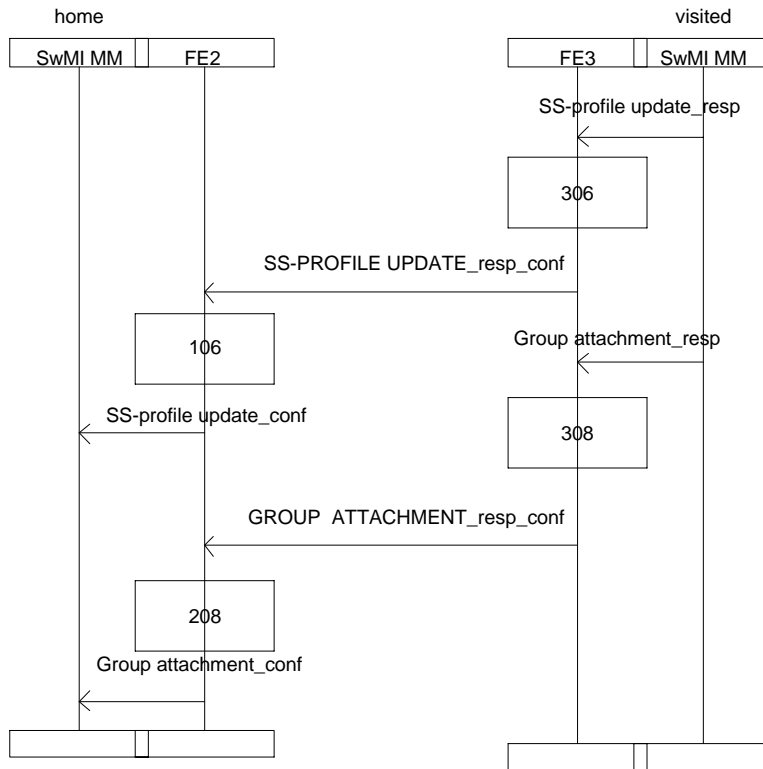


Figure 84: Home SwMI MM initiated group attachment with migration profile exchange

29.2 Exceptional operation

29.2.1 Rejection of visited SwMI MM initiated group attachment without migration profile exchange

Figure 85 illustrates the information flow sequence for the rejection of the visited SwMI MM initiated group attachment when the group attachment has been initiated as defined in cases 1) - 4) in subclause 15.4.

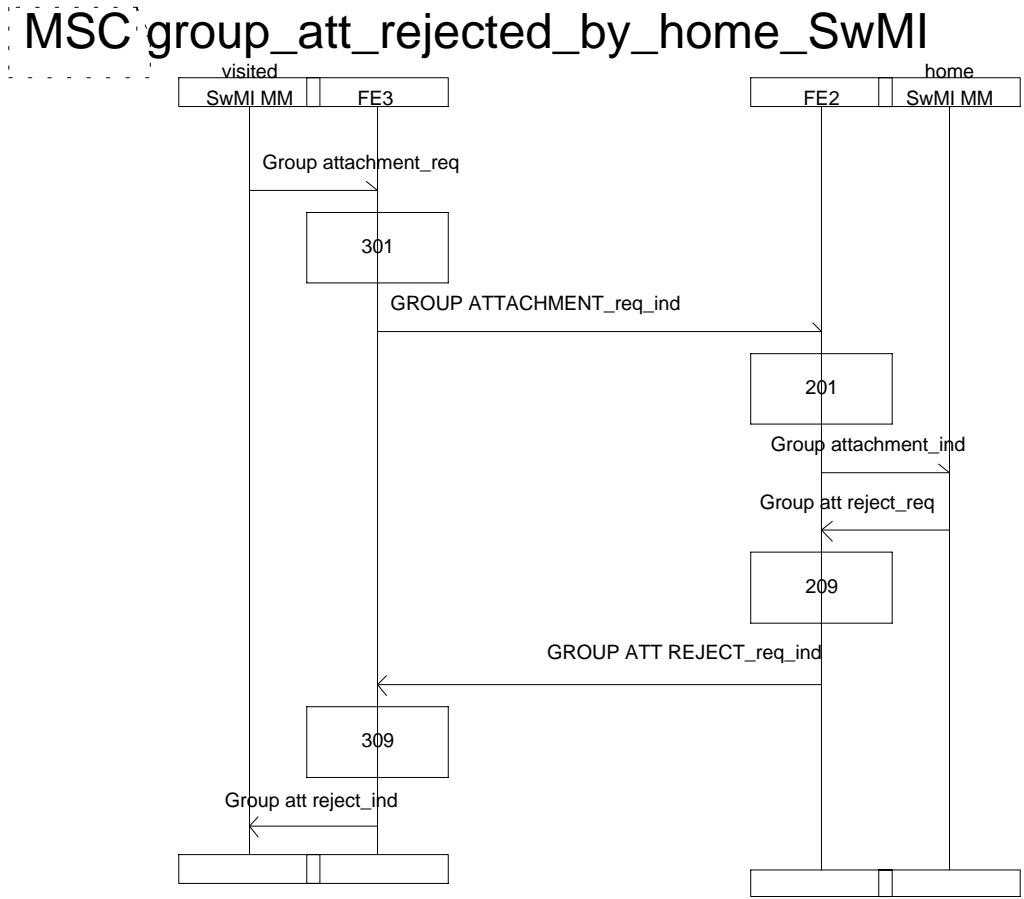
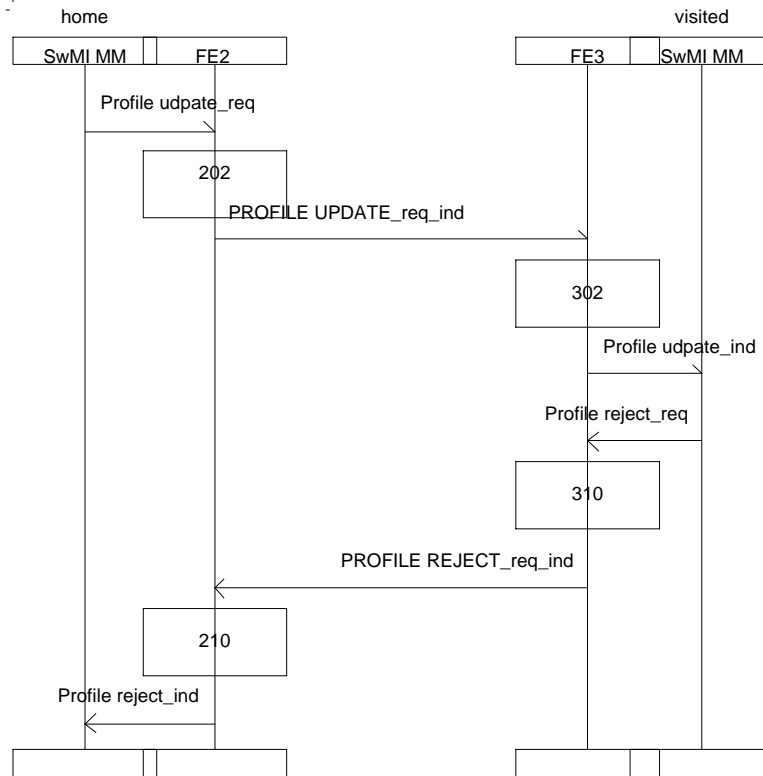


Figure 85: Rejection of visited SwMI MM initiated group attachment without migration profile exchange

**29.2.2 Rejection of home SwMI MM initiated group attachment with migration profile exchange**

Figure 86 illustrates the information flow sequence for the rejection of home SwMI MM initiated group attachment when the group attachment has been initiated as defined in subclause 15.4 in case 5) with the migration profile exchange. Note, that depending on the rejection cause the home SwMI MM may continue the group attachment after the profile rejection by using the pre-defined migration profile(s) for the group.

**MSC group\_att\_from\_home\_rejected\_by\_visited\_SwMI**



**Figure 86: Rejection of home SwMI MM initiated group attachment with migration profile exchange**

29.2.3 Rejection of home SwMI MM initiated group attachment without migration profile exchange

Figure 87 illustrates the information flow sequence for the rejection of the home SwMI MM initiated group attachment when the group attachment has been initiated as defined in subclause 15.4 in the following cases: 5) when the pre-defined migration profile(s) are used and 6).

MSC subs\_group\_attachment\_rejected\_by\_visitor\_SwMI

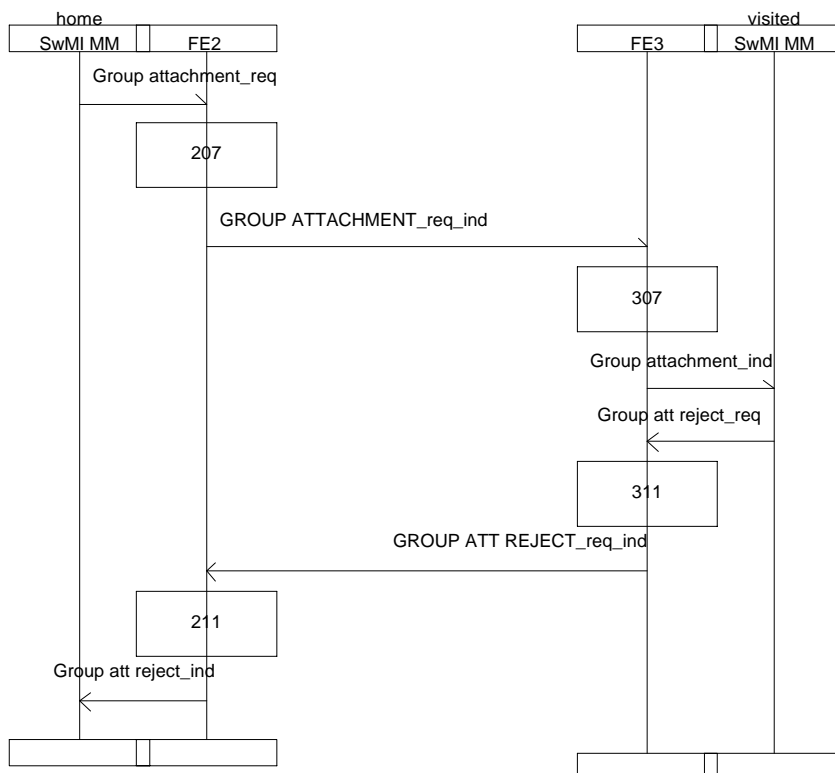
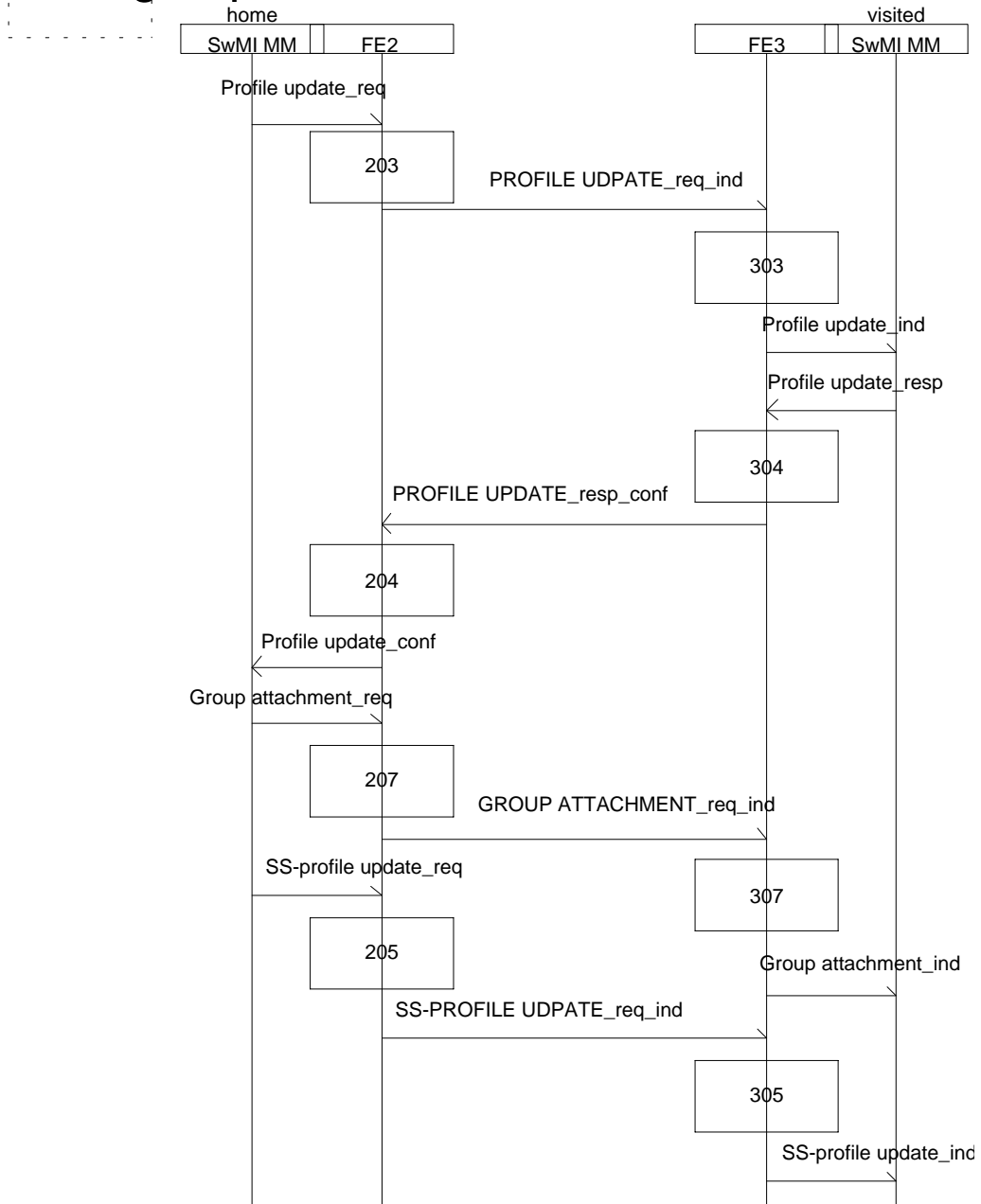


Figure 87: Rejection of home SwMI MM initiated group attachment without migration profile exchange, rejected by subscriber

**29.2.4 Rejection of home SwMI MM initiated group attachment with migration profile exchange, rejected by subscriber**

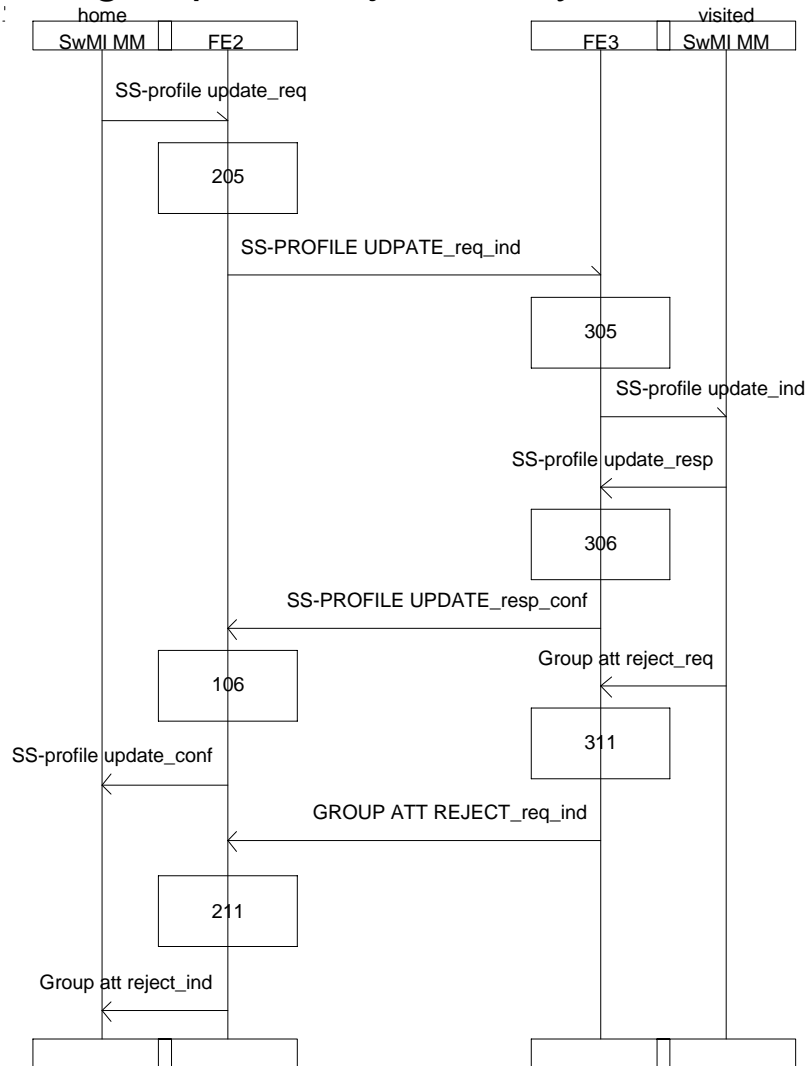
Figures 88 and 89 illustrate the information flow sequence for the rejection of the home SwMI MM initiated group attachment when the group attachment has been initiated as defined in subclause 15.4 in the following case: 6) when migration profile(s), both basic and SS-migration profiles, are exchanged across the ISI.

**MSC group\_att\_from\_home\_SwMI\_I**



**Figure 88: Rejection of home SwMI MM initiated group attachment with migration profile exchange, rejected by subscriber**

# MSC first\_group\_att\_rejected\_by\_subs



**Figure 89: Rejection of home SwMI MM initiated group attachment with migration profile exchange, rejected by subscriber**

## 29.3 FE actions

### 29.3.1 FE actions of FE2

- 201 Upon receipt of the GROUP ATTACHMENT\_ind containing the group attachment request, FE2 shall send the home SwMI MM the Group attachment\_ind.
- 202 Upon receipt of the Group attachment\_resp indicating that the group attachment has been successfully completed, FE2 shall send FE3 the GROUP ATTACHMENT\_resp.
- 203 Upon receipt of the Profile update\_req containing the original basic migration profile of the group, FE2 shall send FE3 the PROFILE UPDATE\_req. The home SwMI MM shall re-invoke the service until successfully completed.
- 204 Upon receipt of PROFILE UPDATE\_conf containing the response to the basic migration profile update of the group, FE2 shall send the home SwMI MM Profile update\_conf.
- 205 Upon receipt of the SS-profile update\_req containing the original SS-migration profile(s) of the group, FE2 shall send FE3 the SS-PROFILE UPDATE\_req.
- 206 Upon receipt of SS-PROFILE UPDATE\_conf containing the response to the original SS-migration profile update, FE2 shall send the home SwMI MM the SS-profile update\_conf.



- 207 Upon receipt of the Group attachment\_req containing the group attachment request, FE2 shall send FE3 GROUP ATTACHMENT\_req. The home SwMI MM shall re-invoke the service until successfully completed.
- 208 Upon receipt of the GROUP ATTACHMENT\_conf indicating that the group attachment has been successfully completed, FE2 shall send the home SwMI MM Group attachment\_conf.
- 209 Upon receipt of the Group att reject\_req indicating that the group attachment has been rejected, FE2 shall send FE3 the GROUP ATT REJECT\_req.
- 210 Upon receipt of the PROFILE REJECT\_ind indicating that the basic migration profile update has been rejected, FE2 shall send the home SwMI MM the Profile reject\_ind.
- 211 Upon receipt of GROUP ATT REJECT\_ind indicating that the group attachment has been rejected, FE2 shall send the home SwMI MM the Group att reject\_ind.

### 29.3.2 FE actions of FE3

- 301 Upon receipt of Group attachment\_req containing the group attachment request, FE3 shall send FE2 the GROUP ATTACHMENT\_req. The visited SwMI MM shall re-invoke the service until successfully completed.
- 302 Upon receipt of GROUP ATTACHMENT\_conf indicating that the group attachment has been successfully completed, FE3 shall send the visited SwMI MM the Group attachment\_conf.
- 303 Upon receipt of PROFILE UPDATE\_ind containing the original basic migration profile of the group, FE3 shall send the visited SwMI MM the Profile update\_ind.
- 304 Upon receipt of the Profile update\_resp containing the response to the basic migration profile update of the group, FE3 shall send FE2 the PROFILE UPDATE\_resp.
- 305 Upon receipt of the SS-PROFILE UPDATE\_ind containing the original SS-migration profile(s) of the group, FE3 shall send the visited SwMI MM the Profile update\_ind.
- 306 Upon receipt of the SS-profile update\_resp containing the response to the original SS-migration profile update, FE3 shall send FE2 the SS-PROFILE UPDATE\_resp.
- 307 Upon receipt of the GROUP ATTACHMENT\_ind containing the group attachment request, FE3 shall send the visited SwMI MM the Group attachment\_ind.
- 308 Upon receipt of the Group attachment\_resp indicating that the group attachment has been successfully completed, FE3 shall send FE2 the GROUP ATTACHMENT\_resp.
- 309 Upon receipt of the GROUP ATT REJECT\_ind indicating that the group attachment has been rejected, FE3 shall send the visited SwMI MM the Group att reject\_ind.
- 310 Upon receipt of the Profile reject\_req indicating that the basic migration profile update has been rejected, FE3 shall send FE2 the PROFILE REJECT\_req.
- 311 Upon receipt of Group att reject\_req indicating that the group attachment has been rejected, FE3 shall send FE2 the GROUP ATT REJECT\_req.

### 30 Normal operation for group detachment - stage 2 information flow sequences

#### 30.1 Normal operation

##### 30.1.1 Visited SwMI MM initiated group detachment

Figure 90 illustrates the information flow sequence for the visited SwMI MM initiated group detachment as defined in subclause 16.4 in the following cases: 1) - 3).

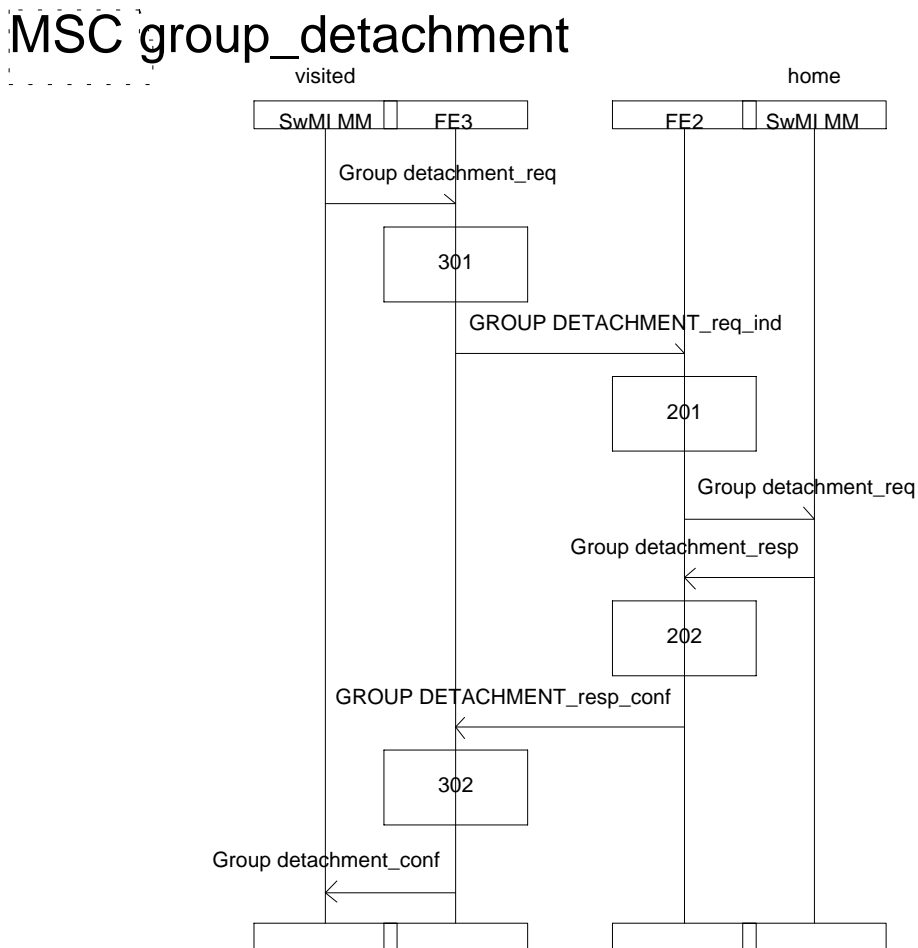


Figure 90: Visited SwMI MM initiated group detachment

### 30.1.2 Home SwMI MM initiated group detachment

Figure 91 illustrates the information flow sequence for the home SwMI MM initiated group detachment as defined in subclause 16.4 in the following case: 4).

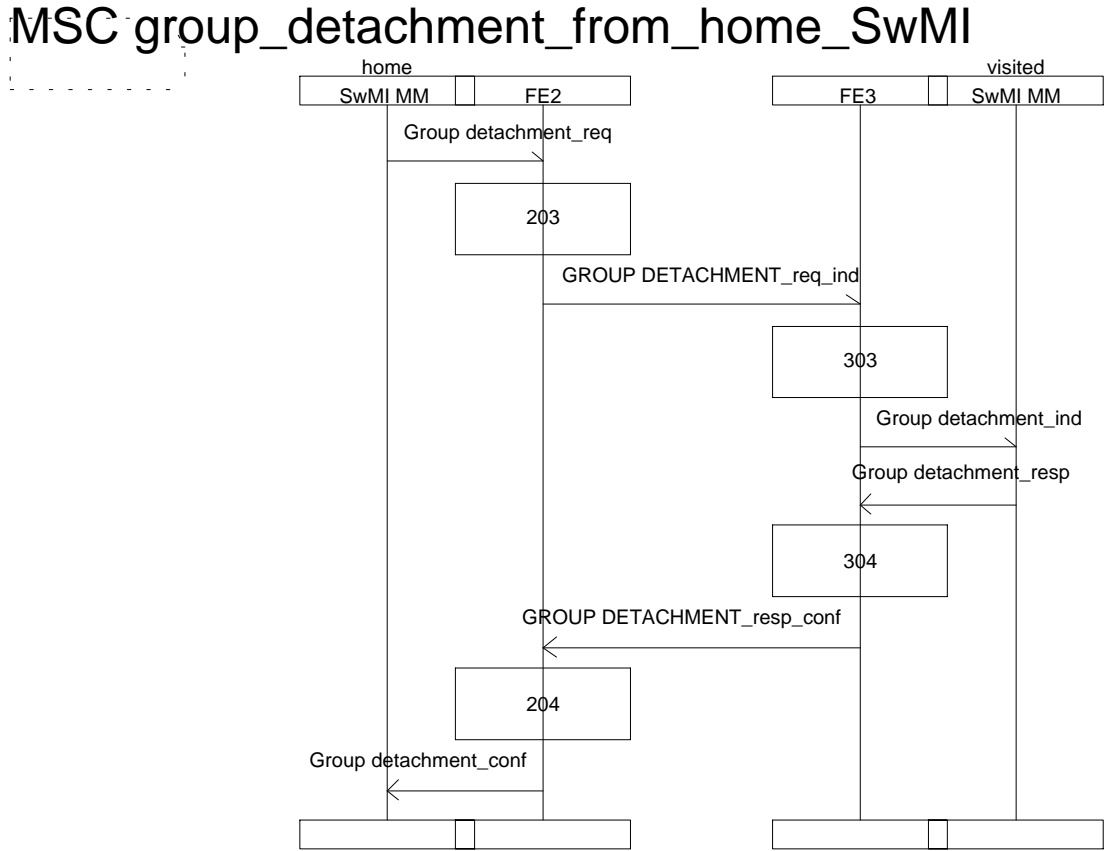


Figure 91: Home SwMI MM initiated group detachment

30.2 Exceptional operation

30.2.1 Rejection of visited SwMI MM initiated group detachment

Figure 92 illustrates the information flow sequence for the visited SwMI MM initiated group detachment when the group detachment has been initiated as defined in cases: 1) - 3).

MSC group\_det\_rejected\_by\_home\_SwMI

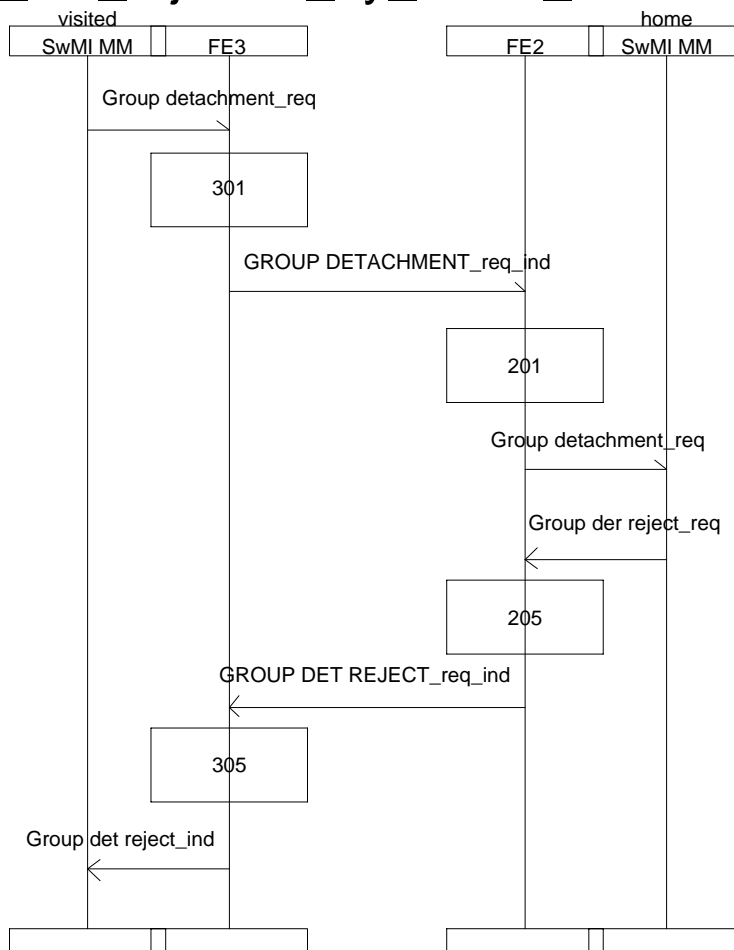


Figure 92: Rejection of visited SwMI MM initiated group detachment

### 30.2.2 Rejection of home SwMI MM initiated group detachment rejection

Figure 93 illustrates the information flow sequence for the home SwMI MM initiated group detachment when the group detachment has been initiated as defined in case: 4).

#### MSC group\_det\_from\_home\_SwMI\_rejected

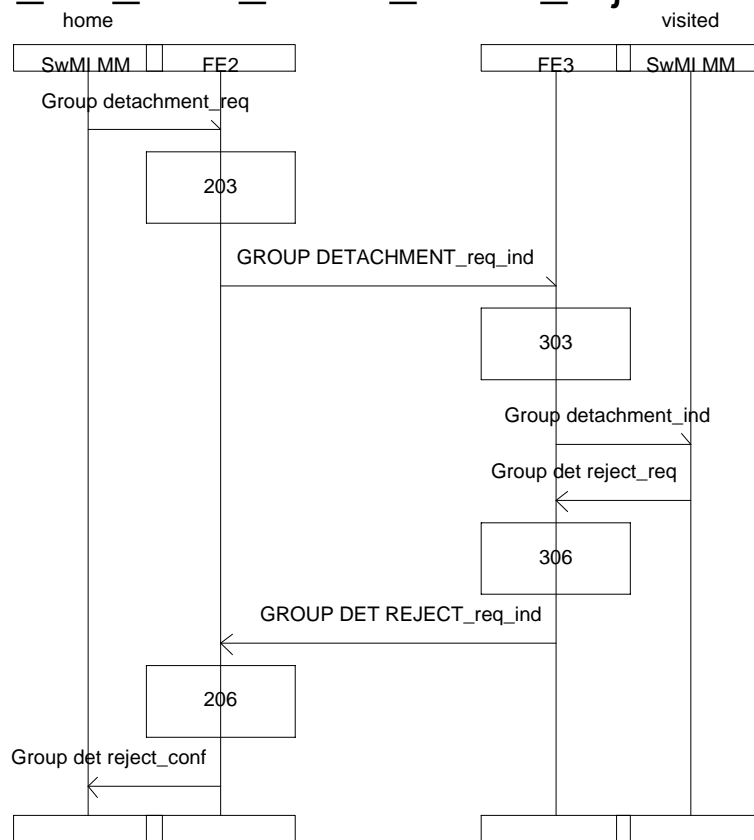


Figure 93: Rejection of home SwMI MM initiated group detachment rejection

### 30.3 FE actions

#### 30.3.1 FE actions of FE2

- 201 Upon receipt of the GROUP DETACHMENT\_ind containing the group detachment request, FE2 shall send the home SwMI MM the Group detachment\_ind.
- 202 Upon receipt of the Group detachment\_resp indicating that the group detachment has been successfully completed, FE2 shall send FE3 the GROUP DETACHMENT\_resp.
- 203 Upon receipt of the Group detachment\_req containing the group detachment request, FE2 shall send FE3 GROUP DETACHMENT\_req. The home SwMI MM shall re-invoke the service until successfully completed.
- 204 Upon receipt of the GROUP DETACHMENT\_conf indicating that the group detachment has been successfully completed, FE2 shall send the home SwMI MM Group detachment\_conf.
- 205 Upon receipt of the Group det reject\_req indicating that the group detachment has been rejected, FE2 shall send FE3 the GROUP DET REJECT\_req.
- 206 Upon receipt of GROUP DET REJECT\_ind indicating that the group detachment has been rejected, FE2 shall send the home SwMI MM the Group det reject\_ind.

**30.3.2 FE actions of FE3**

- 301 Upon receipt of Group detachment\_req containing the group detachment request, FE3 shall send FE2 the GROUP DETACHMENT\_req. The visited SwMI MM shall re-invoke the service until successfully completed.
- 302 Upon receipt of GROUP DETACHMENT\_conf indicating that the group detachment has been successfully completed, FE3 shall send the visited SwMI MM the Group detachment\_conf.
- 303 Upon receipt of the GROUP DETACHMENT\_ind containing the group detachment request, FE3 shall send the visited SwMI MM the Group detachment\_ind.
- 304 Upon receipt of the Group detachment\_resp indicating that the group detachment has been successfully completed, FE3 shall send FE2 the GROUP DETACHMENT\_resp.
- 305 Upon receipt of the GROUP DET REJECT\_ind indicating that the group detachment has been rejected, FE3 shall send the visited SwMI MM the Group det reject\_ind.
- 306 Upon receipt of Group det reject\_req indicating that the group detachment has been rejected, FE3 shall send FE2 the GROUP DET REJECT\_req.

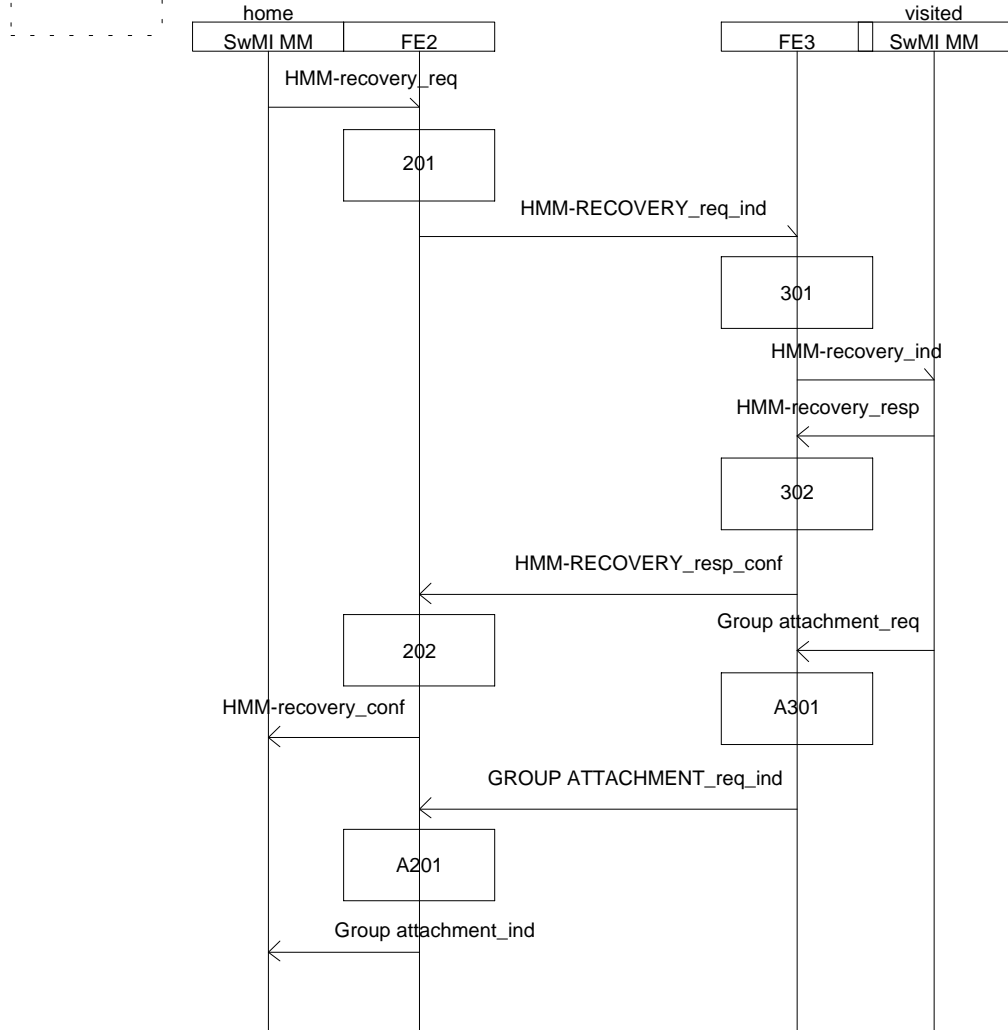
### 31 Group database recovery - stage 2 information flow sequences

#### 31.1 Normal operation

##### 31.1.1 G-HDR

Figure 93, 95 and 96 illustrate the information flow sequence for the G-HDR as defined in case 1) in subclause 17.4.

### MSC home\_SwMI\_initiated\_GDR\_1\_3



NOTE 1: The group recovery related group attachment request shall be sent for each subscriber having migration record in the G-VDB, having an attachment to the group and having the invoking SwMI as home SwMI. For simplicity the group attachment related group recovery sequence is shown only twice.

NOTE 2: In case of group recovery, if the SS profiles are sent, they shall be sent in conjunction with basic migration profiles.

Figure 94: G-HDR, sheet 1 of 3

# MSC home\_SwMI\_initiated\_GDR\_2\_3

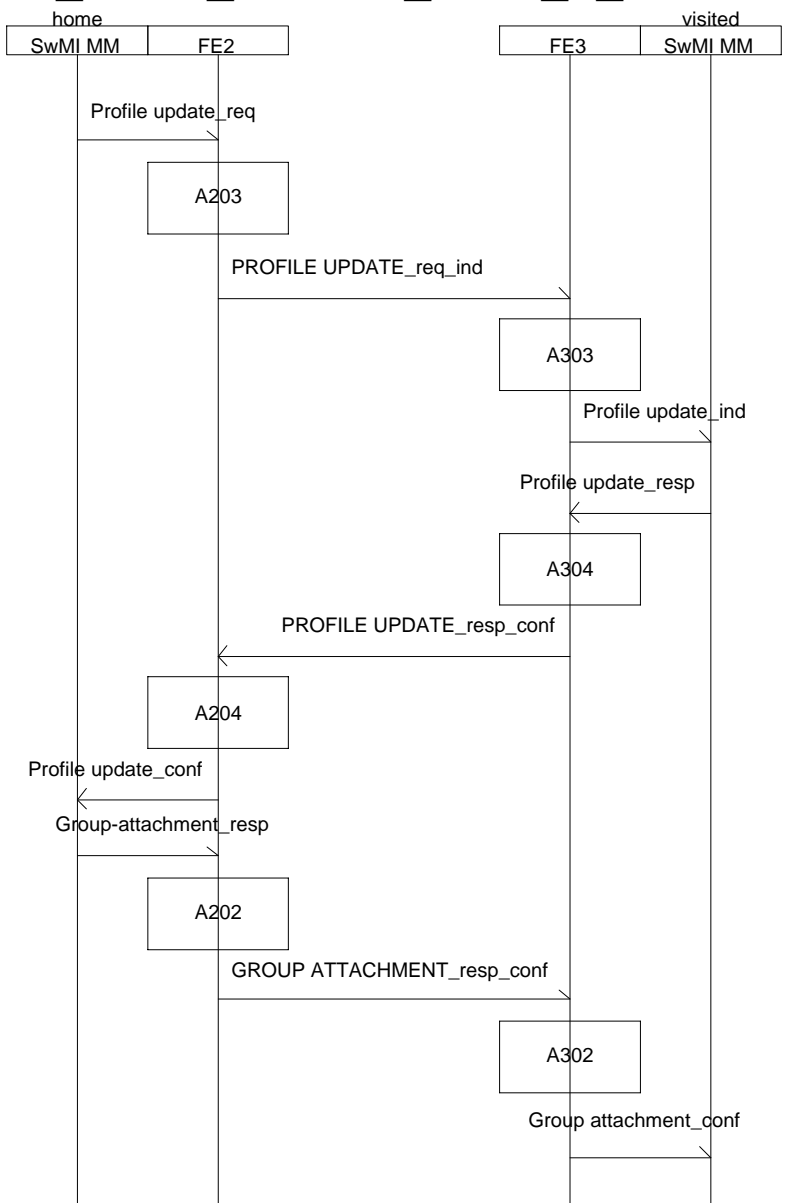
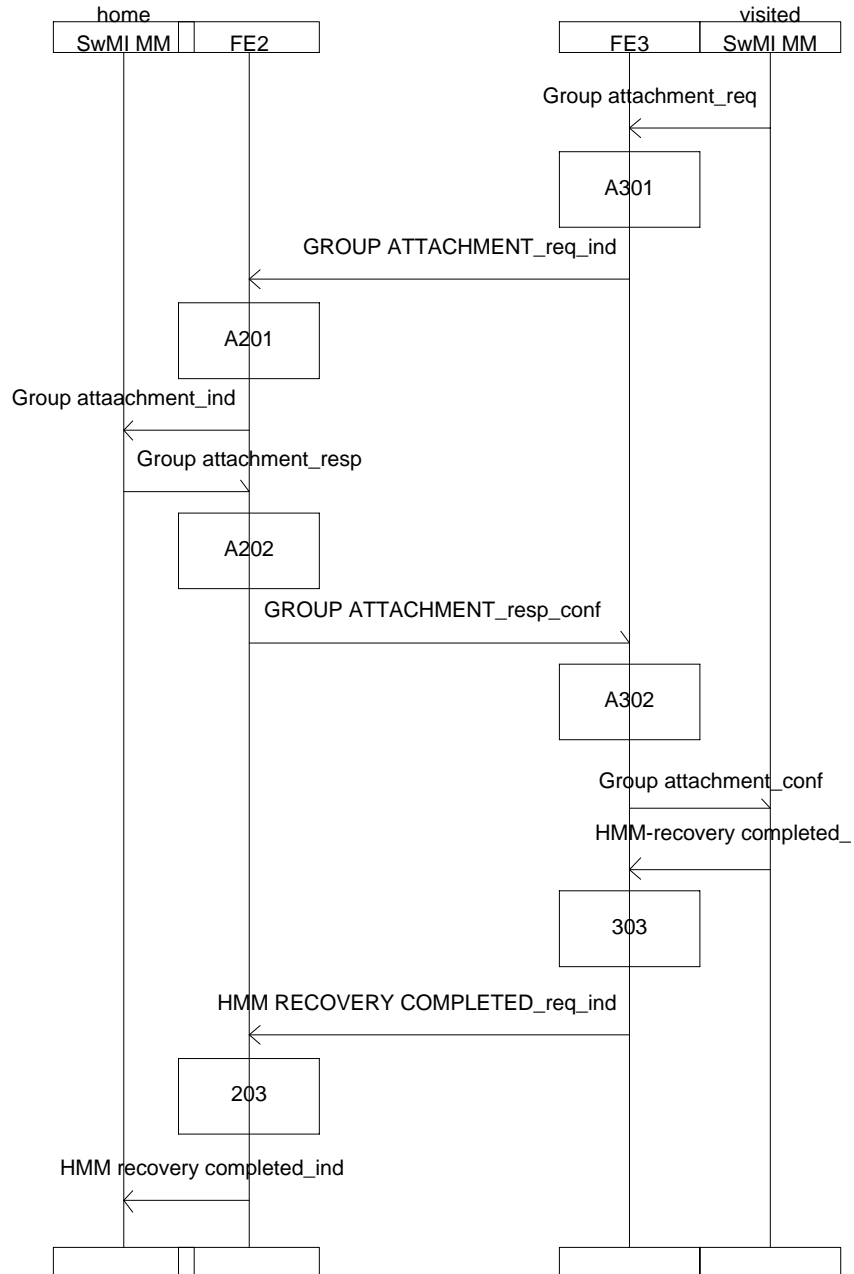


Figure 95: G-HDR, sheet 2 of 3



# MSC home\_SwMI\_initiated\_GDR\_3\_3



NOTE: Upon completion of the HMM recovery completed\_ind, the home SwMI MM may invoke the home SwMI MM initiated group attachment and group detachment services for each group attachment and group detachment that is recorded as valid in the visited SwMI MM but on which the virtual group attachment has not been invoked.

Figure 96: G-HDR, sheet 3 of 3

31.1.2 G-VDR

Figure 97, 98 and 99 illustrate the information flow sequence for the G-VDR as defined in case 2) in subclause 17.4.

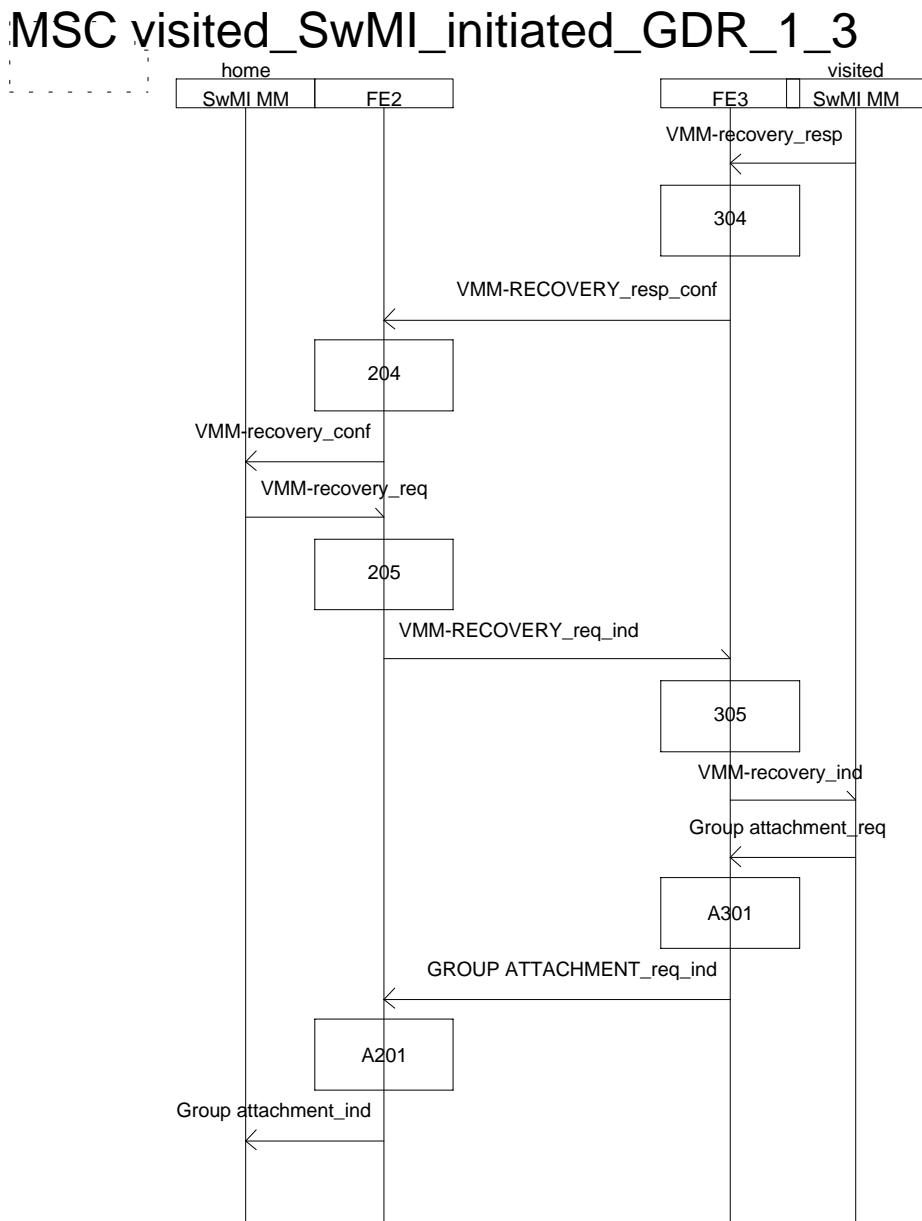


Figure 97: G-VDR, sheet 1 of 3

# MSC visited\_SwMI\_initiated\_GDR\_2\_3

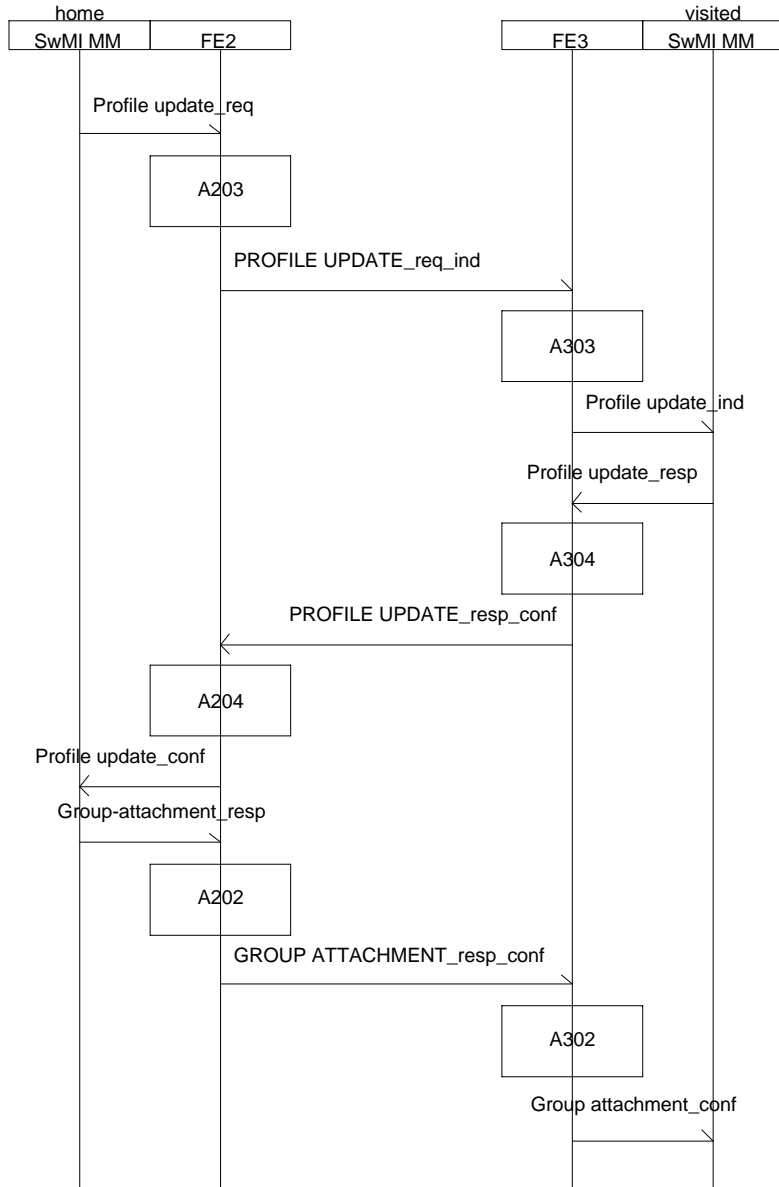
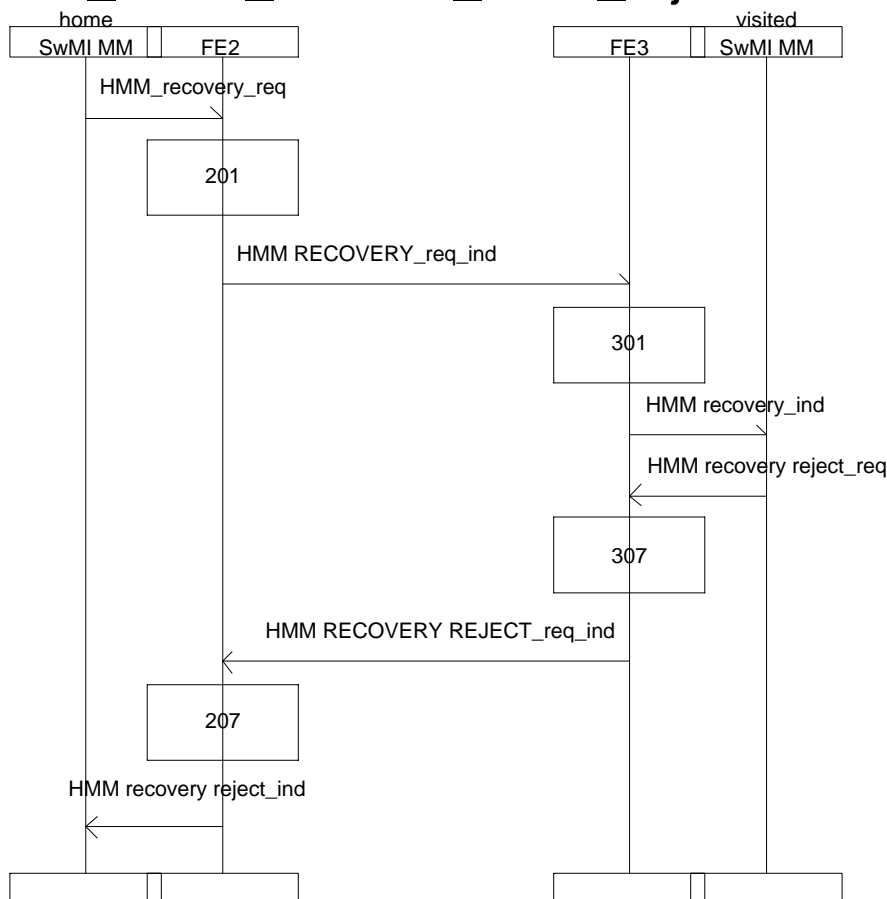


Figure 98: G-VDR, sheet 2 of 3

# MSC home\_SwMI\_initiated\_GDR\_rejection



NOTE: Upon completion of the HMM recovery completed\_ind, the home SwMI MM may invoke the home SwMI MM initiated group attachment and group detachment services for each group attachment and group detachment that is recorded as valid in the visited SwMI MM but on which the virtual group attachment has not been invoked.

Figure 99: G-VDR, sheet 3 of 3

31.2 Exceptional operation

31.2.1 Rejection of G-HDR

Figure 100 illustrates the information flow sequence for the rejection of the G-HDR that has been initiated as defined in case 1) in subclause 17.4.

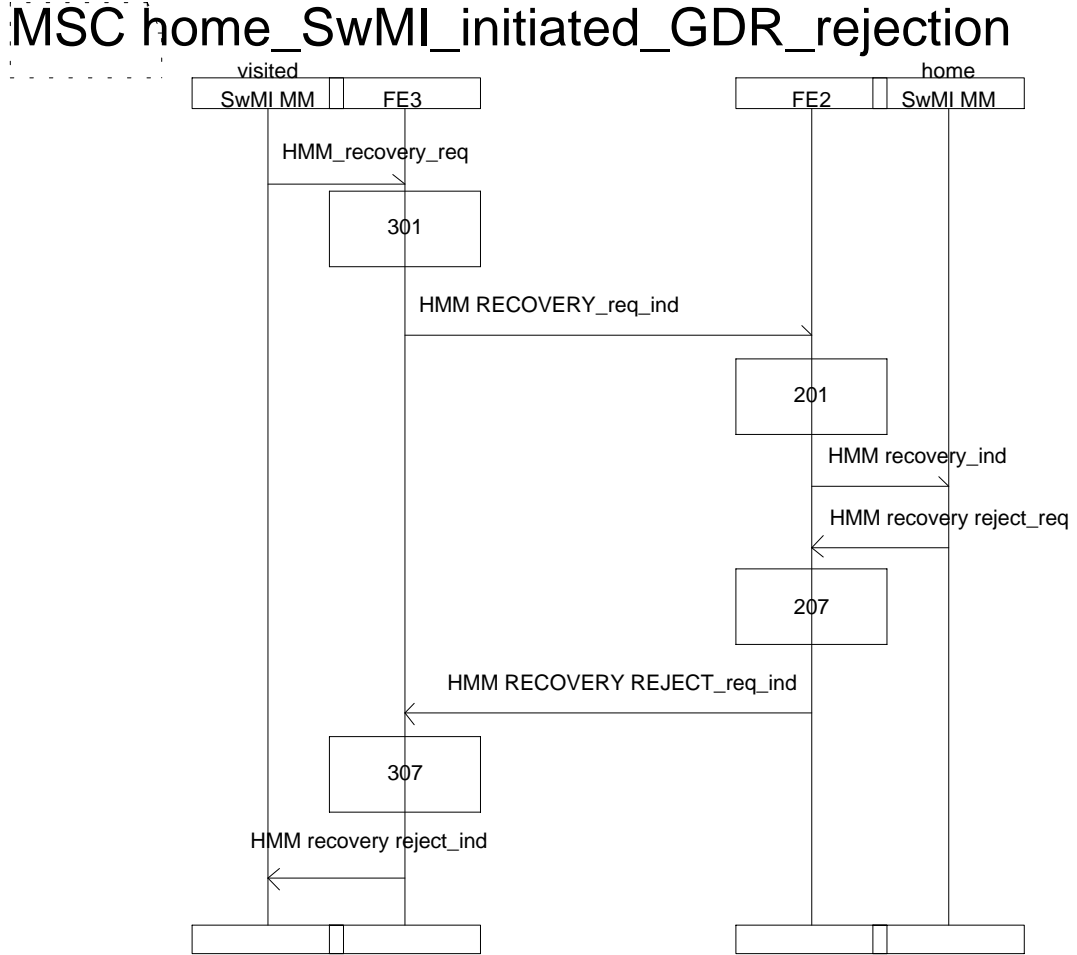


Figure 100: Rejection of G-HDR

31.2.2 Rejection of G-VDR

Figure 101 illustrates the information flow sequence for the rejection of the G-VDR that has been initiated as defined in case 2) in subclause 17.4.

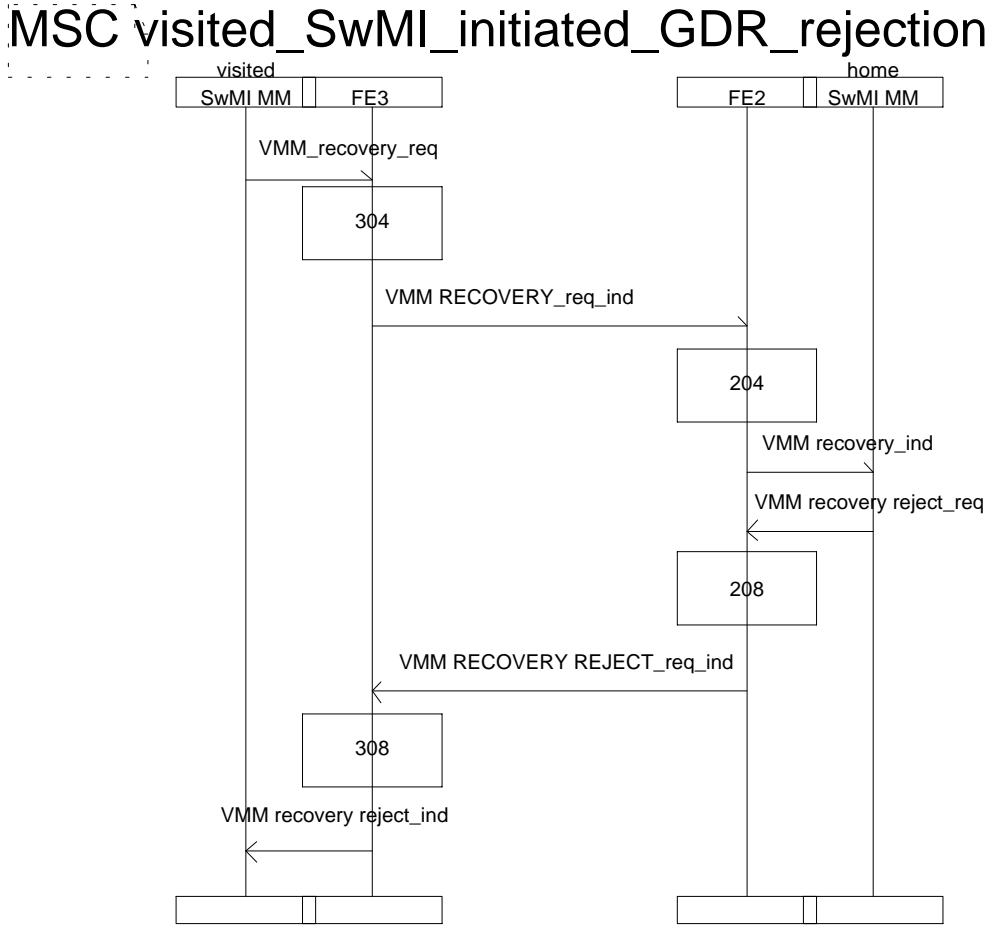


Figure 101: Rejection of G-VDR

31.3 FE actions

31.3.1 FE actions of FE2

- 201 Upon receipt of the HMM-recovery\_req requesting the invocation of the G-HDR, FE2 shall send FE3 the corresponding HMM-RECOVERY\_req.
- 202 Upon receipt of the HMM-RECOVERY\_conf confirming the invocation of the G-HDR, FE2 shall send the home SwMI MM the corresponding HMM-recovery\_conf.
- 203 Upon receipt of the HMM-RECOVERY\_COMPLETED\_ind indicating the completion of the G-HDR, FE2 shall send the home SwMI MM the corresponding HMM-recovery completed\_ind.
- 204 Upon receipt of the VMM-RECOVERY\_ind requesting the invocation of the G-VDR, FE2 shall send the home SwMI MM the corresponding VMM-recovery\_ind.
- 205 Upon receipt of the VMM-recovery\_resp confirming the invocation of the G-VDR, FE2 shall send FE3 the corresponding VMM-RECOVERY\_resp.
- 206 Upon receipt of the VMM-RECOVERY\_COMPLETED\_ind indicating the completion of the G-VDR, FE2 shall send home SwMI MM the corresponding VMM-recovery completed\_ind.
- 207 Upon receipt of HMM-RECOVERY REJECT\_ind indicating the rejection of the G-HDR, FE2 shall send the home SwMI MM the corresponding HMM-recovery reject\_ind.

- 208 Upon receipt of VMM recovery reject\_req indicating the rejection of the G-VDR, FE2 shall send FE3 the corresponding HMM-RECOVERY REJECT\_req.

The FE actions A2xx correspond to the actions 2xx as defined in subclause 29.3.1.

### 31.3.2 FE actions of FE3

- 301 Upon receipt of the HMM-RECOVERY\_ind requesting the invocation of the G-HDR, FE3 shall send the visited SwMI MM the corresponding HMM-recovery\_ind.
- 302 Upon receipt of the HMM-recovery\_resp confirming the invocation of the G-HDR, FE3 shall send FE2 the corresponding HMM-RECOVERY\_resp.
- 303 Upon receipt of the HMM-recovery completed\_req indicating the completion of the G-HDR, FE2 shall send FE3 the corresponding HMM-RECOVERY COMPLETED\_req.
- 304 Upon receipt of the VMM-recovery\_req requesting the invocation of the G-VDR, FE3 shall send FE2 the corresponding VMM-RECOVERY\_req.
- 305 Upon receipt of the VMM-RECOVERY\_conf confirming the invocation of the G-VDR, FE3 shall send the visited SwMI MM the corresponding VMM-recovery\_conf.
- 306 Upon receipt of the VMM-RECOVERY COMPLETED\_ind indicating the completion of the G-VDR, FE3 shall send the visited SwMI MM the corresponding VMM-recovery completed\_ind.
- 307 Upon receipt of HMM recovery reject\_req indicating the rejection of the G-HDR, FE3 shall send FE2 the corresponding HMM-RECOVERY REJECT\_req.
- 308 Upon receipt of HMM-RECOVERY REJECT\_ind indicating the rejection of the initiated G-VDR, FE3 shall send the home SwMI MM the corresponding HMM-recovery reject\_ind.

The FE actions A3xx correspond to the actions 3xx as defined in subclause 29.3.2.

## 32 Group linking/unlinking - stage 2 information flow scenarios

### 32.1 Normal operation

#### 32.1.1 Group linking

Void.

Figure 102: Void

Figure 103: Void

#### 32.1.2 Group unlinking

Void.

Figure 104: Void

#### 32.1.3 Remote group unlinking

Void.

Figure 105: Void

**32.2 Exceptional operation - group linking rejected by participating SwMI**

Void.

Figure 106: Void

Figure 107: Void

**32.3 FE actions****32.3.1 FE actions of FE5**

Void.

**32.3.2 FE actions of FE6**

Void.

**33 Definition of stage 2 information flows**

The information flow definitions define the information exchange requirements between the FEs in support of the ANF-ISIMM services. Consequently, the information exchange requirements that are due to protocol aspects are not included in the information flows, but are defined in the stage 3 PDU descriptions.

In the tables listing the service elements in information flows, the column headed "\_req\_ind" or "\_resp\_conf" indicates which of these service elements are mandatory (M), conditional (C) and optional (O) in the information flows. If the element is conditional, a note specifies when the element is present and when omitted.

**33.1 AUTHENTICATION DEMAND**

AUTHENTICATION DEMAND\_req\_ind shall be used to request the authentication parameters.

The information flow shall be sent from FE3 to FE1.

**Table 1: AUTHENTICATION DEMAND**

Service element	_req_ind
ISSI	M
MNI of the subscriber	M
MNI of the visited SwMI MM	M
Proprietary	O



### 33.2 AUTHENTICATION RESPONSE

AUTHENTICATION\_RESPONSE\_req\_ind shall be used to provide the visited SwMI MM with the authentication parameters.

The information flow shall be sent from FE1 to FE3.

**Table 2: AUTHENTICATION RESPONSE**

Service element	_req_ind
ISSI	M
Session Key (KS)	M
Random Seed (RS)	M
Session Key (KS')	M
Validity time type (once, hours, days, weeks, no limit)	M
Validity time (1..32)	C (note)
Proprietary	O
NOTE:	Information shall be present if the value of the Validity time type is "hours", "days" or "weeks".

### 33.3 AUTHENTICATION RESULT

AUTHENTICATION\_RESULT\_req\_ind shall be used to report the successful outcome of the authentication.

The information flow shall be sent from FE3 to FE1.

**Table 3: AUTHENTICATION RESULT**

Service element	_req_ind
ISSI	M
Authentication type (Mutual/subscriber/home SwMI MM)	M
Original/Subsequent use of parameters	M
MNI of the subscriber	C (note)
MNI of the visited SwMI MM	C (note)
Proprietary	O
NOTE:	The information element shall be included in the case of subsequent use of session authentication key parameters in the visited SwMI.

### 33.4 AUTH REJECT

AUTH\_REJECT\_req\_ind shall be used to report the rejected authentication or to reject the invoked authentication service.

The information flow shall be sent from FE3 to FE1 or from FE1 to FE3.

**Table 4: AUTH REJECT**

Service element	_req_ind
ISSI	M
Authentication rejection cause	M
Original/Subsequent use of parameters	M
MNI of the subscriber	C (note)
MNI of the visited SwMI MM	C (note)
Proprietary	O
NOTE:	The information element shall be included in the case of subsequent use of session authentication key parameters in the visited SwMI.

**33.5 DE-REGISTRATION**

DE-REGISTRATION\_req\_ind and DE-REGISTRATION\_resp\_conf shall be used to invoke the de-registration service across the ISI and to report the successful outcome, respectively.

The information flows shall be sent from FE3 to FE1 or from FE1 to FE3.

**Table 5: DE-REGISTRATION**

Service element	_req_ind	_resp_conf
ISSI	M	M
MNI of the subscriber	M	-
MNI of the subscriber	M	-
De-registration type: Subs initiated; Visited SwMI MM detected; Home SwMI MM initiated.	M	-
Proprietary	O	O
NOTE:	The element shall indicate the age of the de-registration.	

**33.6 DE-REG REJECT**

DE-REG REJECT\_req\_ind shall be used to reject the invoked de-registration service.

The information flow shall be sent from FE3 to FE1 or from FE1 to FE3.

**Table 6: DE-REG REJECT**

Service element	_req_ind
ISSI	M
De-registration rejection cause	M
Proprietary	O

**33.7 GROUP ATTACHMENT**

GROUP ATTACHMENT\_req\_ind and GROUP ATTACHMENT\_resp\_conf shall be used to request and indicate a group attachment and respond to the request or indication, respectively.

**Table 7: GROUP ATTACHMENT**

Service element	_req_ind	_resp_conf
GSSI	M	M
MNI (of the group)	O	-
MNI (of the visited SwMI MM)	O	-
First/Subsequent group attachment	M	M
Home/Visited SwMI MM initiated	M	M
Profile exchange support	M	-
Subscriber information in group profile support	M	-
ISSI	M	M
Pre-defined profile set reference(s), preferred set/used set	O	O
Pre-defined profile set reference(s), acceptable set	O	-
Recovery	M	M
Age stamp	O	O
PISN number digits (of the visited SwMI MM)	O	-
PISN number digits (of the home SwMI MM)	-	O
Proprietary	O	O

**33.8 GROUP ATT REJECT**

GROUP ATT REJECT\_req\_ind shall be used to indicate the rejection of requested group attachment.

Table 8: GROUP ATT REJECT

Service element	_req_ind
GSSI	M
First/Subsequent group attachment	M
ISSI	M
Group attachment rejection cause	M
Recovery	M
Age stamp	O
Proprietary	O

### 33.9 GROUP DETACHMENT

GROUP DETACHMENT\_req\_ind and GROUP DETACHMENT\_resp\_conf shall be used to indicate the group detachment and respond to the indication, respectively.

Table 9: GROUP DETACHMENT

Service element	_req_ind	_resp_conf
GSSI	M	M
MNI (of the group)	M	-
MNI (of the visited SwMI MM)	M	-
Last/Not last group detachment	M	M
ISSI (detached from the group)	M	M
Recovery (recovery/no recovery)	M	M
Age stamp	O	O
Proprietary	O	O

### 33.10 GROUP DET REJECT

GROUP DET REJECT\_req\_ind shall be used to indicate the rejection of requested group detachment.

Table 10: GROUP DET REJECT

Service element	_req_ind
GSSI	M
Last/Not last group detachment	M
ISSI	M
Group detachment rejection cause	M
Recovery	M
Age stamp	O
Proprietary	O

### 33.11 HMM RECOVERY

HMM RECOVERY\_req\_ind shall be sent to invoke the I-HMM and the G-HDR; HMM RECOVERY\_resp\_conf shall be sent to acknowledge the invocation.

The request/indication information flow shall be sent:

- in the case of I-HMM recovery, from FE1 to FE3; and
- in the case of G-HDR, from FE2 to FE3.

The response/confirm information flow shall be sent:

- in the case of I-HMM recovery, from FE3 to FE1; and
- in the case of G-HDR, from FE1 to FE3.

Table 11: HMM RECOVERY

Service element	_req_ind	_resp_conf
Recovery type (I-HMM or G-HDR)	M	M
MNI of the home SwMI MM	M	M
MNI of the visited SwMI MM	M	M
Proprietary	O	O

**33.12 HMM RECOVERY COMPLETED**

HMM RECOVERY COMPLETED\_req\_ind shall be used to report the completion of the I-HMM and the G-HDR.

The request/indication information flow shall be sent:

- in the case of I-VMM recovery, from FE1 to FE3; and
- in the case of G-VDR, from FE2 to FE3.

Table 12: HMM RECOVERY COMPLETED

Service element	_req_ind
Recovery type (ind. subscriber or group)	M
MNI of the home SwMI MM	M
MNI of the visited SwMI MM	M
Proprietary	O

**33.13 HMM RECOVERY REJECT**

HMM RECOVERY REJECT\_req\_ind shall be used to reject the I-HMM and the G-HDR.

The request/indication information flow shall be sent:

- in the case of I-HMM recovery, from FE3 to FE1; and
- in the case of G-HDR, from FE3 to FE2.

Table 13: HMM RECOVERY REJECT

Service element	_req_ind
Recovery type (ind. Subscriber or group)	M
MNI of the home SwMI MM	M
MNI of the visited SwMI MM	M
Recovery rejection cause	M
Proprietary	O

**33.14 LINKING**

Void.

**Table 14: Void**

**33.15 LINKING COMMAND**

Void.

**Table 15: Void**

**33.16 LINKING REJECT**

Void.

**Table 16: Void**

**33.17 MIGRATION**

MIGRATION\_req\_ind and MIGRATION\_resp\_conf shall be used to validate the individual subscriber's migration and to grant the requested migration, respectively.

The request/indication information flow shall be sent from FE3 to FE1; the response/confirm information flow shall be sent from FE1 to FE3.

**Table 17: MIGRATION**

Service element	_req_ind	_resp_conf
ISSI	M	M
MNI (of the individual subscriber)	M	-
MNI (of the visited SwMI MM)	M	-
Migration type	M	M
Restricted migration support	M	-
Pre-defined profile set references	M	M
Profile exchange support	M	-
Group information in subscriber profile support	M	-
Authentication invocation	M	-
Recovery	M	M
Call restoration support	M	-
Age stamp	O	-
PISN number digits (of the visited SwMI MM)	O	-
PISN number digits (of the home SwMI MM)	-	O
Proprietary	O	O

**33.18 MIGRATION REJECT**

MIGRATION REJECT\_req\_ind and MIGRATION REJECT\_resp\_conf shall be used to reject the individual subscriber's migration and to acknowledge the rejection, respectively.

The request/indication information flow shall be sent from FE1 to FE3 or from FE3 to FE1; the response/confirm information flow shall be sent from FE1 to FE3.

**Table 18: MIGRATION REJECT**

Service element	_req_ind	_resp_conf
ISSI	M	M
Migration rejection cause	M	-
Recovery	M	M
MNI (of the individual subscriber)	O	-
Proprietary	O	O

**33.19 OTAR-KEY DEMAND**

OTAR-KEY DEMAND\_req\_ind shall be used to invoke the OTAR SCK delivery service across the ISI from the visited SwMI MM.

The information flow shall be sent from FE3 to FE1.

**Table 19: OTAR-KEY DEMAND**

Service element	_req_ind
ISSI	M
MNI of the subscriber	M
MNI of the visited SwMI MM	M
SCKN(s)	M
Proprietary	O

**33.20 OTAR-KEY PROVIDE**

OTAR-KEY PROVIDE\_req\_ind shall be used to convey the requested OTAR SCK delivery service parameters or to invoke the service across the ISI from the home SwMI MM.

The information flow shall be sent from FE3 to FE1 or from FE1 to FE3.

**Table 20: OTAR-KEY PROVIDE**

Service element	_req_ind
ISSI	M
RSO	M
SCKN(s)	M (note 1)
SCK-VN(s)	M (note 1)
SSCK(s)	M (note 1)
Home/Visited SwMI MM initiated	M
MNI of the subscriber	C (note 2)
MNI of the visited SwMI MM	C (note 2)
Proprietary	O
NOTE 1:	One SCKN, SCK-VN and SSCK shall form a set.
NOTE 2:	The information shall be present if the OTAR SCK delivery service is invoked by the home SwMI MM.

**33.21 OTAR-KEY REJECT**

OTAR-KEY REJECT\_req\_ind shall be used to reject the invoked OTAR SCK delivery service or to report the unsuccessful outcome of the OTAR SCK delivery service in the visited SwMI.

The information flow shall be sent from FE3 to FE1 or from FE1 to FE3.

**Table 21: OTAR-KEY REJECT**

Service element	_req_ind
ISSI	M
OTAR SCK key rejection cause	M
Proprietary	O

**33.22 OTAR-KEY RESULT**

OTAR-KEY PROVIDE\_req\_ind shall be used to report the successful outcome of the OTAR SCK delivery service.

The information flow shall be sent from FE3 to FE1.

**Table 22: OTAR-KEY RESULT**

Service element	_req_ind
ISSI	M
SCK number and result	M (note)
Proprietary	O
NOTE: The element may be repeated.	

**33.23 OTAR-PARAM DEMAND**

OTAR- PARAM DEMAND\_req\_ind shall be used to invoke the OTAR SCK generation service across the ISI.

The information flow shall be sent from FE3 to FE1.

**Table 23: OTAR-PARAM DEMAND**

Service element	_req_ind
ISSI of the subscriber	M
MNI of the subscriber	M
MNI of the visited SwMI MM	M
Proprietary	O

**33.24 OTAR-PARAM PROVIDE**

OTAR-KEY PARAM\_req\_ind shall be used to convey the OTAR SCK generation service parameters.

The information flow shall be sent from FE1 to FE3.

**Table 24: OTAR-PARAM PROVIDE**

Service element	_req_ind
ISSI	M
KSO	M
RSO	M
Validity time (once, hours, days, weeks, no limit)	M
Proprietary	O

**33.25 OTAR-PARAM REJECT**

OTAR- PARAM REJECT\_req\_ind shall be used to reject the invoked OTAR SCK generation service or to report the unsuccessful outcome of the OTAR SCK generation service in the visited SwMI.

The information flow shall be sent from FE1 to FE3 or from FE3 to FE1.

**Table 25: OTAR-PARAM REJECT**

Service element	_req_ind
ISSI	M
OTAR SCK parameter rejection cause	M
SCK number (SCKN)	M
Original/Subsequent use of parameters	M
MNI of the subscriber	C (note)
MNI of the visited SwMI MM	C (note)
Proprietary	O
NOTE:	The information element shall be included in the case of subsequent use of OTAR SCK generation parameters in the visited SwMI.

**33.26 OTAR-PARAM RESULT**

OTAR- PARAM PROVIDE\_req\_ind shall be used to report the successful outcome of the OTAR SCK generation service.

The information flow shall be sent from FE3 to FE1.

**Table 26: OTAR-PARAM RESULT**

Service element	_req_ind
ISSI	M
SCK number (SCKN)	M
Original/Subsequent use of parameters	M
MNI of the subscriber	C (note)
MNI of the visited SwMI MM	C (note)
Proprietary	O
NOTE:	The information element shall be included in the case of subsequent use of OTAR SCK generation parameters in the visited SwMI.

**33.27 PROFILE REJECT**

PROFILE REJECT\_req\_ind shall be used to reject the profile update.

The flow shall be sent from FE3 to FE1 or from FE3 to FE2.

**Table 27: PROFILE REJECT**

Service element	_req_ind
ISSI or GSSI	M
Profile rejection cause	M
Recovery (recovery/no recovery)	M
Proprietary	O



**33.28 PROFILE UPDATE**

PROFILE UPDATE\_req\_ind and PROFILE UPDATE\_resp\_conf shall be used to invoke the profile update service across the ISI and to report the successful outcome of the service, respectively.

The request/indication information flow shall be sent from FE1 to FE3 or from FE2 to FE3; the response/confirm information flow shall be sent from FE3 to FE1 or from FE3 to FE2.

**Table 28: PROFILE UPDATE**

Service element	_req_ind	_resp_conf
SSI (ISSI or GSSI)	M	M
MNI (of the ind. subscriber or of the group)	O	-
MNI (of the visited SwMI MM)	O	-
Profile type (individual subscriber/group)	M	M
Basic migration profile (original)	M	-
Basic migration profile info	-	M
Basic migration profile (temporary)	-	C (note)
SS-profile update indicator	M	-
Recovery (recovery/no recovery)	M	M
Proprietary	O	O
NOTE:	The information shall be present if the value of the "Basic migration profile info" is "Redefined by the visited SwMI MM", otherwise the element shall be omitted.	

**33.29 REMOTE UNLINKING**

Void.

**Table 29: Void****33.30 REMOVE REJECT**

REMOVE REJECT\_req\_ind shall be used to reject the invoked RSI service.

The flow shall be sent from FE3 to FE1.

**Table 30: REMOVE REJECT**

Service element	_req_ind
ISSI	M
MNI (of the subscriber)	M
RSI rejection cause	M
Recovery	M
Proprietary	O

**33.31 REMOVE SUBS**

REMOVE SUBS\_req\_ind and REMOVE SUBS\_resp\_conf shall be used to invoke the RSI service across the ISI and to report the successful outcome of the service, respectively.

The request/indication information flow shall be sent from FE1 to FE3; the response/confirm information flow shall be sent from FE3 to FE1.

Table 31: REMOVE SUBS

Service element	_req_ind	_resp_conf
ISSI	M	M
MNI (of the subscriber)	M	M
MNI (of the previous visited SwMI MM)	M	-
Migration type	M	-
Call restoration support (of the visited SwMI)	M	-
Forced removal	O	-
MNI (of the visited SwMI)	C (note 1)	-
PISN number (of the visited SwMI MM)	C (note 1)	-
Recovery	M	M
Age stamp	C (note 2)	-
Proprietary	O	O
NOTE 1:	The element shall be present if the Migration type is either Migration with call restoration or Restricted migration with call restoration and if the Call restoration support (of the visited SwMI MM) is Supported.	
NOTE 2:	The element shall be included if the age of the recorded migration is not zero.	

### 33.32 SS-PROFILE REJECT

SS-PROFILE REJECT\_req\_ind shall be used to reject the invoked SS-profile update service.

The flow shall be sent from FE3 to FE1 or from FE3 to FE2.

Table 32: SS-PROFILE REJECT

Service element	_req_ind
ISSI or GSSI	M
SS-profile rejection cause	M
Recovery (recovery/no recovery)	M
Proprietary	O

### 33.33 SS-PROFILE UPDATE

SS-PROFILE UPDATE\_req\_ind and SS-PROFILE UPDATE\_resp\_conf shall be used to invoke the SS-profile update service across the ISI and to report the successful outcome of the service, respectively.

The request/indication information flow shall be sent from FE1 to FE3 or from FE2 to FE3; the response/confirm information flow shall be sent from FE3 to FE1 or from FE3 to FE2.

Table 33: SS-PROFILE UPDATE

Service element	_req_ind	_resp_conf
ISSI or GSSI	M	M
MNI (of the ind. subscriber or of the group)	O	-
MNI (of the visited SwMI MM)	O	-
Profile type (individual subscriber/group)	M	M
Recovery (recovery/no recovery)	M	M
SS-migration profile(s) (original)	M	-
Not supported SSs	-	C
Temporary SS-migration profile info	-	O (note)
Proprietary	O	O
NOTE:	The element may be repeated; one element shall contain information on one temporary SS-migration profile.	

**33.34 UNLINKING**

Void.

**Table 34: Void**

**33.35 UNLINKING REJECT**

Void.

**Table 35: Void**

**33.36 VMM RECOVERY**

VMM RECOVERY\_req\_ind shall be sent to invoke the I-VMM and the G-VDR; VMM RECOVERY\_resp\_conf shall be sent to acknowledge the invocation.

The request/indication information flow shall be sent:

- in the case of I-VMM recovery, from FE1 to FE3; and
- in the case of G-VDR, from FE2 to FE3.

The response/confirm information flow shall be sent:

- in the case of I-VMM recovery, from FE3 to FE1; and
- in the case of G-VDR, from FE1 to FE3.

**Table 36: VMM RECOVERY**

Service element	_req_ind	_resp_conf
Recovery type (I-VMM or G-VDR)	M	-
MNI of the visited SwMI MM	M	M
MNI of the home SwMI MM	M	M
Proprietary	O	O

**33.37 VMM RECOVERY COMPLETED**

VMM RECOVERY COMPLETED\_req\_ind shall be used to report the completion of the I-VMM and the G-VDR.

The request/indication information flow shall be sent:

- in the case of I-VMM recovery, from FE1 to FE3; and
- in the case of G-VDR, from FE2 to FE3.

**Table 37: VMM RECOVERY COMPLETED**

Service element	_req_ind
Recovery type (I-VMM or G-VDR)	M
MNI of the visited SwMI MM	M
MNI of the home SwMI MM	M
Proprietary	O

**33.38 VMM RECOVERY REJECT**

VMM RECOVERY REJECT\_req\_ind shall be used to reject the I-VMM and the G-VDR.

The request/indication information flow shall be sent:

- in the case of I-VMM recovery, from FE1 to FE3; and
- in the case of G-VDR, from FE2 to FE3.

**Table 38: VMM RECOVERY REJECT**

<b>Service element</b>	<b>_req_ind</b>
Recovery type (ind. subscriber or group)	M
MNI of the visited SwMI MM	M
MNI of the home SwMI MM	M
Recovery rejection cause	M
Proprietary	O

**33.39 Profiles**

In the tables listing the information elements of the profile, the columns headed "Request/Indication" and "Response/Confirmation" indicate which of these information elements are mandatory (M), which are optional (O), which are conditional (C), and which are not used (-) in the request or response information flow.

**33.39.1 Basic migration profiles****33.39.1.1 Group basic migration profile (original and temporary)**

Table 39 defines the contents of a basic migration profile (original and temporary) for group.

Table 39: Group basic migration profile (original and temporary)

Information element	Request/Indication	Response/Confirmation
Profile status	M	M
Point-to-multipoint service	M	M
Point-to-multipoint acknowledged service	M	M
Point-to-multipoint broadcast service	M	M
Speech service	M	M
Circuit mode unprotected data service	M	M
Circuit mode protected (low) data service	M	M
Circuit mode protected (high) data	M	M
Interleaving depth	M	M
SCLNS	M	M
IP service	M	M
AI encryption state list	M	-
AI encryption state	-	M
End-to-end encryption service	M	M
Group attachment/detachment	M	M
Number of SS-information	M	M
SS information	C (note 1)	-
SS type (note 2)	M	
SS status (note 2)	M	
SS information response	-	C (note 1)
SS type (note 3)		M
SS response status (note 3)		M
Default SS information	M	M
SDS profile	O	O
Pre-defined short message	M	
User defined short message	M	
User defined Data 1	M	
User defined Data 2	M	
User defined Data 3	M	
User defined Data 4	M	
Maximum number of timeslots	O	O
Call time-out timer (T310)	O	O
Call time-out set-up phase timer (T301)	O	O
Group priority	O	-
Subscriber information	O (repeatable)	-
ITSI	M	
Subscriber status	M	
Class of usage	M	
Proprietary	O	

(continued)

Table 39 (concluded): Group basic migration profile (original and temporary)

Information element	Request/Indication	Response/Confirmation
Subscriber information in group profile not supported	-	O
Proprietary	O	O
NOTE 1:	The element shall appear as many times as indicated by the element "Number of SS-information".	
NOTE 2:	The information element shall refer to a given supplementary service. The SS type field shall indicate to which supplementary service the information element refers, the status shall assume the following values: <b>supported with SS-migration profile:</b> This value downloaded from home SwMI to the visited SwMI indicates that the given supplementary service shall be applied to the subscriber in the visited SwMI. The corresponding original SS-migration profile will be sent to the visited SwMI. <b>supported without SS-migration profile:</b> This value downloaded from home SwMI to the visited SwMI indicates that the given supplementary service shall be applied to the subscriber in the visited SwMI. No original SS-migration profile will be sent to the visited SwMI for the supplementary service. <b>not supported:</b> this value indicates that the home SwMI requests the supplementary service not to be supported for the subscriber in the visited SwMI This information element shall be repeatable. If the receiving SwMI does not understand the type of a given SS, it shall ignore the SS-information. It shall be used only in profile replacement or update.	
NOTE 3:	The information element shall refer to a given supplementary service. The SS type field shall indicate to which supplementary service the information element refers, the response status shall assume the following values: <b>not subscribed:</b> this value indicate that the given supplementary service is not supported by the visited SwMI to the migrated user. <b>subscribed:</b> this value indicate that the given supplementary service is supported by the visited SwMI to the migrated user. This information element shall be repeatable. It shall be used only in profile response.	

### 33.39.1.2 Individual basic migration profile

Table 40 defines the contents of the basic migration profile for an individual subscriber.

Table 40: Individual basic migration profile

Information element	Request/Indication	Response/confirmation
Profile status	M	M
Point-to-point service	M	M
Point-to-multipoint service	M	M
Point-to-multipoint acknowledged service	M	M
Point-to-multipoint broadcast service	M	M
Speech service	M	M
Circuit mode unprotected data service	M	M
Circuit mode protected (low) data service	M	M
Circuit mode protected (high) data service	M	M
Interleaving depth	M	M
Duplex service	M	M
CONS	M	M
SCLNS	M	M
IP service	M	M
Authentication service	M	M
OTAR SCK generation service	M	M

(continued)

Table 40 (concluded): Individual basic migration profile

Information element	Request/Indication	Response/ confirmation
OTAR SCK delivery service	M	M
AI encryption state list	M	-
AI encryption state	-	M
End-to-end encryption service	M	M
Number of SS-information	M	M
SS-information	C (note 1)	-
SS type (note 2)	M	
SS status (note 2)	M	
SS-information response	-	C (note 1)
SS type (note 3)		M
SS response status (note 3)		M
Default SS-information	O	O
SDS profile	O	O
Pre-defined short message	M	
User defined short message	M	
User defined Data 1	M	
User defined Data 2	M	
User defined Data 3	M	
User defined Data 4	M	
Advanced link service	O	O
Maximum number of timeslots	O	O
Call time-out timer (T310)	O	O
Call time-out set-up phase timer (T301)	O	O
Group information	O (repeatable)	O (repeatable)
GTSI	M	M
Subscriber status	M	M
Class of usage	M	M
Proprietary	O	O
Proprietary	O	O
NOTE 1:	The element shall appear as many times as indicated by the element "Number of SS-information".	
NOTE 2:	The information element shall refer to a given supplementary service. The SS type field shall indicate to which supplementary service the information element refers, the status shall assume the following values: <b>supported with SS-migration profile:</b> This value downloaded from home SwMI to the visited SwMI indicates that the given supplementary service shall be applied to the subscriber in the visited SwMI. The corresponding original SS-migration profile will be sent to the visited SwMI. <b>supported without SS-migration profile:</b> This value downloaded from home SwMI to the visited SwMI indicates that the given supplementary service shall be applied to the subscriber in the visited SwMI. No original SS-migration profile will be sent to the visited SwMI for the supplementary service. <b>not supported:</b> this value indicates that the home SwMI requests the supplementary service not to be supported for the subscriber in the visited SwMI This information element shall be repeatable. If the receiving SwMI does not understand the type of a given SS, it shall ignore the SS-information. It shall be used only in profile replacement or update.	
NOTE 3:	The information element shall refer to a given supplementary service. The SS type field shall indicate to which supplementary service the information element refers, the response status shall assume the following values: <b>not subscribed:</b> this value indicate that the given supplementary service is not supported by the visited SwMI to the migrated user. <b>subscribed:</b> this value indicate that the given supplementary service is supported by the visited SwMI to the migrated user. This information element shall be repeatable. It shall be used only in profile response.	

**33.39.2 SS-migration profile (original and temporary)**

Table 41 defines the contents of the SS-migration profile (original and temporary) for an individual subscriber or a group.

**Table 41: SS-migration profile (original and temporary)**

Information element	Request/Indication	Response/confirmation
SS-type	M	M
Profile status	M	M
SS-ISI-PROFILE (original) (note)	O	-
SS type	M	
SS parameters	M	
SS-ISI-PROFILE (temporary) (note)	-	O
SS type		C
SS parameters		C
NOTE:	The contents and use of the Original and Temporary SS-ISI-PROFILES of each supplementary service shall be defined as part of the supplementary service description, see ETS 300 392-12 [4].	

**33.39.3 Relation between subscribers and group**

There are two modes to relate subscribers and group over ISI:

- include "Group information" in subscriber profiles; or
- include "Subscriber information" in group profiles.

It is mandatory to support at least one of the two modes. These information elements shall be repeatable. The list of information might not be complete, i.e., only a part of a user's group membership or a group's member might be sent. The visited SwMI may discard information on user-group relations if it finds it unsuitable.

The visited SwMI shall indicate if it supports the respective mode as part of the respective location update and group attachment messages, in order to avoid the sending of unusable information.

If also the home SwMI supports the same mode as the visited SwMI, it may send information on user-group relations in this mode. In this case, explicit GROUP\_ATTACHMENT\_req\_ind shall be issued to the home SwMI MM at every group attachment regardless of the type of the individual subscriber, e.g. even if the individual subscriber is not an important member of the group and exchange of group attachments are requested over the ISI for that group for important members only.

**34 ANF-ISIMM encoding requirements - stage 3**

This clause starts the ANF-ISIMM stage 3 description. The stage 3 description defines the protocol aspects of the services. This clause defines the structure and the encoding of the ANF-ISIMM PDUs and their information elements; the following clause defines the ANF-ISIMM protocol using the SDL conventions and the procedures referred in the SDL descriptions; the last clause defines the ANF-ISIMM specific additions of the ISI GFP.

**34.1 ANF-ISIMM PDU description tables**

This subclause defines the ANF-ISIMM PDUs that shall be used for the ANF-ISIMM protocol. The general encoding rules defined for MM PDUs, see ETS 300 392-2 [1], clause 16, shall be applicable for the ANF-ISIMM PDUs. In addition, when a constant length information element is conditional on a type 1 or type 2 information element, then that element is of type 1 and there is no preceding P-bit linked to that element.

NOTE: The conditional type 1 element can be also after a type 2 element and the type only defines the PDU encoding not the optionality of the information element.



Each ANF-ISIMM PDU shall correspond to the information flow having the same name, defined in clause 5, except that "\_req\_ind" is omitted from the PDU name and "\_resp\_conf" is replaced by "RESPONSE" in the PDU name.

### 34.1.1 AUTHENTICATION DEMAND

The PDU shall be used to request the authentication parameters.

Direction: visited SwMI MM to home SwMI MM  
 Response to: none  
 Response expected: AUTHENTICATION RESPONSE

**Table 42: AUTHENTICATION DEMAND**

Information element	Length	Type	C/O/M	Remark
PDU type	6	1	M	
ANF-ISIMM invoke id	16	1	M	
ISSI	24	1	M	
MNI (of the subscriber)	24	1	M	
MNI (of the visited SwMI MM)	24	1	M	
Proprietary		3	O	

### 34.1.2 AUTHENTICATION RESPONSE

The PDU shall be used to provide the visited SwMI MM with the authentication parameters.

Direction: home SwMI MM to visited SwMI MM  
 Response to: AUTHENTICATION DEMAND  
 Response expected: AUTHENTICATION RESULT or none

**Table 43: AUTHENTICATION RESPONSE**

Information element	Length	Type	C/O/M	Remark
PDU type	6	1	M	
ANF-ISIMM invoke id	16	1	M	
ISSI	24	1	M	
Session Key (KS)	128	1	M	note 1
Random Seed (RS)	80	1	M	note 1
Session Key (KS')	128	1	M	note 1
Validity time type	3	1	M	
Validity time	5	1	C	note 2
Proprietary		3	O	
NOTE 1:	For information element encoding, see ETS 300 392-7 [5], clause 4.			
NOTE 2:	The information element shall be conditional on Validity time type: Hours, Days, Weeks: present; Once, No limit: not present.			

**34.1.3 AUTHENTICATION RESULT**

The PDU shall be used to report the successful outcome of the authentication.

Direction: visited SwMI MM to home SwMI MM  
 Response to: AUTHENTICATION RESPONSE  
 Response expected: none

**Table 44: AUTHENTICATION RESULT**

Information element	Length	Type	C/O/M	Remark
PDU type	6	1	M	
ANF-ISIMM invoke id	16	1	M	
ISSI	24	1	M	
Authentication type	2	1	M	
Original/Subsequent use of parameters	1	1	M	
MNI (of the subscriber)	24	1	C	note
MNI (of the visited SwMI MM)	24	1	C	note
Proprietary		3	O	
NOTE:	The information element shall be present if "Original/Subsequent use of parameters" has the value "Subsequent use", otherwise the element is omitted.			

**34.1.4 AUTH REJECT**

The PDU shall be used to report the rejected authentication or to reject the invoked authentication service.

Direction: visited SwMI MM to home SwMI MM or home SwMI MM to visited SwMI MM  
 Response to: AUTHENTICATION DEMAND or AUTHENTICATION RESPONSE  
 Response expected: none

**Table 45: AUTH REJECT**

Information element	Length	Type	C/O/M	Remark
PDU type	6	1	M	
ANF-ISIMM invoke id	16	1	M	
ISSI	24	1	M	
Authentication rejection cause	4	1	M	
Original/Subsequent use of parameters	1	1	M	note 1
MNI (of the subscriber)	24	1	C	note 2
MNI (of the visited SwMI MM)	24	1	C	note 2
Proprietary		3	O	
NOTE 1:	The element shall define original/subsequent use of parameters if the Authentication rejection cause has the value "ITSI authentication failed", "SwMI authentication failed" or "SwMI and ITSI authentication failed", otherwise the element shall be set to value "Original".			
NOTE 2:	The information element shall be present if "Original/Subsequent use of parameters" has the value "Subsequent use", otherwise the element shall be omitted.			

**34.1.5 DE-REGISTRATION**

The PDU shall be used to invoke the de-registration service across the ISI.

Direction: visited SwMI MM to home SwMI MM or home SwMI MM to visited SwMI MM  
 Response to: none  
 Response expected: DE-REGISTRATION RESPONSE or DE-REG REJECT

**Table 46: DE-REGISTRATION**

Information element	Length	Type	C/O/M	Remark
PDU type	6	1	M	
ANF-ISIMM invoke id	16	1	M	
ISSI	24	1	M	
MNI (of the subscriber)	24	1	M	
MNI (of the visited SwMI MM)	24	1	M	
De-registration type	2	1	M	
Proprietary		3	O	

**34.1.6 DE-REGISTRATION RESPONSE**

The PDU shall be used to report the successful outcome.

Direction: visited SwMI MM to home SwMI MM and home SwMI MM to visited SwMI MM  
 Response to: DE-REGISTRATION  
 Response expected: none

**Table 47: DE-REGISTRATION RESPONSE**

Information element	Length	Type	C/O/M	Remark
PDU type	6	1	M	
ANF-ISIMM invoke id	16	1	M	
ISSI	24	1	M	
Proprietary		3	O	

**34.1.7 DE-REG REJECT**

The PDU shall be used to report the rejected authentication or to reject the invoked authentication service.

Direction: visited SwMI MM to home SwMI MM and home SwMI MM to visited SwMI MM  
 Response to: DE-REGISTRATION  
 Response expected: none

**Table 48: DE-REG REJECT**

Information element	Length	Type	C/O/M	Remark
PDU type	6	1	M	
ANF-ISIMM invoke id	16	1	M	
ISSI	24	1	M	
De-registration rejection cause	3	1	M	
Proprietary		3	O	

**34.1.8 GROUP ATTACHMENT**

The PDU shall be used to request group attachment.

Direction: visited SwMI MM to home SwMI MM and home SwMI MM to visited SwMI MM  
 Response to: none  
 Response expected: GROUP ATTACHMENT RESPONSE or GROUP ATT REJECT

**Table 49: GROUP ATTACHMENT**

Information element	Length	Type	C/O/M	Remark
PDU type	6	1	M	
ANF-ISIMM invoke id	16	1	M	
GSSI	24	1	M	
Following conditional element(s) present	1	1	M	
MNI (of the group)	24	1	C	note 1
MNI (of the visited SwMI MM)	24	1	C	note 1
First/Subsequent group attachment	1	1	M	
Home/Visited SwMI MM initiated	1	1	M	
Profile exchange support	1	1	M	note 2
Subscriber information in group profile support	1	1	M	note 2
ISSI	24	1	M	
Following conditional element(s) present	1	1	M	
Pre-defined profile set reference(s), preferred set	16	1	C	note 1
Following conditional element(s) present	1	1	M	
Pre-defined profile set reference(s), acceptable sets	16	1	C	note 1
Recovery	1	1	M	
Age stamp	16	2	O	
PISN number length (of the visited SwMI MM)	5	2	O	note 3
PISN number digits (of the visited SwMI MM)	4	1	C	note 4
Proprietary		3	O	
NOTE 1:	The element shall be present if the value of the immediately preceding "Following conditional element(s) present" is "Present", otherwise the element shall be omitted.			
NOTE 2:	The element shall define its value, if the value of the First/Subsequent group attachment is "First group attachment" and if the value of the "Home/visited SwMI MM initiated" is "Visited SwMI MM initiated", otherwise the element shall be set to "Not supported" and discarded at reception.			
NOTE 3:	The information element coding shall be as for External subscriber number length, see ETS 300 392-2 [1], subclause 16.3.3.2.5.			
NOTE 4:	The element shall be present as many times as indicated by the value of PISN number length. The information element coding shall be as for External subscriber number digits, see ETS 300 392-2 [1], subclause 14.8.20, table 108.			

**34.1.9 GROUP ATTACHMENT RESPONSE**

The PDU shall be used to acknowledge the group attachment request.

Direction: visited SwMI MM to home SwMI MM and home SwMI MM to visited SwMI MM  
 Response to: GROUP ATTACHMENT  
 Response expected: none

**Table 50: GROUP ATTACHMENT RESPONSE**

Information element	Length	Type	C/O/M	Remark
PDU type	6	1	M	
ANF-ISIMM invoke id	16	1	M	
GSSI	24	1	M	
First/Subsequent group attachment	1	1	M	
Home/Visited SwMI MM initiated	1	1	M	
ISSI	24	2	M	
Following conditional element(s) present	1	1	M	
Pre-defined profile set reference, used set	16	1	C	note 1
Recovery	1	1	M	
Age stamp	16	2	O	
Proprietary		3	O	
NOTE 1:	The element shall be present if the value of preceding "Following conditional element(s) present" is "Present", otherwise the element shall be omitted.			

### 34.1.10 GROUP ATT REJECT

The PDU shall be used to acknowledge the group attachment request.

Direction: visited SwMI MM to home SwMI MM and home SwMI MM to visited SwMI MM  
 Response to: GROUP ATTACHMENT  
 Response expected: none

**Table 51: GROUP ATT REJECT**

Information element	Length	Type	C/O/M	Remark
PDU type	6	1	M	
ANF-ISIMM invoke id	16	1	M	
GSSI	24	1	M	
First/Subsequent group attachment	1	1	M	
ISSI	24	1	M	
Group attachment rejection cause	4	1	M	
Recovery	1	1	M	
Age stamp	16	1	O	
Proprietary		3	O	

### 34.1.11 GROUP DETACHMENT

The PDU shall be used to request group detachment.

Direction: visited SwMI MM to home SwMI MM and home SwMI MM to visited SwMI MM  
 Response to: none  
 Response expected: GROUP DETACHMENT RESPONSE or GROUP DET REJECT

**Table 52: GROUP DETACHMENT**

Information element	Length	Type	C/O/M	Remark
PDU type	6	1	M	
ANF-ISIMM invoke id	16	1	M	
GSSI	24	1	M	
MNI (of the group)	24	1	M	
MNI (of the visited SwMI MM)	24	1	M	
Last/Not last group detachment	1	1	M	
ISSI	24	1	M	
Recovery	1	1	M	
Age stamp	16	2	O	
Proprietary		3	O	

### 34.1.12 GROUP DETACHMENT RESPONSE

The PDU shall be used to acknowledge the group detachment request.

Direction: visited SwMI MM to home SwMI MM and home SwMI MM to visited SwMI MM  
 Response to: GROUP DETACHMENT  
 Response expected: none

Table 53: GROUP DETACHMENT RESPONSE

Information element	Length	Type	C/O/M	Remark
PDU type	6	1	M	
ANF-ISIMM invoke id	16	1	M	
GSSI	24	1	M	
Last/Not last group detachment	1	1	M	
ISSI	24	1	M	
Recovery	1	1	M	
Age stamp	16	2	O	
Proprietary		3	O	

### 34.1.13 GROUP DET REJECT

The PDU shall be used to acknowledge the group attachment request.

Direction: visited SwMI MM to home SwMI MM and home SwMI MM to visited SwMI MM  
 Response to: GROUP DETACHMENT  
 Response expected: none

Table 54: GROUP DET REJECT

Information element	Length	Type	C/O/M	Remark
PDU type	6	1	M	
ANF-ISIMM invoke id	16	1	M	
GSSI	24	1	M	
Last/Not last group detachment	1	1	M	
ISSI	24	1	M	
Group detachment rejection cause	4	1	M	
Recovery	1	1	M	
Age stamp	16	2	O	
Proprietary		3	O	

### 34.1.14 HMM RECOVERY

The PDU shall be used to invoke the HMM recovery across the ISI.

Direction: home SwMI MM to visited SwMI MM  
 Response to: none  
 Response expected: HMM RECOVERY RESPONSE or HMM RECOVERY REJECT

Table 55: HMM RECOVERY

Information element	Length	Type	C/O/M	Remark
PDU type	6	1	M	
ANF-ISIMM invoke id	16	1	M	
Recovery type	1	1	M	
MNI (home SwMI MM)	24	1	M	
MNI (visited SwMI MM)	24	1	M	
Proprietary		3	O	

### 34.1.15 HMM RECOVERY COMPLETED

The PDU shall be used to report the completion of the HMM recovery.

Direction: visited SwMI MM to home SwMI MM  
 Response to: none  
 Response expected: none

**Table 56: HMM RECOVERY COMPLETED**

Information element	Length	Type	C/O/M	Remark
PDU type	6	1	M	
ANF-ISIMM invoke id	16	1	M	
Recovery type	1	1	M	
MNI (home SwMI MM)	24	1	M	
MNI (visited SwMI MM)	24	1	M	
Proprietary		3	O	

**34.1.16 HMM RECOVERY REJECT**

The PDU shall be used to reject the requested HMM recovery.

Direction: visited SwMI MM to home SwMI MM  
 Response to: HMM RECOVERY  
 Response expected: none

**Table 57: HMM RECOVERY REJECT**

Information element	Length	Type	C/O/M	Remark
PDU type	6	1	M	
ANF-ISIMM invoke id	16	1	M	
Recovery type	1	1	M	
MNI (home SwMI MM)	24	1	M	
MNI (visited SwMI MM)	24	1	M	
Recovery rejection cause	2	1	M	
Proprietary		3	O	

**34.1.17 HMM RECOVERY RESPONSE**

The PDU shall be used to acknowledge the HMM recovery invocation.

Direction: visited SwMI MM to home SwMI MM  
 Response to: HMM RECOVERY  
 Response expected: none

**Table 58: HMM RECOVERY RESPONSE**

Information element	Length	Type	C/O/M	Remark
PDU type	6	1	M	
ANF-ISIMM invoke id	16	1	M	
Recovery type	1	1	M	
MNI (home SwMI MM)	24	1	M	
MNI (visited SwMI MM)	24	1	M	
Proprietary		3	O	

**34.1.18 LINKING**

Void.

**Table 59: Void****34.1.19 LINKING COMMAND**

Void.

**Table 60: Void**

**34.1.20 LINKING COMMAND RESPONSE**

Void.

**Table 61: Void**

**34.1.21 LINKING REJECT**

Void.

**Table 62: Void**

**34.1.22 LINKING RESPONSE**

Void.

**Table 63: Void**

**34.1.23 MIGRATION**

The PDU shall be used to validate the individual subscriber's migration.

Direction:	visited SwMI MM to home SwMI MM
Response to:	none
Response expected:	MIGRATION RESPONSE or MIGRATION REJECT



Table 64: MIGRATION

Information element	Length	Type	C/O/M	Remark
PDU type	6	1	M	
ANF-ISIMM invoke id	16	1	M	
ISSI	24	1	M	
MNI (of the individual subscriber)	24	1	M	
MNI (of the visited SwMI MM)	24	1	M	
Migration type	2	1	M	
Restricted migration support	1	1	M	
Pre-defined profile set reference(s)	16	1	M	supported sets
Profile exchange support	1	1	M	
Group information in subscriber profile support	1	1	M	
Authentication invocation	1	1	M	
Recovery	1	1	M	
Call restoration support	1	1	M	note 1
Age stamp	16	2	O	
PISN number length (of the visited SwMI MM)	5	2	O	note 2
PISN number digits (of the visited SwMI MM)	4	1	C	note 3
Proprietary		3	O	
NOTE 1:	The element shall indicate the call restoration support when the Migration type is either "Migration with call restoration" or "Restricted migration with call restoration", otherwise is shall be set to "Not supported" and discarded at reception.			
NOTE 2:	The information element shall indicate how many PISN number digits follow.			
NOTE 3:	The element shall be present as many times as indicated by the value of PISN number length. The information element coding shall be as for External subscriber number digits, see ETS 300 392-2 [1], subclause 14.8.20, table 108.			

#### 34.1.24 MIGRATION REJECT

The PDU shall be used to reject the individual subscriber's migration.

Direction: home SwMI MM to visited SwMI MM and visited SwMI MM to home SwMI MM  
 Response to: MIGRATION  
 Response expected: none or MIGRATION REJECT RESPONSE

Table 65: MIGRATION REJECT

Information element	Length	Type	C/O/M	Remark
PDU type	6	1	M	
ANF-ISIMM invoke id	16	1	M	
ISSI	24	1	M	
Migration rejection cause	4	1	M	
Recovery	1	1	M	
MNI (of the individual subscriber)	24	2	O	note
Proprietary		3	O	
NOTE:	May be used to enforce the ANF-ISIMM invoke id.			

#### 34.1.25 MIGRATION REJECT RESPONSE

The MIGRATION REJECT RESPONSE shall be used to acknowledge the rejection of the individual subscriber's migration.

Direction: home SwMI MM to visited SwMI MM  
 Response to: MIGRATION REJECT  
 Response expected: none

Table 66: MIGRATION REJECT RESPONSE

Information element	Length	Type	C/O/M	Remark
PDU type	6	1	M	
ANF-ISIMM invoke id	16	1	M	
ISSI	24	1	M	
Recovery	1	1	MO	
Proprietary		3	O	

**34.1.26 MIGRATION RESPONSE**

The PDU shall be used to grant the requested migration.

Direction: home SwMI MM to the visited SwMI MM  
 Response to: MIGRATION  
 Response expected: none

Table 67: MIGRATION RESPONSE

Information element	Length	Type	C/O/M	Remark
PDU type	6	1	M	
ANF-ISIMM invoke id	16	1	M	
ISSI	24	1	M	
Migration type	2	1	M	
MNI (of the old visited SwMI MM)	24	1	C	note 1
Pre-defined profile set reference(s) (used)	16	1	M	
Recovery	1	1	M	
PISN number length (of the home SwMI MM)	5	2	C	note 1 and 2
PISN number digits (of the old visited SwMI MM)	4	1	C	note 1 and 3
Proprietary		3	O	
NOTE 1:	This information element is conditional on the "migration type". When the information element "migration type" is set to either 'migration with call restoration' or 'restricted migration with call restoration' then this element shall be included.			
NOTE 2:	The information element shall indicate how many PISN number digits follow.			
NOTE 3:	The element shall be present as many times as indicated by the value of PISN number length. The information element coding shall be as for External subscriber number digits, see ETS 300 392-2 [1], subclause 14.8.20, table 108.			

**34.1.27 OTAR-KEY DEMAND**

The PDU shall be used to invoke the OTAR SCK delivery service across the ISI from the visited SwMI.

Direction: visited SwMI MM to home SwMI MM  
 Response to: none  
 Response expected: OTAR-KEY PROVIDE

Table 68: OTAR-KEY DEMAND

Information element	Length	Type	C/O/M	Remark
PDU type	6	1	M	
ANF-ISIMM invoke id	16	1	M	
ISSI	24	1	M	
MNI (of the subscriber)	24	1	M	
MNI (of the visited SwMI MM)	24	1	M	
Number of SCKs requested	2	1	M	note 1
SCKN(s)	5	1	C	note 1, note 2
Proprietary		3	O	
NOTE 1:	For information element encoding, see ETS 300 392-7 [5], clause 4.			
NOTE 2:	The information element shall be repeated as many times as indicated by the information element Number of SCKs requested. The information element shall appear at least once.			

### 34.1.28 OTAR-KEY PROVIDE

The PDU shall be used to convey the requested OTAR SCK delivery service parameters or to invoke the service across the ISI from the home SwMI MM.

Direction: home SwMI MM to visited SwMI MM  
 Response to: OTAR-KEY DEMAND or none  
 Response expected: OTAR-KEY RESULT

Table 69: OTAR-KEY PROVIDE

Information element	Length	Type	C/O/M	Remark
PDU type	6	1	M	
ANF-ISIMM invoke id	16	1	M	
ISSI	24	1	M	
Random Seed for OTAR (RSO)	80	1	M	note 1
Number of SCKs provided	3	1	M	note 1
SCK key and identifier	141	1	C	note 1, note 2
Home/Visited SwMI MM initiated	1	1	M	
MNI (of the subscriber)	24	1	C	note 3
MNI (of the visited SwMI MM)	24	1	C	note 3
Proprietary		3	O	
NOTE 1:	For information element encoding, see ETS 300 392-7 [5], clause 4.			
NOTE 2:	The information element shall be repeated as many times as indicated by the information element Number of SCKs provided. The information element shall appear at least once.			
NOTE 3:	The information element shall be included if the value of the "Home/Visited SwMI MM initiated" is "Home SwMI MM initiated", otherwise the element shall be omitted.			

### 34.1.29 OTAR-KEY REJECT

The PDU shall be used to reject the invoked OTAR SCK delivery service parameters or to report the unsuccessful outcome of the OTAR SCK delivery service in the visited SwMI.

Direction: visited SwMI MM to home SwMI MM or home SwMI MM to visited SwMI MM  
 Response to: OTAR-KEY DEMAND or OTAR-KEY RESPONSE  
 Response expected: none

Table 70: OTAR-KEY REJECT

Information element	Length	Type	C/O/M	Remark
PDU type	6	1	M	
ANF-ISIMM invoke id	16	1	M	
ISSI	24	1	M	
OTAR SCK key rejection cause	4	1	M	
Proprietary		3	O	

**34.1.30 OTAR-KEY RESULT**

The PDU shall be used to report the successful outcome of the OTAR SCK delivery service.

Direction: visited SwMI MM to home SwMI MM  
 Response to: OTAR-KEY PROVIDE  
 Response expected: none

Table 71: OTAR-KEY RESULT

Information element	Length	Type	C/O/M	Remark
PDU type	6	1	M	
ANF-ISIMM invoke id	16	1	M	
ISSI	24	1	M	
Number of SCKs requested	2	1	M	note 1
SCK number and result	8	1	C	note 1, note 2
Proprietary		3	O	
NOTE 1:	For information element encoding, see ETS 300 392-7 [5], clause 4.			
NOTE 2:	The information element shall be repeated as many times as indicated by the information element Number of SCKs requested. The information element shall appear at least once.			

**34.1.31 OTAR-PARAM DEMAND**

The PDU shall be used to invoke the OTAR SCK generation service.

Direction: visited SwMI MM to home SwMI MM  
 Response to: none  
 Response expected: OTAR-PARAM PROVIDE

Table 72: OTAR-PARAM DEMAND

Information element	Length	Type	C/O/M	Remark
PDU type	6	1	M	
ANF-ISIMM invoke id	16	1	M	
ISSI	24	1	M	
MNI (of the subscriber)	24	1	M	
MNI (of the visited SwMI MM)	24	1	M	
Proprietary		3	O	

**34.1.32 OTAR-PARAM PROVIDE**

The PDU shall be used to convey the requested OTAR SCK generation service parameters.

Direction: home SwMI MM to visited SwMI MM  
 Response to: OTAR-PARAM DEMAND or none  
 Response expected: OTAR-PARAM RESULT

Table 73: OTAR-PARAM PROVIDE

Information element	Length	Type	C/O/M	Remark
PDU type	6	1	M	
ANF-ISIMM invoke id	16	1	M	
ISSI	24	1	M	
KSO	128	1	M	note 1
RSO	80	1	M	note 1
Validity time type	3	1	M	
Validity time	5	1	C	note 2
Proprietary		3	O	
NOTE 1:	For information element encoding, see ETS 300 392-7 [5], clause 4.			
NOTE 2:	The information element shall be conditional on Validity time type: Hours, Days, Weeks: present; Once, No limit: not present.			

**34.1.33 OTAR-PARAM REJECT**

The PDU shall be used to reject the request for the OTAR SCK generation service parameters or to report the unsuccessful outcome of the OTAR SCK generation service in the visited SwMI.

Direction: visited SwMI MM to home SwMI MM or home SwMI MM to visited SwMI MM  
Response to: OTAR-PARAM DEMAND or OTAR-PARAM PROVIDE  
Response expected: none

Table 74: OTAR-PARAM REJECT

Information element	Length	Type	C/O/M	Remark
PDU type	6	1	M	
ANF-ISIMM invoke id	16	1	M	
ISSI	24	1	M	
OTAR SCK parameter rejection cause	4	1	M	
SCK number (SCKN)	5	1	M	note 1
Original/Subsequent use of parameters	1	1	M	note 2
MNI (of the subscriber)	24	1	C	note 3
MNI (of the visited SwMI MM)	24	1	C	note 3
Proprietary		3	O	
NOTE 1:	For information element encoding, see ETS 300 392-7 [5], clause 4.			
NOTE 2:	If the rejection is detected by the home SwMI MM the value shall be "Original use".			
NOTE 3:	The information element shall be present if "Original/Subsequent use of parameters" has the value "Subsequent use", otherwise the element is omitted.			

**34.1.34 OTAR-PARAM RESULT**

The PDU shall be used to report the successful outcome of the OTAR SCK generation service.

Direction: visited SwMI MM to home SwMI MM  
Response to: OTAR-PARAM PROVIDE  
Response expected: none

Table 75: OTAR-PARAM RESULT

Information element	Length	Type	C/O/M	Remark
PDU type	6	1	M	
ANF-ISIMM invoke id	16	1	M	
ISSI	24	1	M	
SCK number (SCKN)	5	1	M	note 1
Original/Subsequent use of parameters	1	1	M	
MNI (of the subscriber)	24	1	C	note 2
MNI (of the visited SwMI MM)	24	1	C	note 2
Proprietary		3	O	
NOTE 1:	For information element encoding, see ETS 300 392-7 [5], clause 4.			
NOTE 2:	The information element shall be included if the value of the "Original/Subsequent use of parameters" is "Subsequent use", otherwise the element shall be omitted.			

**34.1.35 PROFILE REJECT**

The PDU shall be used to reject the invoked profile update service.

Direction: visited SwMI MM to home SwMI MM  
 Response to: PROFILE UPDATE  
 Response expected: none

Table 76: PROFILE REJECT

Information element	Length	Type	C/O/M	Remark
PDU type	6	1	M	
ANF-ISIMM invoke id	16	1	M	
SSI (ISSI or GSSI)	24	1	M	
Profile rejection cause	4	1	M	
Recovery	1	1	M	
Proprietary		3	O	

**34.1.36 PROFILE UPDATE**

The PDU shall be used to invoke the profile update service across the ISI.

Direction: home SwMI MM to visited SwMI MM  
 Response to: none  
 Response expected: PROFILE UPDATE RESPONSE

Table 77: PROFILE UPDATE

Information element	Length	Type	C/O/M	Remark
PDU type	6	1	M	
ANF-ISIMM invoke id	16	1	M	
SSI (ISSI or GSSI)	24	1	M	
Following conditional element(s) present	1	1	M	
MNI (of the ind. subscriber or of the group)	24	1	C	note 1
MNI (of the visited SwMI MM)	24	1	C	note 1
Profile type (individual/group)	1	1	M	
Basic migration profile (original)	variable	1	M	note 2, note 3
SS-profile update indicator	2	1	M	
Recovery	1	1	M	
Proprietary		3	O	
NOTE 1:	The element shall be present if the value of preceding "Following conditional element(s) present" is "Present", otherwise the element shall be omitted.			
NOTE 2:	Based on the SSI the information element shall contain either the original basic migration profile of an individual subscriber or of a group.			
NOTE 3:	Type 1 indicates that there is no additional PDU encoding bits other than those in the basic profile information element itself.			

**34.1.37 PROFILE UPDATE RESPONSE**

The PDU shall be used to report the successful outcome of the profile update service.

Direction: visited SwMI MM to home SwMI MM  
 Response to: PROFILE UPDATE  
 Response expected: none

**Table 78: PROFILE UPDATE RESPONSE**

Information element	Length	Type	C/O/M	Remark
PDU type	6	1	M	
ANF-ISIMM invoke id	16	1	M	
SSI (ISSI or GSSI)	24	1	M	
Profile type (individual/group)	1	1	M	
Basic migration profile info	1	1	M	
Basic migration profile (temporary)	variable	1	C	note 1, note 2
Recovery	1	1	M	
Proprietary		3	O	
NOTE 1:	The service element shall be present if the Basic profile info has the value "Redefined, sent to the home SwMI MM", otherwise the element shall be omitted. If included, based on the SSI the information element shall contain the temporary basic migration profile either of an individual subscriber or of a group.			
NOTE 2:	Type 1 indicates that there is no additional PDU encoding bits other than those in the basic profile information element itself.			

**34.1.38 REMOTE UNLINKING**

Void.

**Table 79: Void****34.1.39 REMOVE REJECT**

The PDU shall be used to reject the invoked RSI service.

Direction: previous visited SwMI MM to home SwMI MM  
 Response to: REMOVE SUBS  
 Response expected: none

**Table 80: REMOVE REJECT**

Information element	Length	Type	C/O/M	Remark
PDU type	6	1	M	
ANF-ISIMM invoke id	16	1	M	
ISSI	24	1	M	
MNI (of the subscriber)	24	1	M	
RSI rejection cause	3	1	M	
Recovery	1	1	M	
Proprietary		3	O	

**34.1.40 REMOVE SUBS**

The PDU shall be used to invoke the RSI service across the ISI.

Direction: home SwMI MM to old visited SwMI MM  
 Response to: none  
 Response expected: REMOVE SUBS RESPONSE

Table 81: REMOVE SUBS

Information element	Length	Type	C/O/M	Remark
PDU type	6	1	M	
ANF-ISIMM invoke id	16	1	M	
ISSI	24	1	M	
MNI (of the subscriber)	24	1	M	
MNI (of the visited SwMI)	24	1	M	
Migration type	2	1	M	
Call restoration support (of the visited SwMI)	1	1	M	note 1
PISN number length (of the visited SwMI MM)	5	1	C	note 2
PISN number digits (of the visited SwMI MM)	4	1	C	note 3
Recovery	1	1	M	
Forced removal	1	2	O	
Age stamp	16	2	O	
Proprietary		3	O	
NOTE 1:	If the Migration type is "Migration with call restoration" or "Restricted migration with call restoration", the element shall indicate whether the visited SwMI supports individual and/or group call restoration over the ISI, otherwise it shall be set to value "Not supported".			
NOTE 2:	The element shall be present if the Call restoration support (of the visited SwMI) is "Supported".			
NOTE 3:	The element shall be present as many times as indicated by the value of PISN number length. The information element coding shall be as for External subscriber number digits, see ETS 300 392-2 [1], subclause 14.8.20, table 108.			

#### 34.1.41 REMOVE SUBS RESPONSE

The PDU shall be used to report the successful outcome of the RSI service.

Direction: visited SwMI MM to home SwMI MM  
 Response to: REMOVE SUBS  
 Response expected: none

Table 82: REMOVE SUBS RESPONSE

Information element	Length	Type	C/O/M	Remark
PDU type	6	1	M	
ANF-ISIMM invoke id	16	1	M	
ISSI	24	1	M	
MNI (of the subscriber)	24	1	M	
Recovery	1	1	M	
Proprietary		3	O	

#### 34.1.42 SS-PROFILE REJECT

The PDU shall be used to reject the invoked SS-profile update service.

Direction: visited SwMI MM to home SwMI MM  
 Response to: SS-PROFILE UPDATE  
 Response expected: none

Table 83: SS-PROFILE REJECT

Information element	Length	Type	C/O/M	Remark
PDU type	6	1	M	
ANF-ISIMM invoke id	16	1	M	
SSI (ISSI or GSSI)	24	1	M	
Profile rejection cause	4	1	M	
Recovery	1	1	M	
Proprietary		3	O	



**34.1.43 SS-PROFILE UPDATE**

The PDU shall be used to invoke the SS-profile update service across the ISI.

Direction: home SwMI MM to visited SwMI MM  
 Response to: none  
 Response expected: PROFILE UPDATE RESPONSE

**Table 84: SS-PROFILE UPDATE**

Information element	Length	Type	C/O/M	Remark
PDU type	6	1	M	
ANF-ISIMM invoke id	16	1	M	
SSI (ISSI or GSSI)	24	1	M	
Following conditional element(s) present	1	1	M	
MNI (of the ind. subscriber or of the group)	24	1	C	note 1
MNI (of the visited SwMI MM)	24	1	C	note 1
Profile type (individual/group)	1	1	M	
Recovery	1	1	M	
Number of SS-migration profiles	6	1	M	
SS-migration profiles (original)	variable		C	note 2
Proprietary		3	O	
NOTE 1:	The element shall be present if the value of preceding "Following conditional element(s) present" is "Present", otherwise the element shall be omitted.			
NOTE 2:	The element shall be repeated as indicated by the Number of SS-migration profiles information element. Each element shall contain the information of one original SS-migration profile.			

**34.1.44 SS-PROFILE UPDATE RESPONSE**

The PDU shall be used to report the successful outcome of the SS-profile update service.

Direction: visited SwMI MM to home SwMI MM  
 Response to: PROFILE UPDATE  
 Response expected: none

**Table 85: SS-PROFILE UPDATE RESPONSE**

Information element	Length	Type	C/O/M	Remark
PDU type	6	1	M	
ANF-ISIMM invoke id	16	1	M	
SSI (ISSI or GSSI)	24	1	M	
Profile type	1	1	M	
Recovery	1	1	M	
Number of not supported SSs	6	1	M	
Not supported SS	6	1	C	note 1
Number of SS-migration profiles	6	1	M	
SS-migration profile (temporary)	variable		O	note 2
Proprietary		3	O	
NOTE 1:	The element shall be present as many times as indicated by the element "Number of not supported SSs".			
NOTE 2:	The element shall be repeated as indicated by the Number of SS-migration profiles information element. Each element shall contain information on one temporary SS-migration profile.			

**34.1.45 UNLINKING**

Void.

**Table 86: Void**

**34.1.46 UNLINKING REJECT**

Void.

**Table 87: Void**

**34.1.47 UNLINKING RESPONSE**

Void.

**Table 88: Void**

**34.1.48 VMM RECOVERY**

The PDU shall be used to invoke the VMM recovery across the ISI.

Direction: visited SwMI MM to home SwMI MM  
 Response to: none  
 Response expected: VMM RECOVERY RESPONSE or VMM RECOVERY REJECT

**Table 89: VMM RECOVERY**

Information element	Length	Type	C/O/M	Remark
PDU type	6	1	M	
ANF-ISIMM invoke id	16	1	M	
Recovery type	1	1	M	
MNI (visited SwMI MM)	24	1	M	
MNI (home SwMI MM)	24	1	M	
Proprietary		3	O	

**34.1.49 VMM RECOVERY COMPLETED**

The PDU shall be used to report the completion of the VMM recovery.

Direction: visited SwMI MM to home SwMI MM  
 Response to: none  
 Response expected: none

**Table 90: VMM RECOVERY COMPLETED**

Information element	Length	Type	C/O/M	Remark
PDU type	6	1	M	
ANF-ISIMM invoke id	16	1	M	
Recovery type	1	1	M	
MNI (visited SwMI MM)	24	1	M	
MNI (home SwMI MM)	24	1	M	
Proprietary		3	O	

**34.1.50 VMM RECOVERY REJECT**

The PDU shall be used to reject the requested VMM recovery.

Direction: home SwMI MM to visited SwMI MM  
 Response to: VMM RECOVERY  
 Response expected: none

**Table 91: VMM RECOVERY REJECT**

Information element	Length	Type	C/O/M	Remark
PDU type	6	1	M	
ANF-ISIMM invoke id	16	1	M	
Recovery type	1	1	M	
MNI (visited SwMI MM)	24	1	M	
MNI (home SwMI MM)	24	1	M	
Recovery rejection cause	2	1	M	
Proprietary		3	O	

**34.1.51 VMM RECOVERY RESPONSE**

The PDU shall be used to acknowledge the VMM recovery invocation.

Direction: home SwMI MM to visited SwMI MM  
 Response to: VMM RECOVERY  
 Response expected: none

**Table 92: VMM RECOVERY RESPONSE**

Information element	Length	Type	C/O/M	Remark
PDU type	6	1	M	
ANF-ISIMM invoke id	16	1	M	
Recovery type	1	1	M	
MNI (visited SwMI MM)	24	1	M	
MNI (home SwMI MM)	24	1	M	
Proprietary		3	O	

**34.2 PDU information element encoding****34.2.1 Advanced link**

The Advanced link Information element shall indicate whether the advanced link service is supported or not for the individual subscriber.

The support may be negotiated between the home SwMI MM and the visited SwMI MM as follows:

- The home SwMI shall send its preferred value to the visited SwMI MM;
- On receipt of the value sent by the home SwMI MM, the visited SwMI MM shall either use that value or change the value. If the visited SwMI MM changed the value, it may send the new value to the home SwMI.

**Table 93: Advanced link service element contents**

Information element	Length	Value	Remark
Advanced link service	2	00 <sub>2</sub>	Undefined - note
		01 <sub>2</sub>	Reserved
		10 <sub>2</sub>	Not supported
		11 <sub>2</sub>	Supported
NOTE:	The value "undefined" shall indicate that no information for this service is applicable e.g. in a profile update, the sending SwMI MM will encode the element as "undefined" if it has not been changed, and the receiving SwMI MM shall not treat this information element. This value shall not be used in a profile replacement and in the response profile of a profile replacement.		

**34.2.2 Age stamp**

The age stamp shall indicate the age of the action in seconds. If there is no significant delay the value shall be zero.

**Table 94: Age stamp element contents**

Information element	Length	Value	Remark
Age stamp	16	0000000000000000 <sub>2</sub>	0 second
		0000000000000001 <sub>2</sub>	1 second
		etc...	
		1111111111111110 <sub>2</sub>	65534 seconds
		1111111111111111 <sub>2</sub>	Maximum age

**34.2.3 AI security class (participating SwMI)**

The AI security class (participating SwMI) element shall indicate the AI security class of the combined group in the participating SwMI.

**Table 95: AI security class (participating SwMI) element contents**

Information element	Length	Value	Remark
AI security class (participating SwMI)	2	00 <sub>2</sub>	Not supported
		01 <sub>2</sub>	Reserved
		10 <sub>2</sub>	Supported, not required
		11 <sub>2</sub>	Supported and required

**34.2.4 AI security class (requested)**

The AI security class (requested) element shall indicate which is the AI security class required for a group or a group linking.

**Table 96: AI security class (requested) element contents**

Information element	Length	Value	Remark
AI security class (requested)	2	00 <sub>2</sub>	Reserved
		01 <sub>2</sub>	Security class 1
		10 <sub>2</sub>	Security class 2
		11 <sub>2</sub>	Security class 3

**34.2.5 AI encryption state list**

The AI encryption state list element shall indicate all the AI encryption states that the individual subscriber or the group may support (i.e. is able to and allowed to support) in the visited SwMI. The states are defined in ETS 300 392-7 [5], subclause 6.1.5.1.

The element shall be a bit map of which the bits shall indicate the support as follows, starting from the right-most (least significant) bit:

- 1st bit: Class 3b, shall be either:
  - "0", shall indicate "not supported"; or
  - "1" shall indicate "supported";
- 2nd bit: Class 3a, shall be either:

- "0", shall indicate "not supported"; or
- "1" shall indicate "supported";
- 3rd bit: Class 2, shall be either:
  - "0", shall indicate "not supported"; or
  - "1" shall indicate "supported";
- 4th bit: Class 1, shall be either:
  - "0", shall indicate "not supported"; or
  - "1" shall indicate "supported";
- 5th bit: Undefined/Defined, shall be either:
  - "0": Undefined, the current value in the existing migration profile shall be kept and all class indication bits shall be set to "0". This value shall not be used in a profile replacement and in the response profile of a profile replacement;
  - "1": Defined, the AI encryption state support shall be defined as indicated by the following bit map information; or

The support of the states 2, 3a and 3b imply that the AI encryption is supported for the individual subscriber or group.

**Table 97: AI encryption state list element contents**

Information element	Length	Value	Remark
AI encryption state list	5	00000 <sub>2</sub>	Undefined
		00001 <sub>2</sub>	Class 1
		00010 <sub>2</sub>	Class 2
		00100 <sub>2</sub>	Class 3a
		01000 <sub>2</sub>	Class 3b
		10000 <sub>2</sub>	Supported states indicated

### 34.2.6 ANF-ISIMM invoke id

The ANF-ISIMM invoke id shall identify one ANF-ISIMM service instance.

**Table 98: ANF-ISIMM invoke id element contents**

Information element	Length	Value	Remark
ANF-ISIMM invoke id	16	0000000000000000 <sub>2</sub>	ANF-ISIMM invoke id 0
		0000000000000001 <sub>2</sub>	ANF-ISIMM invoke id 1
		etc...	
		1111111111111111 <sub>2</sub>	ANF-ISIMM invoke id 65535

### 34.2.7 Authentication invocation

Authentication invocation element shall indicate whether the authentication service is invoked in conjunction with the migration or the restricted migration service or not.

**Table 99: Authentication invocation element contents**

Information element	Length	Value	Remark
Authentication invocation	1	0 <sub>2</sub>	Not invoked
		1 <sub>2</sub>	Invoked

**34.2.8 Authentication rejection cause**

Authentication rejection cause shall specify the reason for the rejected or failed authentication.

**Table 100: Authentication rejection cause element contents**

Information element	Length	Value	Remark
Authentication rejection cause	4	0000 <sub>2</sub>	Unknown error
		0001 <sub>2</sub>	Unknown subscriber
		0010 <sub>2</sub>	Unknown SwMI
		0011 <sub>2</sub>	Temporary error
		0100 <sub>2</sub>	Service not supported
		0101 <sub>2</sub>	ITSI authentication failed
		0110 <sub>2</sub>	SwMI authentication failed
		0111 <sub>2</sub>	SwMI and ITSI authentication failed
		1000 <sub>2</sub>	Acceptable number of authentication parameter requests failed (note)
		1001 <sub>2</sub>	Obsolete authentication parameters
		1010 <sub>2</sub> - 1111 <sub>2</sub>	Reserved
NOTE: The value may be used by the home SwMI MM.			

**34.2.9 Authentication service**

The Authentication service element shall indicate if the authentication service (as defined in clause 12) is supported for the individual subscriber.

The support shall be negotiated between the home SwMI MM and the visited SwMI MM as follows:

- the home SwMI shall send its preferred value to the visited SwMI MM;
- on receipt of the value sent by the home SwMI MM, the visited SwMI MM shall either use that value or change the value. If the visited SwMI MM changed the value, it may send the new value to the home SwMI.

**Table 101: Authentication service element contents**

Information element	Length	Value	Remark
Authentication service	2	00 <sub>2</sub>	Undefined - note
		01 <sub>2</sub>	Reserved
		10 <sub>2</sub>	Not supported
		11 <sub>2</sub>	Supported
NOTE: The value "undefined" shall indicate that no information for this service is applicable e.g. in a profile update, the sending SwMI MM will encode the element as "undefined" if it has not been changed, and the receiving SwMI MM shall not treat this information element. This value shall not be used in a profile replacement and in the response profile of a profile replacement.			

**34.2.10 Authentication type**

Authentication type shall specify the authenticated party or parties.

**Table 102: Authentication type element contents**

Information element	Length	Value	Remark
Authentication type	2	00 <sub>2</sub>	Reserved
		01 <sub>2</sub>	SwMI authenticated
		10 <sub>2</sub>	ITSI authenticated
		11 <sub>2</sub>	ITSI and SwMI authenticated

**34.2.11 Basic migration profile info**

The Basic migration profile info element shall indicate whether the visited SwMI MM has accepted the original basic migration profile as received or whether the visited SwMI MM has created a new temporary migration profile. If created, the temporary migration profile shall be sent to the home SwMI MM.

**Table 103: Basic migration profile info element contents**

Information element	Length	Value	Remark
Basic migration profile info	1	0	Accepted as received
		1	Redefined by the visited SwMI MM

**34.2.12 Call restoration support**

Call restoration support shall indicate if the call restoration is supported by the (new) visited SwMI MM.

**Table 104: Call restoration support element contents**

Information element	Length	Value	Remark
Call restoration support	1	0 <sub>2</sub>	Not supported
		1 <sub>2</sub>	Supported

**34.2.13 Call time-out set-up phase timer (T301)**

The Call time-out set-up phase timer (T301) (see ETS 300 392-2 [1], clause 14) shall indicate the maximum set-up time for the call set-up phase.

If negotiated, the Call time-out set-up phase timer (T301) element shall be negotiated as the Authentication service element.

**Table 105: Call time-out set-up phase timer (T301) element contents**

Information element	Length	Value	Remark
Call time-out set-up phase timer (T301)	3	000 <sub>2</sub>	Undefined - note
		001 <sub>2</sub>	1 second
		010 <sub>2</sub>	2 seconds
		011 <sub>2</sub>	5 seconds
		100 <sub>2</sub>	10 seconds
		101 <sub>2</sub>	20 seconds
		110 <sub>2</sub>	30 seconds
		111 <sub>2</sub>	60 seconds
NOTE:	The value "undefined" shall indicate that no information for this service is applicable e.g. in a profile update, the sending SwMI MM will encode the element as "undefined" if it has not been changed, and the receiving SwMI MM shall not treat this information element. This value shall not be used in a profile replacement and in the response profile of a profile replacement.		

**34.2.14 Call time-out timer (T310)**

The Call time-out timer (T310) (see ETS 300 392-2 [1], clause 14) element shall indicate the value of the timer that shall be applicable to the individual subscriber or to the group in the visited SwMI.

If negotiated, the Call time-out timer element shall be negotiated as the Authentication service element.

Table 106: Call time-out timer (T310) element contents

Information element	Length	Value	Remark
Call time-out timer (T310)	4	0000 <sub>2</sub>	Undefined - note
		0001 <sub>2</sub>	30 seconds
		0010 <sub>2</sub>	45 seconds
		0011 <sub>2</sub>	60 seconds
		0100 <sub>2</sub>	2 minutes
		0101 <sub>2</sub>	3 minutes
		0110 <sub>2</sub>	4 minutes
		0111 <sub>2</sub>	5 minutes
		1000 <sub>2</sub>	6 minutes
		1001 <sub>2</sub>	8 minutes
		1010 <sub>2</sub>	10 minutes
		1011 <sub>2</sub>	12 minutes
		1100 <sub>2</sub>	15 minutes
		1101 <sub>2</sub>	20 minutes
1110 <sub>2</sub>	30 minutes		
	1111 <sub>2</sub>	Reserved	
NOTE:	The value "undefined" shall indicate that no information for this service is applicable e.g. in a profile update, the sending SwMI MM will encode the element as "undefined" if it has not been changed, and the receiving SwMI MM shall not treat this information element. This value shall not be used in a profile replacement and in the response profile of a profile replacement.		

#### 34.2.15 Circuit mode protected (high) data service

The Circuit mode protected (high) data service information element shall indicate if this type of call is supported for the individual subscriber or for the group in the visited SwMI.

The support may be negotiated between the home SwMI MM and the visited SwMI MM as follows:

- the home SwMI shall send its preferred value to the visited SwMI MM;
- on receipt of the value sent by the home SwMI MM, the visited SwMI MM shall either use that value or change the value. If the visited SwMI MM changed the value, it may send the new value to the home SwMI.

Table 107: Advanced link service element contents

Information element	Length	Value	Remark
Advanced link service	2	00 <sub>2</sub>	Undefined - note
		01 <sub>2</sub>	Reserved
		10 <sub>2</sub>	Not supported
		11 <sub>2</sub>	Supported
NOTE:	The value "undefined" shall indicate that no information for this service is applicable e.g. in a profile update, the sending SwMI MM will encode the element as "undefined" if it has not been changed, and the receiving SwMI MM shall not treat this information element. This value shall not be used in a profile replacement and in the response profile of a profile replacement.		

#### 34.2.16 Circuit mode protected (low) data service

The Circuit mode protected (low) data service information element shall indicate if this type of call is supported for the individual subscriber or for the group in the visited SwMI.

The support may be negotiated between the home SwMI MM and the visited SwMI MM as follows:

- the home SwMI shall send its preferred value to the visited SwMI MM;



- on receipt of the value sent by the home SwMI MM, the visited SwMI MM shall either use that value or change the value. If the visited SwMI MM changed the value, it may send the new value to the home SwMI.

**Table 108: Advanced link service element contents**

Information element	Length	Value	Remark
Advanced link service	2	00 <sub>2</sub>	Undefined - note
		01 <sub>2</sub>	Reserved
		10 <sub>2</sub>	Not supported
		11 <sub>2</sub>	Supported
NOTE:	The value "undefined" shall indicate that no information for this service is applicable e.g. in a profile update, the sending SwMI MM will encode the element as "undefined" if it has not been changed, and the receiving SwMI MM shall not treat this information element. This value shall not be used in a profile replacement and in the response profile of a profile replacement.		

### 34.2.17 Circuit mode unprotected speech + data service

The circuit mode unprotected speech + data service information element shall indicate if this type of call is supported for the individual subscriber or for the group in the visited SwMI.

The support may be negotiated between the home SwMI MM and the visited SwMI MM as follows:

- the home SwMI shall send its preferred value to the visited SwMI MM;
- on receipt of the value sent by the home SwMI MM, the visited SwMI MM shall either use that value or change the value. If the visited SwMI MM changed the value, it may send the new value to the home SwMI.

**Table 109: Advanced link service element contents**

Information element	Length	Value	Remark
Advanced link service	2	00 <sub>2</sub>	Undefined - note
		01 <sub>2</sub>	Reserved
		10 <sub>2</sub>	Not supported
		11 <sub>2</sub>	Supported
NOTE:	The value "undefined" shall indicate that no information for this service is applicable e.g. in a profile update, the sending SwMI MM will encode the element as "undefined" if it has not been changed, and the receiving SwMI MM shall not treat this information element. This value shall not be used in a profile replacement and in the response profile of a profile replacement.		

### 34.2.18 CONS

The CONS element shall indicate if this type of service (i.e. Connection Oriented Network Service) is supported for the individual subscriber in the visited SwMI.

The support may be negotiated between the home SwMI MM and the visited SwMI MM as follows:

- the home SwMI shall send its preferred value to the visited SwMI MM;
- on receipt of the value sent by the home SwMI MM, the visited SwMI MM shall either use that value or change the value. If the visited SwMI MM changed the value, it may send the new value to the home SwMI.

Table 110: Advanced link service element contents

Information element	Length	Value	Remark
Advanced link service	2	00 <sub>2</sub>	Undefined - note
		01 <sub>2</sub>	Reserved
		10 <sub>2</sub>	Not supported
		11 <sub>2</sub>	Supported
NOTE:	The value "undefined" shall indicate that no information for this service is applicable e.g. in a profile update, the sending SwMI MM will encode the element as "undefined" if it has not been changed, and the receiving SwMI MM shall not treat this information element. This value shall not be used in a profile replacement and in the response profile of a profile replacement.		

### 34.2.19 Default SS-information

The Default SS-information element shall indicate whether TETRA supplementary services of which the support is not explicitly negotiated across the ISI (using the SS-information and possibly the SS-information response elements) are supported or not for the individual subscriber or for the group in the visited SwMI.

The support shall be negotiated between the home SwMI MM and the visited SwMI MM as follows:

- the home SwMI shall send its preferred value to the visited SwMI MM;
- on receipt of the value sent by the home SwMI MM, the visited SwMI MM shall either use that value or change the value. If the visited SwMI MM changed the value, it may send the new value to the home SwMI.

Table 111: Default SS-information element contents

Information element	Length	Value	Remark
Default SS-information service	2	00 <sub>2</sub>	Undefined - note
		01 <sub>2</sub>	Reserved
		10 <sub>2</sub>	Not supported
		11 <sub>2</sub>	Supported
NOTE:	The value "undefined" shall indicate that no information for this service is applicable e.g. in a profile update, the sending SwMI MM will encode the element as "undefined" if it has not been changed, and the receiving SwMI MM shall not treat this information element. This value shall not be used in a profile replacement and in the response profile of a profile replacement.		

### 34.2.20 De-registration rejection cause

De-registration rejection cause shall specify the reason for the failed or rejected de-registration.

Table 112: De-registration rejection cause element contents

Information element	Length	Value	Remark
De-registration rejection cause	3	000 <sub>2</sub>	Unknown error
		001 <sub>2</sub>	Unknown subscriber
		010 <sub>2</sub>	Unknown SwMI
		011 <sub>2</sub>	Temporary error
		100 <sub>2</sub>	Service not supported
		101 <sub>2</sub> - 111 <sub>2</sub>	Reserved

### 34.2.21 De-registration type

The de-registration type information element shall indicate the type of the de-registration.

**Table 113: De-registration type element contents**

Information element	Length	Value	Remark
De-registration type	2	00 <sub>2</sub>	Subscriber initiated
		01 <sub>2</sub>	Visited SwMI MM initiated
		10 <sub>2</sub>	Home SwMI MM initiated
		11 <sub>2</sub>	Reserved

**34.2.22 Duplex service**

The Duplex service element shall indicate whether the Duplex service is supported or not for the individual subscriber or for the group in the visited SwMI.

The support may be negotiated between the home SwMI MM and the visited SwMI MM as follows:

- the home SwMI shall send its preferred value to the visited SwMI MM;
- on receipt of the value sent by the home SwMI MM, the visited SwMI MM shall either use that value or change the value. If the visited SwMI MM changed the value, it may send the new value to the home SwMI.

**Table 114: Duplex service element contents**

Information element	Length	Value	Remark
Duplex service	2	00 <sub>2</sub>	Undefined - note
		01 <sub>2</sub>	Reserved
		10 <sub>2</sub>	Not supported
		11 <sub>2</sub>	Supported
NOTE:	The value "undefined" shall indicate that no information for this service is applicable e.g. in a profile update, the sending SwMI MM will encode the element as "undefined" if it has not been changed, and the receiving SwMI MM shall not treat this information element. This value shall not be used in a profile replacement and in the response profile of a profile replacement.		

**34.2.23 End-to-end encryption service**

The End-to-end encryption service element shall specify shall indicate if this type of service (i.e. end-to-end encryption) is supported for the individual subscriber or for the group in the visited SwMI.

The value supported shall mean that the end-to-end encryption may be used. The actual use of the end-to-end encryption shall be determined on the invocation of each service instance, e.g. when a call is invoked.

The support may be negotiated between the home SwMI MM and the visited SwMI MM as follows:

- the home SwMI shall send its preferred value to the visited SwMI MM;
- on receipt of the value sent by the home SwMI MM, the visited SwMI MM shall either use that value or change the value. If the visited SwMI MM changed the value, it may send the new value to the home SwMI.

**Table 115: End-to-end encryption element contents**

Information element	Length	Value	Remark
End-to-end encryption service	2	00 <sub>2</sub>	Undefined - note
		01 <sub>2</sub>	Reserved
		10 <sub>2</sub>	Not supported
		11 <sub>2</sub>	Supported
NOTE:	The value "undefined" shall indicate that no information for this service is applicable e.g. in a profile update, the sending SwMI MM will encode the element as "undefined" if it has not been changed, and the receiving SwMI MM shall not treat this information element. This value shall not be used in a profile replacement and in the response profile of a profile replacement.		

**34.2.24 First/Subsequent Group attachment**

First/Subsequent group attachment shall indicate if the group attachment is the first or not for the group in the visited SwMI MM.

**Table 116: First group attachment element contents**

Information element	Length	Value	Remark
First group attachment	1	0 <sub>2</sub>	Subsequent group attachment
		1 <sub>2</sub>	First group attachment

**34.2.25 Following conditional element(s) present**

Following conditional element(s) present shall indicate if the following conditional element or elements are present and following in the PDU.

**Table 117: Following conditional element(s) present element contents**

Information element	Length	Value	Remark
Following conditional element(s) present	1	0 <sub>2</sub>	Not present
		1 <sub>2</sub>	Present

**34.2.25.1 Forced removal**

Forced removal shall state that RSI is invoked immediately (e.g. no timestamp comparison done).

**Table 117A: Forced removal element contents**

Information element	Length	Value	Remark
Forced removal	1	0	Reserved
		1	Forced removal

**34.2.26 Group attachment/detachment**

The Group attachment/detachment information element shall give the condition in which group attachment and detachment shall be sent to the home SwMI MM.

**Table 118: Group attachment/detachment element contents**

Information element	Length	Value	Remark
Group attachment/ detachment	2	00 <sub>2</sub>	Undefined - note
		01 <sub>2</sub>	First group attachment and last group detachment
		10 <sub>2</sub>	First group attachment and last group detachment, and important user group attachment and detachment shall be sent to home SwMI MM
		11 <sub>2</sub>	Every group attachment and detachment shall be sent to home SwMI MM
NOTE:	The value "undefined" shall indicate that no information for this service is applicable e.g. in a profile update, the sending SwMI MM will encode the element as "undefined" if it has not been changed, and the receiving SwMI MM shall not treat this information element. This value shall not be used in a profile replacement.		

**34.2.27 Group attachment rejection cause**

Group attachment rejection cause shall specify the reason for the failed group attachment.

**Table 119: Group attachment rejection cause element contents**

Information element	Length	Value	Remark
Group attachment rejection cause	4	0000 <sub>2</sub>	Unknown error
		0001 <sub>2</sub>	Unknown individual subscriber
		0010 <sub>2</sub>	Unknown group
		0011 <sub>2</sub>	Unknown SwMI
		0100 <sub>2</sub>	Not authorized
		0101 <sub>2</sub>	Subscriber not reachable
		0110 <sub>2</sub>	Temporary error
		0111 <sub>2</sub>	Service not supported
		1000 <sub>2</sub>	Service not provided
		1001 <sub>2</sub>	Individual subscriber rejection
		1010 <sub>2</sub>	Age stamp mismatch
		1011 <sub>2</sub>	Migration profile rejection
		1100 <sub>2</sub>	Unknown pre-defined profile set reference
		1101 <sub>2</sub>	Reserved
		1110 <sub>2</sub>	Reserved
1111 <sub>2</sub>	Reserved		

**34.2.28 Group basic migration profile (original and temporary)**

The encoding of the group basic migration profile (original and temporary) shall be as defined in table 120.

Table 120: Encoding of group basic migration profile (original and temporary)

Information element	Length	Type	C/O/M	Remark
Profile status	2	1	M	
Point-to-multipoint service	2	1	M	
Point-to-multipoint acknowledged service	2	1	M	
Point-to-multipoint broadcast service	2	1	M	
Speech service	5	1	M	
Circuit mode unprotected data service	2	1	M	
Circuit mode protected (low) data service	2	1	M	
Circuit mode protected (high) data	2	1	M	
Interleaving depth	6	1	M	
SCLNS	2	1	M	
IP service	2	1	M	
AI encryption state list	5	1	M	note 1
End-to-end encryption service	2	1	M	
Group attachment/detachment	2	1	M	
Number of SS-information	6	1	M	
SS-information	8	1	C	note 2
SS-information response	8	1	C	note 3
Default SS information	2	1	M	
SDS profile	6	2	O	
Maximum number of timeslots	3	2	O	
Call time-out timer (T310)	4	2	O	
Call time-out set-up phase timer (T301)	3	2	O	
Group priority	2	2	O	
Subscriber information in group profile	1	2	O	
Subscriber information	variable	3	O	note 4, note 5
Proprietary		3	O	
NOTE 1:	The information element shall indicate: - all supported states when the Profile status is "Profile update" or "Profile replacement"; and - the selected state when the Profile status is "Profile Response".			
NOTE 2:	The information element shall only be present if the Profile status is "Profile update" or "Profile replacement" and then it shall be present as many times as indicated by the "Number of SS information".			
NOTE 3:	The information element shall only be present if the Profile status is "Profile response" and it shall be present as many times as indicated by the "Number of SS information".			
NOTE 4:	This information element may be present only when the "subscriber information in group profile" information element indicates "Supported".			
NOTE 5:	The "subscriber information" information element may be repeated inside the type 3 element up to the length of the type 3 information element as sets. There may be also multiple type 3 information elements if the maximum length of type 3 elements would be exceeded.			

**34.2.29 Group detachment rejection cause**

Group detachment rejection cause shall specify the reason for the failed group detachment.

**Table 121: Group detachment rejection cause element contents**

Information element	Length	Value	Remark
Group detachment rejection cause	4	0000 <sub>2</sub>	Unknown error
		0001 <sub>2</sub>	Unknown individual subscriber
		0010 <sub>2</sub>	Unknown group
		0011 <sub>2</sub>	Unknown SwMI
		0100 <sub>2</sub>	Not authorized
		0101 <sub>2</sub>	Subscriber not reachable
		0110 <sub>2</sub>	Temporary error
		0111 <sub>2</sub>	Service not supported
		1000 <sub>2</sub>	Service not provided
		1001 <sub>2</sub>	Individual subscriber rejection
		1010 <sub>2</sub>	Age stamp mismatch
		1011 <sub>2</sub>	Migration profile rejection
		1100 <sub>2</sub>	Unknown pre-defined profile set reference
		1101 <sub>2</sub> - 1111 <sub>2</sub>	Reserved

**34.2.30 Group information**

The Group information element shall specify the relation between the individual subscriber and the groups of which the subscriber is a member.

**Table 122: Group element contents**

Information element	Length	Type	C/O/M	Remark
GSSI	24	1	M	
Subscriber status	1	1	M	
Class of usage	3	1	M	note 1
Proprietary		3	O	note 2
NOTE 1:	For information element encoding, see ETS 300 392-2 [1], subclause 16.10.6.			
NOTE 2:	For information element encoding, see ETS 300 392-2 [1], subclause 14.8.35.			

**34.2.31 Group information in subscriber profile**

The Group information in subscriber profile element shall indicate if the visited SwMI MM supports group information in subscriber profile.

**Table 123: Group information in subscriber profile element contents**

Information element	Length	Value	Remark
Group information in subscriber profile	1	0 <sub>2</sub>	Group information in subscriber profile not supported
		1 <sub>2</sub>	Group information in subscriber profile supported

**34.2.32 Group priority**

This priority is relative to what is internally defined for the visited SwMI MM. It shall be used in the call set up in addition to the call priority element.

NOTE: This priority is not related to the AI call priority.

Table 124: Group priority element contents

Information element	Length	Value	Remark
Group Priority	2	00 <sub>2</sub>	Low priority
		01 <sub>2</sub>	Normal priority
		10 <sub>2</sub>	High priority
		11 <sub>2</sub>	Emergency priority

### 34.2.33 GSSI

The group address. For a full definition see ETS 300 392-1 [2] , clause 7.

Table 125: GSSI element contents

Information element	Length	Value	Remark
GSSI	24	any	

### 34.2.34 Home/Visited SwMI MM initiated

Home/Visited SwMI MM initiated shall indicate if the OTAR SCK delivery service has been initiated by the home or by the visited SwMI MM.

Table 126: Home/Visited SwMI MM initiated contents

Information element	Length	Value	Remark
Home/Visited SwMI MM initiated	1	0 <sub>2</sub>	Home SwMI MM initiated
		1 <sub>2</sub>	Visited SwMI MM initiated

### 34.2.35 Independent of authentication service

Independent of authentication service shall indicate whether the authentication service is carried out in conjunction with the migration service or not. In addition, if the value of the element is "Dependent" the home SwMI MM shall not send the migration approval (Migration\_resp) until it has received the Authenticated\_ind (if the home SwMI MM supports the authentication service).

Table 127: Independent of authentication service element contents

Information element	Length	Value	Remark
Independent of authentication service	1	0	Independent
		1	Dependent



**34.2.36 Individual basic migration profile (original and temporary)**

The encoding of the individual basic migration profile (original and temporary) shall be as defined in table 128.

**Table 128: Individual basic migration profile (original and temporary) contents**

Information element	Length	Type	C/O/M	Remark
Profile status	2	1	M	
Point-to-point call service	2	1	M	
Point-to-multipoint call service	2	1	M	
Point-to-multipoint acknowledged call service	2	1	M	
Point-to-multipoint broadcast service	2	1	M	
Speech service	5	1	M	
Circuit mode unprotected data service	2	1	M	
Circuit mode protected (low) data service	2	1	M	
Circuit mode protected (high) data service	2	1	M	
Interleaving depth	5	1	M	
Duplex service	2	1	M	
CONS	2	1	M	
SCLNS	2	1	M	
Authentication service	2	1	M	
OTAR SCK generation service	2	1	M	
OTAR SCK delivery service	2	1	M	
AI encryption state list	5	1	C	note 1
End-to-end encryption service	2	1	M	
Number of SS-information	6	1	M	
SS-information	8	1	C	note 2
SS-information response	8	1	C	note 3
Number of MS-ISDN digits	5	1	M	
MS-ISDN digit	4	1	C	note 4
Length of IP service	11	1	M	
IP service	variable	1	C	note 5 note 6
Default SS-information	2	2	O	
SDS profile	6	2	O	
Advanced link service	2	2	O	
Maximum number of timeslots	3	2	O	
Call time-out timer (T310)	4	2	O	
Call time-out set-up phase timer (T301)	3	2	O	
Group information	variable		C	note 7
Proprietary		3	O	
NOTE 1:	The information element shall indicate: - all supported states when the Profile status is "Profile update" or "Profile replacement"; - the selected state when the Profile status is "Profile Response."			
NOTE 2:	The information element shall be conditional on Profile status as follows: - "Profile Response": element shall be present; - "Profile update" or "Profile replacement": element shall not be present;			
NOTE 3:	The element shall appear as many times as indicated by the element "Number of SS-information".			
NOTE 4:	MS-ISDN digit shall be repeated as many times as indicated by the number of MS-ISDN digits information element.			
NOTE 5:	The of this information element shall be according to Length of IP service information element.			
NOTE 6:	Refer to EN 301 747 [17] clause 7 for the usage of this information element.			
NOTE 7:	The "group information" information element may be repeated inside the type 3 element up to the length of the type 3 information element as sets as defined in subclause 33.2.87. There may be also multiple type 3 information elements, if the maximum length of type 3 elements would otherwise be exceeded. The length is from 44 onwards.			

**34.2.37 Interleaving depth**

The interleaving depth information element shall indicate the level of interleaving depth that is supported for the individual subscriber or for the group.

The element shall be a bit map of which the bits shall indicate the support as follows starting from the left-most (most significant) bit:

- 1st bit: Undefined/Defined, shall be as follows:
  - "0": Undefined, the current value in the existing migration profile shall be kept, all interleaving support bit shall be set to "0". This value shall not be used in a profile replacement and in the response profile of a profile replacement; or
  - "1": Defined, the interleaving depth shall be defined as indicated by the following bit map information;
- 2nd bit: No interleaving, shall be either:
  - "0", shall indicate "not supported"; or
  - "1" shall indicate "supported";
- 3rd bit: Short interleaving depth (i.e. value "1"), shall be either:
  - "0", shall indicate "not supported"; or
  - "1" shall indicate "supported";
- 4th bit: Medium interleaving depth (i.e. value "4"), shall be either:
  - "0", shall indicate "not supported"; or
  - "1" shall indicate "supported";
- 5th bit: Long interleaving depth (i.e. value "8"), shall be either:
  - "0", shall indicate "not supported"; or
  - "1" shall indicate "supported".

**Table 129: Interleaving depth element contents**

Information element	Length	Value	Remark
Interleaving depth	5	00000 <sub>2</sub>	Interleaving undefined, note
		00001 <sub>2</sub>	Long interleaving
		00010 <sub>2</sub>	Medium interleaving
		00100 <sub>2</sub>	Short interleaving
		01000 <sub>2</sub>	No interleaving
		10000 <sub>2</sub>	Interleaving support indicated
NOTE: The interleaving support bits has no meaning and shall be set to "0".			

**34.2.38 IP service**

The IP service element shall indicate if this type of service (i.e. Internet Protocol) is supported for the individual subscriber or for the group in the visited SwMI.

The support may be negotiated between the home SwMI MM and the visited SwMI MM as follows:

- the home SwMI shall send its preferred value to the visited SwMI MM;
- on receipt of the value sent by the home SwMI MM, the visited SwMI MM shall either use that value or change the value. If the visited SwMI MM changed the value, it may send the new value to the home SwMI.

Table 130: IP service element contents

Information element	Length	Value	Remark
IP service	2	00 <sub>2</sub>	Undefined - note
		01 <sub>2</sub>	Reserved
		10 <sub>2</sub>	Not supported
		11 <sub>2</sub>	Supported
NOTE:	The value "undefined" shall indicate that no information for this service is applicable e.g. in a profile update, the sending SwMI MM will encode the element as "undefined" if it has not been changed, and the receiving SwMI MM shall not treat this information element. This value shall not be used in a profile replacement and in the response profile of a profile replacement.		

**34.2.39 ISSI**

The individual subscriber address (without the MNI). For a full definition see ETS 300 392-1 [2], clause 7.

Table 131: ISSI element contents

Information element	Length	Value	Remark
ISSI	24	any	

**34.2.40 ISI profile type 3 element identifier**

The ISI profile specific type 3 element identifier indicates the value of the following type 3 elements in the migration profiles.

Table 132: ISI type 3 element identifier values

Information element	length	Value	Remark
Type 3 element identifier	4	0000 <sub>2</sub>	SS-migration profile
		0001 <sub>2</sub>	Group information
		0010 <sub>2</sub>	Subscriber information
		0011 <sub>2</sub>	SS parameter
		0100 <sub>2</sub>	Subscriber information in group profile not supported
		0101 <sub>2</sub>	SS-ISI-PROFILE
		0110 <sub>2</sub>	Proprietary
		0111 <sub>2</sub>	
		etc.	Reserved
		1111 <sub>2</sub>	Reserved

**34.2.41 Last group detachment**

Last group detachment shall indicate if the group detachment is the last or not.

Table 133: Last group detachment element contents

Information element	Length	Value	Remark
Last group detachment	1	0 <sub>2</sub>	Last group detachment
		1 <sub>2</sub>	Not last group detachment

**34.2.42 Linking rejection cause**

Void.

**Table 134: Void****34.2.43 Maximum number of timeslots**

The Maximum number of timeslot information element shall indicate the maximum number of timeslots that is supported for the individual subscriber or for the group in the visited SwMI.

The support may be negotiated between the home SwMI MM and the visited SwMI MM as follows:

- the home SwMI shall send its preferred value to the visited SwMI MM;
- on receipt of the value sent by the home SwMI MM, the visited SwMI MM shall either use that value or change the value. If the visited SwMI MM changed the value, it may send the new value to the home SwMI.

**Table 135: Maximum number of timeslots element contents**

Information element	Length	Value	Remark
Maximum number of timeslots	3	000 <sub>2</sub>	Undefined (note)
		001 <sub>2</sub>	Up to one slot
		010 <sub>2</sub>	Up to two slots
		011 <sub>2</sub>	Up to three slots
		100 <sub>2</sub>	Up to four slots
		101 <sub>2</sub> 111 <sub>2</sub>	Reserved
NOTE:	The value "undefined" shall indicate that no information for this service is applicable e.g. in a profile update, the sending SwMI MM will encode the element as "undefined" if it has not been changed, and the receiving SwMI MM shall not treat this information element. This value shall not be used in a profile replacement and in the response profile of a profile replacement.		

**34.2.44 Migration rejection cause**

Migration rejection cause shall specify the reason for the rejected or failed migration.

**Table 136: Migration rejection cause element contents**

Information element	Length	Value	Remark
Migration rejection cause	4	0000 <sub>2</sub>	Unknown error
		0001 <sub>2</sub>	Unknown subscriber
		0010 <sub>2</sub>	Unknown SwMI
		0011 <sub>2</sub>	Temporary error
		0100 <sub>2</sub>	Service not supported
		0101 <sub>2</sub>	Too old age stamp
		0110 <sub>2</sub>	Migration/restricted migration not allowed
		0111 <sub>2</sub>	Migration profile rejection
		1000 <sub>2</sub>	Unknown pre-defined profile
		1001 <sub>2</sub>	Authentication failed

**34.2.45 Migration type**

The migration type shall indicate the type of migration.

**Table 137: Migration type element contents**

Information element	Length	Value	Remark
Migration type	2	00 <sub>2</sub>	Migration
		01 <sub>2</sub>	Migration with call restoration
		10 <sub>2</sub>	Restricted migration
		11 <sub>2</sub>	Restricted migration with call restoration
NOTE:	This value shall not be used in the MIGRATION RESPONSE PDU.		

**34.2.46 MNI**

The MNI element shall be used to indicate the full TSI address. For a full definition see ETS 300 392-1 [2], clause 7.

**Table 138: MNI element contents**

Information element	Length	Type	C/O/M	Remark
Mobile Country Code (MCC)	10	1	M	
Mobile Network Code (MNC)	14	1	M	

**34.2.47 MNIs of SSI and of visited SwMI MM following**

The MNIs of SSI and of visited SwMI MM following element shall be used to indicate whether two conditional MNI elements follow this element in the PDU.

**Table 139: MNIs of SSI and of visited SwMI MM following element contents**

Information element	Length	Value	Remark
MNIs of SSI and of visited SwMI MM following	1	0 <sub>2</sub>	MNIs do not follow
		1 <sub>2</sub>	MNIs follow

**34.2.48 Not supported SS**

Not supported SS shall specify a supplementary service which is not supported to the individual subscriber or to a group in the visited SwMI. The information element encoding shall be as SS-type, see subclause 34.2.86.

**34.2.49 Number of following elements**

The Number of following elements element shall indicate the number of following conditional elements.

**Table 140: Number of following elements element contents**

Information element	Length	Value	Remark
Number of following elements	3	000 <sub>2</sub>	0
		001 <sub>2</sub>	1
		010 <sub>2</sub>	2
		011 <sub>2</sub>	3
		100 <sub>2</sub>	4
		101 <sub>2</sub> 111 <sub>2</sub>	Reserved
NOTE:	The value "000 <sub>2</sub> " shall indicate that no elements are following and that the information has not been changed. Consequently, the receiving SwMI MM shall not treat this information element. This value shall not be used in a profile replacement and in the response profile of a profile replacement.		

**34.2.50 Number of not supported SSs**

Number of not supported SSs element shall specify the number of not supported supplementary services elements that are included in the PDU.

**Table 141: Number of not supported SSs**

Information sub-element	Length	Value	Remark
Number of not supported SSs	6	000000 <sub>2</sub>	0
		000001 <sub>2</sub>	1
		etc...	
		111111 <sub>2</sub>	63

**34.2.51 Number of SS-information**

The Number of SS-information element shall specify the number of SS-information elements that are included in the profile.

The element encoding shall be as the encoding of the Number of not supported SSs element.

**34.2.52 Original/Subsequent use of param**

Original/Subsequent use of param shall indicate if the parameters are used for the first time (original use) or subsequently, i.e. not for the first time, in the visited SwMI MM.

**Table 142: Original/Subsequent use of param element contents**

Information element	Length	Value	Remark
Original/Subsequent use of param	1	0 <sub>2</sub>	Original
		1 <sub>2</sub>	Subsequent

**34.2.53 OTAR SCK delivery service**

The OTAR SCK delivery service element shall indicate if this type of service (OTAR SCK delivery service) is supported for the individual subscriber. If the home SwMI MM indicates that the service is supported, the visited SwMI MM shall be able to invoke the service across the ISI for the individual subscriber using the OTAR SCK delivery service as defined in clause 13. If the visited SwMI MM indicates that the service is supported, it may invoke the service across the ISI.

The support may be negotiated between the home SwMI MM and the visited SwMI MM as follows:

- the home SwMI shall send its preferred value to the visited SwMI MM;
- on receipt of the value sent by the home SwMI MM, the visited SwMI MM shall either use that value or change the value. If the visited SwMI MM changed the value, it may send the new value to the home SwMI.

**Table 143: OTAR SCK service element contents**

Information element	Length	Value	Remark
OTAR SCK service	2	00 <sub>2</sub>	Undefined - note
		01 <sub>2</sub>	Reserved
		10 <sub>2</sub>	Not supported
		11 <sub>2</sub>	Supported
NOTE:	The value "undefined" shall indicate that no information for this service is applicable e.g. in a profile update, the sending SwMI MM will encode the element as "undefined" if it has not been changed, and the receiving SwMI MM shall not treat this information element. This value shall not be used in a profile replacement and in the response profile of a profile replacement.		

#### 34.2.54 OTAR SCK generation service

The OTAR SCK generation service element shall indicate if this type of service (OTAR SCK generation service) is supported for the individual subscriber. If the home SwMI MM indicates that the service is supported, the visited SwMI MM shall be able to invoke the service across the ISI for the individual subscriber using the OTAR SCK generation service as defined in clause 13. If the visited SwMI MM indicates that the service is supported, it may invoke the service across the ISI.

The support may be negotiated between the home SwMI MM and the visited SwMI MM as follows:

- the home SwMI shall send its preferred value to the visited SwMI MM;
- on receipt of the value sent by the home SwMI MM, the visited SwMI MM shall either use that value or change the value. If the visited SwMI MM changed the value, it may send the new value to the home SwMI.

**Table 144: OTAR SCK generation service element contents**

Information element	Length	Value	Remark
OTAR SCK generation service	2	00 <sub>2</sub>	Undefined - note
		01 <sub>2</sub>	Reserved
		10 <sub>2</sub>	Not supported
		11 <sub>2</sub>	Supported
NOTE:	The value "undefined" shall indicate that no information for this service is applicable e.g. in a profile update, the sending SwMI MM will encode the element as "undefined" if it has not been changed, and the receiving SwMI MM shall not treat this information element. This value shall not be used in a profile replacement and in the response profile of a profile replacement.		

#### 34.2.55 OTAR SCK key rejection cause

OTAR SCK key rejection cause shall specify the reason for the rejected or failed OTAR sealed key operation.

Table 145: OTAR key rejection cause element contents

Information element	Length	Value	Remark
OTAR SCK key rejection cause	4	0000 <sub>2</sub>	Unknown error
		0001 <sub>2</sub>	Unknown subscriber
		0010 <sub>2</sub>	Unknown SwMI
		0011 <sub>2</sub>	Temporary error
		0100 <sub>2</sub>	Assignment fails in air i/f
		0101 <sub>2</sub>	Subscriber not reachable
		0110 <sub>2</sub>	Obsolete OTAR SCK key service parameters
		0111 <sub>2</sub>	Sealed key failed to decrypt
		1000 <sub>2</sub>	Incorrect KN
1001 <sub>2</sub> - 1111 <sub>2</sub>	Reserved		

#### 34.2.56 OTAR SCK param rejection cause

OTAR SCK param rejection cause shall specify the reason for the rejected or failed OTAR generator parameters operation.

Table 146: OTAR SCK param rejection cause element contents

Information element	Length	Value	Remark
OTAR SCK param rejection cause	4	0000 <sub>2</sub>	Unknown error
		0001 <sub>2</sub>	Unknown subscriber
		0010 <sub>2</sub>	Unknown SwMI
		0011 <sub>2</sub>	Temporary error
		0100 <sub>2</sub>	Assignment fails in air i/f
		0101 <sub>2</sub>	Subscriber not reachable
		0110 <sub>2</sub>	Obsolete OTAR SCK generator parameters
		0111 <sub>2</sub> - 1111 <sub>2</sub>	Reserved

#### 34.2.57 Other linked group

Void.



Table 147: Void

## 34.2.58 PDU type

PDU type shall specify the PDU type.

Table 148: PDU type element contents

Information element	Length	Value	Remark
PDU type	6	000000 <sub>2</sub>	AUTHENTICATION DEMAND
		000001 <sub>2</sub>	AUTHENTICATION RESPONSE
		000010 <sub>2</sub>	AUTHENTICATION RESULT
		000011 <sub>2</sub>	AUTH REJECT
		000100 <sub>2</sub>	OTAR-PARAM DEMAND
		000101 <sub>2</sub>	OTAR-PARAM PROVIDE
		000110 <sub>2</sub>	OTAR-PARAM RESULT
		001000 <sub>2</sub>	OTAR-PARAM REJECT
		001001 <sub>2</sub>	OTAR-KEY DEMAND
		001010 <sub>2</sub>	OTAR-KEY PROVIDE
		001011 <sub>2</sub>	OTAR-KEY RESULT
		001100 <sub>2</sub>	OTAR-KEY REJECT
		001101 <sub>2</sub>	MIGRATION
		001110 <sub>2</sub>	MIGRATION RESPONSE
		001111 <sub>2</sub>	MIGRATION REJECT
		010000 <sub>2</sub>	MIGRATION REJECT RESPONSE
		010001 <sub>2</sub>	PROFILE UPDATE
		010010 <sub>2</sub>	PROFILE UPDATE RESPONSE
		010011 <sub>2</sub>	PROFILE REJECT
		010100 <sub>2</sub>	REMOVE SUBS
		010101 <sub>2</sub>	REMOVE SUBS RESPONSE
		010110 <sub>2</sub>	REMOVE REJECT
		010111 <sub>2</sub>	DE-REGISTRATION
		011000 <sub>2</sub>	DE-REGISTRATION RESPONSE
		011001 <sub>2</sub>	DE-REG REJECT
		011010 <sub>2</sub>	GROUP ATTACHMENT
		011011 <sub>2</sub>	GROUP ATTACHMENT RESPONSE
		011100 <sub>2</sub>	GROUP ATT REJECT
		011101 <sub>2</sub>	GROUP DETACHMENT
		011110 <sub>2</sub>	GROUP DETACHMENT RESPONSE
		011111 <sub>2</sub>	GROUP DET REJECT
		100000 <sub>2</sub>	HMM RECOVERY
		100001 <sub>2</sub>	HMM RECOVERY RESPONSE
100010 <sub>2</sub>	HMM RECOVERY COMPLETED		
100011 <sub>2</sub>	HMM RECOVERY COMPLETED RESPONSE		
100100 <sub>2</sub>	HMM RECOVERY REJECT		
100101 <sub>2</sub>	Reserved		
100110 <sub>2</sub>	Reserved		
100111 <sub>2</sub>	Reserved		
101000 <sub>2</sub>	Reserved		
101001 <sub>2</sub>	Reserved		
101010 <sub>2</sub>	Reserved		
101011 <sub>2</sub>	Reserved		
101100 <sub>2</sub>	Reserved		
101101 <sub>2</sub>	Reserved		
101110 <sub>2</sub>	SS-PROFILE UPDATE		
101111 <sub>2</sub>	SS-PROFILE UPDATE RESPONSE		
110000 <sub>2</sub>	SS-PROFILE REJECT		
110001 <sub>2</sub> - 111111 <sub>2</sub>	Reserved		

**34.2.59 Pre-defined profile set reference(s)**

Pre-defined profile set reference(s) shall indicate:

- when sent from the visited SwMI MM to the home SwMI MM the information shall indicate the set of supported pre-defined migration profile sets that may be used for the subscriber in the visited SwMI MM; and
- when sent from the home SwMI MM to the visited SwMI MM the information shall indicate either:
  - the pre-defined migration profile set that shall be used for the subscriber in the visited SwMI MM; or
  - if the profile exchange takes place between the SwMI MMs all sets shall be indicate as "not supported" to indicate that the exchanged migration profile(s) shall be used.

The contents of the pre-defined migration profile and the correspondence between the references and the profile sets is outside the scope of this ETS.

Each bit shall indicate that the corresponding migration profile set is supported/used (bit equals to "1") or that the corresponding profile set is not supported/not used (bit equals to "0"). The leftmost (least significant) bit refers to migration profile set 1; the second leftmost bit refers to migration profile set 2;...; the rightmost (most significant) bit refers to migration profile set 16.

**Table 149: Pre-defined profile set reference(s) element contents**

Information element	Length	Value	Remark
Pre-defined profile set reference(s)	16	0000000000000000 <sub>2</sub>	No profile sets
		0000000000000001 <sub>2</sub>	Profile set 1
		etc.	
		1111111111111111 <sub>2</sub>	All profile sets

**34.2.60 Profile exchange support**

Profile exchange support shall indicate if the individual subscriber may migrate using pre-defined profiles.

**Table 150: Profile exchange support element contents**

Information element	Length	Value	Remark
Profile exchange support	1	0 <sub>2</sub>	Not supported
		1 <sub>2</sub>	Supported

**34.2.61 Profile rejection cause**

Profile rejection cause shall specify the reason for the rejected profile update.

**Table 151: Profile rejection cause element contents**

Information element	Length	Value	Remark
Profile rejection cause	4	0000 <sub>2</sub>	Unknown error
		0001 <sub>2</sub>	Unknown subscriber
		0010 <sub>2</sub>	Unknown SwMI
		0011 <sub>2</sub>	Temporary error
		0100 <sub>2</sub>	Service not supported
		0101 <sub>2</sub>	Failed migration profile reception
		0110 <sub>2</sub>	SS-migration profile not applicable
		0111 <sub>2</sub> - 1111 <sub>2</sub>	Reserved

**34.2.62 Profile type**

The Profile type element shall indicate whether the migration or SS-migration profile is for an individual subscriber or for a group.

**Table 152: Profile type element contents**

Information element	Length	Value	Remark
Profile type	1	0 <sub>2</sub>	Individual subscriber
		1 <sub>2</sub>	Group

**34.2.63 Point-to-multipoint acknowledged service**

The Point-to-multipoint acknowledged service element shall specify if this type of calls (i.e. acknowledged group calls) are supported for the individual subscriber or for the group in the visited SwMI.

The support may be negotiated between the home SwMI MM and the visited SwMI MM as follows:

- the home SwMI shall send its preferred value to the visited SwMI MM;
- on receipt of the value sent by the home SwMI MM, the visited SwMI MM shall either use that value or change the value. If the visited SwMI MM changed the value, it may send the new value to the home SwMI.

**Table 153: Point-to-multipoint acknowledged service element contents**

Information element	Length	Value	Remark
Point-to-multipoint acknowledged service	2	00 <sub>2</sub>	Undefined - note
		01 <sub>2</sub>	Reserved
		10 <sub>2</sub>	Not supported
		11 <sub>2</sub>	Supported
NOTE:	The value "undefined" shall indicate that no information for this service is applicable e.g. in a profile update, the sending SwMI MM will encode the element as "undefined" if it has not been changed, and the receiving SwMI MM shall not treat this information element. This value shall not be used in a profile replacement and in the response profile of a profile replacement.		

**34.2.64 Point-to-multipoint broadcast service**

The Point-to-multipoint broadcast service element shall indicate if this type of group call is supported for the individual subscriber or for the group in the visited SwMI.

The support may be negotiated between the home SwMI MM and the visited SwMI MM as follows:

- the home SwMI shall send its preferred value to the visited SwMI MM;
- on receipt of the value sent by the home SwMI MM, the visited SwMI MM shall either use that value or change the value. If the visited SwMI MM changed the value, it may send the new value to the home SwMI.

**Table 154: Point-to-multipoint broadcast service element contents**

Information element	Length	Value	Remark
Point-to-multipoint broadcast service	2	00 <sub>2</sub>	Undefined - note
		01 <sub>2</sub>	Reserved
		10 <sub>2</sub>	Not supported
		11 <sub>2</sub>	Supported
NOTE:	The value "undefined" shall indicate that no information for this service is applicable e.g. in a profile update, the sending SwMI MM will encode the element as "undefined" if it has not been changed, and the receiving SwMI MM shall not treat this information element. This value shall not be used in a profile replacement and in the response profile of a profile replacement.		

**34.2.65 Point-to-multipoint service**

The Point-to-multipoint service element shall specify if this type of calls (i.e. group calls) are supported for the individual subscriber or for the group in the visited SwMI.

The support may be negotiated between the home SwMI MM and the visited SwMI MM as follows:

- the home SwMI shall send its preferred value to the visited SwMI MM;
- on receipt of the value sent by the home SwMI MM, the visited SwMI MM shall either use that value or change the value. If the visited SwMI MM changed the value, it may send the new value to the home SwMI.

**Table 155: Point-to-multipoint acknowledged service element contents**

Information element	Length	Value	Remark
Point-to-multipoint acknowledged service	2	00 <sub>2</sub>	Undefined - note
		01 <sub>2</sub>	Reserved
		10 <sub>2</sub>	Not supported
		11 <sub>2</sub>	Supported
NOTE:	The value "undefined" shall indicate that no information for this service is applicable e.g. in a profile update, the sending SwMI MM will encode the element as "undefined" if it has not been changed, and the receiving SwMI MM shall not treat this information element. This value shall not be used in a profile replacement and in the response profile of a profile replacement.		

**34.2.66 Point-to-point service**

The Point-to-point service element shall specify if this type of calls (i.e. individual calls) are supported for the individual subscriber in the visited SwMI.

The support may be negotiated between the home SwMI MM and the visited SwMI MM as follows:

- the home SwMI shall send its preferred value to the visited SwMI MM;
- on receipt of the value sent by the home SwMI MM, the visited SwMI MM shall either use that value or change the value. If the visited SwMI MM changed the value, it may send the new value to the home SwMI.

Table 156: Point-to-point service element contents

Information element	Length	Value	Remark
Point-to-point service	2	00 <sub>2</sub>	Undefined - note
		01 <sub>2</sub>	Reserved
		10 <sub>2</sub>	Not supported
		11 <sub>2</sub>	Supported
NOTE:	The value "undefined" shall indicate that no information for this service is applicable e.g. in a profile update, the sending SwMI MM will encode the element as "undefined" if it has not been changed, and the receiving SwMI MM shall not treat this information element. This value shall not be used in a profile replacement and in the response profile of a profile replacement.		

### 34.2.67 Profile status

The Profile status element shall specify the type of the basic migration profile or that of the original SS-migration profile (given in one SS-migration profile request element). If the original or the temporary migration profile is part of the migration service or the first group attachment service, the value shall be "Replacement".

Table 157: Profile status element contents

Information element	Length	Value	Remark
Profile status	2	00 <sub>2</sub>	Profile Replacement
		01 <sub>2</sub>	Profile Update
		10 <sub>2</sub>	Profile Response
		11 <sub>2</sub>	Reserved

### 34.2.68 Proprietary

Proprietary is an optional, variable length element and shall be used to send and receive proprietary defined information appended to the PDUs.

The first 8 bits of the proprietary element shall indicate the manufacturer as defined in table 158, otherwise the use, the size and the structure of the proprietary element is outside the scope of this ETS.

Table 158: Proprietary

Information element	Length	Value	Remark
Manufacturer identity	8		

### 34.2.69 Recovery

The Recovery information element shall indicate if the information flow is sent as part of recovery service.

Table 159: Recovery element contents

Information element	Length	Value	Remark
Recovery	1	0 <sub>2</sub>	No recovery
		1 <sub>2</sub>	Recovery

### 34.2.70 Recovery rejection cause

Recovery rejection cause shall specify the reason for the rejected HMM recovery.

Table 160: Recovery rejection reason element contents

Information element	Length	Value	Remark
Recovery rejection cause	2	00 <sub>2</sub>	Unknown error
		01 <sub>2</sub>	Unknown SwMI
		10 <sub>2</sub>	Temporary error
		11 <sub>2</sub>	Reserved

### 34.2.71 Recovery type

Recovery type shall indicate if the recovery operation recovers the individual subscriber or the group information.

Table 161: Recovery type element contents

Information element	Length	Value	Remark
Recovery type	1	0 <sub>2</sub>	Group
		1 <sub>2</sub>	Individual subscriber

### 34.2.72 Restricted migration support

Restricted migration support shall indicate if the visited SwMI MM supports restricted migration service for the individual subscriber.

Table 162: Restricted migration support element contents

Information element	Length	Value	Remark
Restricted migration support	1	0 <sub>2</sub>	Not supported
		1 <sub>2</sub>	Supported

### 34.2.73 RSI rejection cause

RSI cause shall specify the reason for the rejected RSI.

Table 163: RSI rejection cause element contents

Information element	Length	Value	Remark
RSI rejection cause	3	000 <sub>2</sub>	Unknown error
		001 <sub>2</sub>	Unknown SwMI
		010 <sub>2</sub>	Temporary error
		011 <sub>2</sub>	Too old age stamp
		100 <sub>2</sub> - 111 <sub>2</sub>	Reserved

### 34.2.74 SCLNS

The SCLNS element shall indicate if this type of service (i.e. Specific ConnectionLess Network Service) is supported for the individual subscriber or for the group in the visited SwMI.

The support may be negotiated between the home SwMI MM and the visited SwMI MM as follows:

- the home SwMI shall send its preferred value to the visited SwMI MM;
- on receipt of the value sent by the home SwMI MM, the visited SwMI MM shall either use that value or change the value. If the visited SwMI MM changed the value, it may send the new value to the home SwMI.

Table 164: SCLNS element contents

Information element	Length	Value	Remark
SCLNS	2	00 <sub>2</sub>	Undefined - note
		01 <sub>2</sub>	Reserved
		10 <sub>2</sub>	Not supported
		11 <sub>2</sub>	Supported
NOTE:	The value "undefined" shall indicate that no information for this service is applicable e.g. in a profile update, the sending SwMI MM will encode the element as "undefined" if it has not been changed, and the receiving SwMI MM shall not treat this information element. This value shall not be used in a profile replacement and in the response profile of a profile replacement.		

### 34.2.75 SDS profile

The SDS profile element shall indicate the type of Short Data Service (SDS) messages that are supported for the individual subscriber or for the group in the visited SwMI.

If negotiated, the service shall be negotiated as the Authentication service.

Table 165: SDS profile element contents

Information sub-element	Length	Value	Remark
Pre-defined short message	1	0 <sub>2</sub>	Pre-defined short message not supported
		1 <sub>2</sub>	Pre-defined short message supported
User defined short message	1	0 <sub>2</sub>	User defined short message not supported
		1 <sub>2</sub>	User defined short message supported
User defined Data 1	1	0 <sub>2</sub>	User defined Data 1 not supported
		1 <sub>2</sub>	User defined Data 1 supported
User defined Data 2	1	0 <sub>2</sub>	User defined Data 2 not supported
		1 <sub>2</sub>	User defined Data 2 supported
User defined Data 3	1	0 <sub>2</sub>	User defined Data 3 not supported
		1 <sub>2</sub>	User defined Data 3 supported
User defined Data 4	1	0 <sub>2</sub>	User defined Data 4 not supported
		1 <sub>2</sub>	User defined Data 4 supported

### 34.2.76 Speech service

The Speech service element shall specify which speech services are supported for the individual subscriber or for the group in the visited SwMI. The speech services shall be presented as a bit map as defined in table 166. Each "1" shall indicate the supported speech service and the element value shall be sum of all supported services e.g. indicated TETRA encoded speech shall be "10001<sub>2</sub>".

Table 166: Speech service element contents

Information element	Length	Value	Remark
Speech service	4	00000 <sub>2</sub>	Speech service undefined, note
		00001 <sub>2</sub>	TETRA encoded speech
		00010 <sub>2</sub>	Reserved
		00100 <sub>2</sub>	Reserved
		01000 <sub>2</sub>	Proprietary encoded speech
		10000 <sub>2</sub>	Speech service support indicated
NOTE:	The value "undefined" shall indicate that no speech encoding information is applicable and those bit shall be set to "0". E.g. in a profile update, the sending SwMI MM will encode the element as "undefined" if it has not been changed, and the receiving SwMI MM shall not treat this information element. This value shall not be used in a profile replacement and in the response profile of a profile replacement.		

### 34.2.77 SS-information

The SS-information element shall indicate if a supplementary service should be supported for the individual subscriber or for the group in the visited SwMI. The SS-information element shall refer to a given supplementary service as indicated by the SS-type information sub-element.

Table 167: SS-information contents

Information sub-element	Length	Type	C/O/M	Remark
SS-type	6	1	M	
SS-status	2	1	M	

### 34.2.78 SS-information response

The SS-information element shall indicate if a supplementary service is supported or not for the individual subscriber or for the group in the visited SwMI MM. The SS-information element shall refer to a given supplementary service as indicated by the SS-type information sub-element.

Table 168: SS-information response contents

Information sub-element	Length	Type	C/O/M	Remark
SS-type	6	1	M	
SS-response status	2	1	M	

### 34.2.79 SS-migration profile (original)

The SS-migration profile (original) shall define one original migration profile of a supplementary service for an individual subscriber or for a group. The element shall be sent from the home SwMI MM to the visited SwMI MM. It shall indicate the home SwMI MM's preference contents for the profile.

Table 169: SS-migration profile (original) contents

Information sub-element	Length	Type	C/O/M	Remark
SS-type	6	1	M	note 1
Profile status	2	1	M	
SS-ISI-PROFILE	3	O		note 2
NOTE 1:	If the receiving SwMI MM does not understand the SS-type then it shall ignore the SS-ISI-PROFILE.			
NOTE 2:	The contents of SS-ISI-PROFILE shall be as defined, if applicable, for the supplementary service in each supplementary service subpart of ETS 300 392-12 [4].			



**34.2.80 SS-migration profile response (temporary)**

The SS-migration profile (temporary) shall define one original migration profile of a supplementary service for an individual subscriber or for a group. The element shall be sent from the visited SwMI MM to the home SwMI MM. It shall indicate the profile that shall be used for the for the individual subscriber or for the group in the visited SwMI.

**Table 170: SS-migration profile (temporary) contents**

Information sub-element	Length	Type	C/O/M	Remark
SS-type	6	1	M	note 1
SS-profile response status	2	1	M	
SS-ISI-PROFILE		3	O	note 2
NOTE 1:	If the receiving SwMI MM does not understand the SS-type then it shall ignore the SS-ISI-PROFILE.			
NOTE 2:	The contents of SS-ISI-PROFILE shall be defined, if applicable, for the supplementary service in each supplementary service subpart of ETS 300 392-12 [4].			

**34.2.81 SS-profile response status**

The SS-profile response element shall specify the relationship between the original SS-migration profile (received in the SS-profile update\_ind) and the created SS-migration profile.

**Table 171: SS-profile response status element contents**

Information element	Length	Value	Remark
SS-profile response status	2	00 <sub>2</sub>	Original SS-migration profile accepted as received
		01 <sub>2</sub>	Original SS-migration profile redefined, contents not sent to the home SwMI MM
		10 <sub>2</sub>	Original SS-migration profile redefined, contents sent to the home SwMI MM
		11 <sub>2</sub>	Creation of the SS-migration profile failed

**34.2.82 SS-profile update indicator**

The SS-profile update indicator element shall indicate whether the SS-migration profiles are exchanged as part of the migration or group attachment service. If sent as part of the migration service, the parameter shall also indicate if they are sent before or after the final migration approval (MIGRATION RESPONSE PDU).

**Table 172: SS-profile update indicator contents**

Information sub-element	Length	Value	Remark
SS-profile update indicator	2	00 <sub>2</sub>	Not applicable
		01 <sub>2</sub>	Sent before final migration approval or Sent as part of group attachment
		10 <sub>2</sub>	Sent after final migration approval
		11 <sub>2</sub>	Reserved
NOTE: The value "10 <sub>2</sub> " is not applicable for groups.			

**34.2.83 SS-response status**

The SS-response status information element shall indicate whether a supplementary service is supported or not in the visited SwMI MM.

**Table 173: SS-response status**

Information sub-element	Length	Value	Remark
SS-response status	2	00 <sub>2</sub>	Not supported
		01 <sub>2</sub>	Supported
		10 <sub>2</sub>	Reserved
		11 <sub>2</sub>	Reserved

**34.2.84 SS-status**

The SS-status information element shall indicate whether a supplementary service should or should not be supported in the visited SwMI MM.

**Table 174: SS-status**

Information sub-element	Length	Value	Remark
SS-status	2	00 <sub>2</sub>	Not supported
		01 <sub>2</sub>	Supported, with original SS-migration profile
		10 <sub>2</sub>	Supported, without original SS-migration profile
		11 <sub>2</sub>	Reserved

**34.2.85 SS-type**

SS-type shall specify the TETRA supplementary service as defined in ETS 300 392-9 [13] subclause 8.1.

**34.2.86 Subscriber information**

The Subscriber information element shall specify relations between the group (the profile refers to) and subscribers that are member of this group.

**Table 175: Subscriber information contents**

Information element	Length	Type	C/O/M	Remark
ISSI	24	1	M	See ETS 300 392-2 [1], clause 16
Subscriber status	1	1	M	
Class of usage	3	1	M	See ETS 300 392-2 [1], subclause 16.10.6
Proprietary		3	O	See ETS 300 392-2 [1], subclause 14.8.35

**34.2.87 Subscriber information in group profile**

The Subscriber information in group profile element shall indicate if the visited SwMI MM supports subscriber information in the group basic migration profile.

**Table 176: Subscriber information in group profile element contents**

Information element	Length	Value	Remark
Subscriber information in group profile	1	0 <sub>2</sub>	Not supported
		1 <sub>2</sub>	Supported

**34.2.88 Subscriber status**

The Subscriber status information element shall specify the type of a subscriber which is member of the group.

Table 177: Subscriber status

Information element	length	Value	Remark
Subscriber status	1	0 <sub>2</sub>	Not important subscriber
		1 <sub>2</sub>	Important subscriber

### 34.2.89 Type 3 element identifier

The type 3 element identifier indicates the ANF-ISIMM type 3 element to be used in the ANF-ISIMM PDUs. The type 3 element identifiers in the following table are taken from the reserved values of type 3 element identifier defined in the MM protocol. For full definition, see ETS 300 392-2 [1], clause 16.

Table 178: Type 3 element identifier element contents

Information element	Length	Value	Remarks
Type 3 element identifier	4		
		1001 <sub>2</sub>	Subscriber information
		1010 <sub>2</sub>	SS-migration profile
		1011 <sub>2</sub>	SS-ISI-PROFILE
		1100 <sub>2</sub>	Reserved
		1101 <sub>2</sub>	Reserved
		1110 <sub>2</sub>	Reserved
	1111 <sub>2</sub>	Proprietary	

### 34.2.90 Unlinking rejection cause

Void.

Table 179: Void

### 34.2.91 Validity time

Validity time shall specify the number of time units as referred in the validity time type. Validity time shall be applicable for the following validity time types, Hours, Days, Weeks.

Table 180: Validity time element contents

Information element	Length	Value	Remark
Validity time	5	00000 <sub>2</sub>	1
		00001 <sub>2</sub>	2
		00010 <sub>2</sub>	3
		etc.	etc.
		11111 <sub>2</sub>	32

**34.2.92 Validity time type**

Validity time type shall specify the maximum time during which the related parameters may be used.

**Table 181: Validity time type element contents**

Information element	Length	Value	Remark
Validity time type	3	000 <sub>2</sub>	Once
		001 <sub>2</sub>	Hours
		010 <sub>2</sub>	Days
		011 <sub>2</sub>	Weeks
		100 <sub>2</sub>	No limit
		101 <sub>2</sub> - 111 <sub>2</sub>	Reserved

**35 ANF-ISIMM procedures - stage 3****35.1 General**

This clause defines the ANF-ISIMM protocol using the SDL conventions and the generic procedure descriptions. The SDL description and the procedures complement each other and comprise the ANF-ISIMM stage 3 protocol description.

NOTE: The ANF-ISIMM PDUs are defined in clause 34 and the ANF-ISIMM service specific ISI GFP functionality in clause 36 and clause 8.

**35.2 Generic procedures**

This subclause defines the generic procedures that are part of the ANF-ISIMM protocol. Those procedures are used in the dynamic description in subclause 35.4 to subclause 35.16.

**35.2.1 Invoking SwMI**

The invoking SwMI MM shall be any SwMI MM which has invoked the ANF-ISIMM, e.g. the visited SwMI MM in the case of migration.

The ANF-ISIMM shall create the ANF-ISIMM protocol instance to carry out the requested ANF-ISIMM service in the invoking SwMI. Then, the ANF-ISIMM shall request the ISI GFP to ensure a transport connection the ISI GFP connection to the peer SwMI to convey the ANF-ISIMM PDUs. The connection shall be established as defined in clause 36.

**35.2.2 Receiving SwMI**

The receiving SwMI MM shall be the peer SwMI MM of the invoked ANF-ISIMM service, e.g. the home SwMI MM in the case of migration.

The ISI GFP shall request the ANF-ISIMM to create a peer ANF-ISIMM protocol instance to the ANF-ISIMM protocol instance created in the invoking SwMI MM to carry out the requested ANF-ISIMM service.

**35.2.3 Clearing of ISI GFP transport connection**

ANF-ISIMM shall indicate to ISI GFP that the ISI connection can be cleared.

### 35.2.4 Convert primitive to PDU

ANF-ISIMM shall convert the received primitive to the corresponding PDU as defined in subclause 35.2.6. The PDU shall follow the PDU encoding rules as defined in the stage 3 PDU description tables; the information contents of the PDU shall be those defined for the corresponding primitive in the stage 1 description.

Refer ETS 300 392-3-1 [3] for ROSE Invoke-ID allocation.

### 35.2.5 Convert PDU to primitive

ANF-ISIMM shall convert the received PDU to the corresponding primitive as defined in subclause 35.2.6. The primitive shall follow the conventions as defined for the primitive in the stage 1 descriptions. The information contents of the primitive shall correspond to those of the received PDU.

### 35.2.6 Correspondence between ANF-ISIMM primitives and PDUs

Table gives the correspondence between the ANF-ISIMM primitives and PDUs. The ANF-ISIMM shall convert the primitives to PDUs and vice versa according to the table.

**Table 182: Correspondence between ANF-ISIMM primitives and PDUs**

Primitive	PDU
Authentication demand_req, _ind	AUTHENTICATION DEMAND
Authentication response_req, _ind	AUTHENTICATION RESPONSE
Authentication result_req, _ind	AUTHENTICATION RESULT
Auth reject_req, _ind	AUTH REJECT
De-registration_req, _ind	DE-REGISTRATION
De-registration_resp, _conf	DE-REGISTRATION RESPONSE
De-reg reject_req, _ind	DE-REG REJECT
Group attachment_req, _ind	GROUP ATTACHMENT
Group attachment_resp, _conf	GROUP ATTACHMENT RESPONSE
Group att reject_req, _ind	GROUP ATT REJECT
Group detachment_req, _ind	GROUP DETACHMENT
Group detachment_resp, _conf	GROUP DETACHMENT RESPONSE
Group det reject_req, _ind	GROUP DET REJECT
HMM recovery_req, _ind	HMM RECOVERY
HMM recovery_resp, _conf	HMM RECOVERY RESPONSE
HMM recovery completed_req, _ind	HMM RECOVERY COMPLETED
HMM recovery reject_req, _ind	HMM RECOVERY REJECT
Migration_req, _ind	MIGRATION
Migration_resp, _conf	MIGRATION RESPONSE
Migration reject_req, _ind	MIGRATION REJECT
Migration reject_resp, _conf	MIGRATION REJECT RESPONSE
OTAR-key demand_req, _ind	OTAR-KEY DEMAND
OTAR-key provide_req, _ind	OTAR-KEY PROVIDE
OTAR-key reject_req, _ind	OTAR-KEY REJECT
OTAR-key result_req, _ind	OTAR-KEY RESULT
OTAR-param demand_req, _ind	OTAR-PARAM DEMAND
OTAR-param provide_req, _ind	OTAR-PARAM PROVIDE
OTAR-param reject_req, _ind	OTAR-PARAM REJECT
OTAR-param result_req, _ind	OTAR-PARAM RESULT
Profile update_req, _ind	PROFILE UPDATE
Profile update_resp, _conf	PROFILE UPDATE RESPONSE
Profile reject_req, _ind	PROFILE REJECT
Remote unlinking_req, _ind	REMOTE UNLINKING
Remove reject_req, _ind	REMOVE REJECT
Remove subs_req, _ind	REMOVE SUBS
Remove subs response_req, _ind	REMOVE SUBS RESPONSE
SS-profile update_req, _ind	SS-PROFILE UPDATE
SS-profile update_resp, _conf	SS-PROFILE UPDATE RESPONSE
SS-profile reject_req, _ind	SS-PROFILE REJECT
VMM recovery_req, _ind	VMM RECOVERY
VMM recovery_resp, _conf	VMM RECOVERY RESPONSE
VMM recovery completed_req, _ind	VMM RECOVERY COMPLETED
VMM recovery reject_req, _ind	VMM RECOVERY REJECT

### 35.3 SDL descriptions

The following conventions are used in the SDL descriptions:

- input signals from the left and output signals to the left represent primitives from and to the collocated SwMI MM. These primitives are defined as part of the stage 1 description of each service;
- input signals from the right and output signals to the right represent ANF-ISIMM PDUs that are sent to and received from the ISI GFP. The ANF-ISIMM PDUs are defined in clause 34.

Timers are not illustrated in the SDL descriptions. See subclause 37.4.

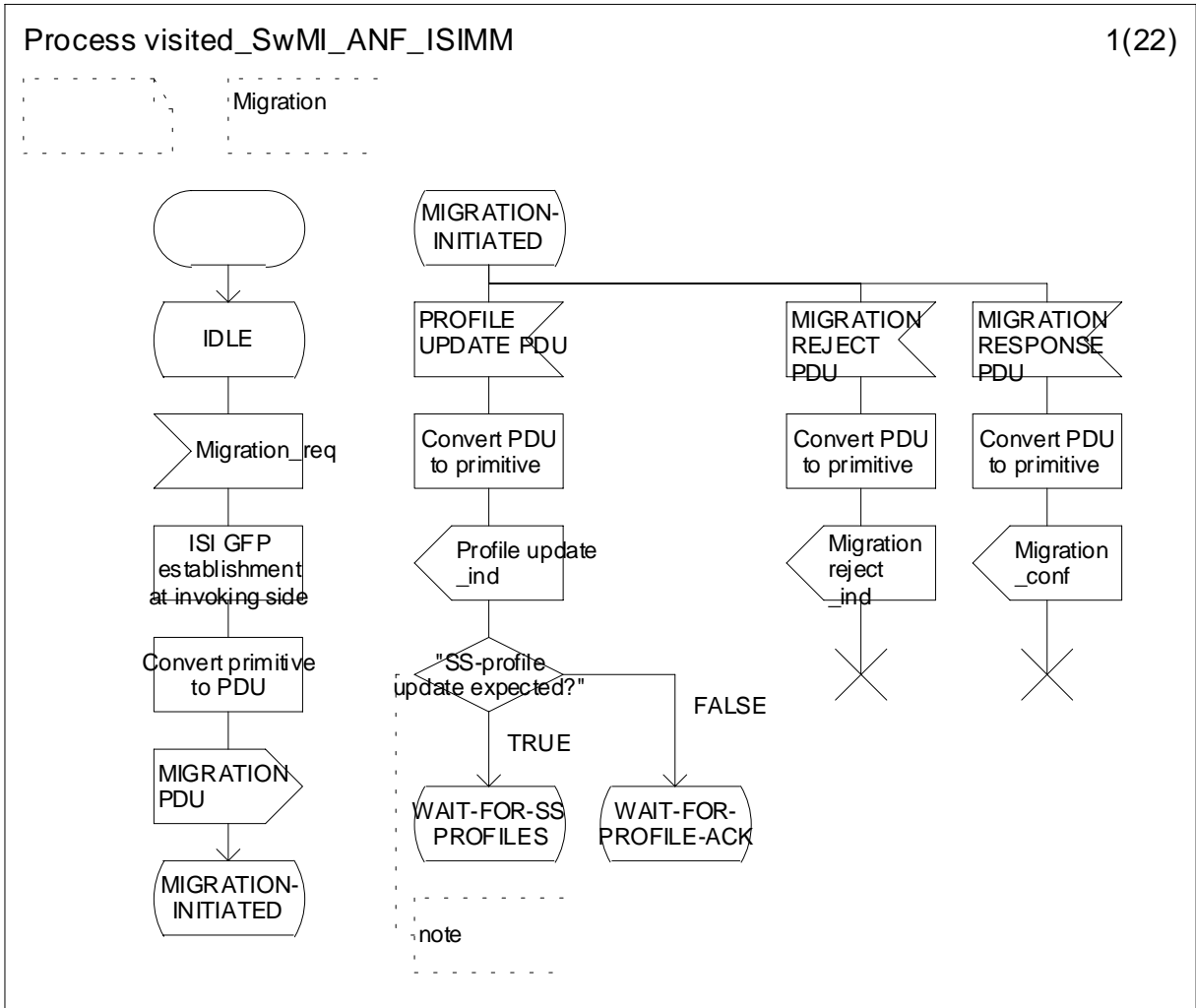
### 35.4 Migration

#### 35.4.1 Visited SwMI ANF-ISIMM

The following SDL states are used:

- IDLE: No migration in progress;
- MIGRATION-INITIATED: Migration has been initiated and the visited SwMI ANF-ISIMM is awaiting the response from the ISI GFP;
- SS-PROFILE-REJECTED: The visited SwMI MM has rejected the received SS-migration profile(s) and the visited SwMI MM ANF-ISIMM is awaiting the response from the ISI GFP;
- WAIT-FOR-MIGRATION-ACK: The visited SwMI ANF-ISIMM is awaiting the migration approval from the ISI GFP;
- WAIT-FOR-PROFILE-ACK: The original basic migration profile has been received from the ISI GFP and the visited SwMI ANF-ISIMM is awaiting the response from the visited SwMI MM;
- WAIT-FOR-SS-PROFILE-ACK: The original SS-migration profile(s) has been received from the ISI GFP and the visited SwMI ANF-ISIMM is awaiting the response from the visited SwMI MM; and
- WAIT-FOR-SS-PROFILES: The visited SwMI ANF-ISIMM is awaiting the original SS-migration profile(s) from the ISI GFP.

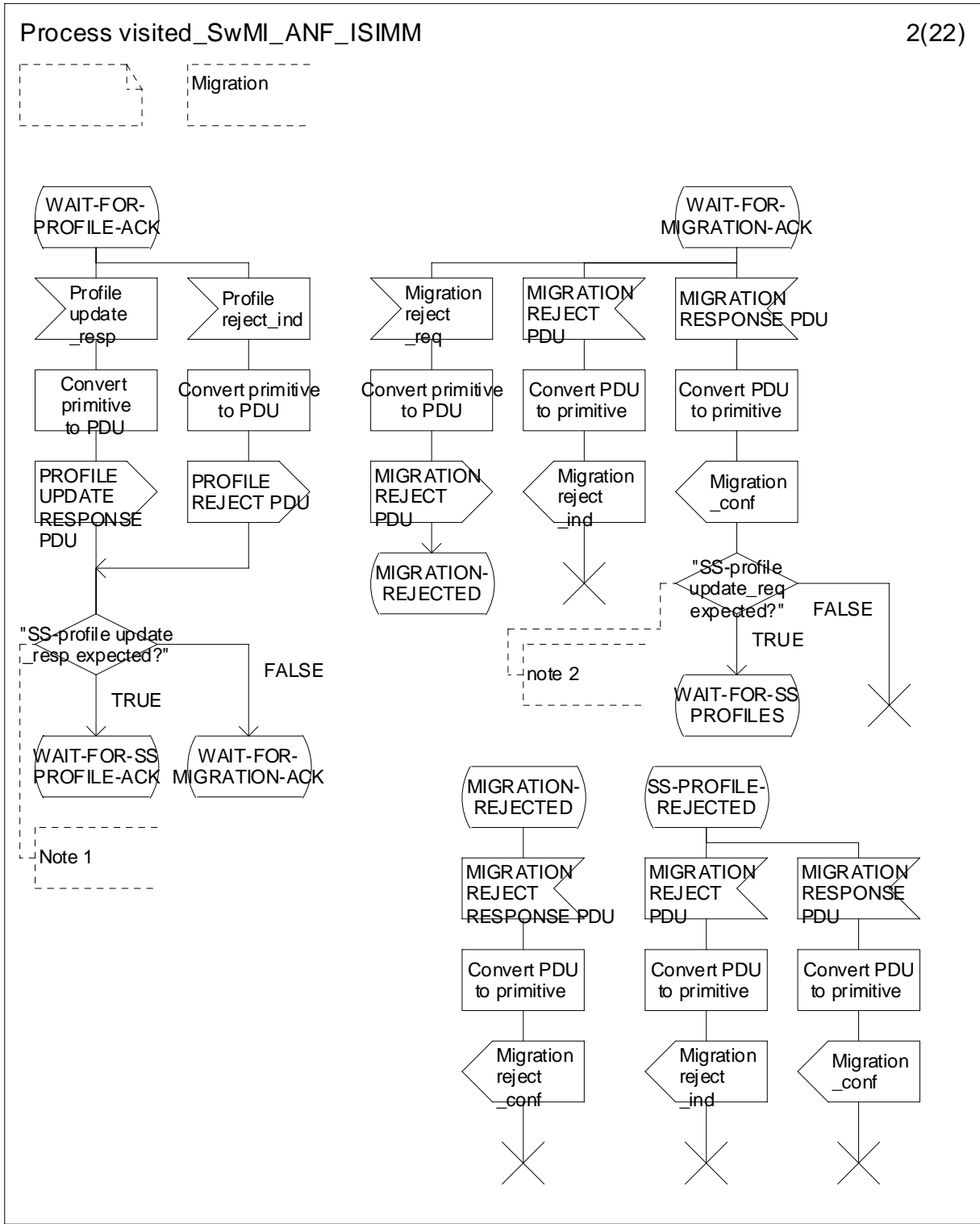
Visited SwMI ANF-ISIMM shall behave as defined in figures 108, 109 and 110.



NOTE: Shall depend on the value of the SS-profile update indicator in the Profile update\_ind as follows:

- SS-profile update\_req sent before Migration\_resp: TRUE;
- SS-profile update\_req sent after Migration\_resp: FALSE;
- SS-profile update\_req not applicable: FALSE.

Figure 108: Visited SwMI ANF-ISIMM for migration service, sheet 1 of 3



NOTE 1: Shall depend on the value of the SS-profile update indicator in the Profile update\_ind as follows:

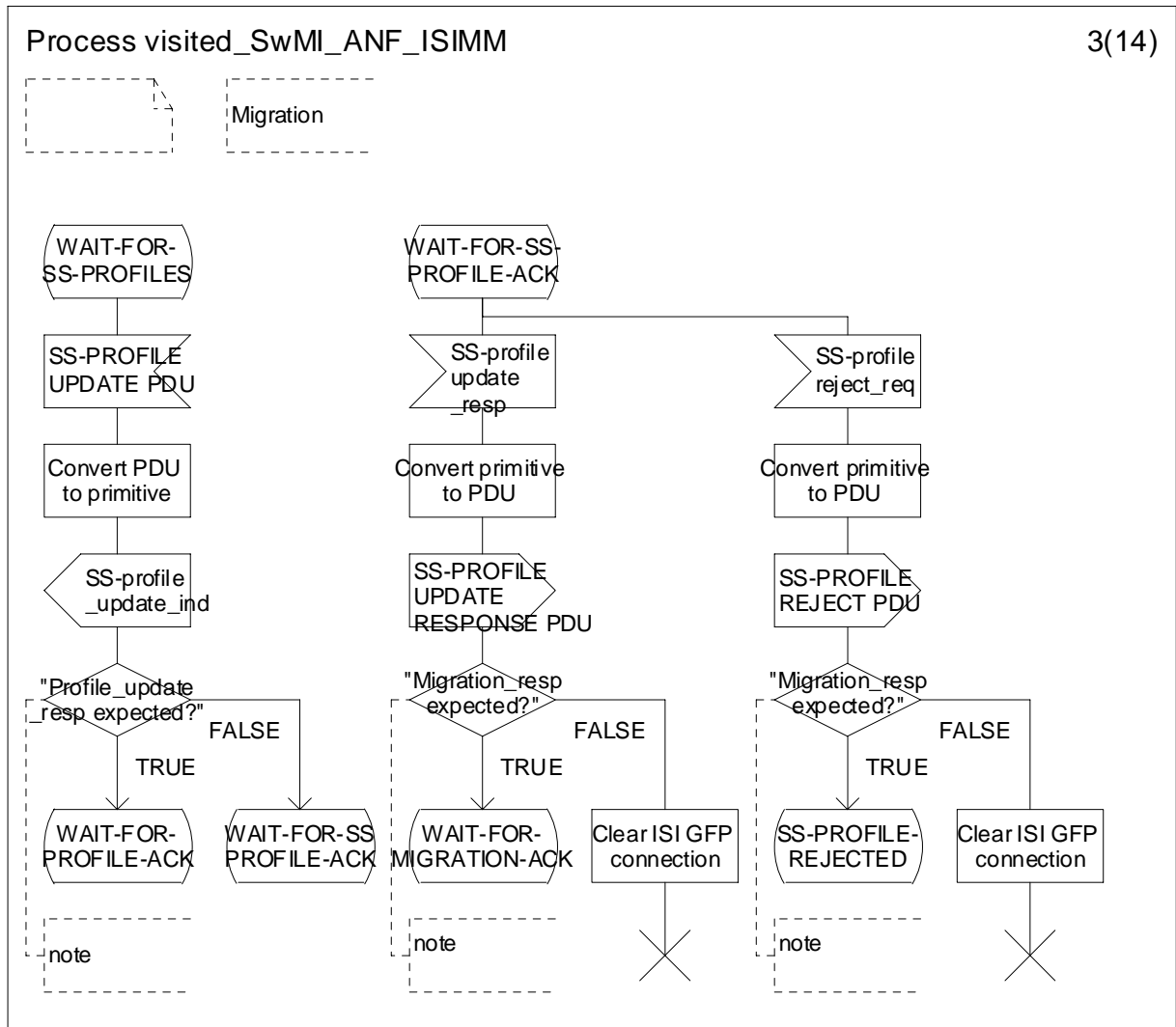
- SS-profile update\_req sent before Migration\_resp: TRUE;
- SS-profile update\_req sent after Migration\_resp: FALSE;
- SS-profile update\_req not applicable: FALSE.

NOTE 2: Shall depend on the value of the SS-profile update indicator in the Profile update\_ind as follows:

- SS-profile update\_req sent before Migration\_resp: TRUE;
- SS-profile update\_req sent after Migration\_resp: FALSE;
- SS-profile update\_req not applicable: FALSE.

Figure 109: Visited SwMI ANF-ISIMM for migration service, sheet 2 of 3





NOTE: Shall depend on the value of the SS-profile update indicator in the Profile update\_ind as follows:

- SS-profile update\_req sent before Migration\_resp: TRUE;
- SS-profile update\_req sent after Migration\_resp: FALSE;
- SS-profile update\_req not applicable: not possible.

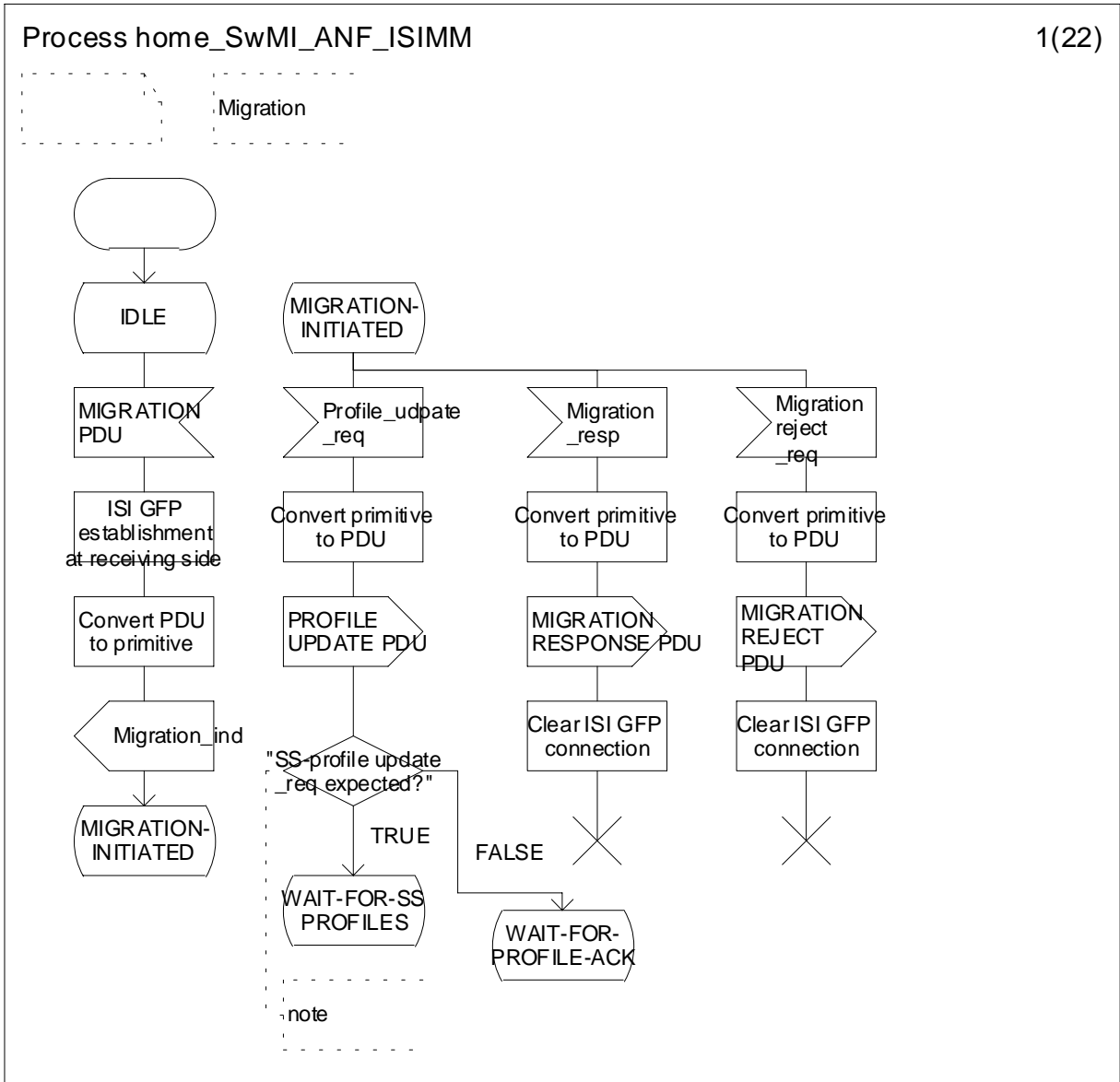
Figure 110: Visited SwMI ANF-ISIMM for migration service, sheet 3 of 3

#### 35.4.2 Home SwMI ANF-ISIMM

The following SDL states are used:

- IDLE: No migration in progress;
- MIGRATION-INITIATED: Migration has been initiated and the home SwMI ANF-ISIMM is awaiting the response from the home SwMI MM;
- MIGRATION-REJECTION: The migration has been rejected by the visited SwMI MM and the home SwMI ANF-ISIMM is awaiting for Migration reject\_resp from the home SwMI MM;
- WAIT-FOR-MIGRATION-ACK: The home SwMI ANF-ISIMM is awaiting the migration approval from the home SwMI MM;
- WAIT-FOR-PROFILE-ACK: The original basic migration profile has been received from the home SwMI MM and the home SwMI ANF-ISIMM is awaiting the response from ISI GFP;
- WAIT-FOR-SS-PROFILE-ACK: The original SS-migration profile(s) has been received by the home SwMI MM and the home SwMI ANF-ISIMM is awaiting the response from ISI GFP; and
- WAIT-FOR-SS-PROFILES: The home SwMI ANF-ISIMM is awaiting the original SS-migration profile(s) from the home SwMI MM.

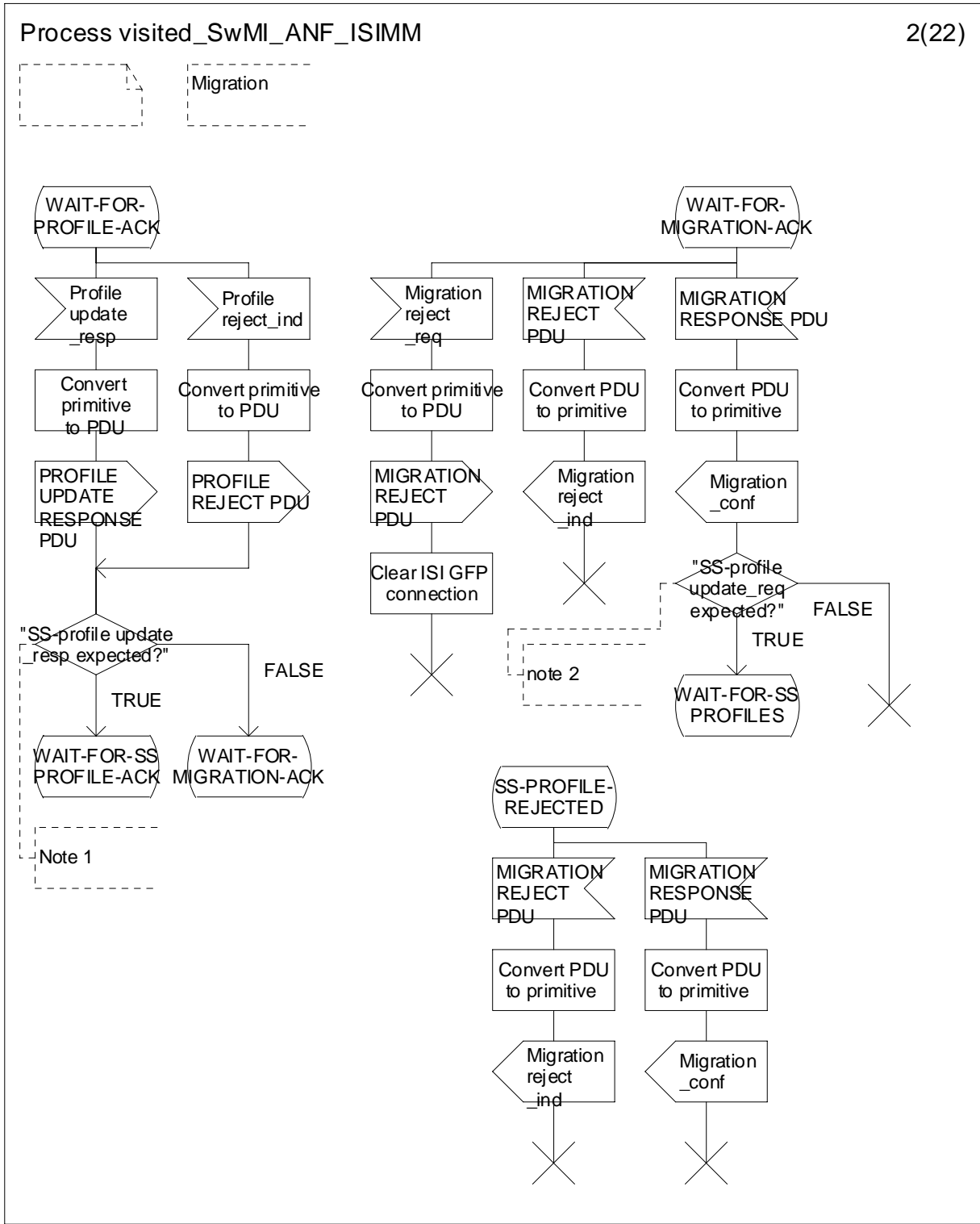
Home SwMI ANF-ISIMM shall behave as defined in figures 111, 112 and 113.



NOTE: Shall depend on the value of the SS-profile update indicator in the Profile update\_req as follows:

- SS-profile update\_req sent before Migration\_resp: TRUE;
- SS-profile update\_req sent after Migration\_resp: FALSE.

**Figure 111: Home SwMI ANF-ISIMM for migration service**



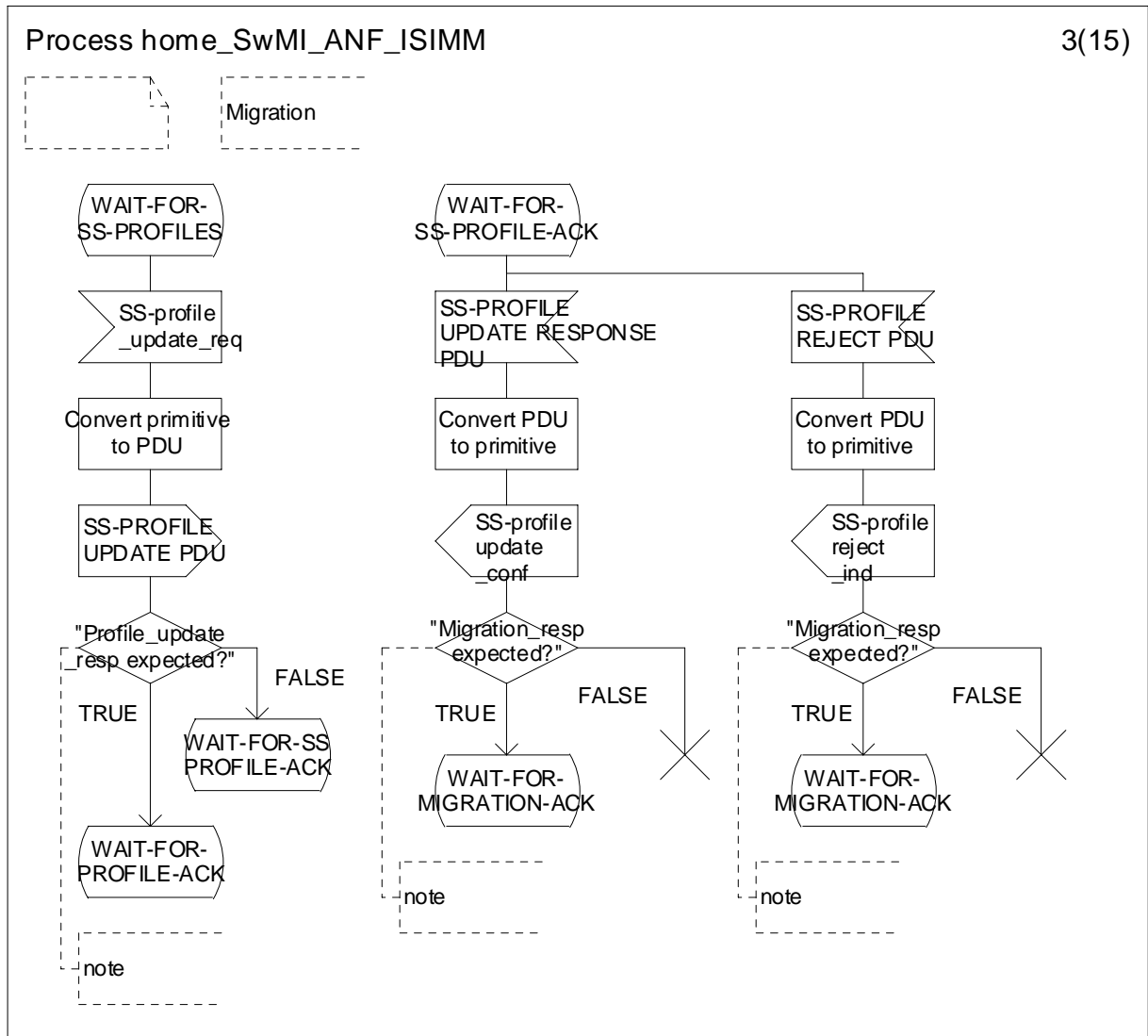
NOTE 1: Shall depend on the value of the SS-profile update indicator in the Profile update\_req as follows:

- SS-profile update\_req sent before Migration\_resp: TRUE;
- SS-profile update\_req sent after Migration\_resp: FALSE;
- SS-profile update\_req not applicable: FALSE.

NOTE 2: Shall depend on the value of the SS-profile update indicator in the Profile update\_req as follows:

- SS-profile update\_req sent before Migration\_resp: TRUE;
- SS-profile update\_req sent after Migration\_resp: FALSE.

**Figure 112: Home SwMI ANF-ISIMM for migration service**



- NOTE: Shall depend on the value of the SS-profile update indicator in the Profile update\_req as follows:
- SS-profile update\_req sent before Migration\_resp: TRUE;
  - SS-profile update\_req sent after Migration\_resp: FALSE;
  - SS-profile update\_req not applicable: not possible.

Figure 113: Home SwMI ANF-ISIMM for migration service

**35.5 Restricted migration**

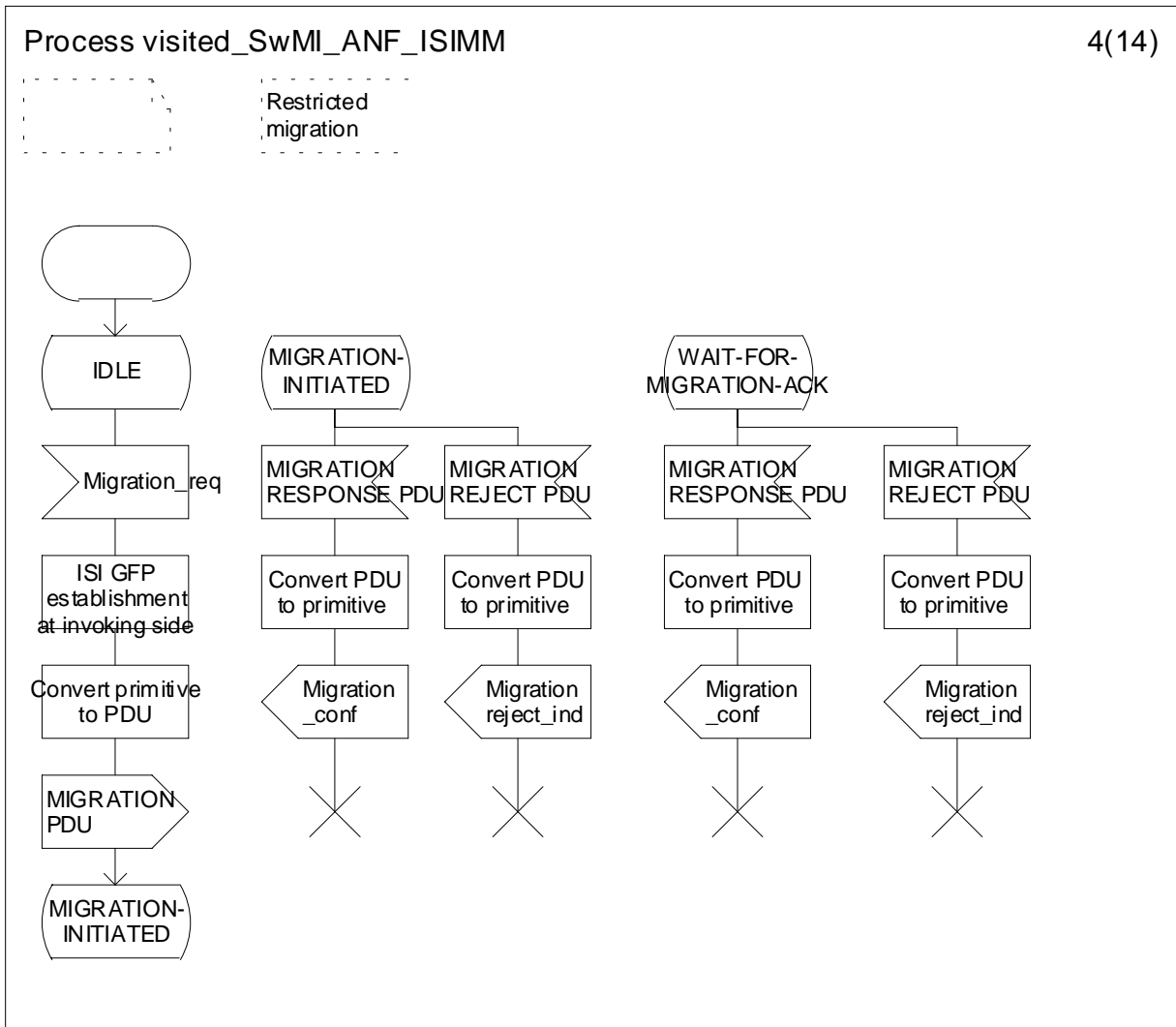
In the case of the restricted migration as defined in cases 2) and 3) in subclause 7.5, the dynamic description illustrated in this subclause contains only the restricted migration service behaviour. Thus, this restricted migration service behaviour complements the dynamic description as defined in subclause 35.2. Note, however, that in the case of restricted migration, the states WAIT-FOR-SS-PROFILES and WAIT-FOR-SS-PROFILE-ACK shall not be applicable after the exchange of MIGRATION\_resp and MIGRATION\_conf in the home SwMI ANF-ISIMM and in the visited SwMI ANF-ISIMM, respectively.

**35.5.1 Visited SwMI ANF-ISIMM**

The following SDL states are used:

- IDLE: no restricted migration in progress, applicable for case 1) as defined in subclause 7.5;
- MIGRATION-INITIATED: the visited SwMI ANF-ISIMM is awaiting the restricted migration approval from ISI GFP, applicable for cases 1) and 2) as defined in subclause 7.5; and
- WAIT-FOR-MIGRATION-ACK: the visited SwMI ANF-ISIMM is awaiting the restricted migration approval from ISI GFP, applicable for case 3) as defined in subclause 7.5.

Visited SwMI ANF-ISIMM shall behave as defined in figure 114.



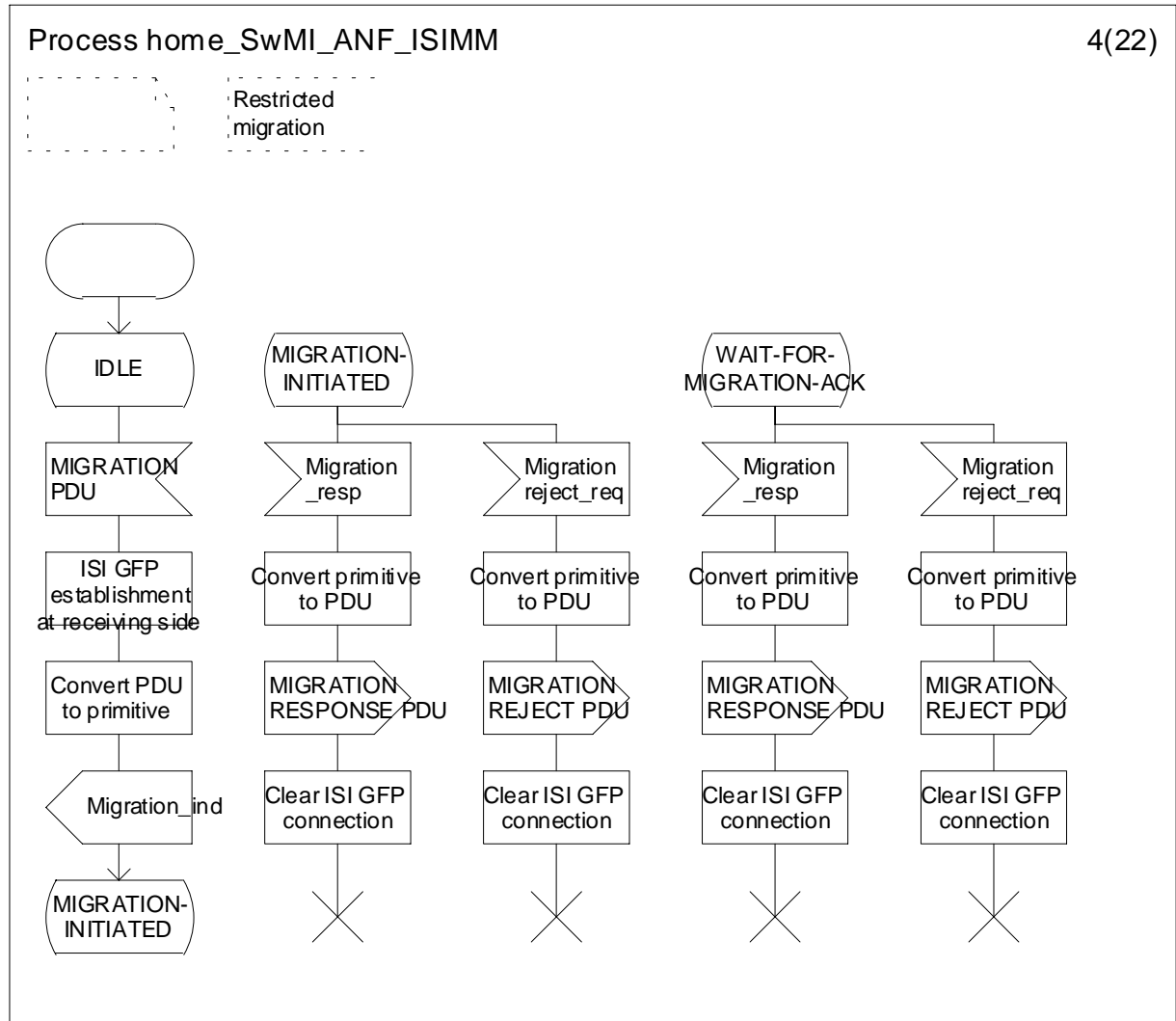
**Figure 114: Visited SwMI ANF-ISIMM for restricted migration service**

**35.5.2 Home SwMI ANF-ISIMM**

The following SDL states are used:

- IDLE: no migration in progress, applicable for case 1) as defined in subclause 7.5;
- MIGRATION-INITIATED: the home SwMI ANF-ISIMM is awaiting the restricted migration approval from the home SwMI MM, applicable for cases 1) and 2) as defined in subclause 7.5; and
- WAIT-FOR-MIGRATION-ACK: the home SwMI ANF-ISIMM is awaiting the restricted migration approval from the home SwMI MM, applicable for case 3) as defined in subclause 7.5.

Home SwMI ANF-ISIMM shall behave as defined in figure 115.



**Figure 115: Home SwMI ANF-ISIMM for restricted migration service**

**35.6 Removal of Subscriber Information**

**35.6.1 Home SwMI ANF-ISIMM**

The following SDL states are used:

- IDLE: no RSI in progress; and
- REMOVE-SUBS-INITIATED: RSI has been initiated and home SwMI ANF-ISIMM is awaiting the response from ISI GFP.

Home SwMI ANF-ISIMM shall behave as defined in figure 116.

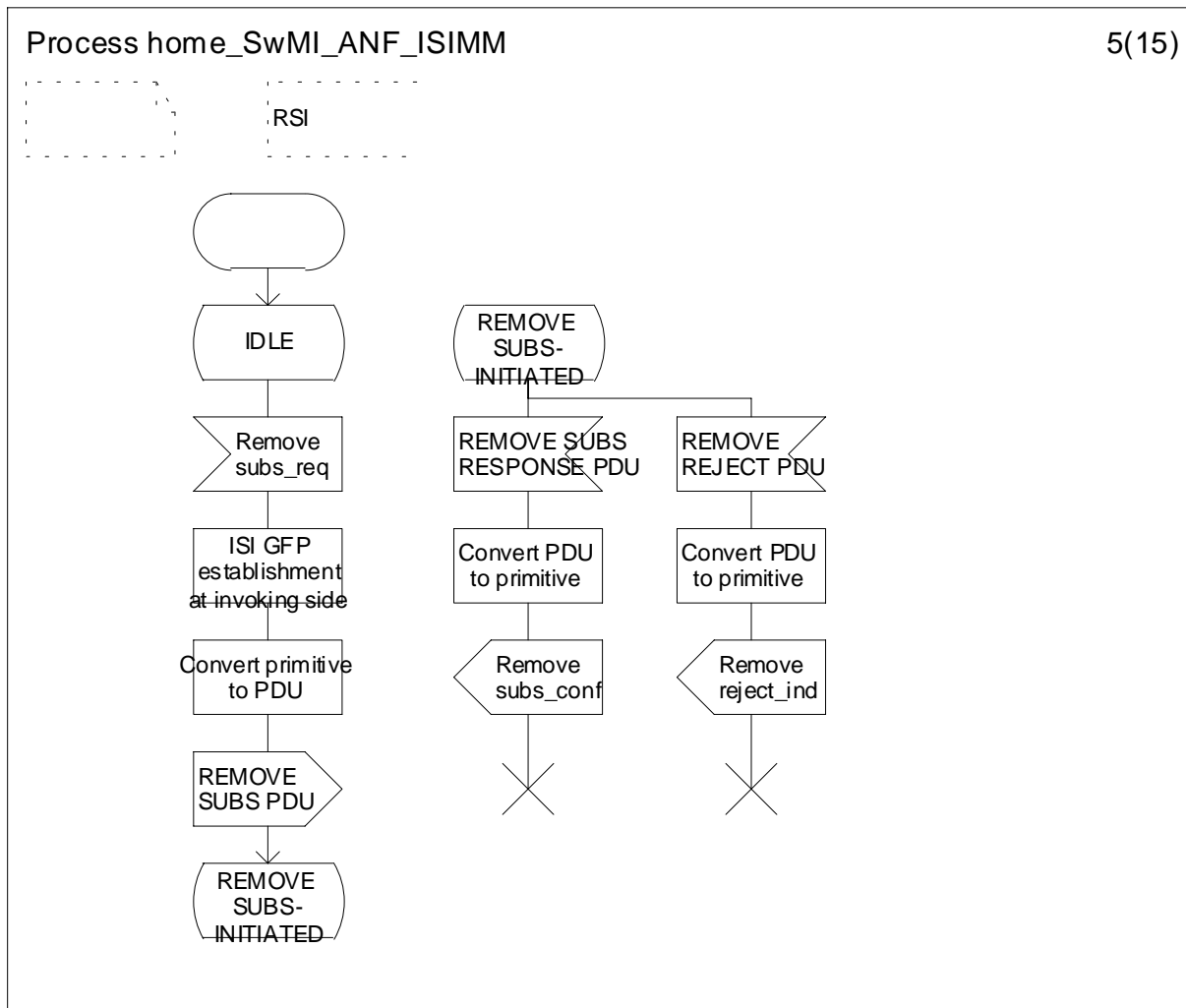


Figure 116: Home SwMI ANF-ISIMM for RSI service

### 35.6.2 Previous visited SwMI ANF-ISIMM

The following SDL states are used:

- IDLE: no RSI in progress; and
- REMOVE-SUBS-INITIATED: RSI has been initiated and the visited SwMI ANF-ISIMM is awaiting the response from the visited SwMI MM.

Previous visited SwMI ANF-ISIMM shall behave as defined in figure 117.



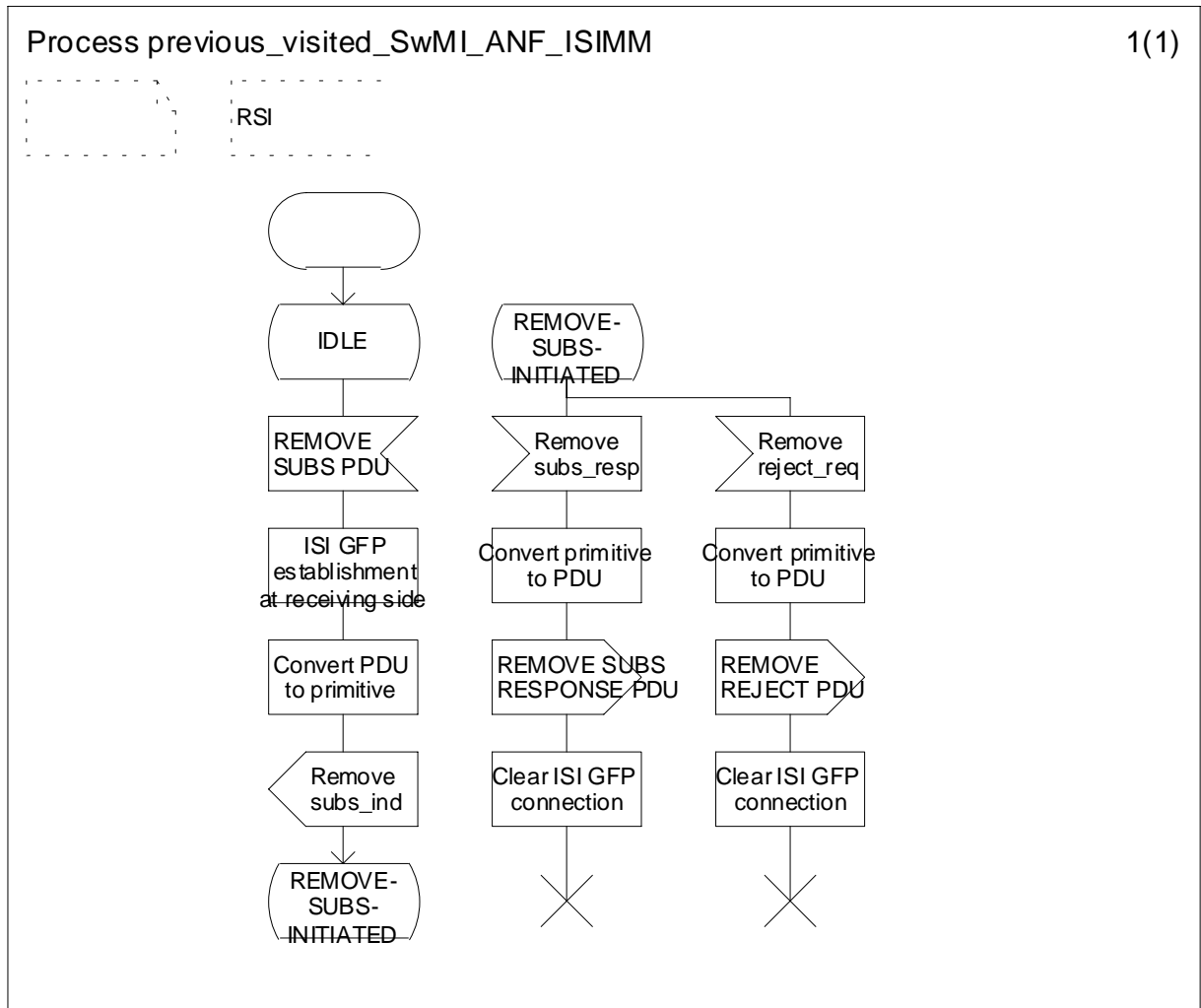


Figure 117: Previous visited SwMI ANF-ISIMM for RSI service

### 35.7 De-registration

#### 35.7.1 Visited SwMI ANF-ISIMM

The following SDL states are used:

- IDLE: no de-registration in progress; and
- DE-REG-INITIATED: de-registration has been initiated and visited SwMI ANF-ISIMM is awaiting the response from ISI GFP.

Visited SwMI ANF-ISIMM shall behave as defined in figure 118.

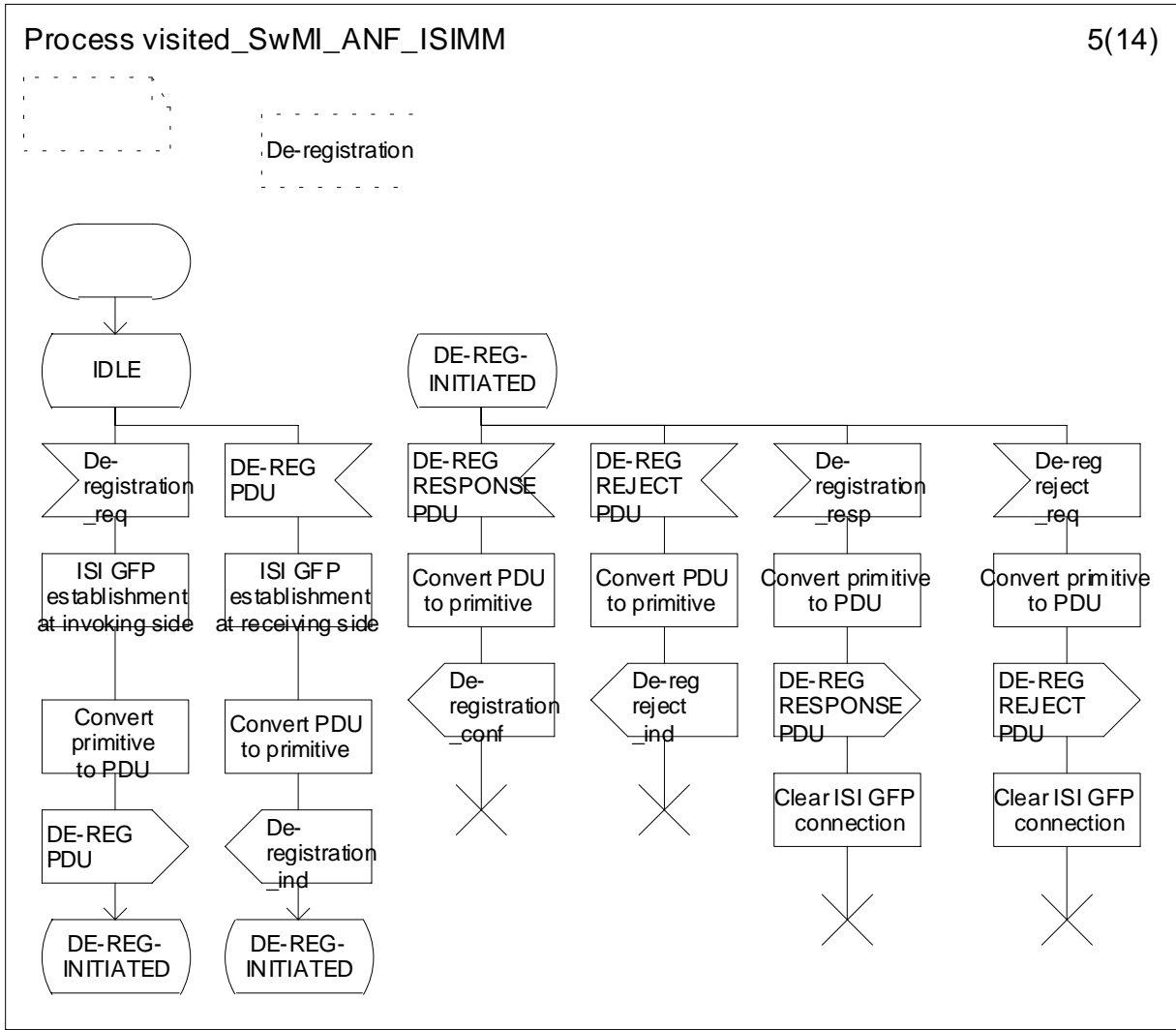


Figure 118: Visited SwMI ANF-ISIMM for de-registration service

35.7.2 Home SwMI ANF-ISIMM

The following SDL states are used:

- IDLE: no de-registration in progress; and
- DE-REG-INITIATED: de-registration has been initiated and home SwMI ANF-ISIMM is awaiting the response from ISI GFP.

Home SwMI ANF-ISIMM shall behave as defined in figure 119.

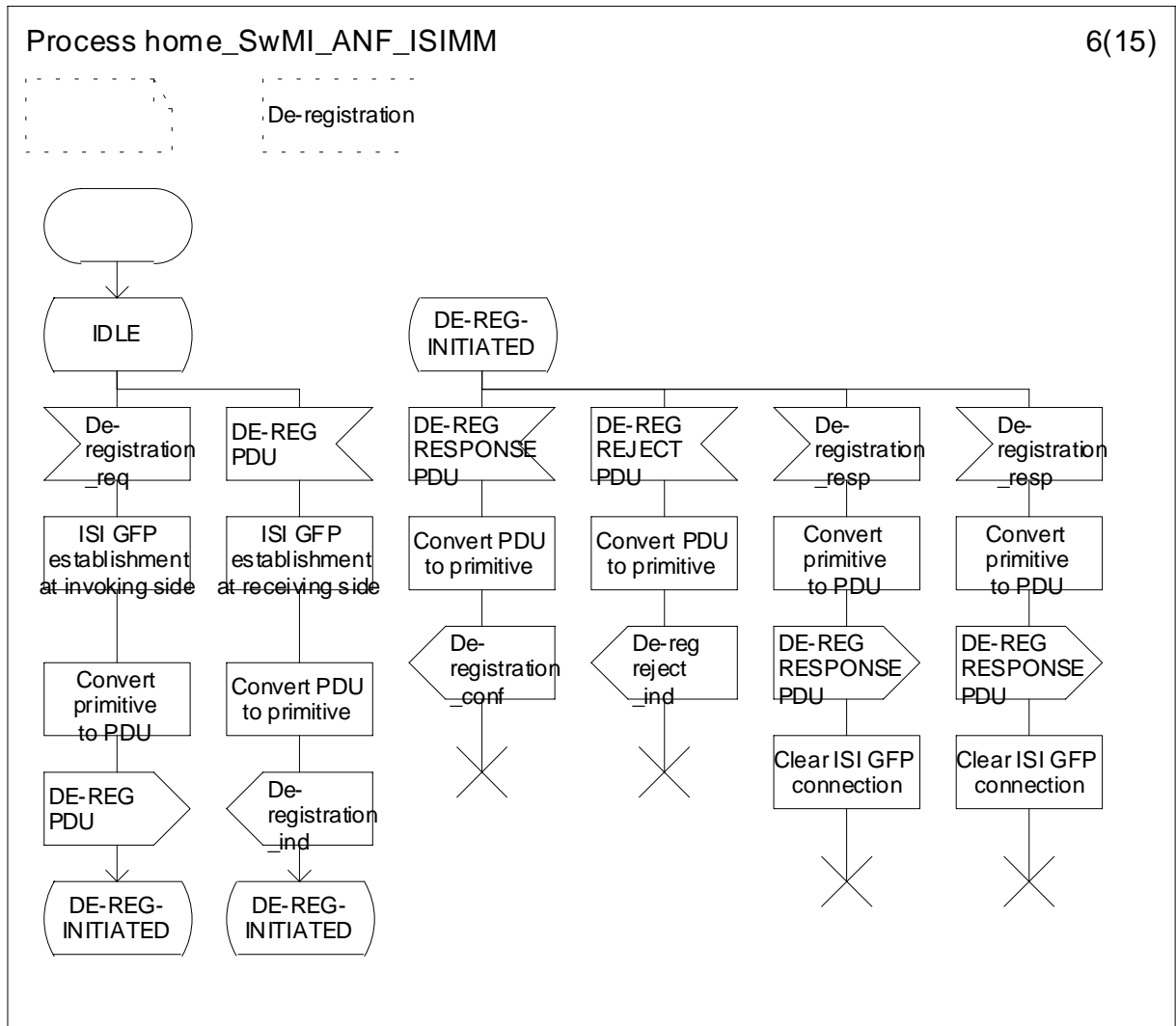


Figure 119: Home SwMI ANF-ISIMM for de-registration service

### 35.8 Profile update

#### 35.8.1 Home SwMI ANF-ISIMM

The following SDL states are used:

- IDLE: no profile update in progress; and
- PROFILE-UPDATE-INITIATED: profile update has been initiated and home SwMI ANF-ISIMM is awaiting the response from ISI GFP.

Home SwMI ANF-ISIMM shall behave as defined in figure 120.

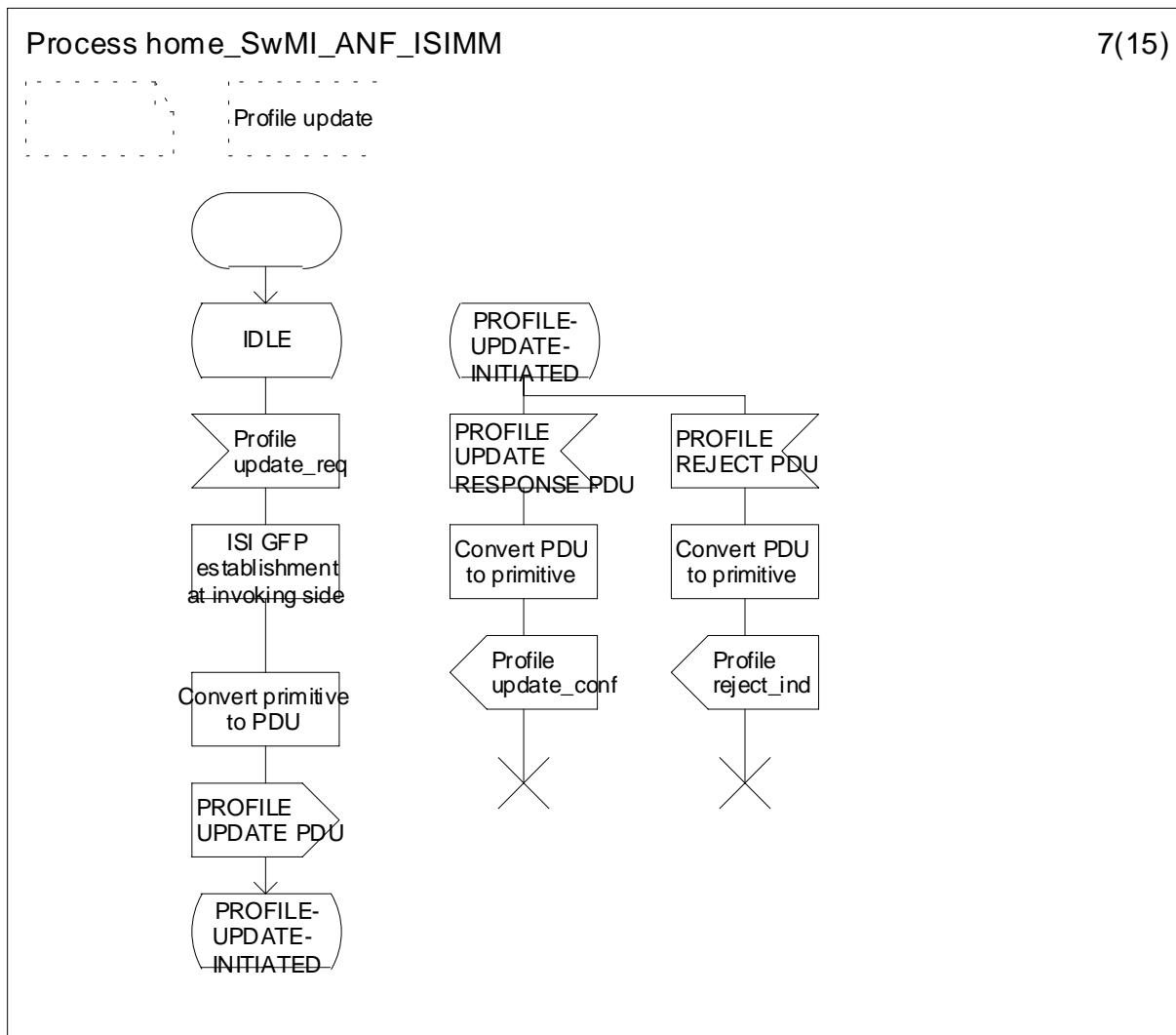


Figure 120: Home SwMI ANF-ISIMM for profile update service

### 35.8.2 Visited SwMI ANF-ISIMM

The following SDL states are used:

- IDLE: no profile update in progress; and
- PROFILE-UPDATE-INITIATED: profile update has been initiated and visited SwMI ANF-ISIMM is awaiting the response from ISI GFP.

Visited SwMI ANF-ISIMM shall behave as defined in figure 121.

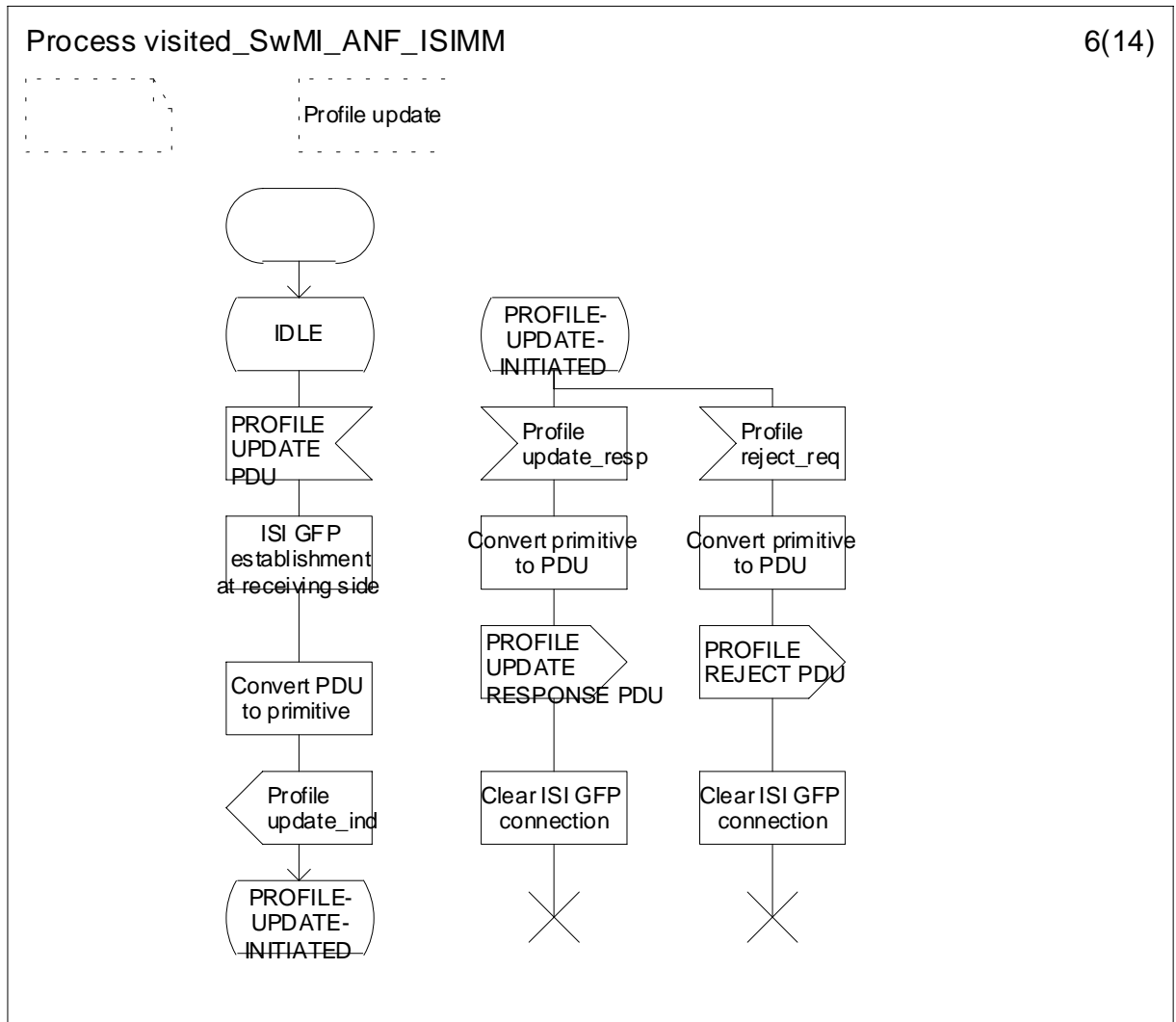


Figure 121: Visited SwMI ANF-ISIMM for profile update service

### 35.9 SS-profile update

#### 35.9.1 Home SwMI ANF-ISIMM

The following SDL states are used:

- IDLE: no SS-profile update in progress; and
- SS-PROFILE-UPDATE-INITIATED: SS-profile update has been initiated and home SwMI ANF-ISIMM is awaiting the response from ISI GFP.

Home SwMI ANF-ISIMM shall behave as defined in figure 122.

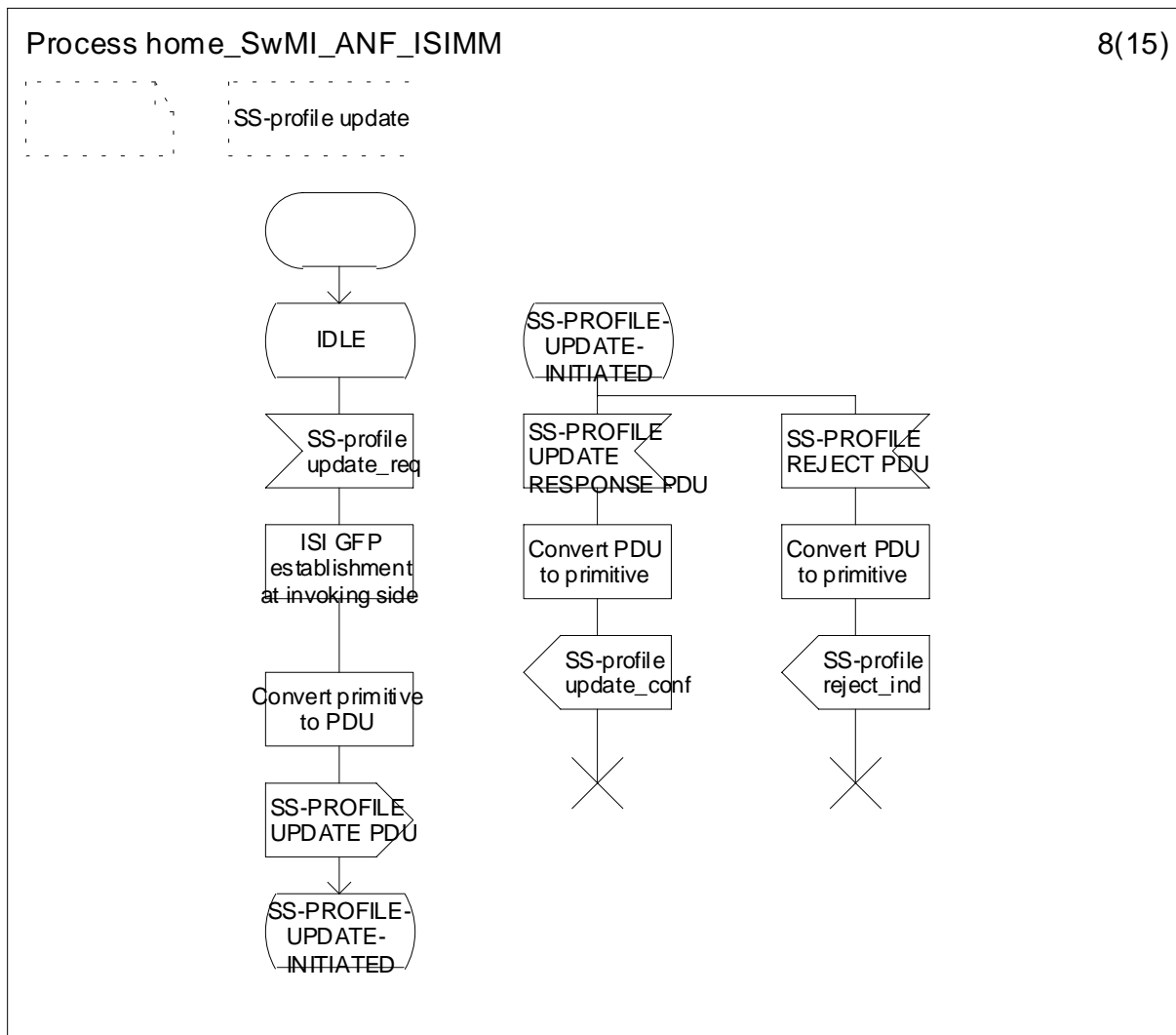


Figure 122: Home SwMI ANF-ISIMM for SS-profile update service

35.9.2 Visited SwMI ANF-ISIMM

The following SDL states are used:

- IDLE: no SS-profile update in progress; and
- SS-PROFILE-UPDATE-INITIATED: SS-profile update has been initiated and visited SwMI ANF-ISIMM is awaiting the response from ISI GFP.

Visited SwMI ANF-ISIMM shall behave as defined in figure 123.

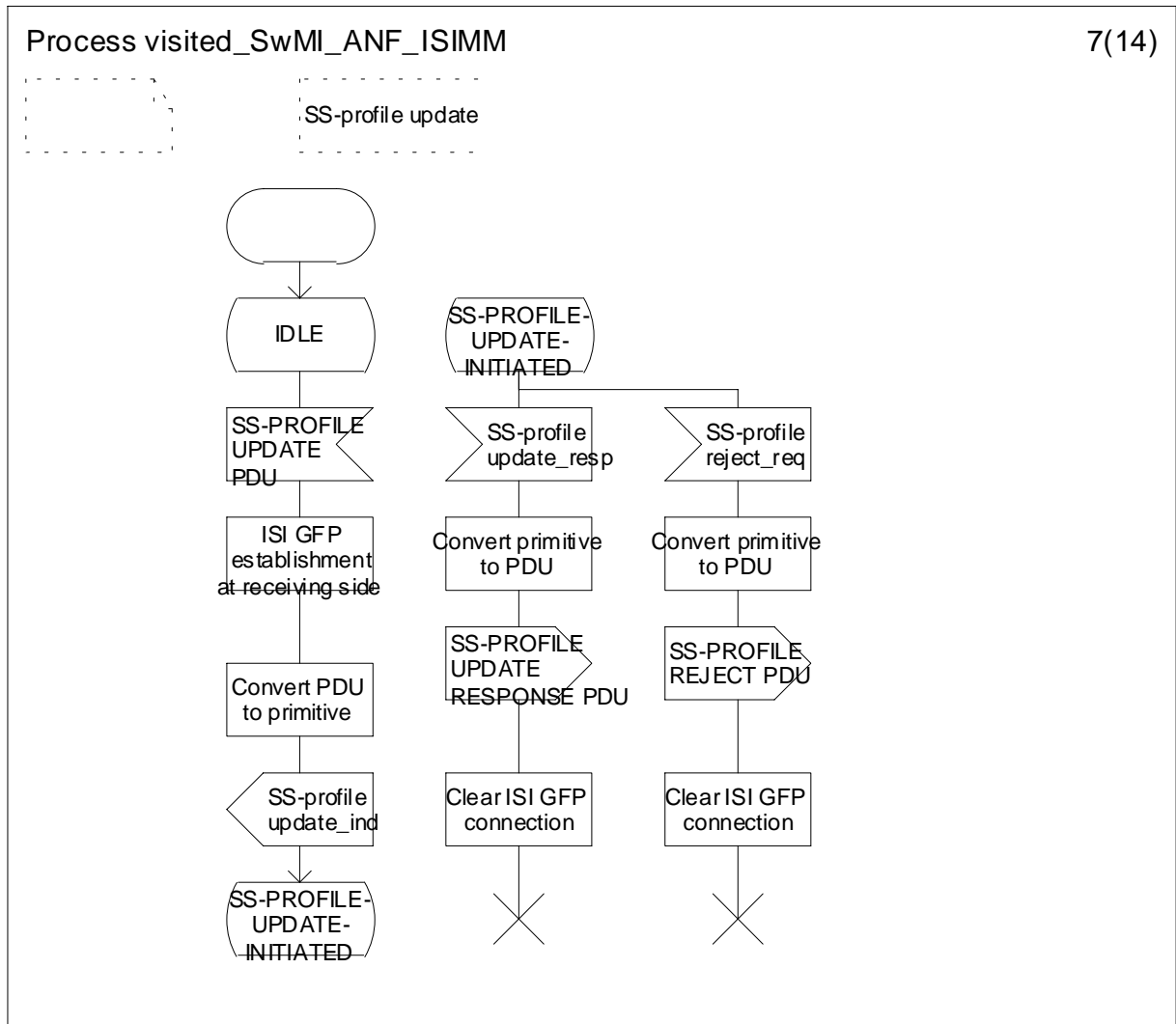


Figure 123: Visited SwMI ANF-ISIMM for SS-profile update service

### 35.10 Authentication

#### 35.10.1 Visited SwMI ANF-ISIMM

The following SDL states are used:

- IDLE: no authentication in progress;
- AUTHENTICATION-INITIATED: authentication has been initiated and the visited SwMI ANF-ISIMM is awaiting the response from the ISI GFP;
- MIGRATION-REJECTION: the authentication has been rejected (or failed) in the visited SwMI MM and the visited SwMI ANF-ISIMM is awaiting the Migration reject\_req from the visited SwMI MM;
- MIGRATION-REJECTION-ACK: the visited SwMI ANF-ISIMM is awaiting the MIGRATION REJECT RESPONSE PDU from the ISI GFP; and
- WAIT-FOR-AUTH-RESULT: authentication parameters have been transported and the visited SwMI ANF-ISIMM is awaiting the response from the visited SwMI MM.

Visited SwMI ANF-ISIMM shall behave as defined in figure 124.

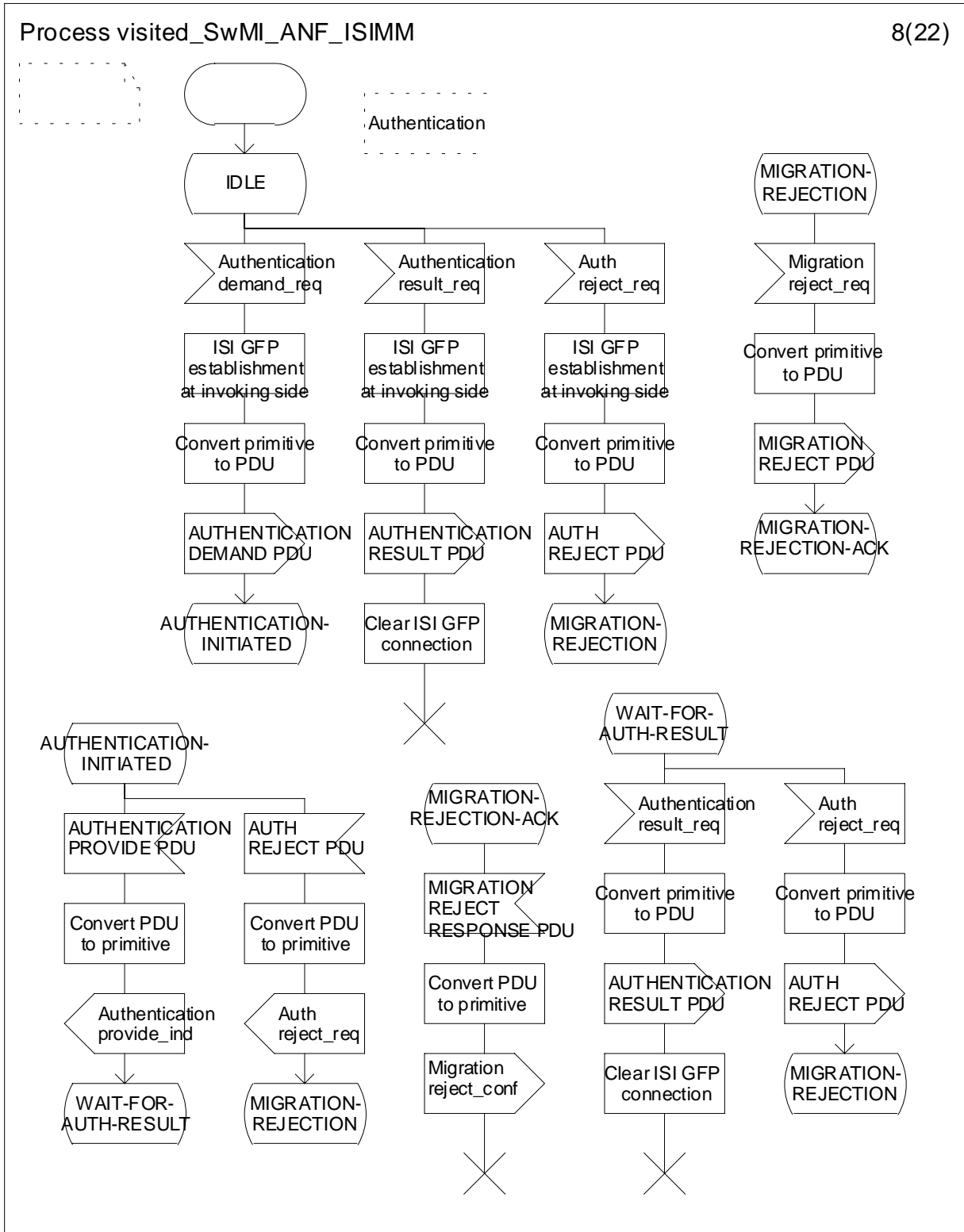


Figure 124: Visited SwMI ANF-ISIMM

35.10.2 Home SwMI ANF-ISIMM

The following SDL states are used:

- IDLE: no Authentication generation in progress;
- AUHTENTICATION-INITIATED: authentication has been initiated and the home SwMI ANF-ISIMM is awaiting the response from the home SwMI MM;



- MIGRATION-REJECTION: the home SwMI ANF-ISIMM is awaiting the MIGRATION REJECT PDU from the ISI GFP after the failed authentication; and
- WAIT-FOR-AUTH-RESULT: authentication parameters have been transported and the home SwMI ANF-ISIMM is awaiting the response from the ISI GFP.

Home SwMI ANF-ISIMM shall behave as defined in figure 125.

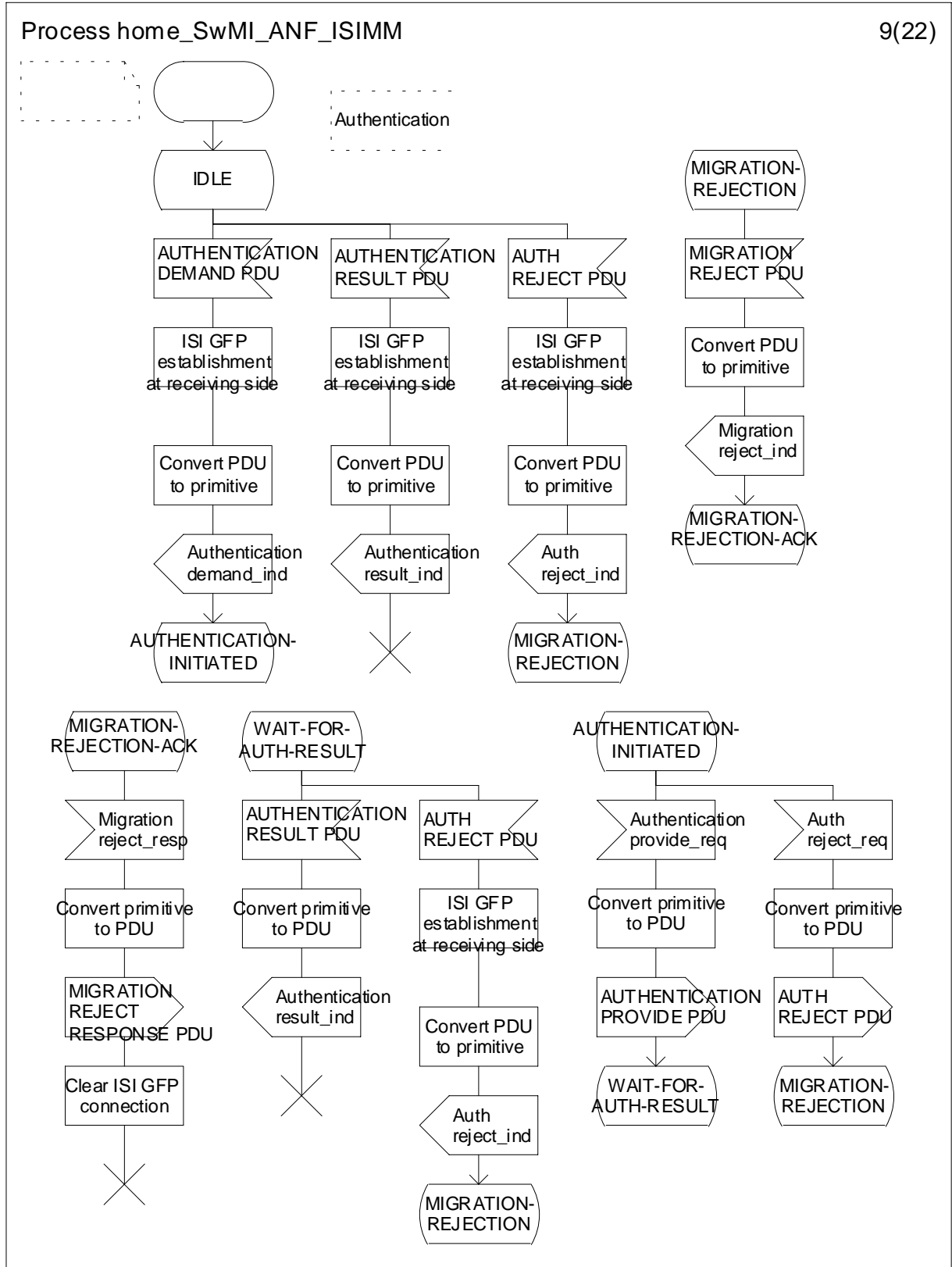


Figure 125: Home SwMI ANF-ISIMM

**35.11 Over the air re-keying**

**35.11.1 OTAR SCK generation**

**35.11.1.1 Visited SwMI ANF-ISIMM**

The following SDL states are used:

- IDLE: no OTAR SCK generation in progress;
- OTAR-PARAM-INITIATED: OTAR SCK generation has been initiated and the visited SwMI ANF-ISIMM is awaiting the response from the ISI GFP; and
- WAIT-FOR-PARAM-RESULT: OTAR SCK generation parameters have been transported and the visited SwMI ANF-ISIMM is awaiting the response from the visited SwMI MM.

Visited SwMI ANF-ISIMM shall behave as defined in figure 126.

Process visited\_SwMI\_ANF\_ISIMM

9(22)

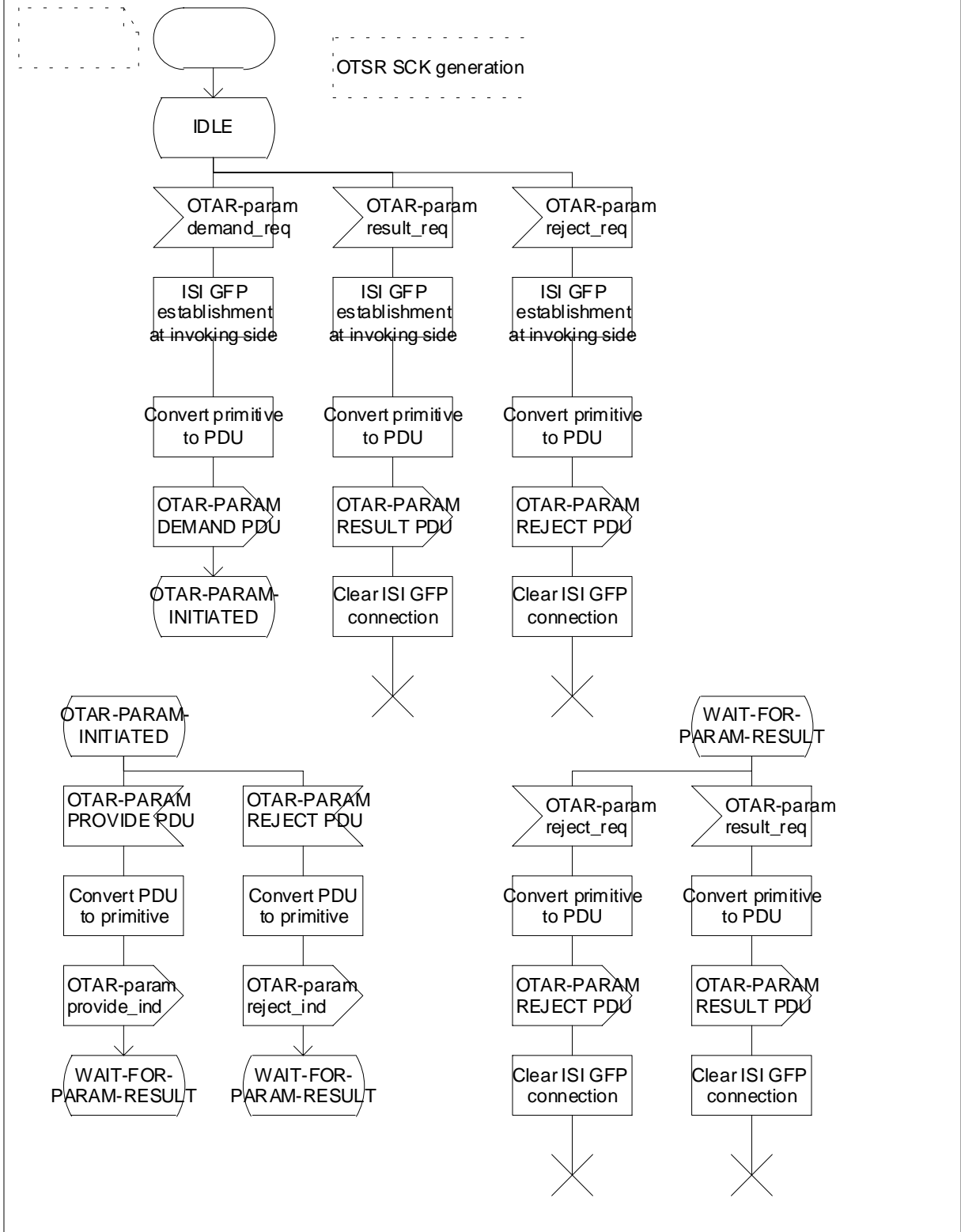


Figure 126: Visited SwMI ANF-ISIMM

**35.11.1.2 Home SwMI ANF-ISIMM**

The following SDL states are used:

- IDLE: no OTAR SCK generation in progress;
- OTAR-PARAM-INITIATED: OTAR SCK generation has been initiated and the home SwMI ANF-ISIMM is awaiting the response from the home SwMI MM; and
- WAIT-FOR-PARAM-RESULT: OTAR SCK generation parameters have been transported and the home SwMI ANF-ISIMM is awaiting the response from the ISI GFP.

Home SwMI ANF-ISIMM shall behave as defined in figure 127.

Process home\_SwMI\_ANF\_ISIMM

10(22)

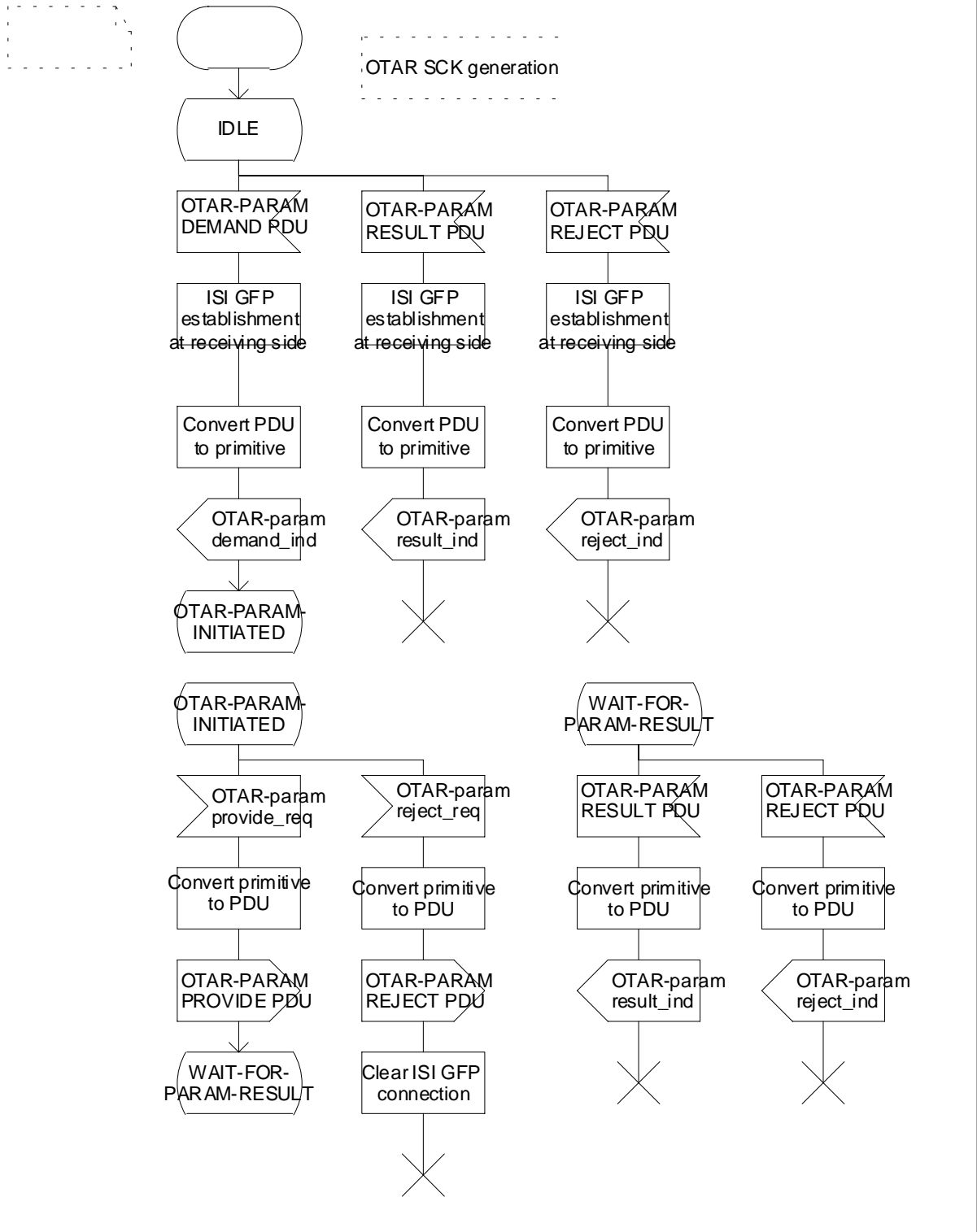


Figure 127: Home SwMI ANF-ISIMM

**35.11.2 OTAR SCK delivery**

**35.11.2.1 Visited SwMI ANF-ISIMM**

The following SDL states are used:

- IDLE: no OTAR SCK delivery in progress;
- OTAR-PARAM-INITIATED: OTAR SCK delivery has been initiated and the visited SwMI ANF-ISIMM is awaiting the response from the ISI GFP; and
- WAIT-FOR-PARAM-RESULT: OTAR SCK delivery parameters have been transported and the visited SwMI ANF-ISIMM is awaiting the response from the visited SwMI MM.

Visited SwMI ANF-ISIMM shall behave as defined in figure 128.

Process visited\_SwMI\_ANF\_ISIMM

10(22)

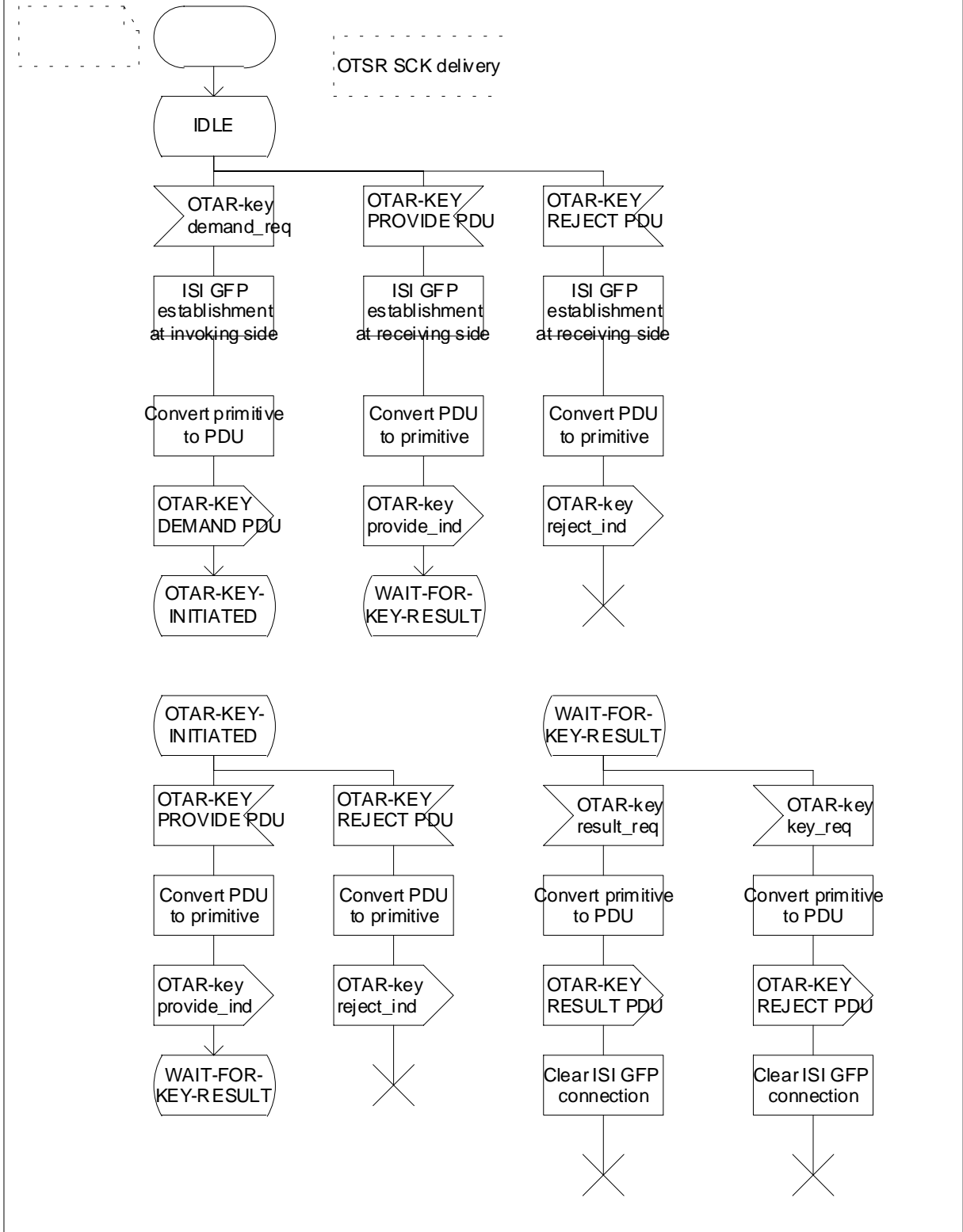


Figure 128: Visited SwMI ANF-ISIMM

**35.11.2.2 Home SwMI ANF-ISIMM**

The following SDL states are used:

- IDLE: no OTAR SCK delivery in progress;
- OTAR-PARAM-INITIATED: OTAR SCK delivery has been initiated and the home SwMI ANF-ISIMM is awaiting the response from the home SwMI MM; and
- WAIT-FOR-PARAM-RESULT: OTAR SCK delivery parameters have been transported and the home SwMI ANF-ISIMM is awaiting the response from the ISI GFP.

Home SwMI ANF-ISIMM shall behave as defined in figure 129.



Process home\_SwMI\_ANF\_ISIMM

11(22)

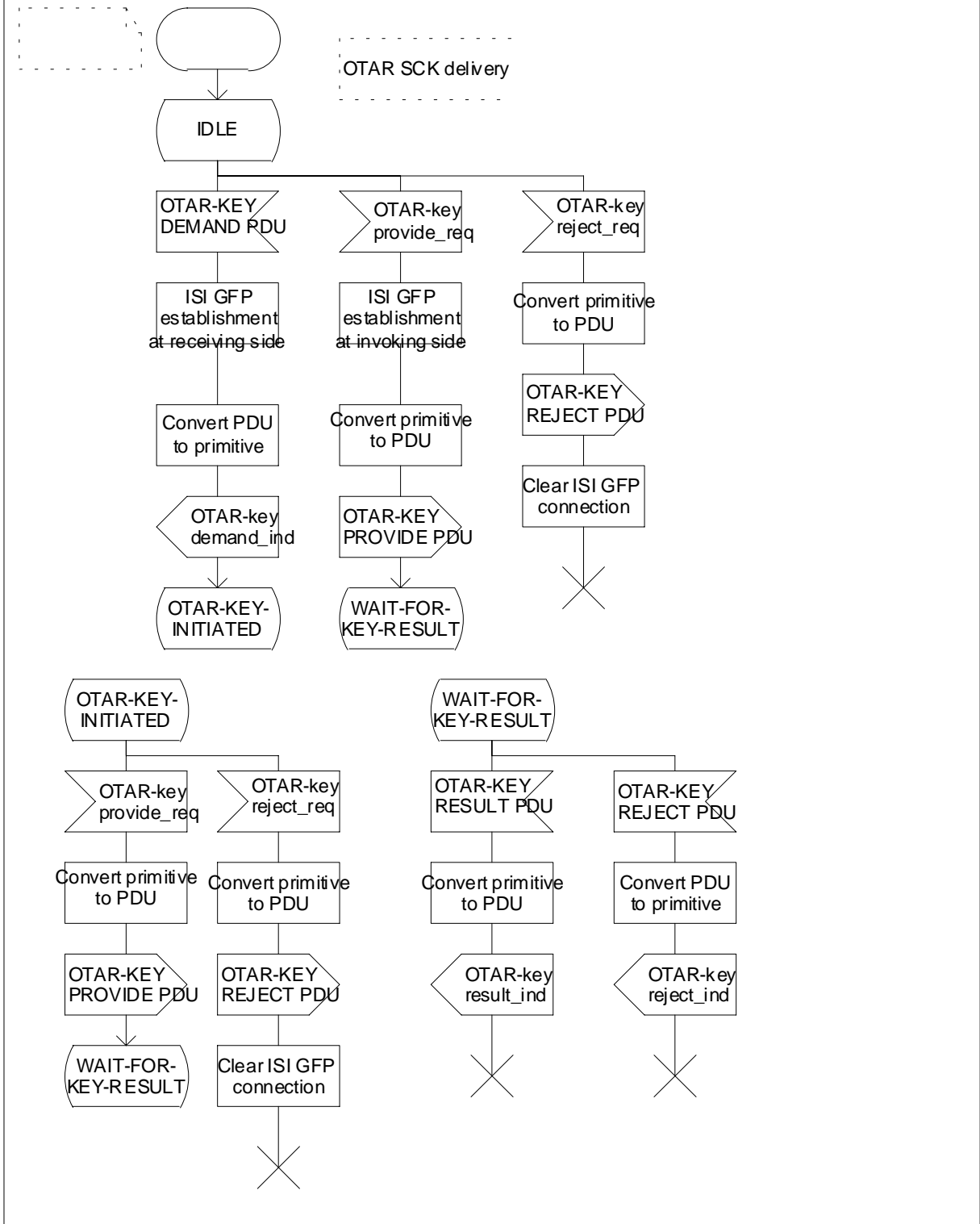


Figure 129: Home SwMI ANF-ISIMM

## **35.12 Individual subscriber database recovery**

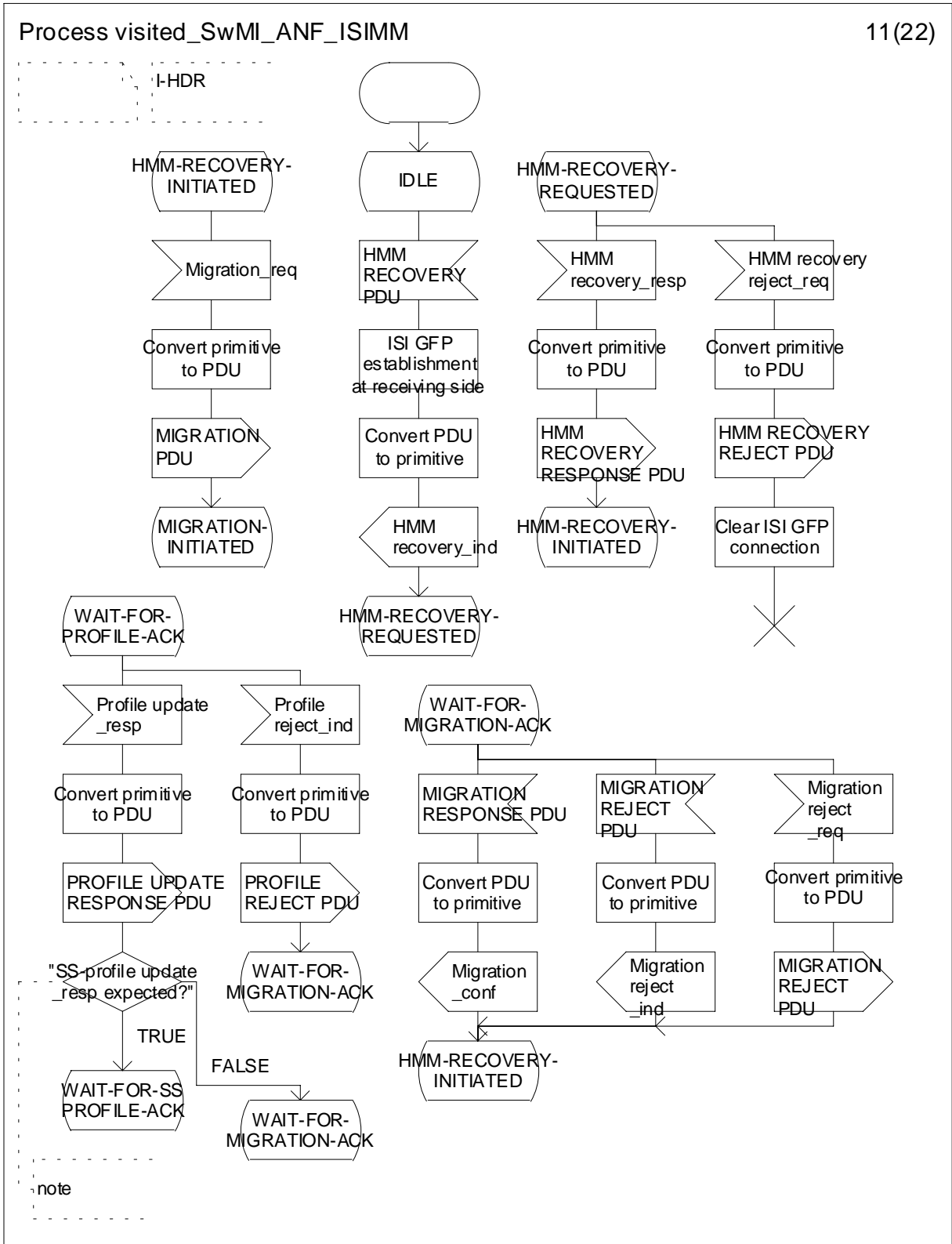
### **35.12.1 HMM recovery**

#### **35.12.1.1 Visited SwMI ANF-ISIMM**

The following SDL states are used in addition to the states as defined in subclause 35.4.1 and subclause 35.5.1:

- IDLE: no HMM recovery in progress. This definition shall replace the IDLE states as defined in subclause 35.4.1 and subclause 35.5.1;
- HMM-RECOVERY-REQUESTED: HMM recovery has been requested and the visited SwMI ANF-ISIMM is awaiting the response from the visited SwMI MM;
- HMM-RECOVERY-INITIATED: HMM recovery has been initiated and the visited SwMI ANF-ISIMM is awaiting the HMM recovery primitives from the visited SwMI MM; and
- HMM-RECOVERY-COMPLETED: HMM recovery has been completed and the visited SwMI ANF-ISIMM is awaiting the response from the ISI GFP.

Visited SwMI ANF-ISIMM shall behave as defined in figures 130 and 131.



NOTE: Shall depend on the value of the SS-profile update indicator in the Profile update\_ind as follows:

- SS-profile update\_req sent before Migration\_req: TRUE;
- SS-profile update\_req sent after Migration\_req: not applicable;
- SS-profile update\_req not applicable: FALSE.

Figure 130: Visited SwMI ANF-ISIMM

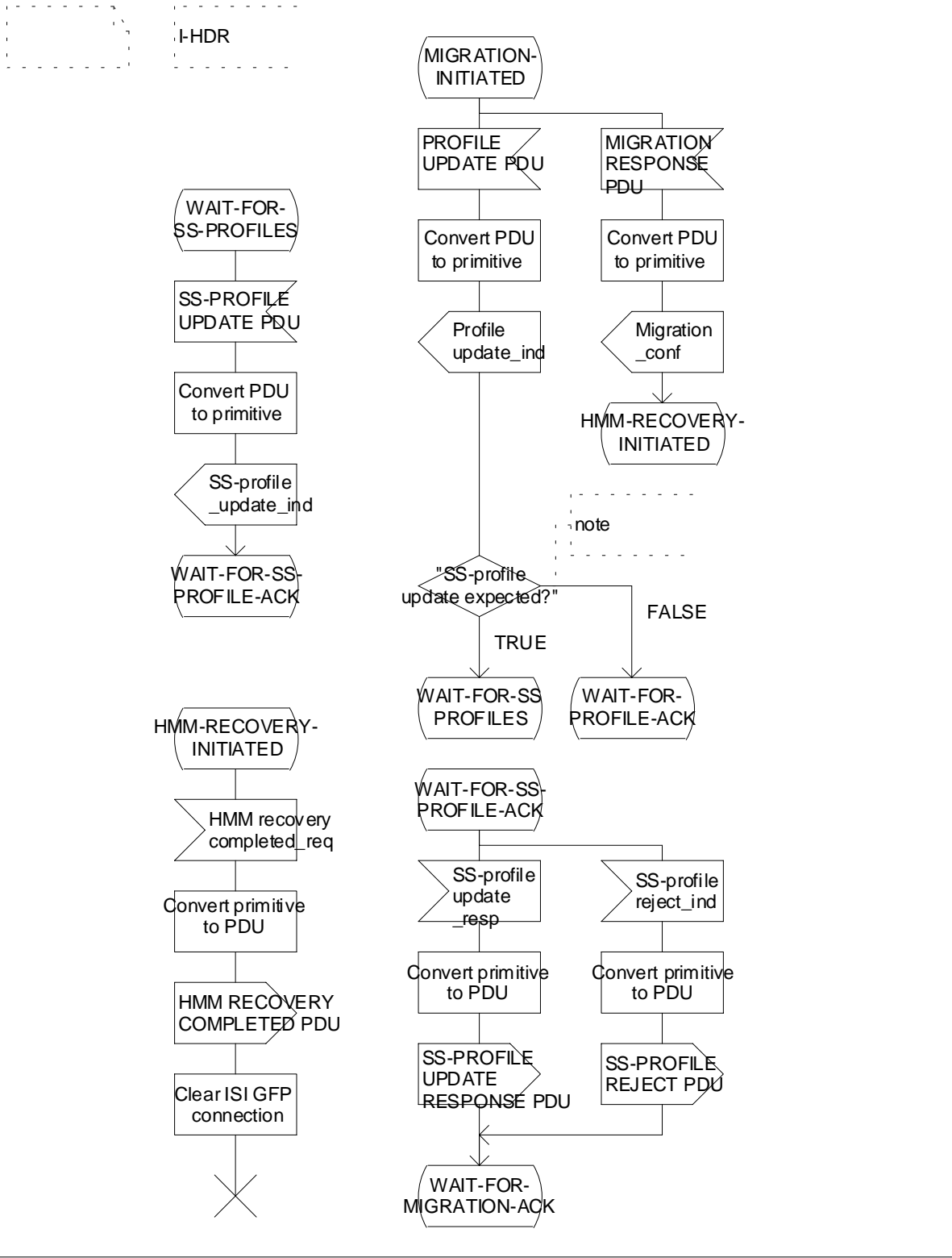


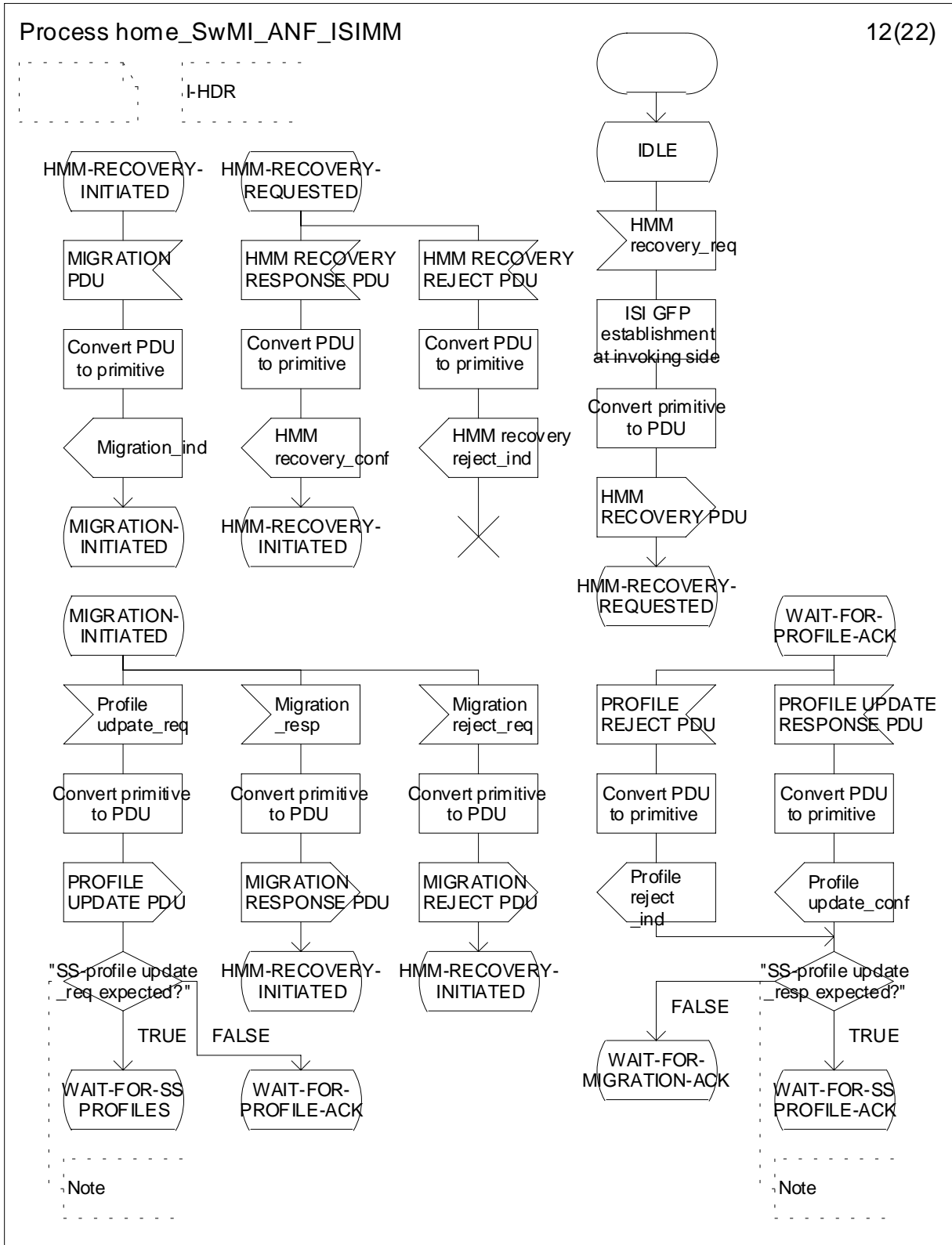
Figure 131: Visited SwMI ANF-ISIMM

**35.12.1.2 Home SwMI ANF-ISIMM**

The following SDL states are used in addition to the states as defined in subclause 35.4.2, subclause 35.5.2 and subclause 35.6.1:

- IDLE: no HMM recovery in progress. This definition shall replace the IDLE states as defined in subclause 35.4.2, subclause 35.5.2 and subclause 35.6.1;
- HMM-RECOVERY-REQUESTED: HMM recovery has been requested and the home SwMI ANF-ISIMM is awaiting the response from the ISI GFP;
- HMM-RECOVERY-INITIATED: HMM recovery has been initiated and the home SwMI ANF-ISIMM is awaiting the HMM recovery PDUs from the ISI GFP; and
- HMM-RECOVERY-COMPLETED: HMM recovery has been completed and the home SwMI ANF-ISIMM is awaiting the response from the ISI GFP.

Home SwMI ANF-ISIMM shall behave as defined in figures 132 and 133.



NOTE: Shall depend on the value of the SS-profile update indicator in the Profile update\_req as follows:

- SS-profile update\_req sent before Migration\_req: TRUE;
- SS-profile update\_req sent after Migration\_req: not applicable;
- SS-profile update\_req not applicable: FALSE.

**Figure 132: Home SwMI ANF-ISIMM**

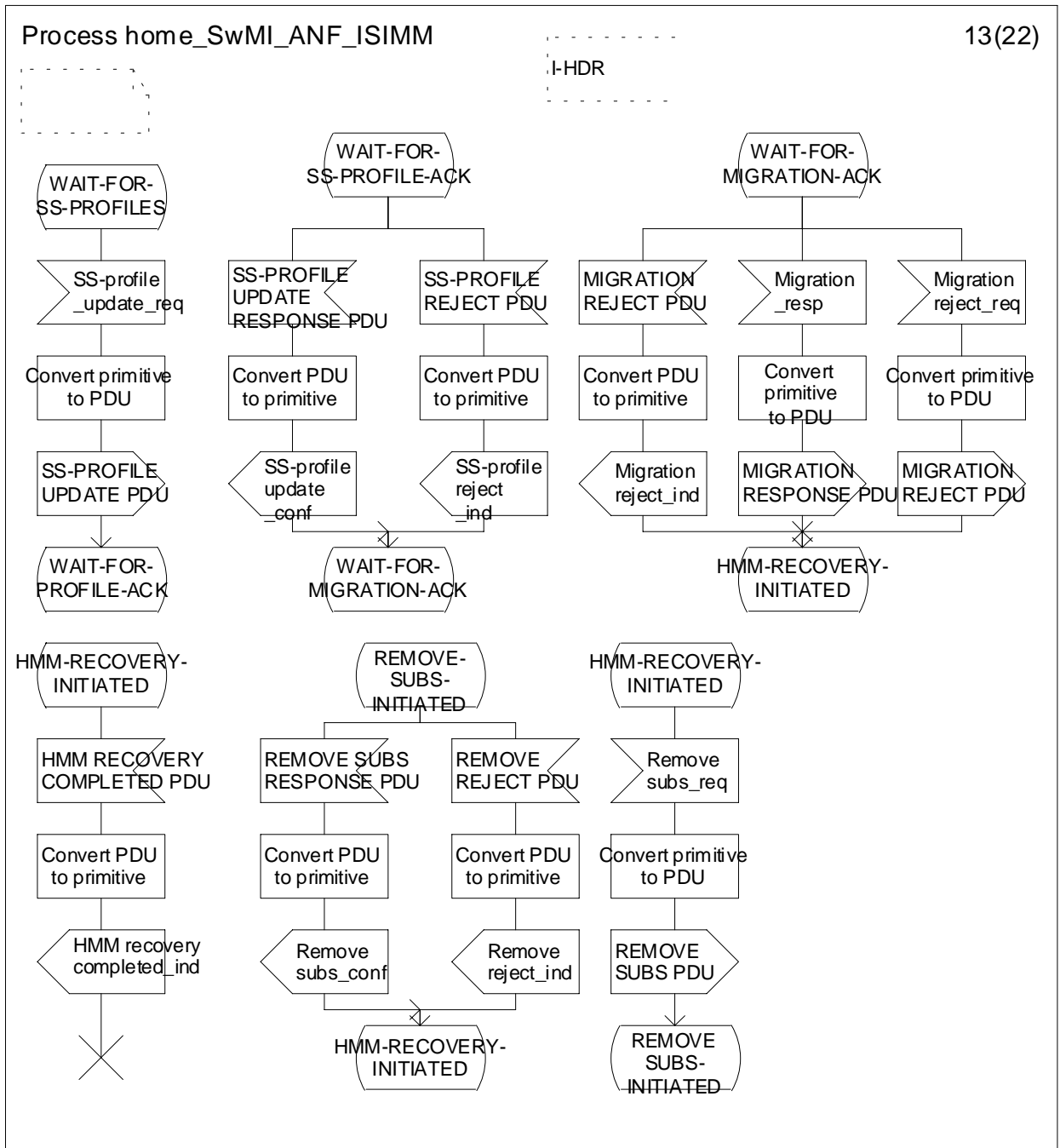


Figure 133: Home SwMI ANF-ISIMM

35.12.1.3 Previous visited SwMI ANF-ISIMM

As 36.6.2.

### 35.12.2 VMM recovery

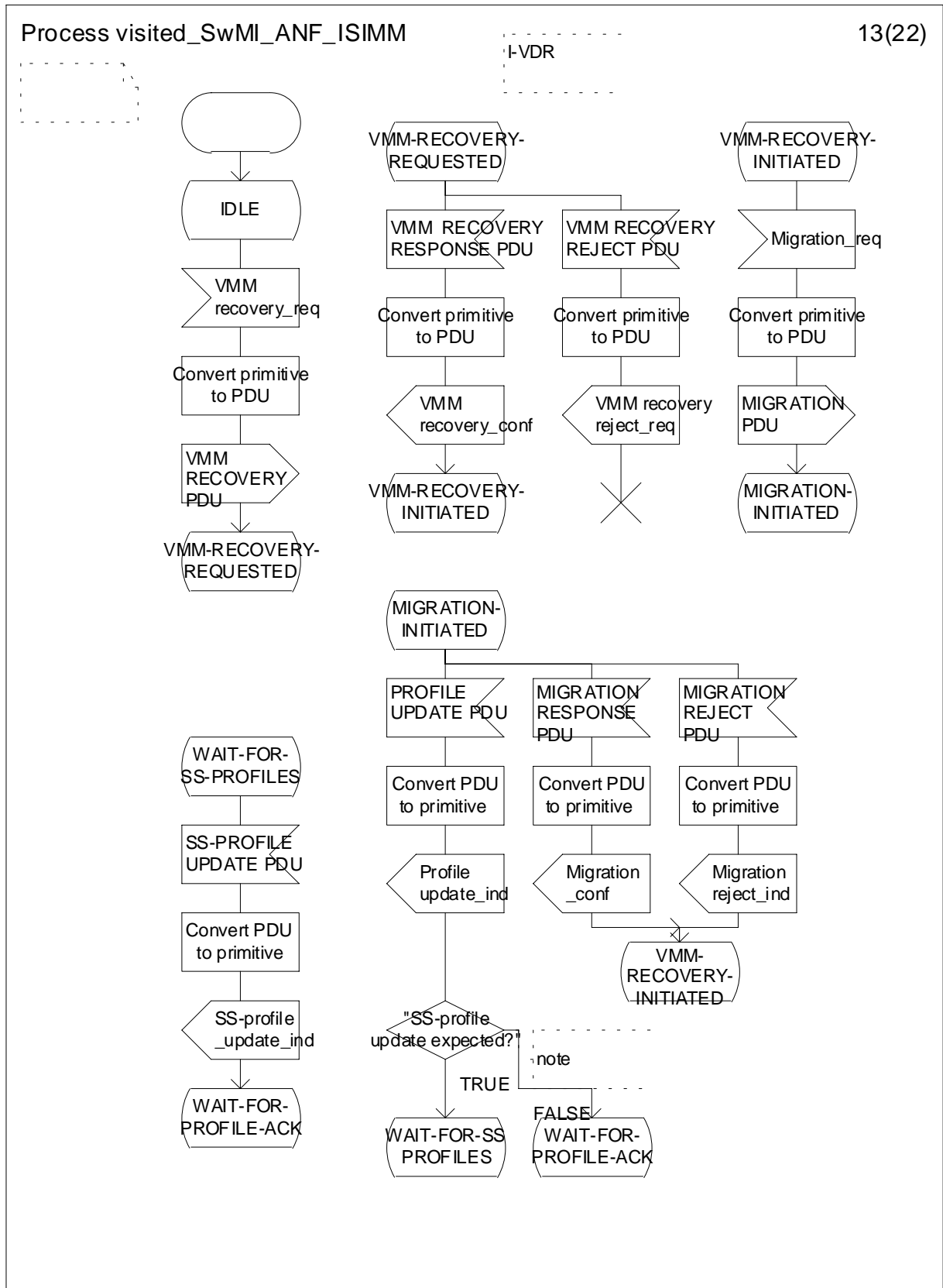
#### 35.12.2.1 Visited SwMI ANF-ISIMM

The following SDL states are used in addition to the states as defined in subclause 35.4.1 and subclause 35.5.1:

- IDLE: no HMM recovery in progress. This definition shall replace the IDLE states as defined in subclause 35.4.1 and subclause 35.5.1;
- HMM-RECOVERY-REQUESTED: HMM recovery has been requested and the visited SwMI ANF-ISIMM is awaiting the response from the visited SwMI MM;
- HMM-RECOVERY-INITIATED: HMM recovery has been initiated and the visited SwMI ANF-ISIMM is awaiting the HMM recovery primitives from the visited SwMI MM; and
- HMM-RECOVERY-COMPLETED: HMM recovery has been completed and the visited SwMI ANF-ISIMM is awaiting the response from the ISI GFP.

Visited SwMI ANF-ISIMM shall behave as defined in figures 134 and 135.

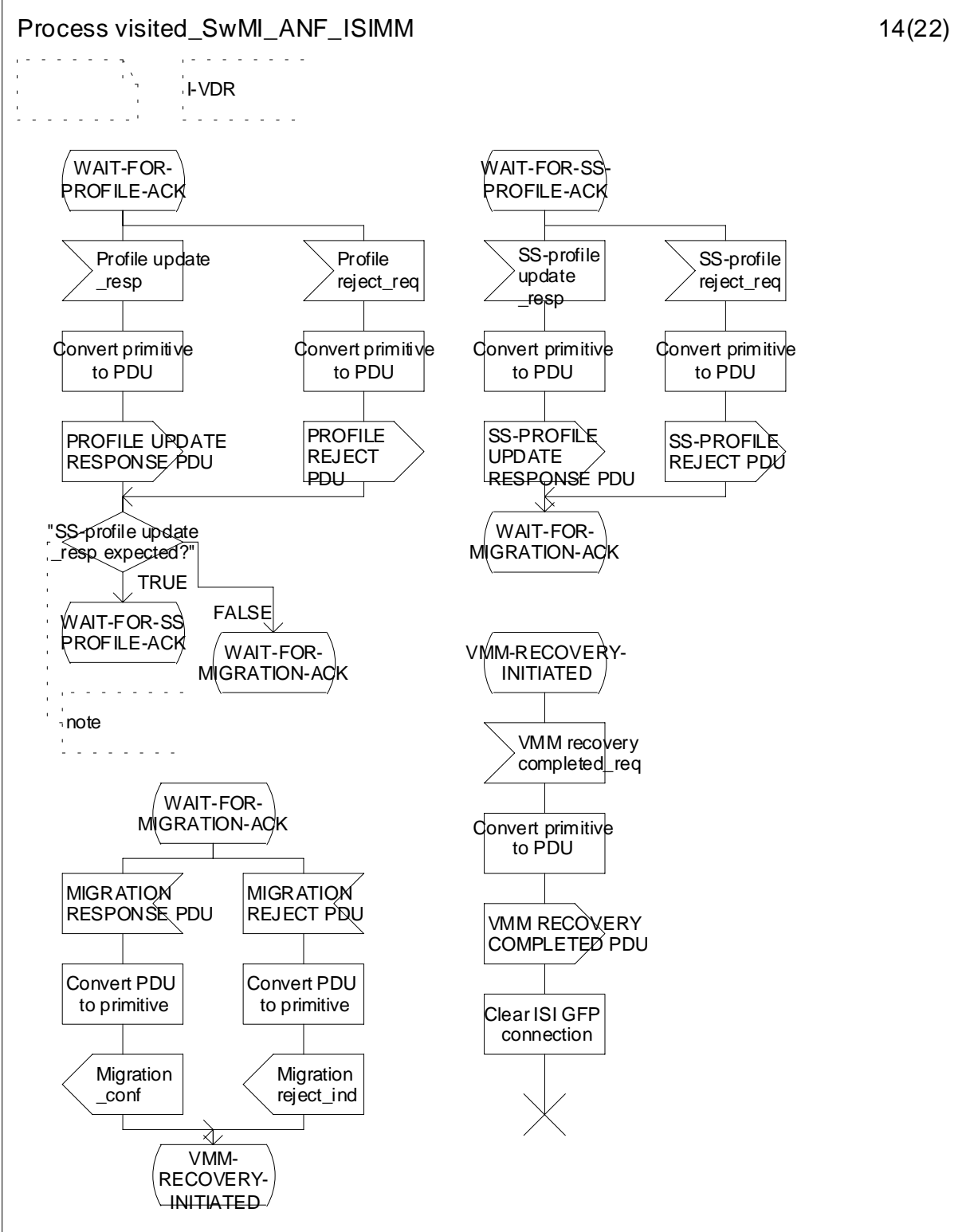




NOTE: Shall depend on the value of the SS-profile update indicator in the Profile update\_ind as follows:

- SS-profile update\_req sent before Migration\_req: TRUE;
- SS-profile update\_req sent after Migration\_req: not applicable;
- SS-profile update\_req not applicable: FALSE.

Figure 134: Visited SwMI ANF-ISIMM



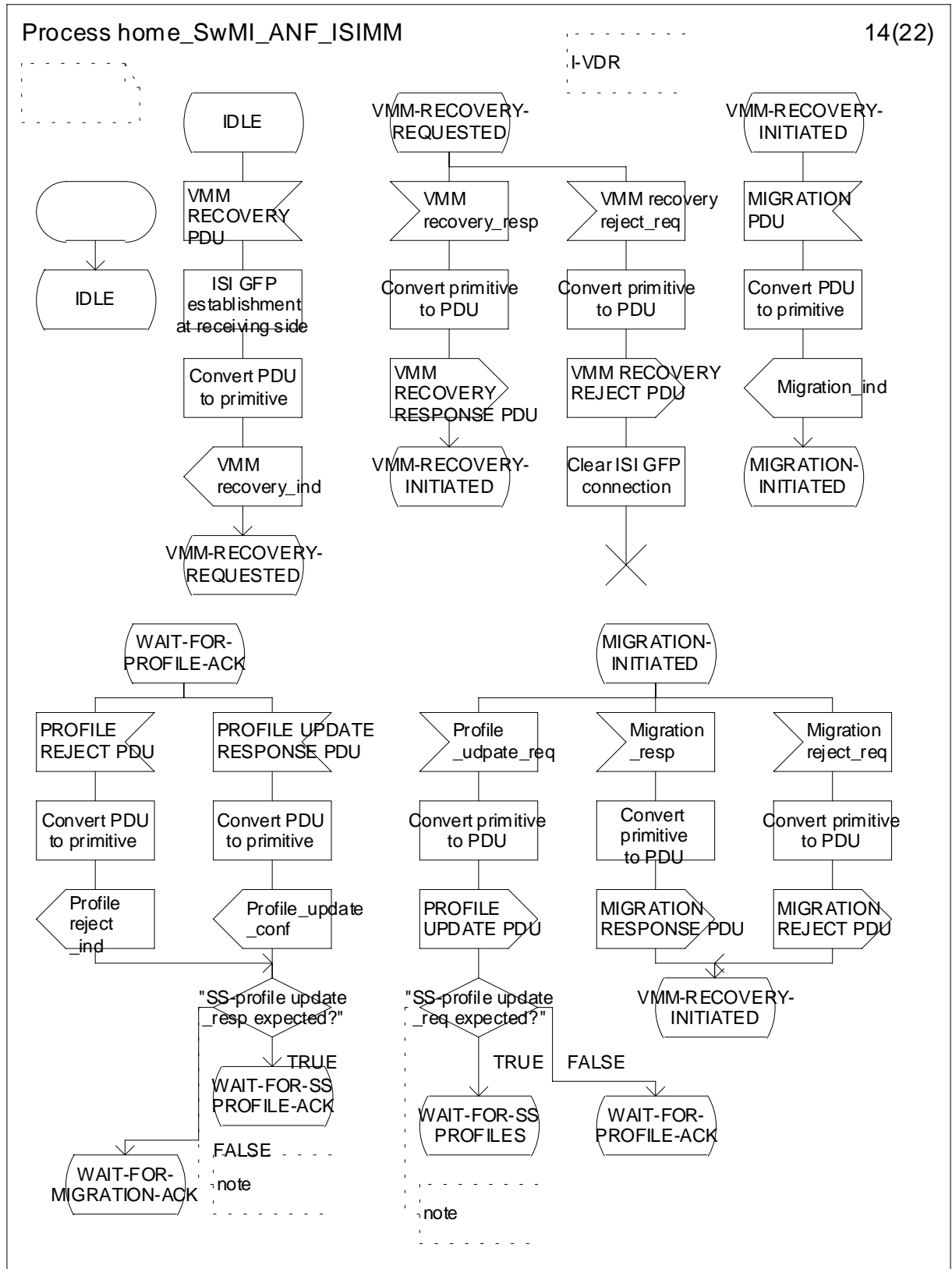
- NOTE: Shall depend on the value of the SS-profile update indicator in the Profile update\_ind as follows:
- SS-profile update\_req sent before Migration\_req: TRUE;
  - SS-profile update\_req sent after Migration\_req: not applicable;
  - SS-profile update\_req not applicable: FALSE.

Figure 135: Visited SwMI ANF-ISIMM

35.12.2.2 Home SwMI ANF-ISIMM

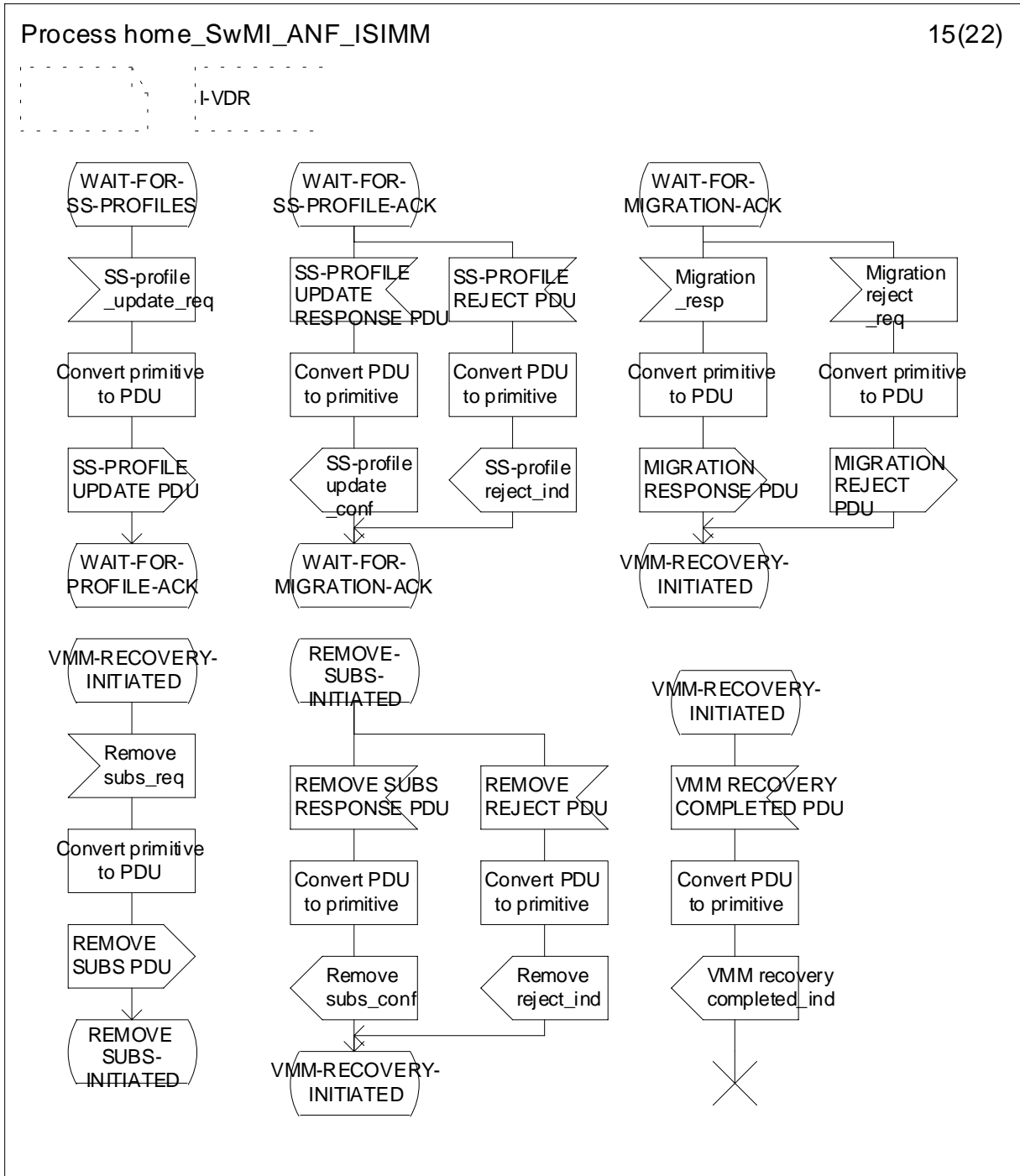
The following SDL state is used in addition to the states as defined in subclause 35.4.2, subclause 35.5.2 and subclause 35.6.1: IDLE: No HMM recovery in progress. This definition shall replace the IDLE states as defined in subclause 35.4.2, subclause 35.5.2 and subclause 35.6.1.

Home SwMI ANF-ISIMM shall behave as defined in figures 136 and 137.



- NOTE: Shall depend on the value of the SS-profile update indicator in the Profile update\_req as follows:
- SS-profile update\_req sent before Migration\_req: TRUE;
    - SS-profile update\_req sent after Migration\_req: not applicable;
    - SS-profile update\_req not applicable: FALSE.

Figure 136: Home SwMI ANF-ISIMM



NOTE: The end of the VMM recovery is not explicitly indicated to the home SwMI MM.

Figure 137: Home SwMI ANF-ISIMM

### 35.12.2.3 Previous visited SwMI ANF-ISIMM

As 35.6.2.

## 35.13 Group attachment

### 35.13.1 Visited SwMI ANF-ISIMM

The following SDL states are used:

- IDLE: no Group attachment in progress;
- H-WAIT-FOR-GROUP-ATT: the visited SwMI ANF-ISIMM is awaiting the home SwMI MM initiated group attachment request from the ISI GFP;
- H-WAIT-FOR-GROUP-ATT-ACK: the visited SwMI ANF-ISIMM is awaiting the response for the home SwMI MM initiated group attachment request from the visited SwMI MM;
- H-WAIT-FOR-PROFILE-ACK: the basic migration profile has been sent to the visited SwMI MM and the ANF-ISIMM is awaiting the response from the visited SwMI MM (the state is applicable in the home SwMI MM initiated group attachment);
- H-WAIT-FOR-SS-PROFILE-ACK: the SS-migration profile(s) has been sent to the visited SwMI MM and the visited SwMI ANF-ISIMM is awaiting the response from the visited SwMI MM (the state is applicable in the home SwMI MM initiated group attachment);
- H-WAIT-FOR-SS-PROFILES: the visited SwMI ANF-ISIMM is awaiting the SS-migration profile(s) from the ISI GFP (the state is applicable in the home SwMI MM initiated group attachment);
- V-GROUP-ATT-INITIATED: the visited SwMI MM initiated group attachment has been invoked and the visited SwMI ANF-ISIMM is awaiting the response from the ISI GFP;
- V-WAIT-FOR-GROUP-ATT-ACK: the visited SwMI ANF-ISIMM is awaiting the response for the visited SwMI MM initiated group attachment request from the ISI GFP;
- V-WAIT-FOR-PROFILE-ACK: the basic migration profile has been sent to the visited SwMI MM and visited SwMI ANF-ISIMM is awaiting the response from the visited SwMI MM (the state is applicable in the visited SwMI MM initiated group attachment);
- V-WAIT-FOR-SS-PROFILE-ACK: the SS-migration profile(s) has been sent to the visited SwMI MM and the visited SwMI ANF-ISIMM is awaiting the response from the visited SwMI MM (the state is applicable in the visited SwMI MM initiated group attachment); and
- V-WAIT-FOR-SS-PROFILES: the visited SwMI ANF-ISIMM is awaiting the SS-migration profile(s) from the ISI GFP (the state is applicable in the visited SwMI MM initiated group attachment).

Visited SwMI ANF-ISIMM shall behave as defined in figures 138, 139, 140 and 141.

Process visited\_SwMI\_ANF\_ISIMM

15(19)

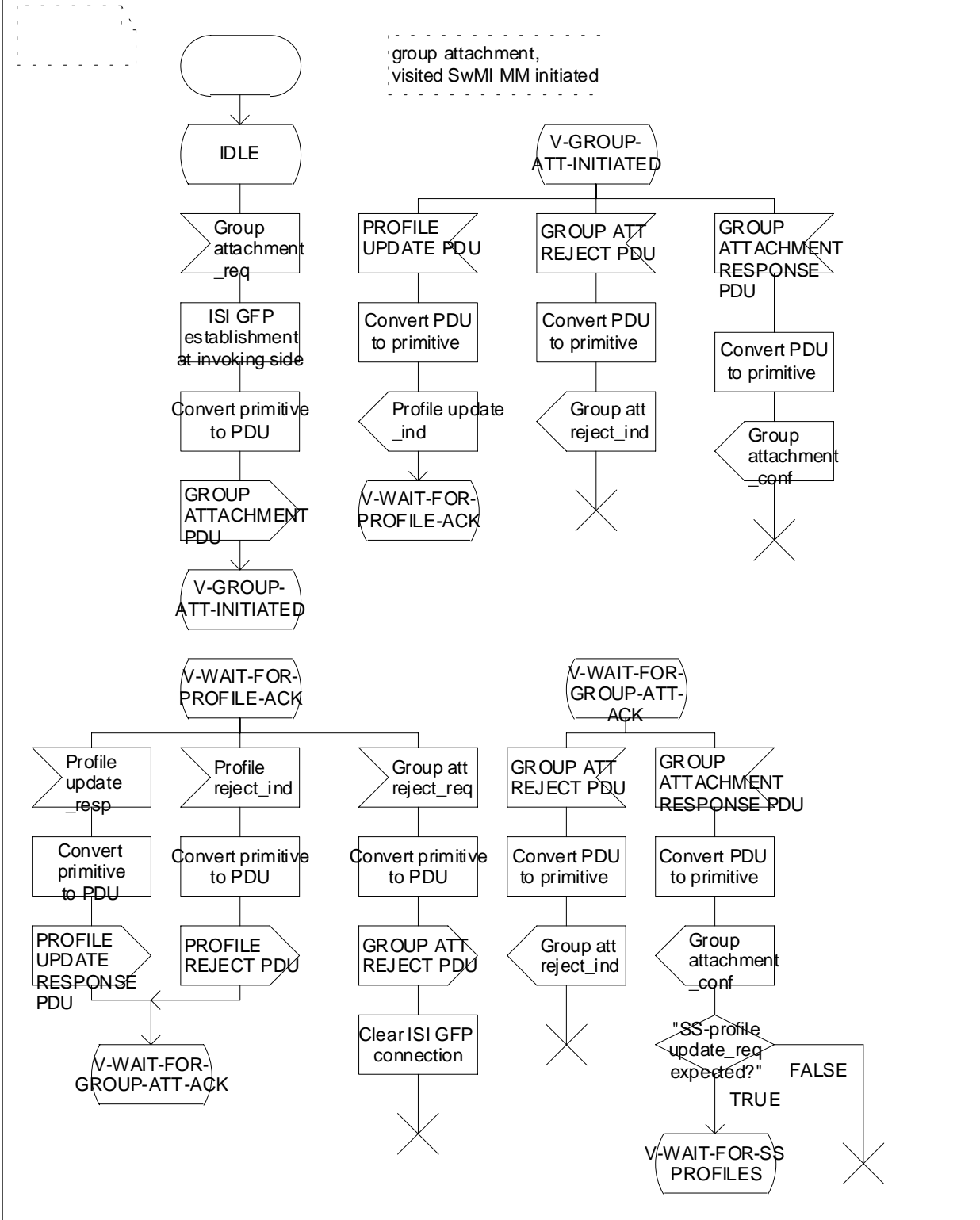


Figure 138: Visited SwMI ANF-ISIMM

Process visited\_SwMI\_ANF\_ISIMM

16(19)

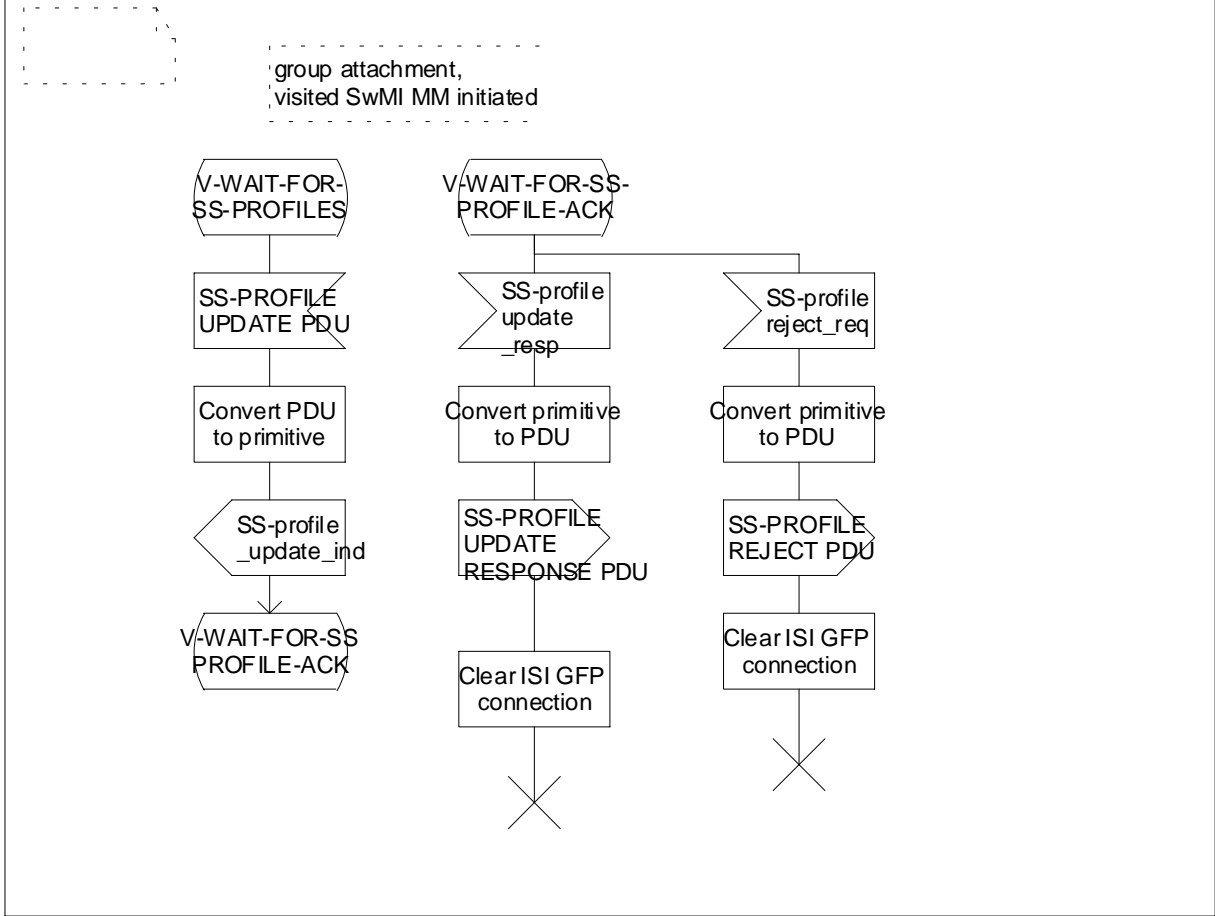


Figure 139: Visited SwMI ANF-ISIMM

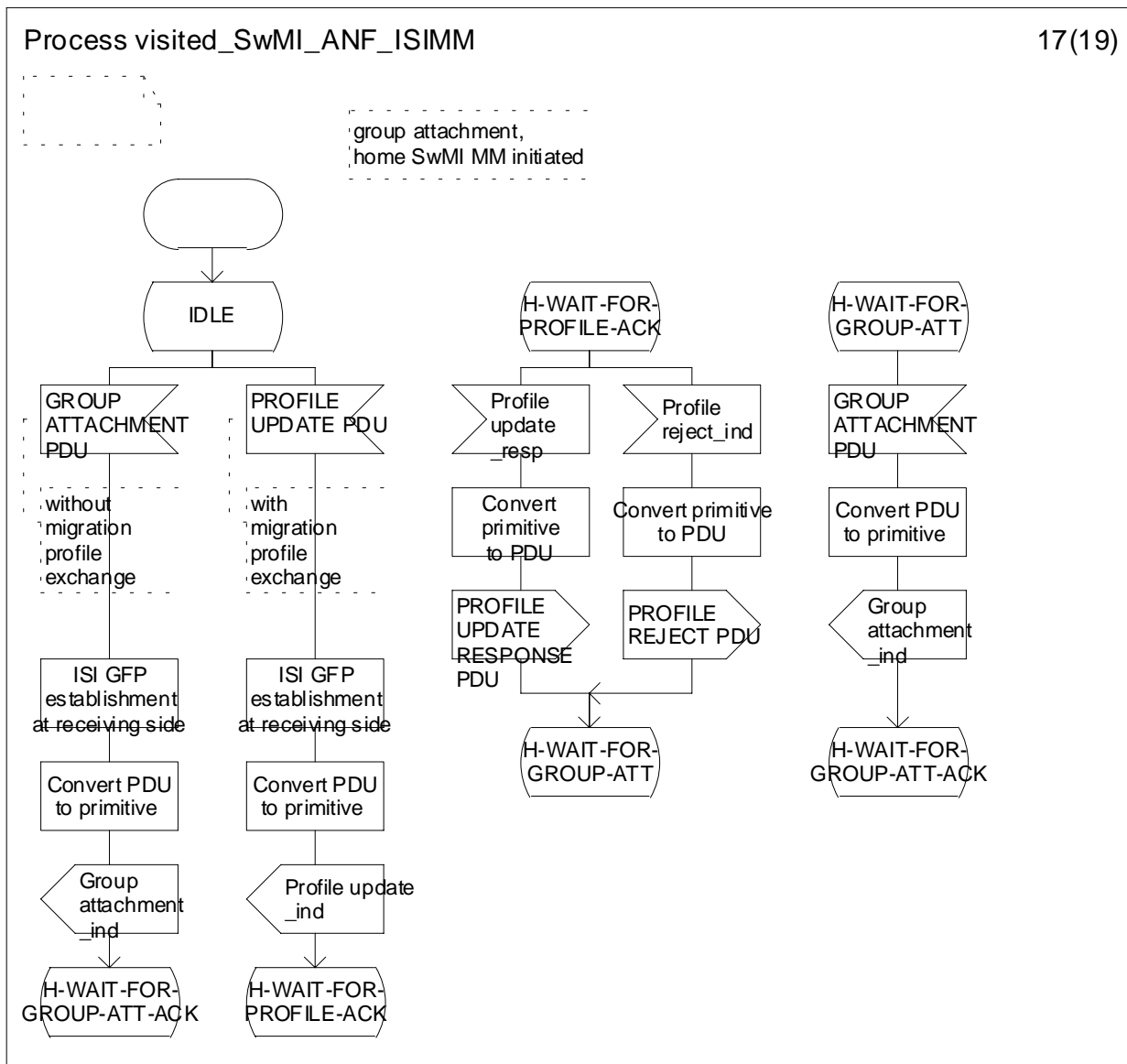


Figure 140: Visited SwMI ANF-ISIMM



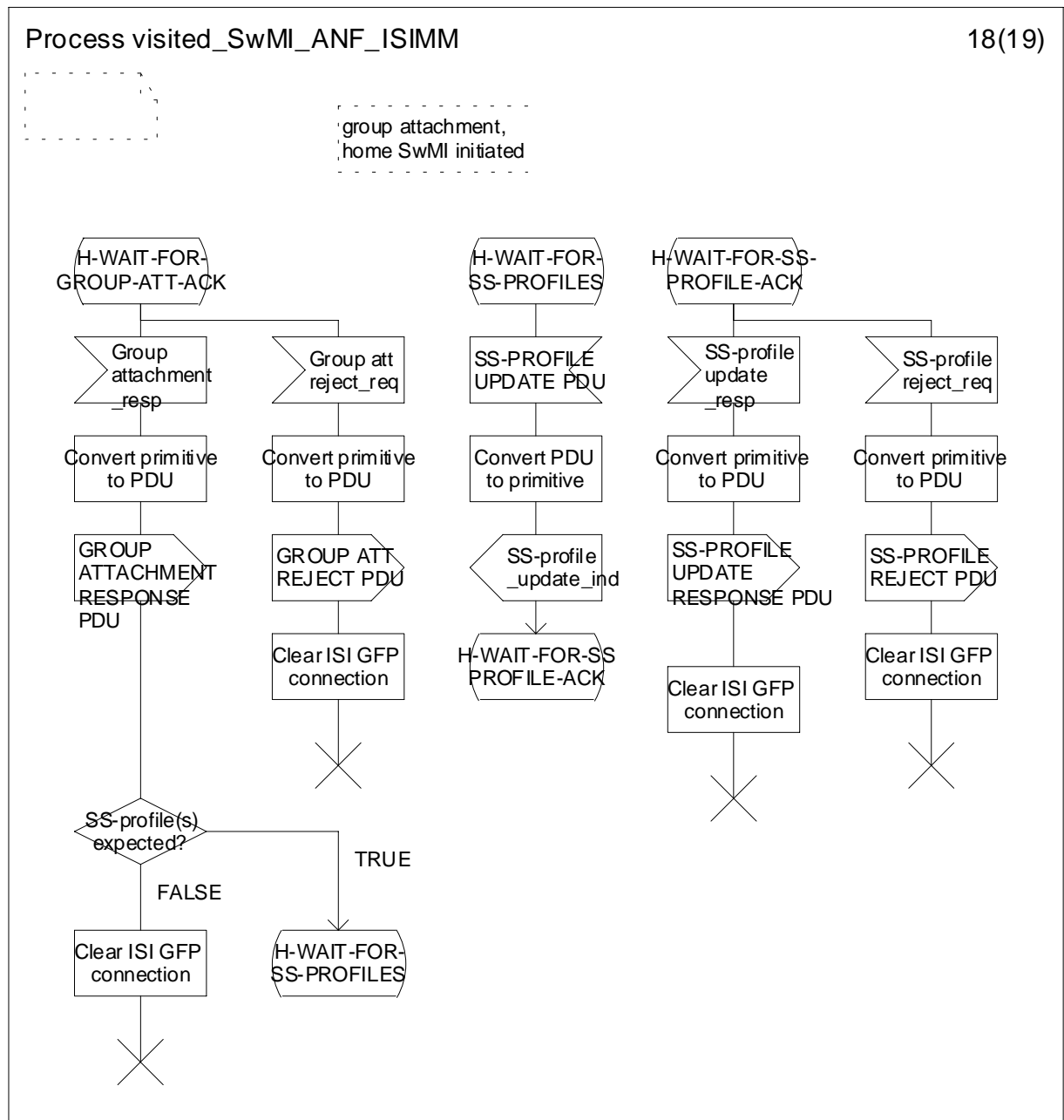


Figure 141: Visited SwMI ANF-ISIMM

### 35.13.2 Home SwMI ANF-ISIMM

The following SDL states are used:

- IDLE: no Group attachment in progress;
- H-GROUP-ATT-INITIATED: the home SwMI MM initiated group attachment has been invoked and the home SwMI ANF-ISIMM is awaiting the response from the ISI GFP;
- H-WAIT-FOR-ATT-REQUEST: the home SwMI ANF-ISIMM is awaiting the request for the home SwMI MM initiated group attachment from the home SwMI MM;
- H-WAIT-FOR-GROUP-ATT-ACK: the home SwMI ANF-ISIMM is awaiting the response for the home SwMI MM initiated group attachment request from the ISI GFP;
- H-WAIT-FOR-PROFILE-ACK: the basic migration profile has been sent to the ISI GFP and the home ANF-ISIMM is awaiting the response from the ISI GFP (the state is applicable in the home SwMI MM initiated group attachment);

- H-WAIT-FOR-SS-PROFILE-ACK: the SS-migration profile(s) has been sent to the ISI GFP and the home ANF-ISIMM is awaiting the response from the ISI GFP (the state is applicable in the home SwMI MM initiated group attachment);
- H-WAIT-FOR-SS-PROFILE(S): the home SwMI ANF-ISIMM is awaiting the SS-migration profile(s) from the home SwMI MM (the state is applicable in the home SwMI MM initiated group attachment);
- V-GROUP-ATT-INITIATED: the visited SwMI MM initiated group attachment has been invoked and the home SwMI ANF-ISIMM is awaiting the response from the home SwMI MM;
- V-WAIT-FOR-ATT-RESPONSE: the visited SwMI MM initiated group attachment has been invoked and the home SwMI ANF-ISIMM is awaiting the response from the home SwMI MM;
- V-WAIT-FOR-PROFILE-ACK: the basic migration profile has been sent to the ISI GFP and the home ANF-ISIMM is awaiting the response from the ISI GFP (the state is applicable in the visited SwMI MM initiated group attachment);
- V-WAIT-FOR-SS-PROFILE-ACK: the SS-migration profile(s) has been sent to the ISI GFP and the home ANF-ISIMM is awaiting the response from the ISI GFP (the state is applicable in the visited SwMI MM initiated group attachment); and
- V-WAIT-FOR-SS-PROFILE(S): the home SwMI ANF-ISIMM is awaiting the SS-migration profile(s) from the home SwMI MM (the state is applicable in the visited SwMI MM initiated group attachment).

Home SwMI ANF-ISIMM shall behave as defined in figures 142, 143, 144 and 145.

Process home\_SwMI\_ANF\_ISIMM

16(21)

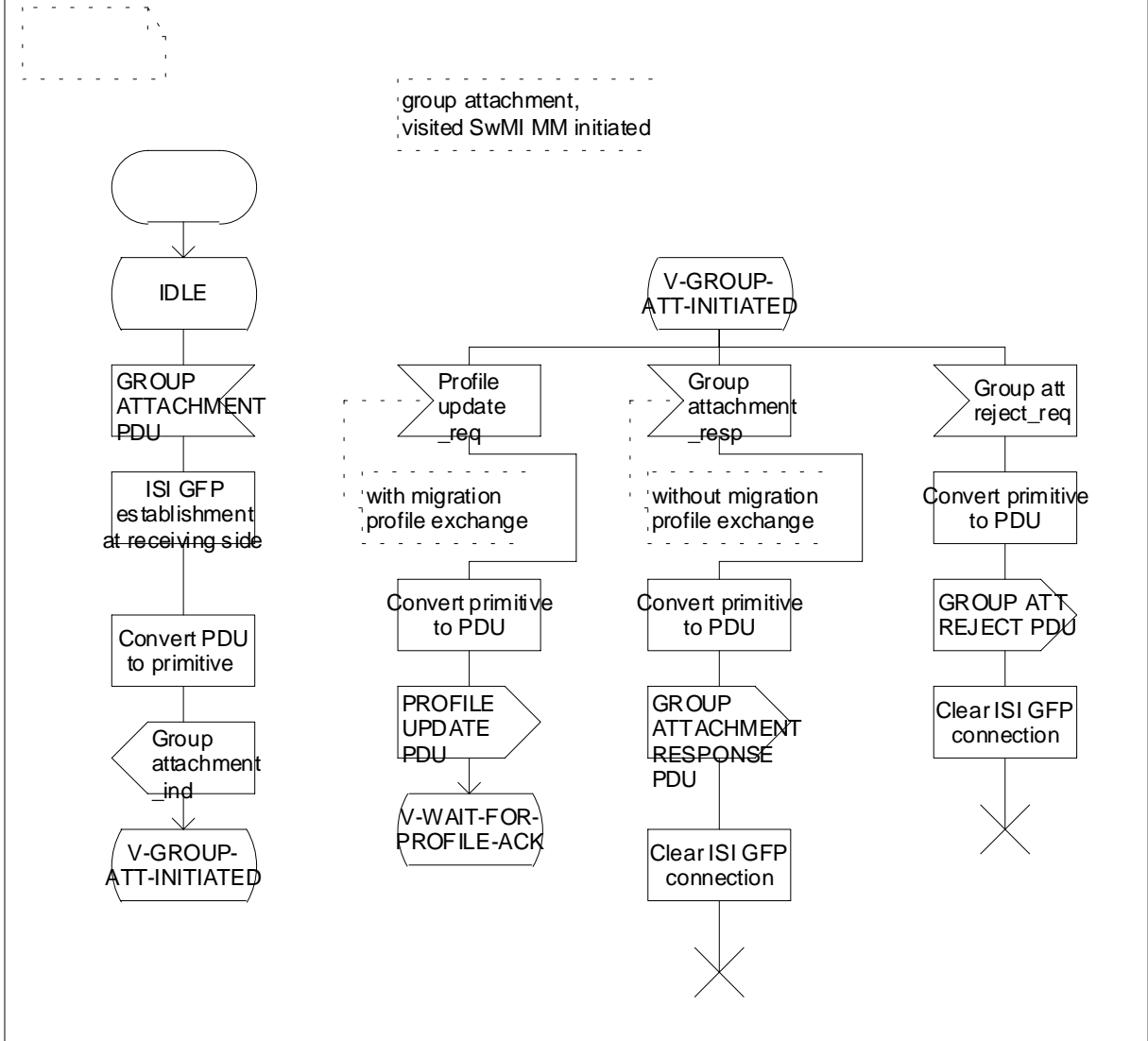


Figure 142: Home SwMI ANF-ISIMM

Process home\_SwMI\_ANF\_ISIMM

group attachment,  
 visited SwMI MM initiated

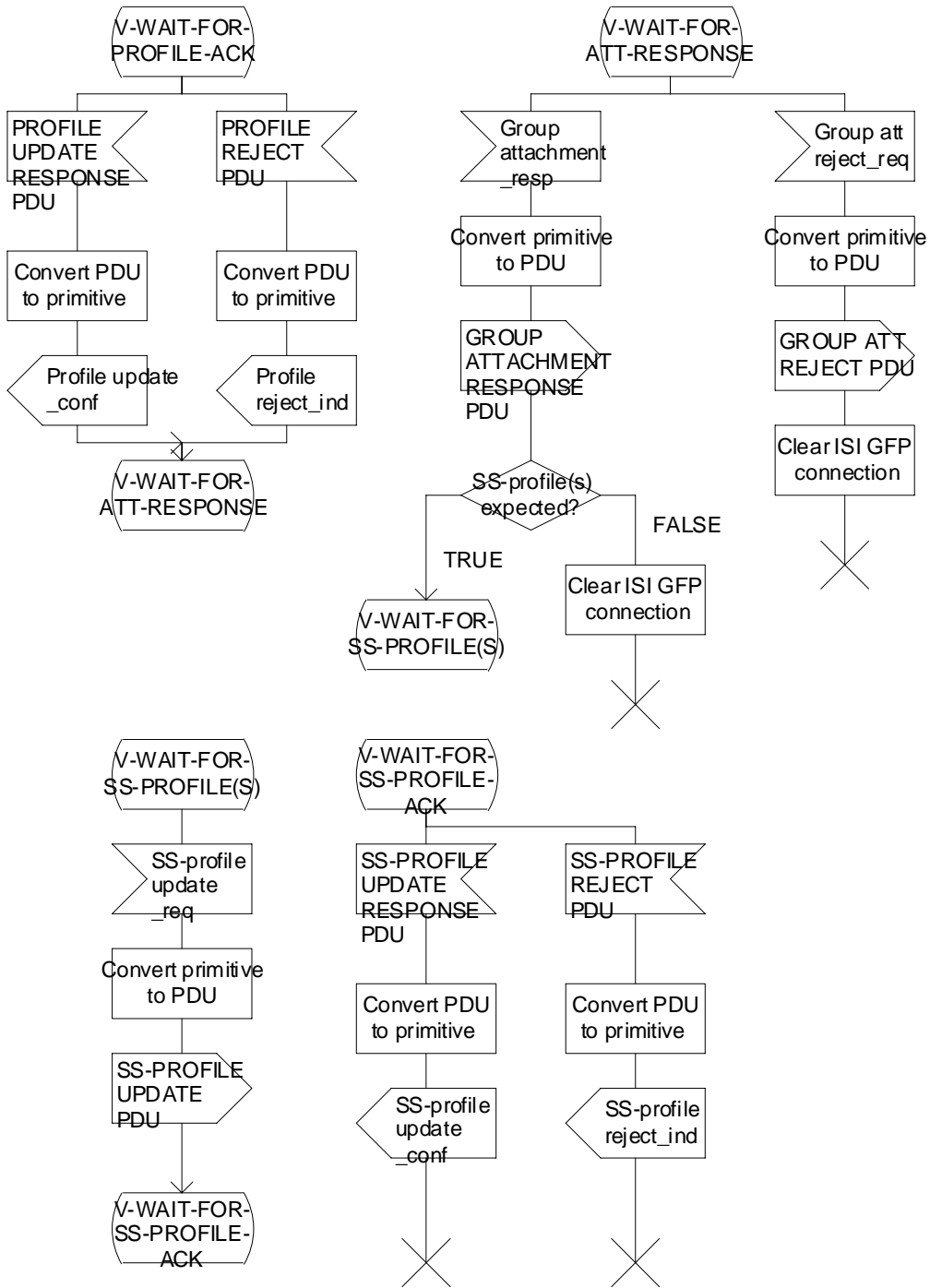


Figure 143: Home SwMI ANF-ISIMM

Process home\_SwMI\_ANF\_ISIMM

19(21)

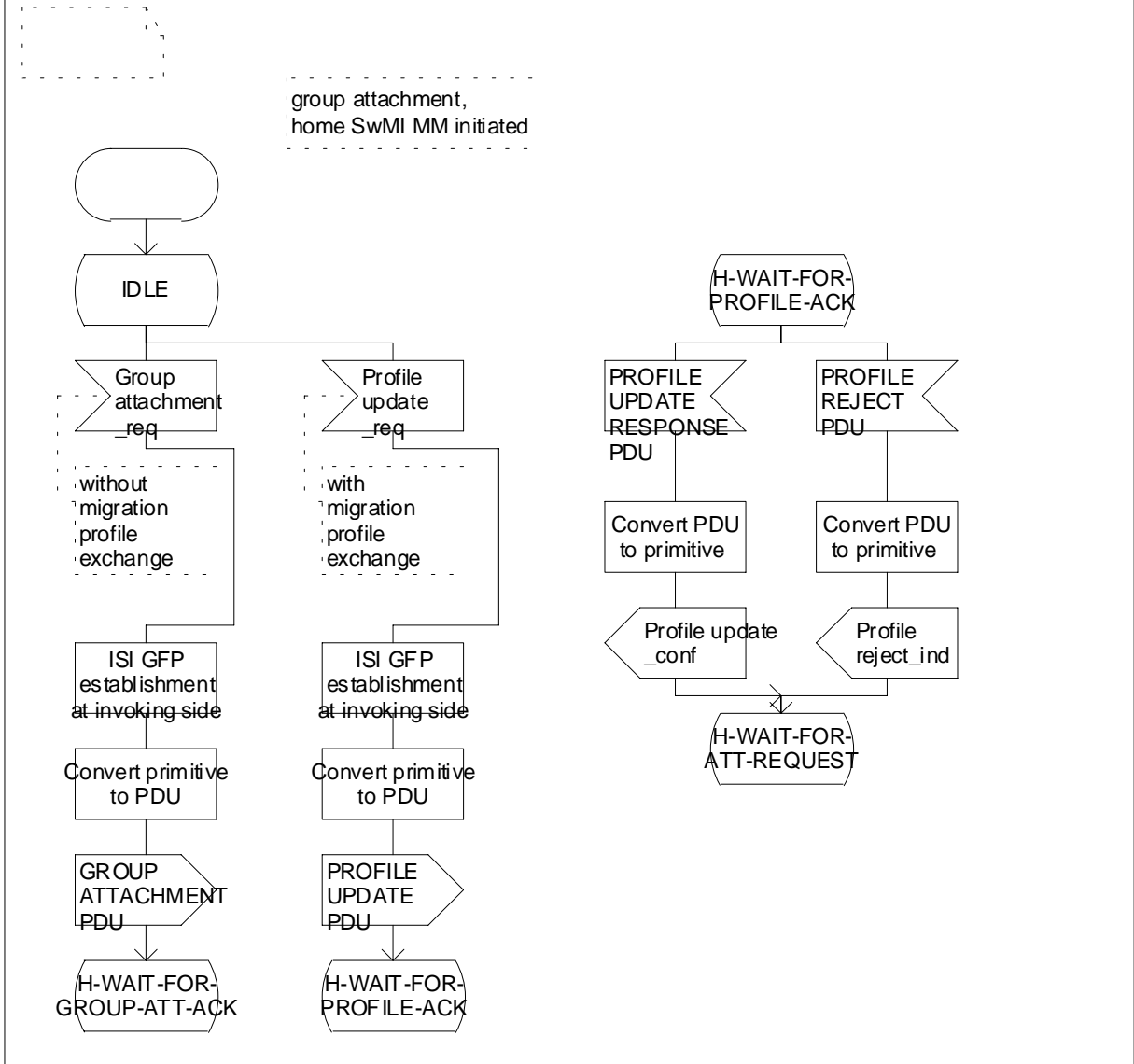


Figure 144: Home SwMI ANF-ISIMM

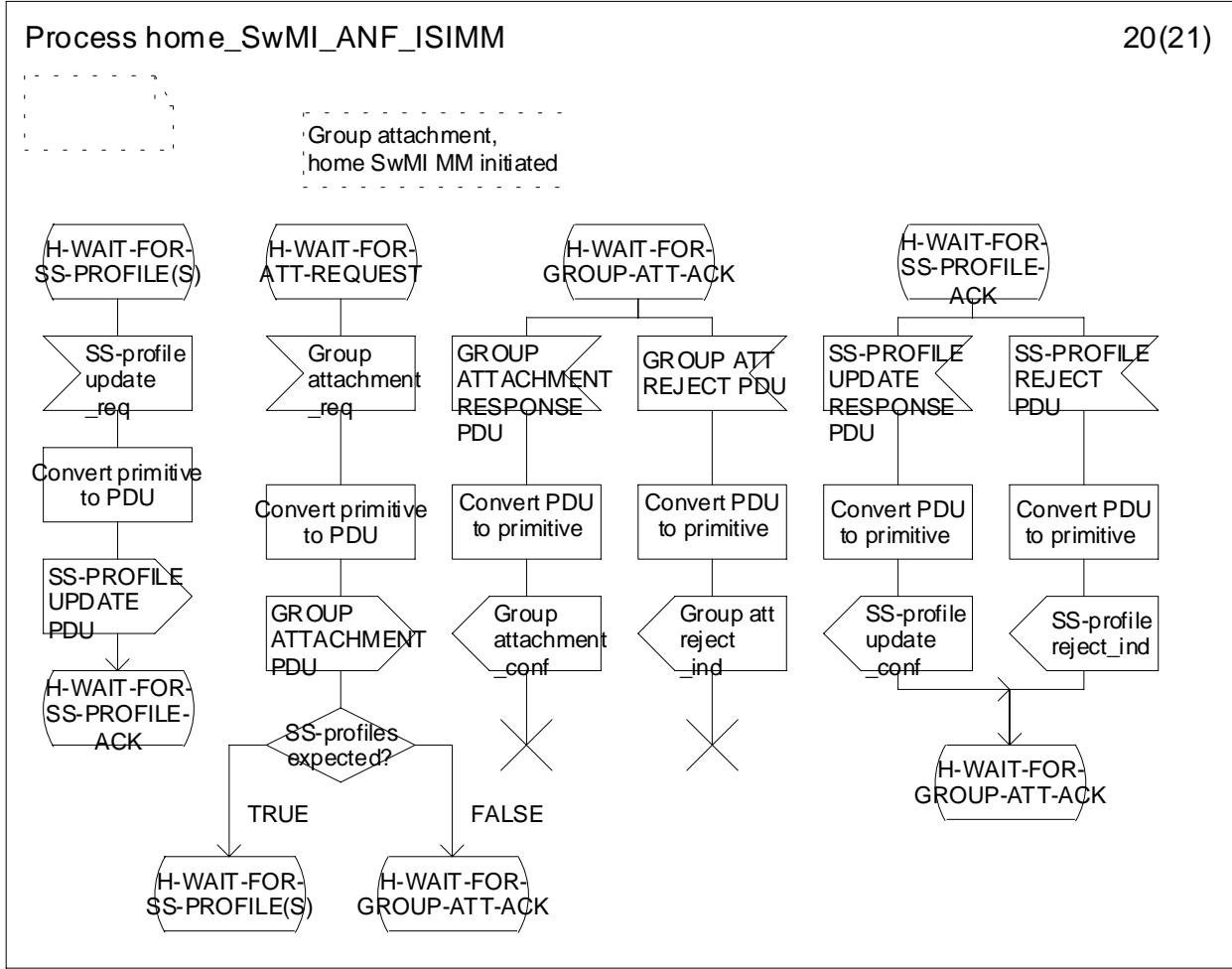


Figure 145: Home SwMI ANF-ISIMM

35.14 Group detachment

35.14.1 Visited SwMI ANF-ISIMM

The following SDL states are used:

- IDLE: no Group detachment in progress;
- H-GROUP-DET-INITIATED: the home SwMI MM initiated group detachment has been invoked and the visited SwMI ANF-ISIMM is awaiting the response from the visited SwMI MM; and
- V-GROUP-DET-INITIATED: the visited SwMI MM initiated group detachment has been invoked and the visited SwMI ANF-ISIMM is awaiting the response from the ISI GFP.

Visited SwMI ANF-ISIMM shall behave as defined in figure 146.

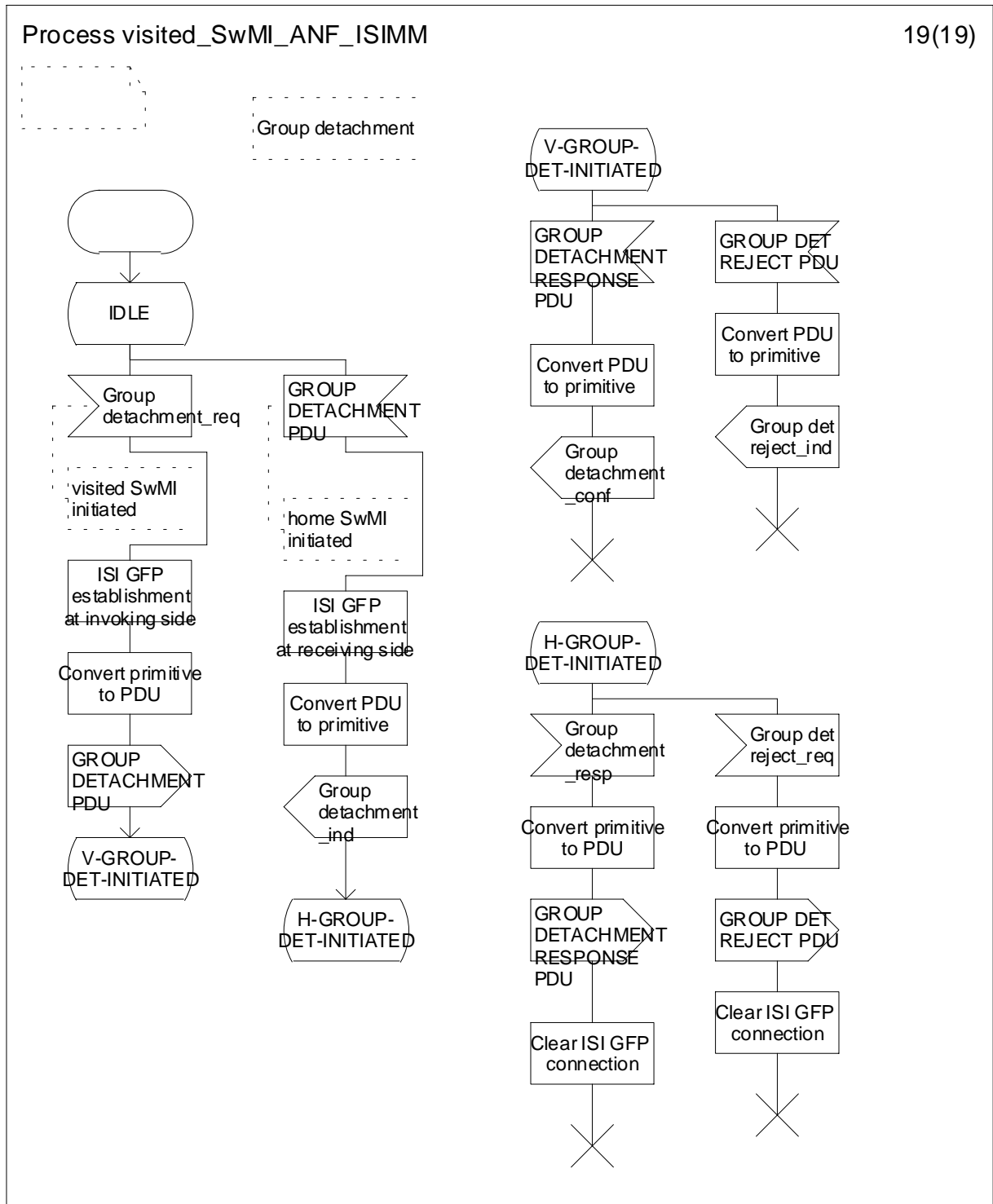


Figure 146: Visited SwMI ANF-ISIMM

35.14.2 Home SwMI ANF-ISIMM

The following SDL states are used:

- IDLE: no Group detachment in progress;
- H-GROUP-DET-INITIATED: the home SwMI MM initiated group detachment has been invoked and the home SwMI ANF-ISIMM is awaiting the response from the ISI GFP; and

- V-GROUP-DET-INITIATED: the visited SwMI MM initiated group detachment has been invoked and the home SwMI ANF-ISIMM is awaiting the response from the home SwMI MM.

Home SwMI ANF-ISIMM shall behave as defined in figure 147.

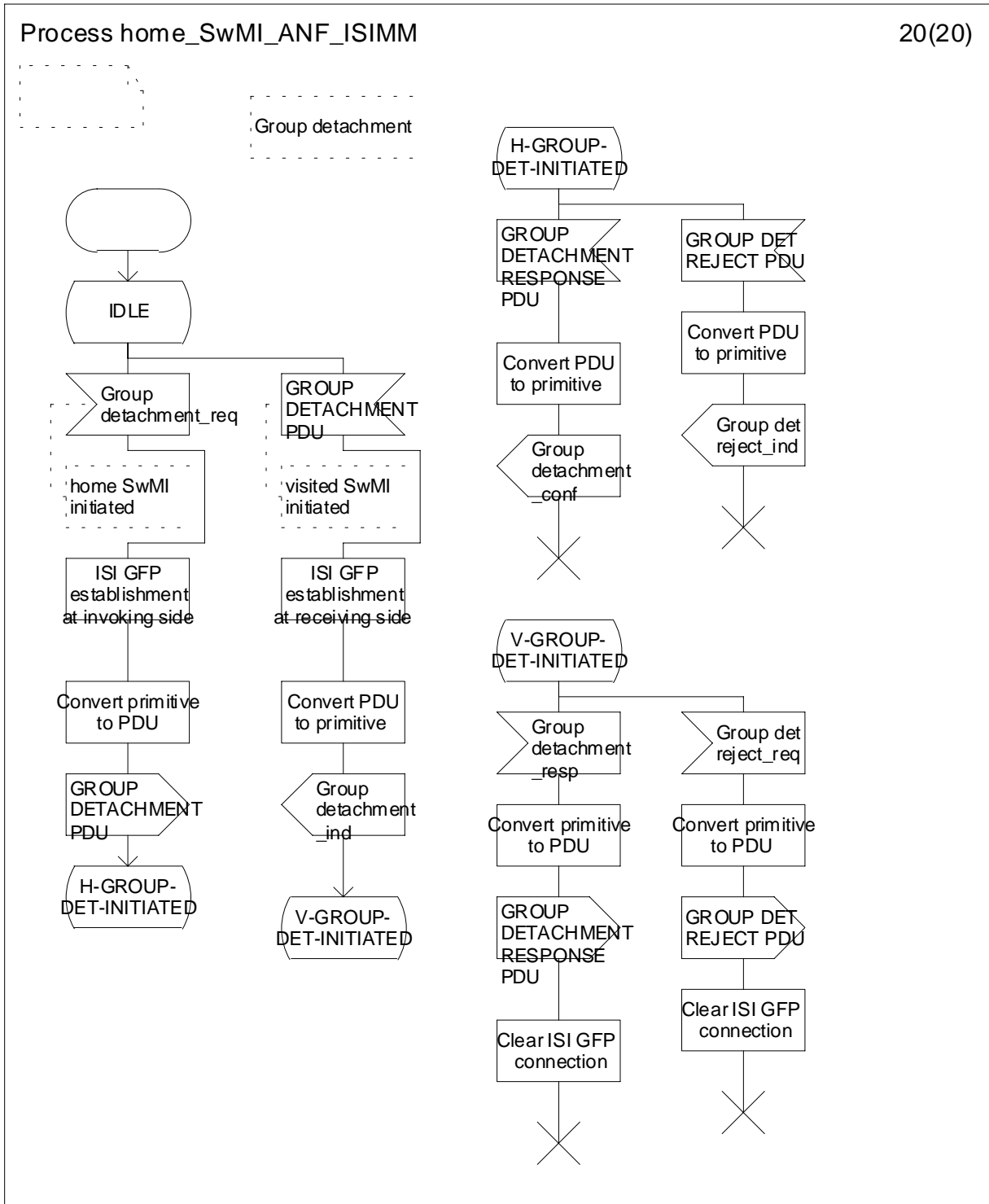


Figure 147: Home SwMI ANF-ISIMM



**35.15.1 Visited SwMI ANF-ISIMM**

The following SDL states are used:

- IDLE: no GDR in progress;
- RECOVERY-INITIATED: the GDR has been invoked;
- V-GROUP-ATT-INITIATED: the visited SwMI MM initiated group attachment has been invoked and the visited SwMI ANF-ISIMM is awaiting the response from the ISI GFP;
- V-GROUP-DET-INITIATED: the visited SwMI MM initiated group detachment has been invoked and the visited SwMI ANF-ISIMM is awaiting the response from the ISI GFP;
- V-WAIT-FOR-GROUP-ATT-ACK: the visited SwMI ANF-ISIMM is awaiting the response for the visited SwMI MM initiated group attachment request from the ISI GFP;
- V-WAIT-FOR-PROFILE-ACK: the basic migration profile has been sent to the visited SwMI MM and visited SwMI ANF-ISIMM is awaiting the response from the visited SwMI MM;
- V-WAIT-FOR-SS-PROFILE-ACK: the SS-migration profile(s) has been sent to the visited SwMI MM and the visited SwMI ANF-ISIMM is awaiting the response from the visited SwMI MM;
- V-WAIT-FOR-SS-PROFILES: the visited SwMI ANF-ISIMM is awaiting the SS-migration profile(s) from the ISI GFP;
- WAIT-FOR-HMM-RESPONSE: the visited SwMI ANF-ISIMM is awaiting the response for the G-HDR request from the visited SwMI MM; and
- WAIT-FOR-VMM-RESPONSE: the visited SwMI ANF-ISIMM is awaiting the response for the G-VDR request from the ISI GFP.

Visited SwMI ANF-ISIMM shall behave as defined in figures 148, 149 and 150.

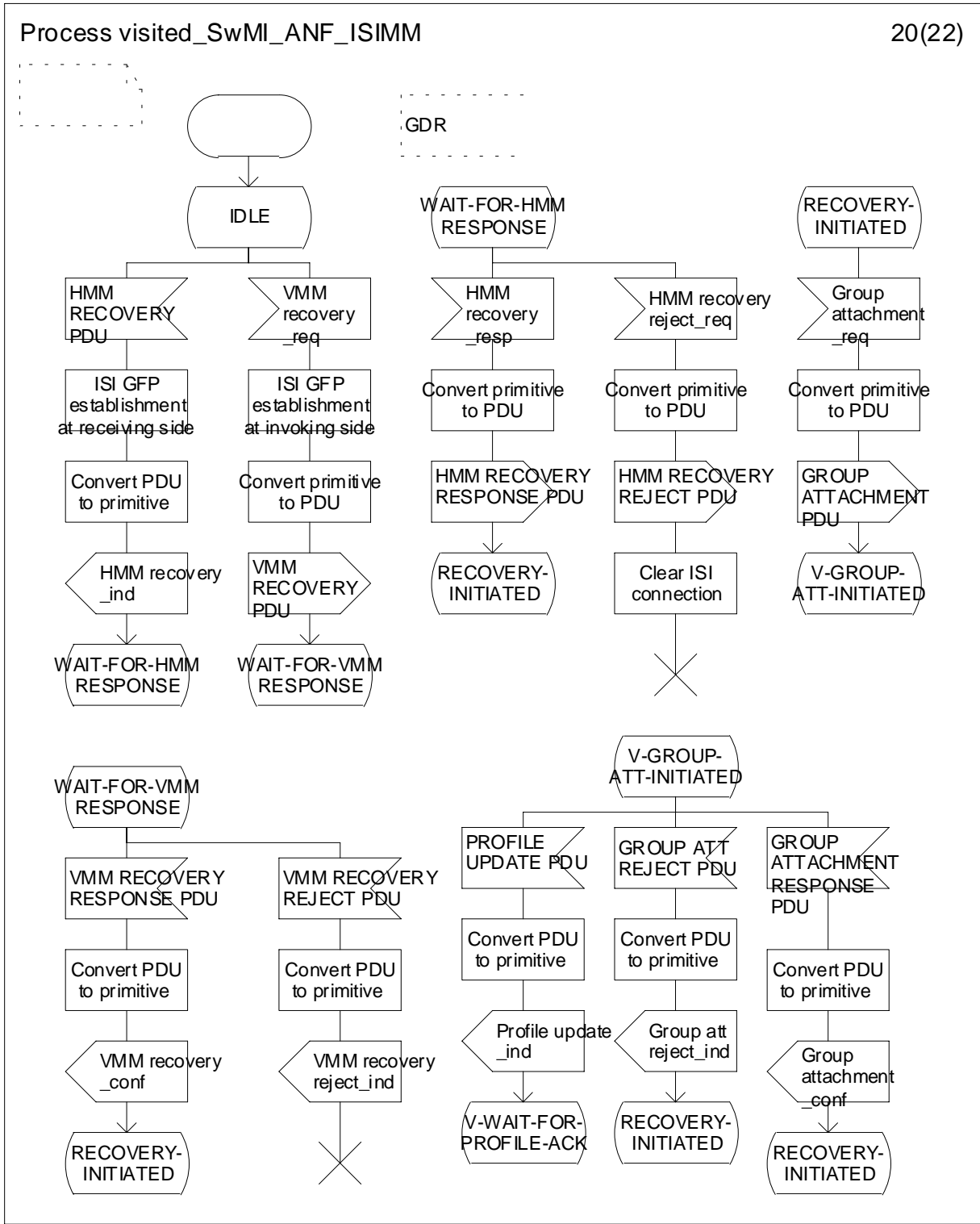


Figure 148: Visited SwMI ANF-ISIMM

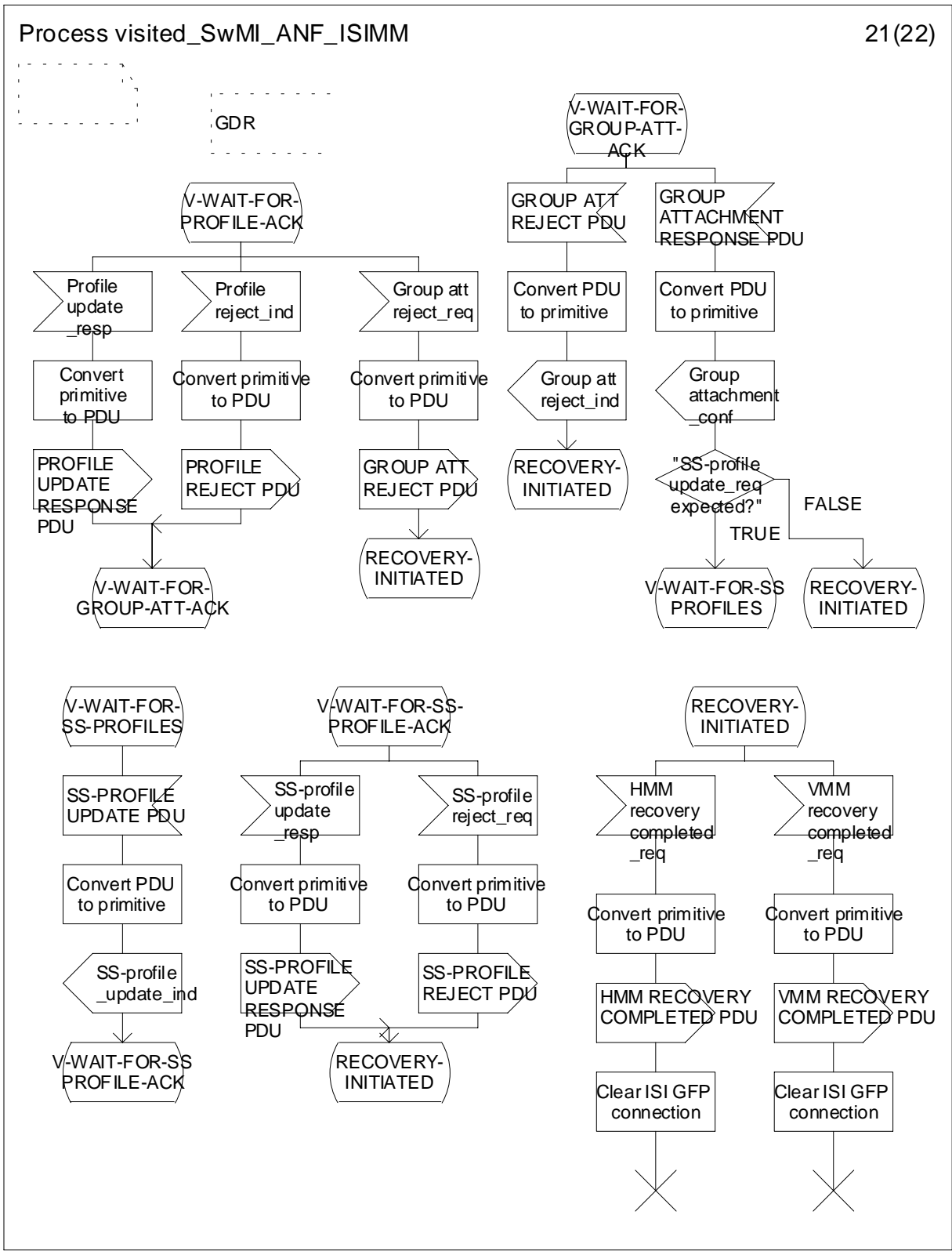


Figure 149: Visited SwMI ANF-ISIMM

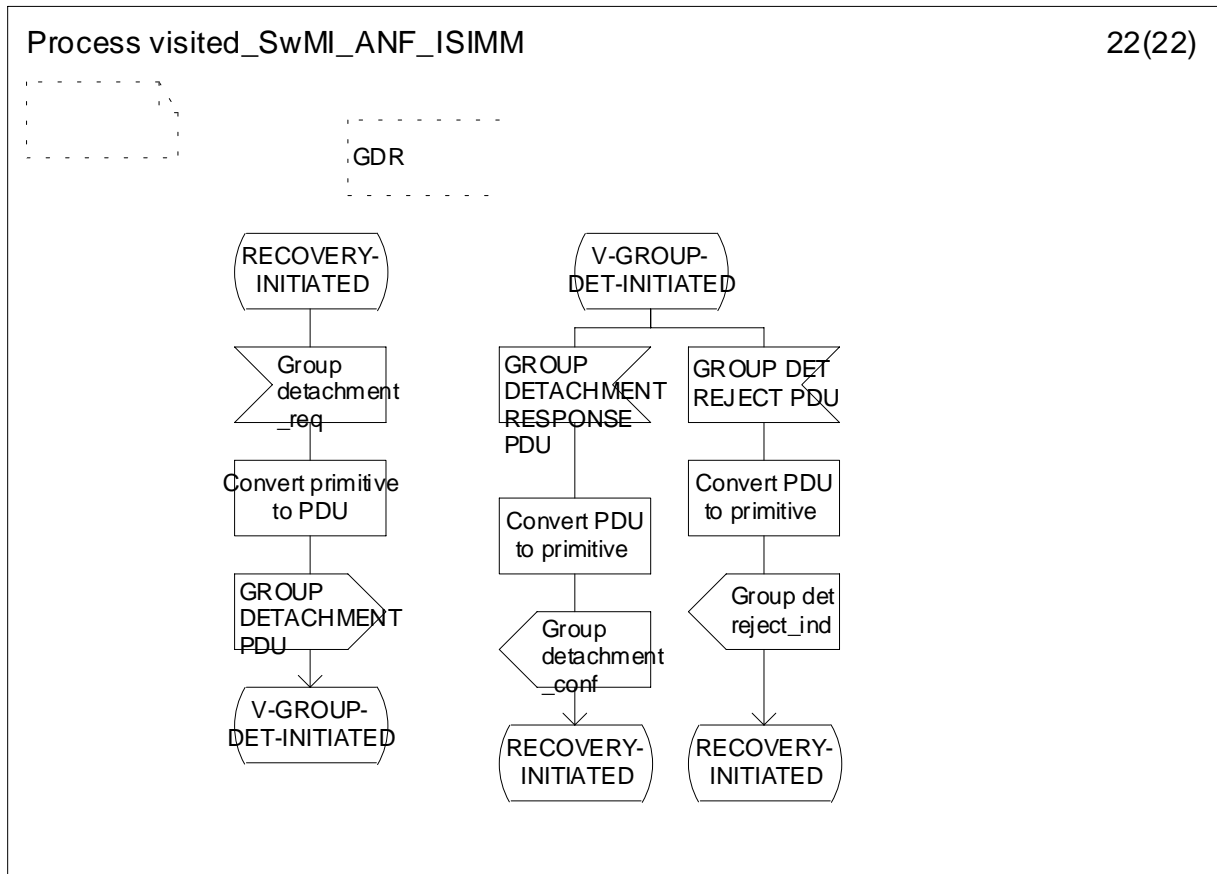


Figure 150: Visited SwMI ANF-ISIMM

35.15.2 Home SwMI ANF-ISIMM

The following SDL states are used:

- IDLE: no GDR in progress;
- RECOVERY-INITIATED: the GDR has been invoked;
- V-GROUP-ATT-INITIATED: the visited SwMI MM initiated group attachment has been invoked and the home SwMI ANF-ISIMM is awaiting the response from the home SwMI MM;
- V-GROUP-DET-INITIATED: the visited SwMI MM initiated group detachment has been invoked and the home SwMI ANF-ISIMM is awaiting the response from the home SwMI MM;
- V-WAIT-FOR-ATT-RESPONSE: the visited SwMI MM initiated group attachment has been invoked and the home SwMI ANF-ISIMM is awaiting the response from the home SwMI MM;
- V-WAIT-FOR-PROFILE-ACK: the basic migration profile has been sent to the ISI GFP and the home ANF-ISIMM is awaiting the response from the ISI GFP;
- V-WAIT-FOR-SS-PROFILE-ACK: the SS-migration profile(s) has been sent to the ISI GFP and the home ANF-ISIMM is awaiting the response from the ISI GFP;
- V-WAIT-FOR-SS-PROFILE(S): the home SwMI ANF-ISIMM is awaiting the SS-migration profile(s) from the home SwMI;

- WAIT-FOR-HMM-RESPONSE: the home SwMI ANF-ISIMM is awaiting the response for the G-HDR request from the ISI GFP; and
  - WAIT-FOR-VMM-RESPONSE: the home SwMI ANF-ISIMM is awaiting the response for the G-VDR request from the home SwMI MM.
- Home SwMI ANF-ISIMM shall behave as defined in figures 151 and 152.

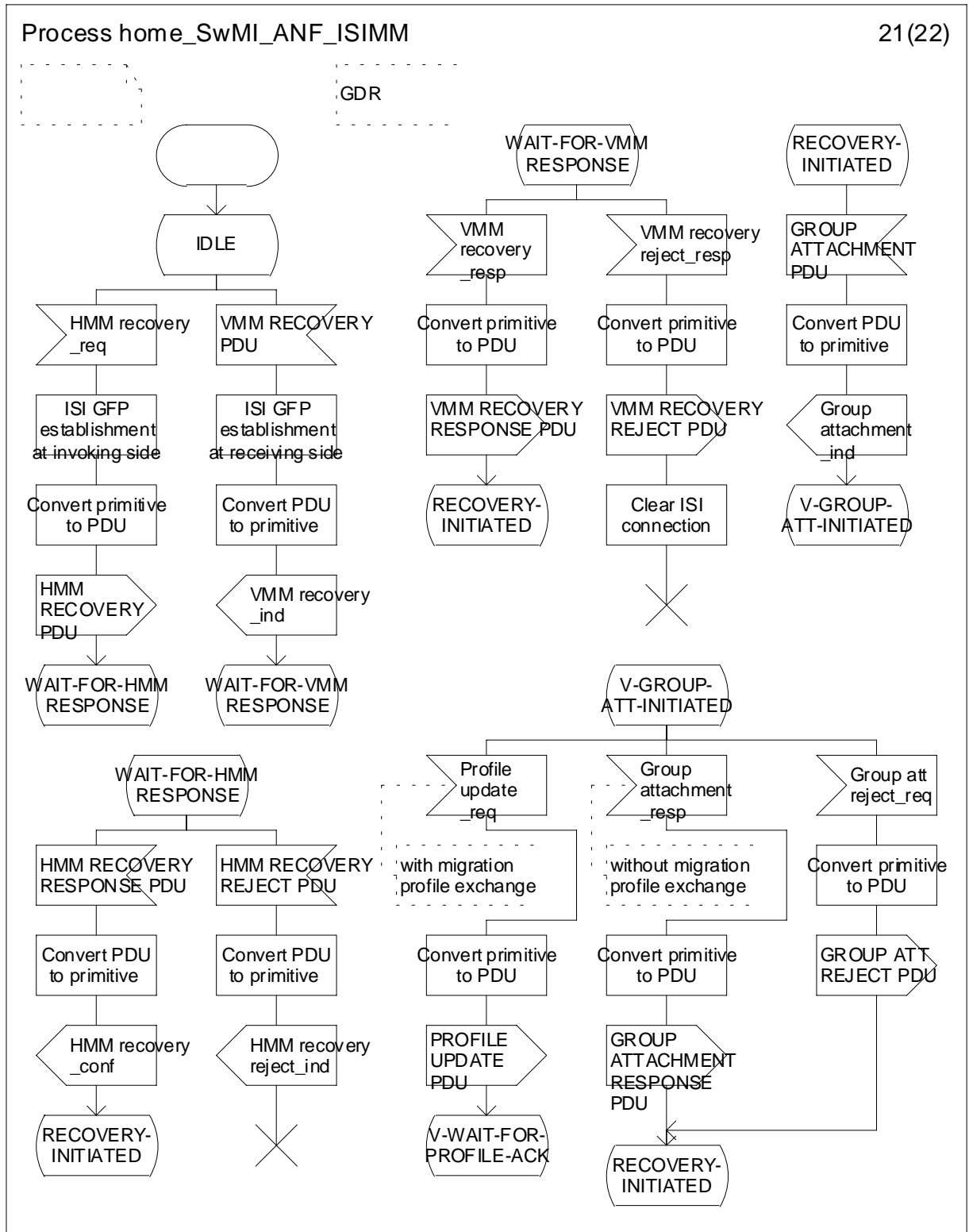


Figure 151: Home SwMI ANF-ISIMM

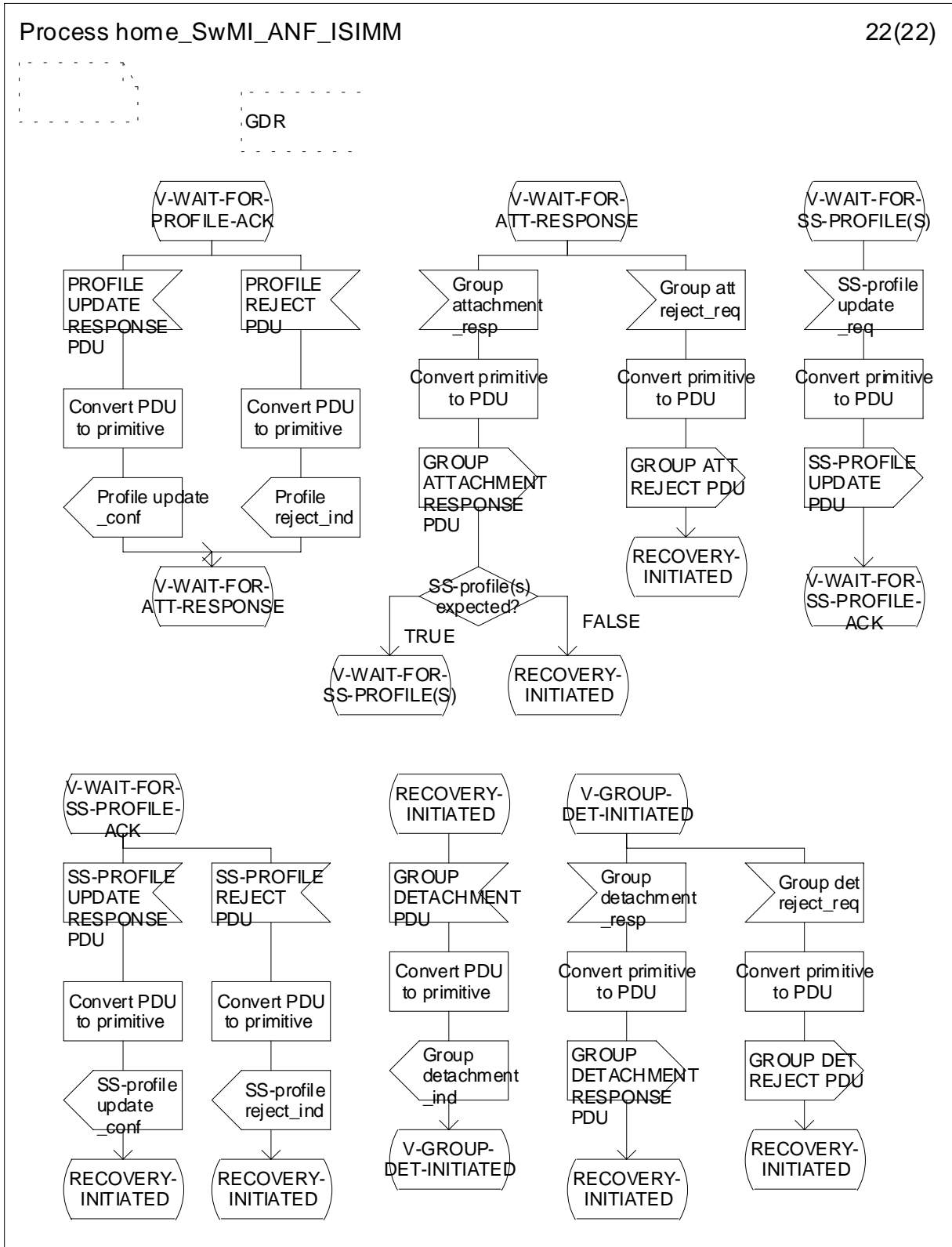


Figure 152: Home SwMI ANF-ISIMM

35.16 Group linking/unlinking

35.16.1 Linking controlling SwMI ANF-ISIMM

Void.

Figure 153: Void

Figure 154: Void

Figure 155: Void

### 35.16.2 Linking participating SwMI ANF-ISIMM

Figure 156: Void

Figure 157: Void

## 36 ANF-ISIMM specific additions to ISI GFP - stage 3

The ANF-ISIMM PDUs shall be transported across the ISI using the ISI GFP as defined in ETS 300 392-3-1 [3] with the additional constraints as defined in this clause.

Since all ANF-ISIMM are call unrelated according to clause 8 of ETS 300 392-3-1 [3], they will be carried by a call independent signalling connection.

### 36.1 ISI GFP connection

When an ANF-ISIMM service in a SwMI is invoked, two possible cases may arise: either no (PSS1) call independent signalling connection exists with the destination SwMI, that connection has thus to be established, or that connection already exists with the destination SwMI: the first case is addressed in subclause 36.1.1 and the second in subclause 36.1.2.

The ANF-ISIMM service instance is identified by a unique ANF-ISIMM invoke id.

#### 36.1.1 Establishment and clearing of a new ISI GFP connection

When a SwMI invokes an ANF-ISIMM and when the call independent signalling connection has already been established by the ISI GFP with the peer SwMI, the following shall apply:

- the ISI GFP shall request to the co-ordination function to maintain the connection in order to:
  - send the ANF-ISIMM PDUs to the peer ISI GFP across the connection upon request from ANF-ISIMM; and
  - deliver the received ANF-ISIMM PDUs from the peer ISI GFP to the ANF-ISIMM protocol instance;
  - the ISI GFP shall do the mapping between the ANF-ISIMM protocol instance and the ISI call independent signalling connection using the ANF-ISIMM invoke id, e.g. upon receipt of the request to transport an ANF-ISIMM PDU across the ISI;
- the ANF-ISIMM protocol instance which detects that the invoked ANF-ISIMM has been completed shall inform the ISI GFP co-ordination function that it does not need anymore the call independent signalling connection. The ANF-ISIMM protocol instance shall then be cleared, thus shall not be responsible for maintaining information about the service.

NOTE: An ANF-ISIMM protocol instance will detect that the that the invoked ANF-ISIMM has been completed by receiving the RO-RESULT service, see subclause 36.1.

#### 36.1.2 Establishment of the call independent signalling connection

When a SwMI invokes an ANF-ISIMM and when the ISI GFP needs to establish the call independent signalling connection with the peer SwMI, the following shall apply in addition to the requirements of subclause 36.1.2:

- the ISI GFP shall establish the call independent signalling connection to the ISI GFP in the peer SwMI according to subclause 8.3.2 of ETS 300 392-3-1 [3];

- the ISI GFP should include the first ANF-ISIMM PDU to be sent in the PSS1 SETUP message used to establish that call independent signalling connection;
- similarly, the ISI GFP in the peer SwMI may include its first ANF-ISIMM PDU to be sent in the PSS1 CONNECT message used to establish that call independent signalling connection.

### 36.2 Queuing for the ISI GFP resources

It is assumed that the service providers ensure that the ANF-ISIMM services are allocated the ISI GFP connection resources when needed, i.e. when the transport of any ANF-ISIMM PDUs is needed across the ISI. Consequently, all procedures due to the lack of ISI GFP connection resources are outside the scope of this ETS.

However, if the exchange of an ANF-ISIMM PDU is delayed due to the lack of ISI GFP connection resources, the age stamp shall indicate the real age of the event, if applicable, for the PDU.

### 36.3 Use of ROSE

In support of ANF-ISIMM, the Remote Operations (RO) services offered by ISI GFP shall be used as follows:

- 1) The RO-INVOKE service shall be used for all successful ANF-ISIMM PDU transports across the ISI. In addition, the RO-INVOKE service shall be used for unsuccessful ANF-ISIMM service operation (error or rejection) when an applicable ANF-ISIMM PDU for rejection is available for the purpose, e.g. to transport a MIGRATION REJECT PDU if the individual subscriber is not allowed to migrate in the visited SwMI MM.

NOTE 1: The reason to use the RO-INVOKE service in the case of SwMI MM detected failure is e.g. the fact that the ANF-ISIMM PDUs may need to be sent consecutively from one SwMI MM to the peer SwMI MM (without a reply from the receiving SwMI MM). The RO services are intended to support the PDU exchange where the sending party sends a PDU, and then, either returns to idle or waits for the acknowledgement (result or error) from the receiving party. Thus, RO-INVOKE and RO-ERROR service conventions do not explicitly support the PDU exchange as required by the ANF-ISIMM services. Under these conditions, it is simplest to use only the RO-INVOKE service to convey all ANF-ISIMM PDUs.

- 2) The RO-RESULT shall be used to acknowledge the receipt of the last ANF-ISIMM PDU of the ANF-ISIMM service instance.
- The last ANF-ISIMM PDU shall be sent using the RO-INVOKE service. Upon receipt of that ANF-ISIMM PDU the receiving side (of this ANF-ISIMM PDU) shall invoke the RO-RESULT service to acknowledge the receipt of the ANF-ISIMM PDU, and to acknowledge the completion of the ANF-ISIMM service instance.

NOTE 2: The reasons not to use the RO-RESULT service are analogous to the constraints related to the RO-ERROR service, see note 1.

- 3) The RO-ERROR service shall be used, if applicable, as defined in ETS 300 392-3-1 [3], subclause 8.4.3 and if no ANF-ISIMM PDU is applicable for the error.
- 4) The RO-REJECT-U service shall be used, if applicable, as defined in ETS 300 392-3-1 [3], subclause 8.4.4.
- 5) The linked-operations as defined for RO-INVOKE service shall not be used.

### 36.4 Allocation of the ROSE Invoke-ID

In accordance with the ITU-T Recommendation X.219 [14] when the RO service is invoked a new ROSE Invoke-ID shall be allocated.



### 36.5 ROSE APDUs in PSS1 Facility information element

According to clause 8 of ETS 300 392-3-1 [3], ANF-ISIMM will use the ROSE operation tetraIsmMessage defined in table 10 of that same ETS.

NOTE: The RO services will result in ROSE APDUs which will convey the ANF-ISIMM PDUs across the ISI.

The resulting ROSE APDUs shall be sent in a PSS1 facility information element in a PSS1 message (see ISO/IEC 11582 [7]). That PSS1 message will generally be a FACILITY message (see subclause 36.1.2 for other possible PSS1 messages).

When conveying the ROSE APDU of the ROSE operation tetraIsmMessage, the sourceEntity and destinationEntity shall be anflsimm. The destinationEntity data element of the Network Facility extension shall be endPINX.

When conveying the Invoke APDU of the operation tetraIsmMessage, the Interpretation APDU shall be omitted.

When conveying the ReturnResult APDU the tetraMessage shall be the last ANF-ISIMM PDU of the ANF-ISIMM service instance.

In accordance with ETS 300 392-3-1 [3] the ISI entity concerned in the destination SwMI shall send a ReturnError APDU or Reject APDU when an Invoke APDU cannot be accepted. When the ROSE entity in the source SwMI receives this ReturnError APDU or a Reject APDU, it shall pass it to the ANF-ISIMM of this SwMI.

## 37 General ANF-ISIMM service and protocol principles - stage 3

The service and protocol requirements as defined in this clause shall be applicable for all ANF-ISIMM service and protocol instances.

### 37.1 ANF-ISIMM invoke id

When the SwMI MM invokes an ANF-ISIMM service, it shall allocate the ANF-ISIMM invoke id. The value shall be used during the service instance to identify the primitives and the PDUs related to that service instance. The invoking SwMI MM shall allocate a unique, non-used value to the ANF-ISIMM invoke id. Then, the ANF-ISIMM invoke id shall be indicated in the first transported PDU over the ISI and it shall not be changed after that (during the operation of that service instance); or

when the service instance is cleared the involved SwMI MMs shall de-allocate the ANF-ISIMM invoke id locally within the SwMIs.

ISI GFP shall also use the ANF-ISIMM invoke id (and the invoking party MNI) as unique identifier together with the reference of the call independent signalling connection used for the invoked ANF-ISIMM, see subclause 36.1.

### 37.2 Inclusion of Short Subscriber Identity in PDUs

The ISSI of the individual subscriber or the GSSI of the group shall be included in all ANF-ISIMM primitives and PDUs. This ensures in addition to the ANF-ISIMM invoke id that the ANF-ISIMM information exchange is used for the right individual subscriber or group.

### 37.3 PISN number exchange between SwMI MMs

In accordance with ETS 300 392-3-1 [3] there may be several PISN numbers corresponding to one MNI. In order to support the dynamic allocation of the PISN numbers to the MNI, the home SwMI MM and the visited SwMI MM may exchange their PISN numbers when the subscriber migrates (including restricted migration, see clause 7). If exchanged, the PISN number should be used to address the visited or participating SwMI. The SwMI MMs should keep the PISN numbers for the time period that the subscriber is migrated in the visited SwMI MM.

### 37.4 Timers

The timer T101 shall be used for all ANF-ISIMM services as defined in this subclause.

When the SwMI MM sends a primitive it shall set the timer T101 to supervise the receipt of the corresponding "response". The response shall be:

- the expected primitive that originates from the peer SwMI MM as defined by the service;
- the RO-RESULT service primitive indicating the completion of the service instance; or
- an error or reject indication, e.g. based on ROSE error or rejection reporting.

The timer shall be reset upon receipt of any of these responses. If the timer expires the corresponding primitive shall be sent again up to two times if the no response is received. After three consecutive unsuccessful attempts, the service instance and the related ISI GFP connection shall be cleared.

The timer value shall be 15 seconds for all services.

### 37.5 Bundling of ANF-ISIMM PDUs

The ANF-ISIMM does not explicitly support the blunding of different ANF-ISIMM PDUs when sent across the ISI. PSS1 GFP, hence of ISI GFP, can carry two ROSE APDUs in the same PSS1 FACILITY message as a standard feature.

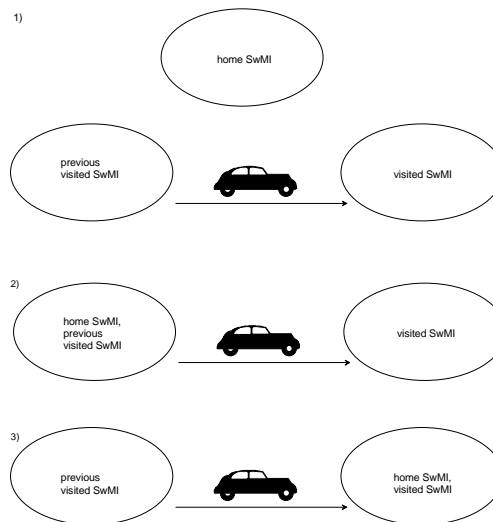
### 37.6 Exceptional procedures

If the invocation or operation of a service fails, the rejection is reported to the peer SwMI MM and the service related actions in the SwMIs are cancelled. This is applicable also if a transport of a ANF-ISIMM PDU or invocation of a ROSE service across the ISI fails. This implies, that it is the responsibility of the invoking SwMI MM to re-invoke the service in order to complete it successfully. Normally, the re-inocations shall not take place more than twice as it is not likely that any additional re-inocations after that result in successful outcome.

## Annex A (normative): The SwMI scenarios and the migration, the restricted migration and the RSI services

When the individual subscriber migrates from the previous visited SwMI to the visited SwMI or in a visited SwMI after power on, the SwMI databases shall be updated accordingly. The concerned databases are collocated with the home SwMI and with the visited SwMI, and if the previous visited SwMI exists with the previous visited SwMI.

However, the migration, the restricted migration and the RSI services shall only be invoked to make the updates when the concerned SwMI and their collocated MMs don't coincide. The different scenarios and the applicability of the ANF-ISIMM services are illustrated in figure A.1.



- 1) Either the migration or the restricted migration service and the RSI service shall be invoked.
- 2) Either the migration or the restricted migration service shall be invoked; the RSI service shall not be invoked.
- 3) The RSI service shall be invoked; neither the migration nor the restricted migration service shall be invoked.

**Figure A.1: The different SwMI scenarios and the invocation of the migration, the restricted migration and the RSI services**

## Annex B (normative): IDR - dynamic description of the SwMI MMs

This annex contains the dynamic description of the SwMI MMs in the case of IDR service. This description shall complement the stage 1 description, see clause 14, by defining the SwMI MM actions using the SDL conventions.

The purpose of this annex is to clarify IDR service and to highlight the actions that are important from the IDR point of view and from the general understanding of the SDL descriptions. For simplicity, the following deviations are made in the SDL descriptions:

- the procedure and the choice descriptions are only given in natural language in a very general level. Thus, e.g. there is no difference between the migration service with pre-defined profile(s) (as defined in case 1) in clause 6) and the restricted migration service. The complete actions of the SwMI MMs are given in the stage 1 description;
- the possibility to exchange the SS-migration profile(s) after final migration approval (as defined in case 3b) in clause 6) is omitted.

In addition, the following conventions are used in the SDL descriptions:

- the direction of the primitives:
  - the primitives to and from left are sent and received to and from another entity within the SwMI or through the AI; and
  - the primitives to and from right are sent and received to and from the collocated ANF-ISIMM;
- the signs:
  - sign "[:=" shall be interpreted as an assignment, i.e. "X := Y" results in X having the value that Y has at the time of the assignment; and
  - sign "=" shall be interpreted as "shall equal", e.g. "X = Y" stands for "the value of X shall equal the value of Y (at that time)";
- the Recovery flag variable:
  - the variable shall be a temporary variable which shall keep its value only during the state in which it has been assigned the value. It shall have three possible values: "Undefined" (if a value has not been assigned in that state), "Recovery" and "No recovery";
  - the variable shall be used to keep track whether the received primitive is part of the IDR service. It shall be used to set the value of the information element Recovery of the sent primitives. In addition, the visited SwMI MM shall use the Recovery flag to fetch the next I-VDB record when the virtual (i.e. IDR related) migration act and, if applicable, the virtual RSI act has been completed for one individual subscriber.

### B.1 HMM recovery

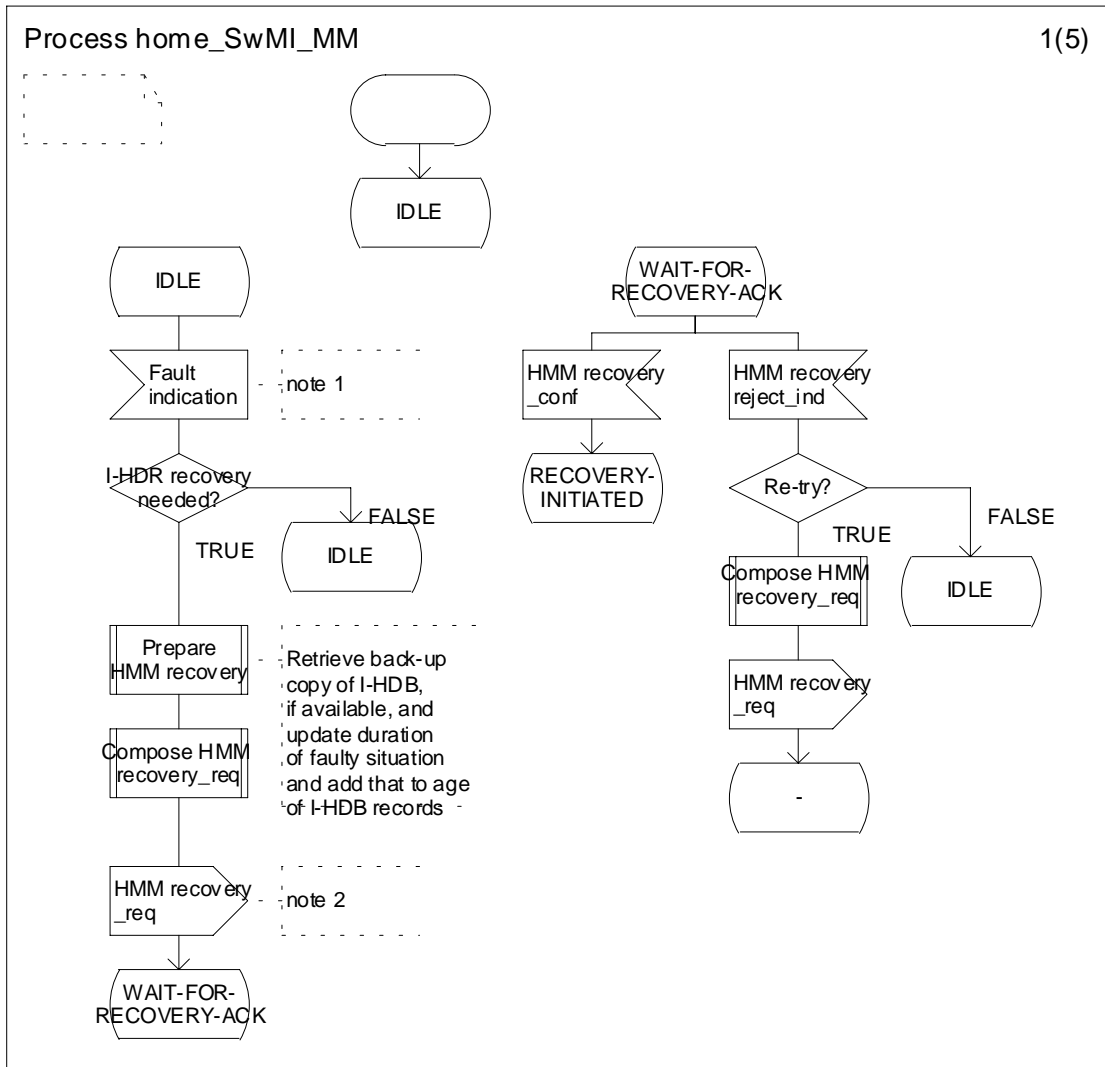
#### B.1.1 Home SwMI MM

The dynamic description of the home SwMI MM in the case of HMM recovery is illustrated in figure B.1.

The following SDL states are used:

- IDLE: no HMM recovery in progress;
- RECOVERY-INITIATED: recovery has been initiated;
- WAIT-FOR-PROFILE-ACK: the home SwMI MM is awaiting the response for the sent original basic migration profile from the visited SwMI MM;

- WAIT-FOR-RECOVERY-ACK: the home SwMI MM is awaiting the response for the HMM recovery invocation from the visited SwMI MM;
- WAIT-FOR-REMOVE-ACK: the home SwMI MM is awaiting the response for the RSI invocation from the previous visited SwMI MM; and
- WAIT-FOR-SS-PROFILE-ACK: the home SwMI MM is awaiting the response for the sent original SS-migration profile(s) from the visited SwMI MM.



NOTE: Depending on the implementation of the SwMI, the fault indication may be received from various entities in the SwMI.

Figure B.1 (sheet 1 of 5): HMM recovery - dynamic description of the home SwMI MM

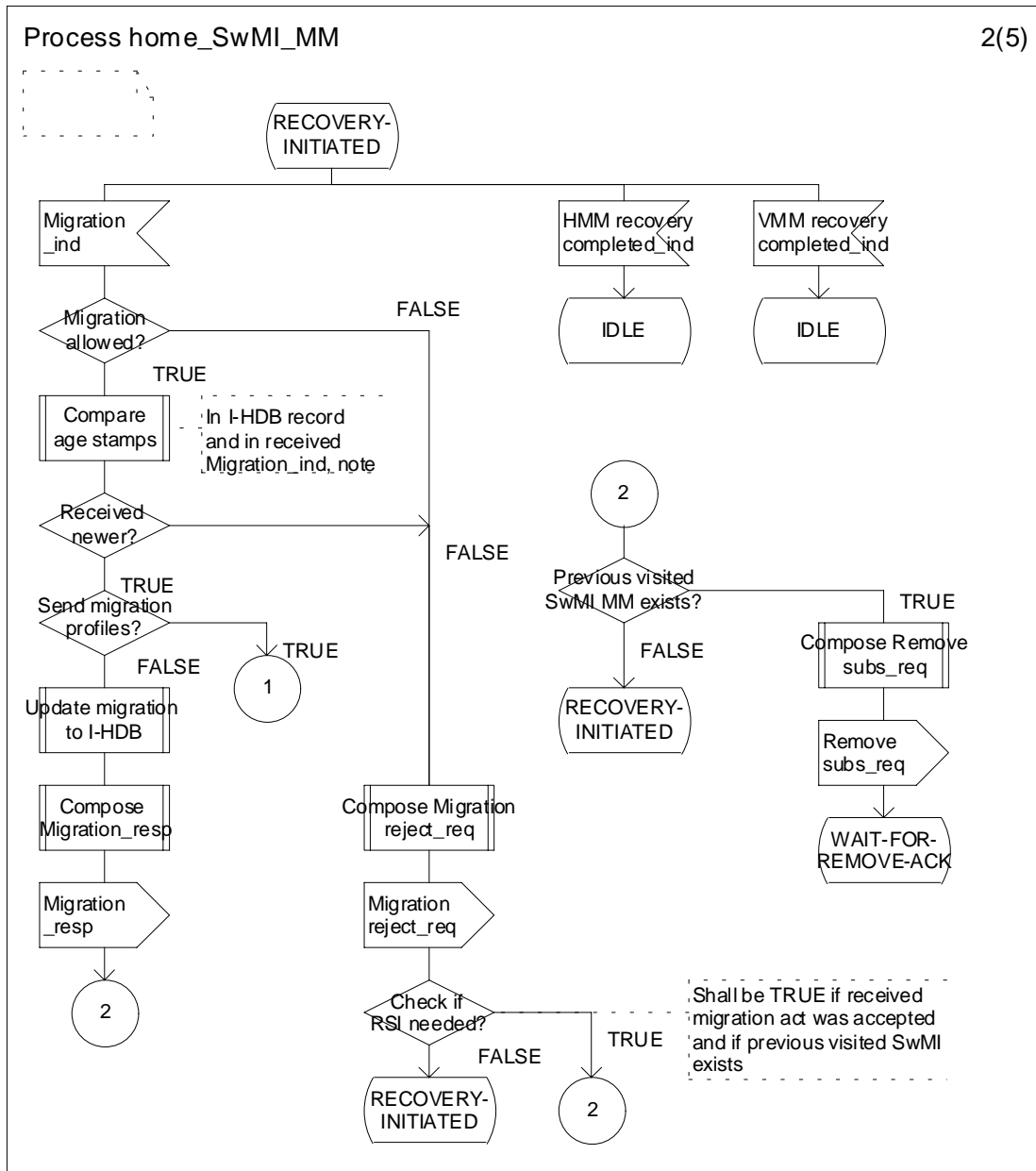


Figure B.1 (sheet 2 of 5): HMM recovery - dynamic description of the home SwMI MM

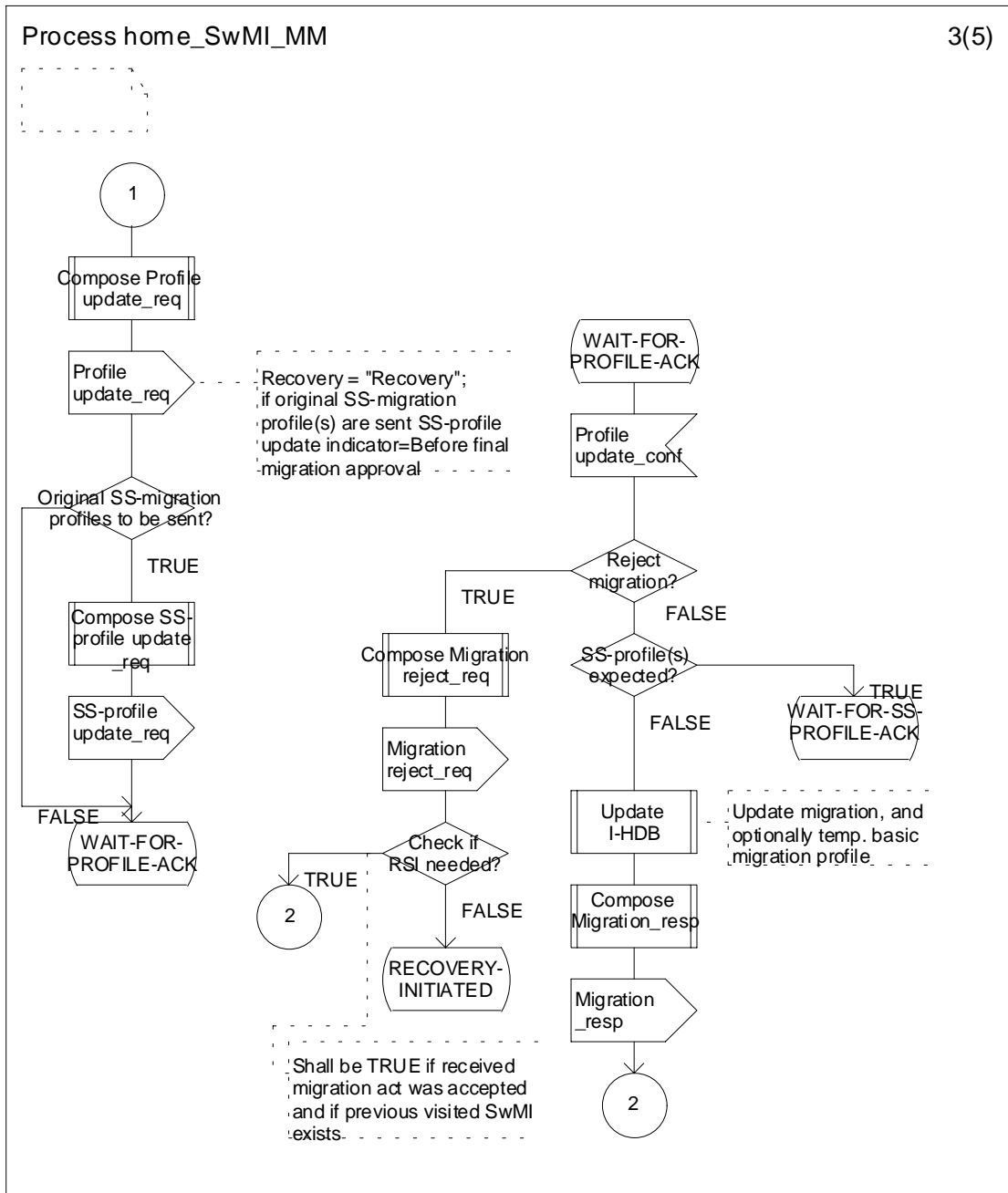


Figure B.1 (sheet 3 of 5): HMM recovery - dynamic description of the home SwMI MM

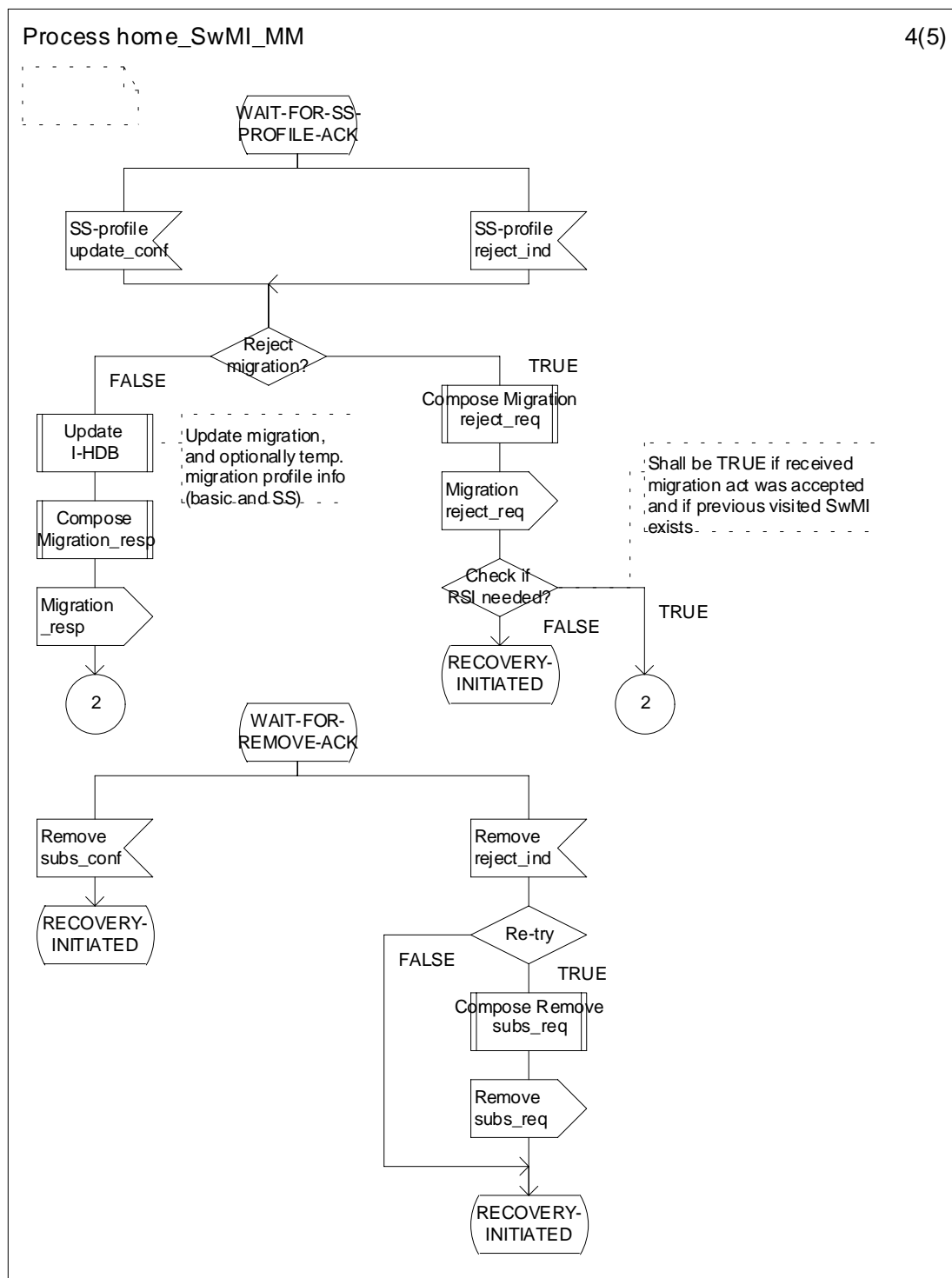
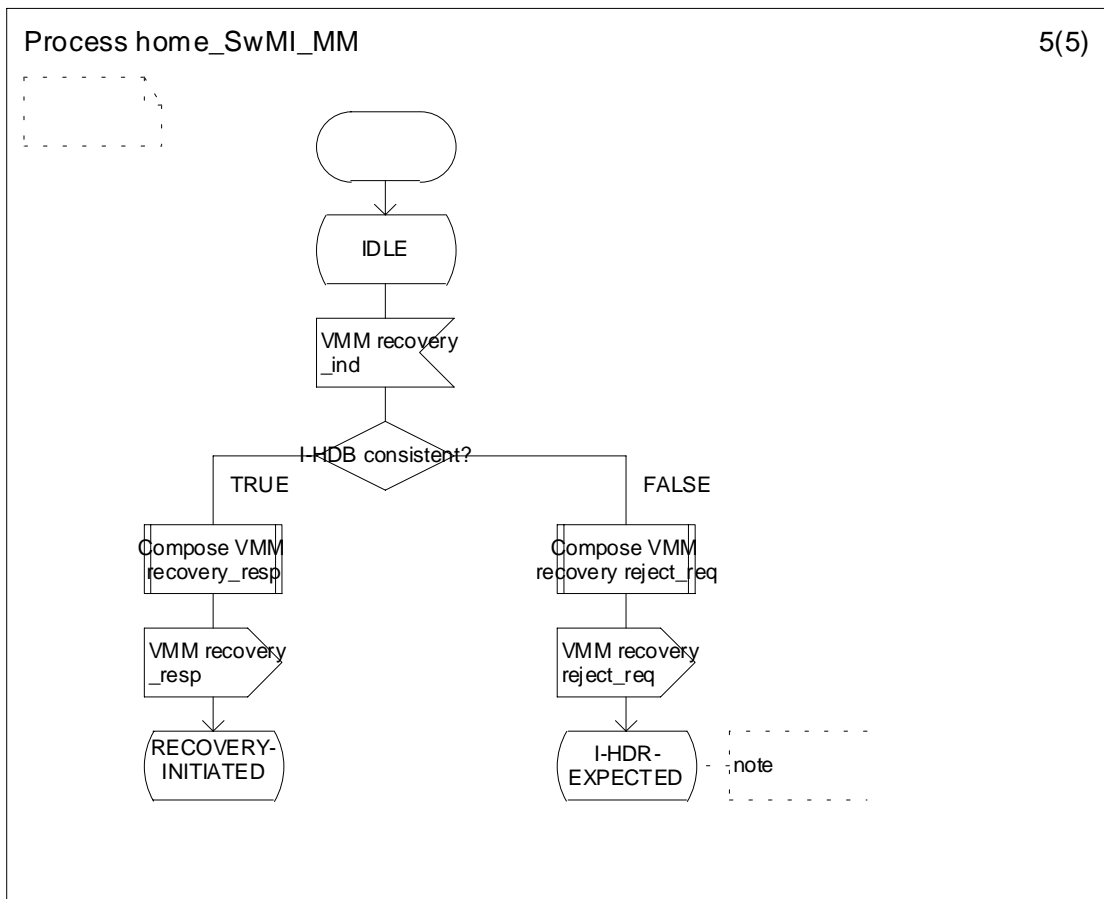


Figure B.1 (sheet 4 of 5): HMM recovery - dynamic description of the home SwMI MM





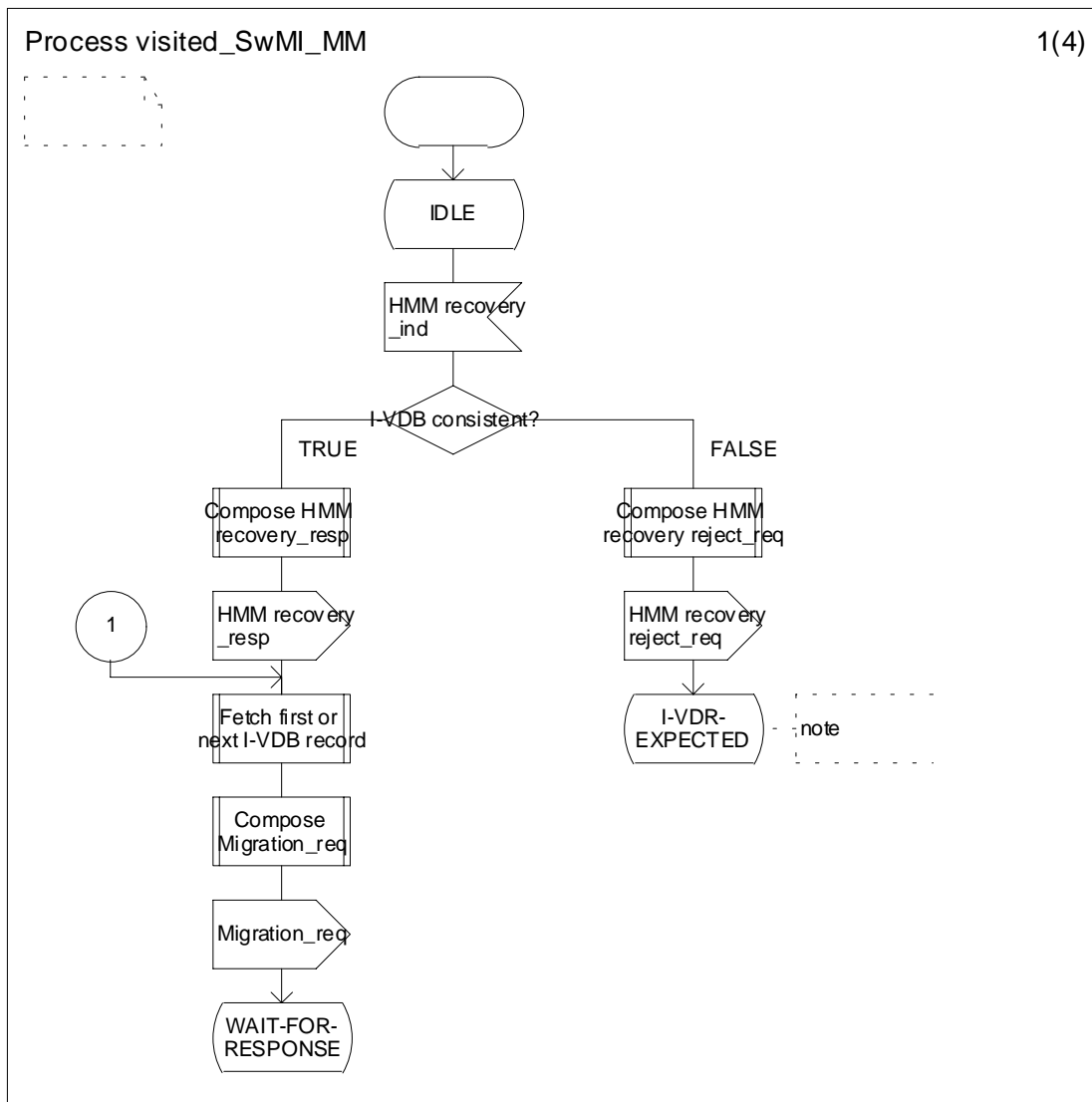
**Figure B.1 (sheet 5 of 5): HMM recovery - dynamic description of the home SwMI MM**

### B.1.2 Visited SwMI MM

The dynamic description of the visited SwMI MM in the case of HMM recovery is illustrated in figure B.2.

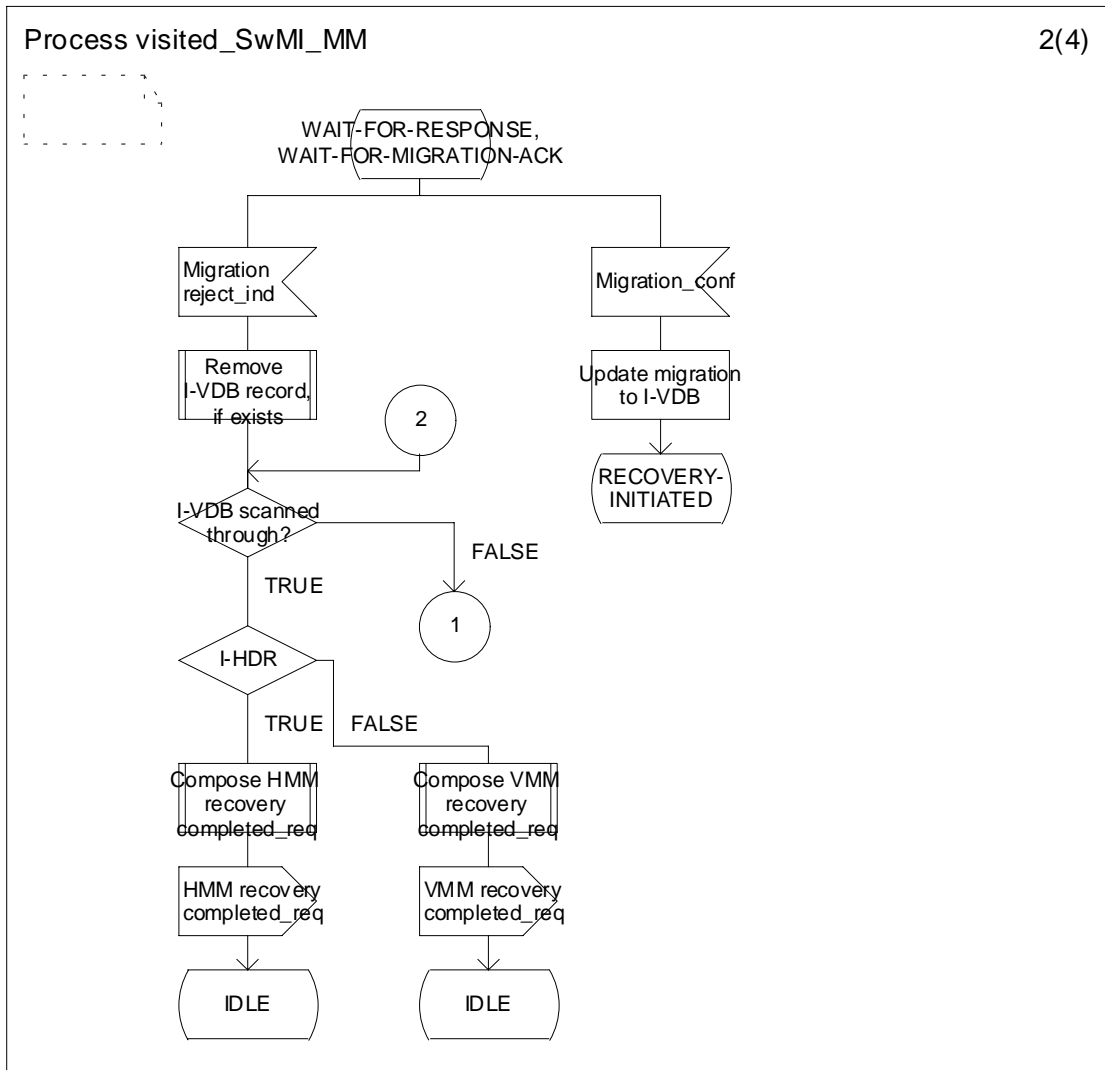
The following SDL states are used:

- IDLE: no HMM recovery in progress;
- RECOVERY-INITIATED: HMM recovery has been initiated;
- WAIT-FOR-MIGRATION-ACK: the visited SwMI MM is awaiting the Migration\_conf from the home SwMI MM;
- WAIT-FOR-MIGRATION-REJECTION: the visited SwMI MM is awaiting the Migration reject\_ind from the home SwMI MM after the migration or SS-migration profile exchange failure;
- WAIT-FOR-RESPONSE: the visited SwMI MM is awaiting the migration approval or the original basic migration profile from the home SwMI MM;
- WAIT-FOR-SS-PROFILE(S): the visited SwMI MM is awaiting the original SS-migration profiles from the home SwMI MM;
- VMM-RECOVERY-EXPECTED: the visited SwMI MM is expected to invoke VMM recovery as it has detected that its I-VDB is not in a consistent state.



NOTE: If a SwMI MM rejects the recovery because its database is not able to support the recovery (it is not consistent) that SwMI MM shall invoke the recovery in order to recover the database.

**Figure B.2 (sheet 1 of 4): HMM recovery - dynamic description of the visited SwMI MM**



- NOTE: The location update type shall indicate call restoration if the following is valid:
- the location update type in the U-LOCATION UPDATE DEMAND PDU indicated call restoration;
  - the migration type in the received Migration\_conf indicated call restoration; and
  - there is no indication that the previous visited SwMI would not support the call restoration.

**Figure B.2 (sheet 2 of 4): HMM recovery - dynamic description of the visited SwMI MM**

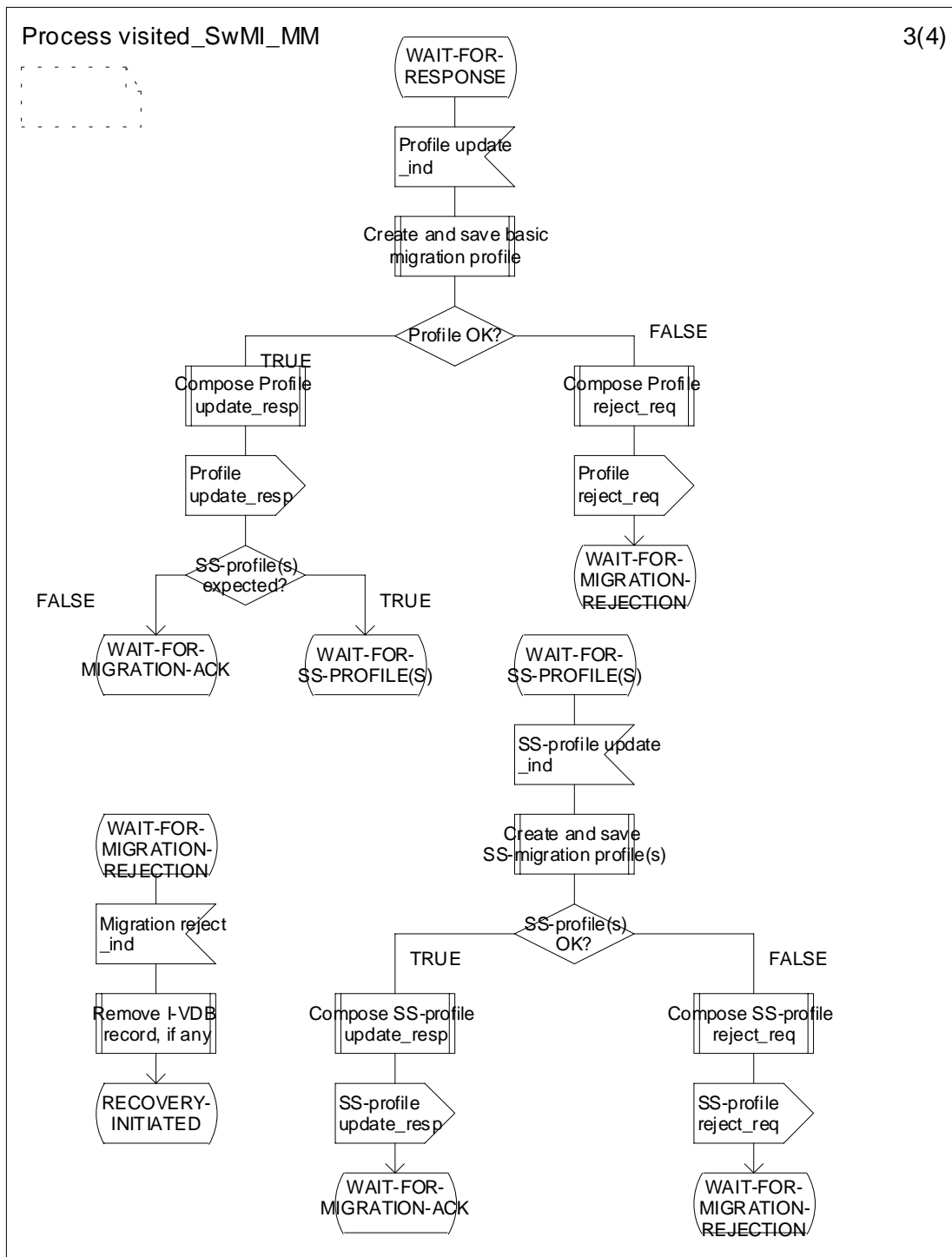


Figure B.2 (sheet 3 of 4): HMM recovery - dynamic description of the visited SwMI MM

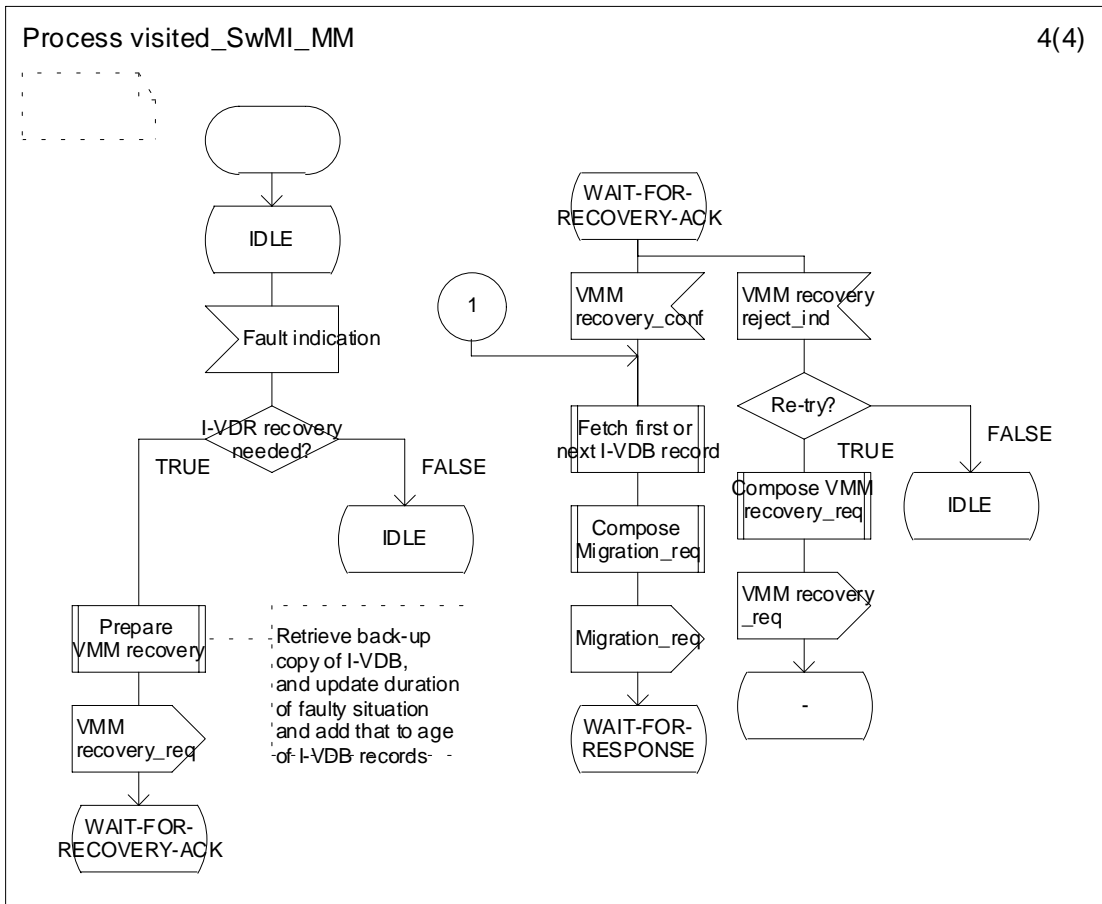


Figure B.2 (sheet 4 of 4): HMM recovery - dynamic description of the visited SwMI MM

**B.1.3 Previous visited SwMI MM**

The dynamic description of the visited SwMI MM in the case of HMM recovery is illustrated in figure B.3:

- IDLE: no RSI in progress.

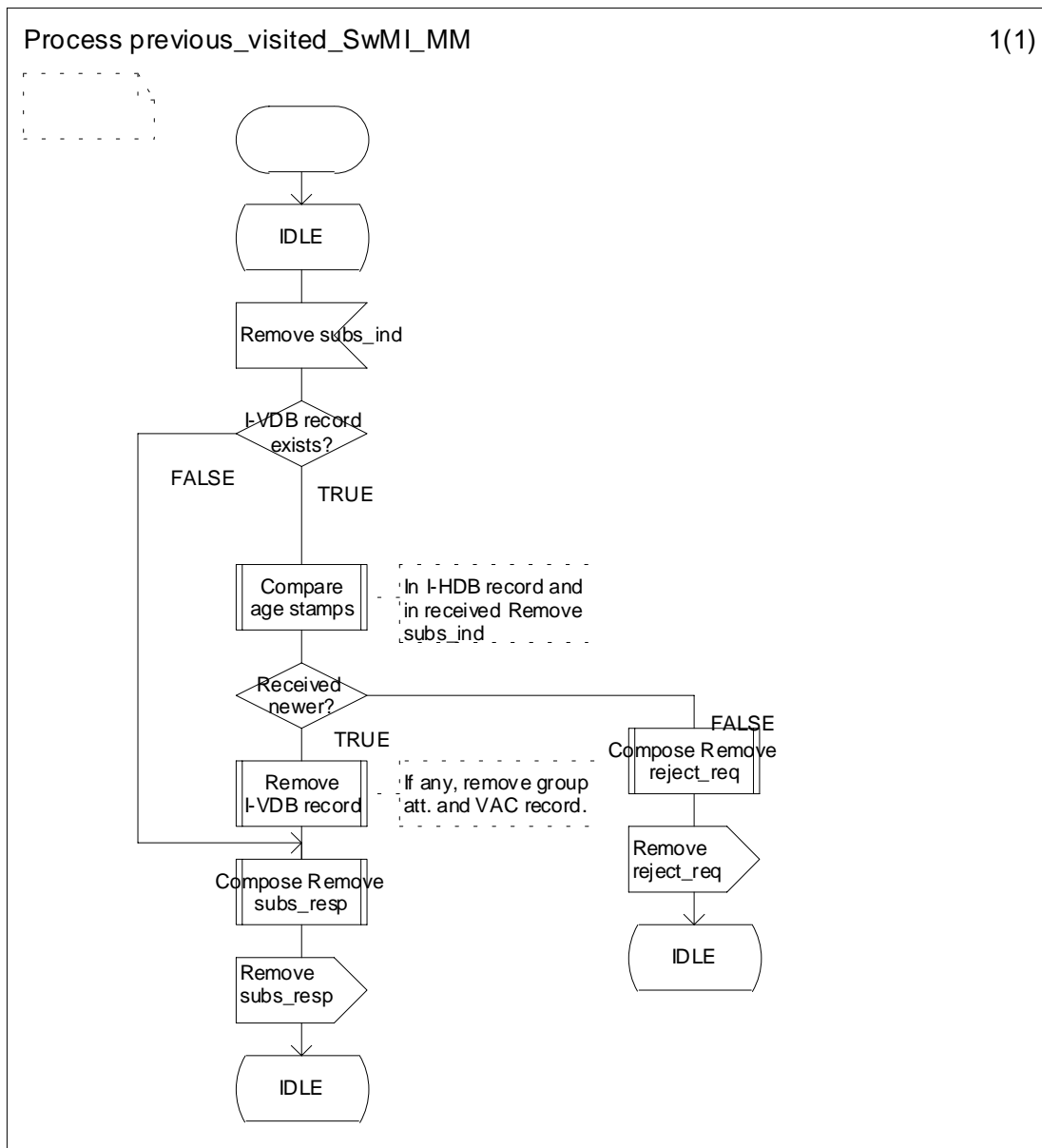


Figure B.3: HMM recovery - dynamic description of the previous visited SwMI MM

## B.2 VMM recovery

### B.2.1 Home SwMI MM

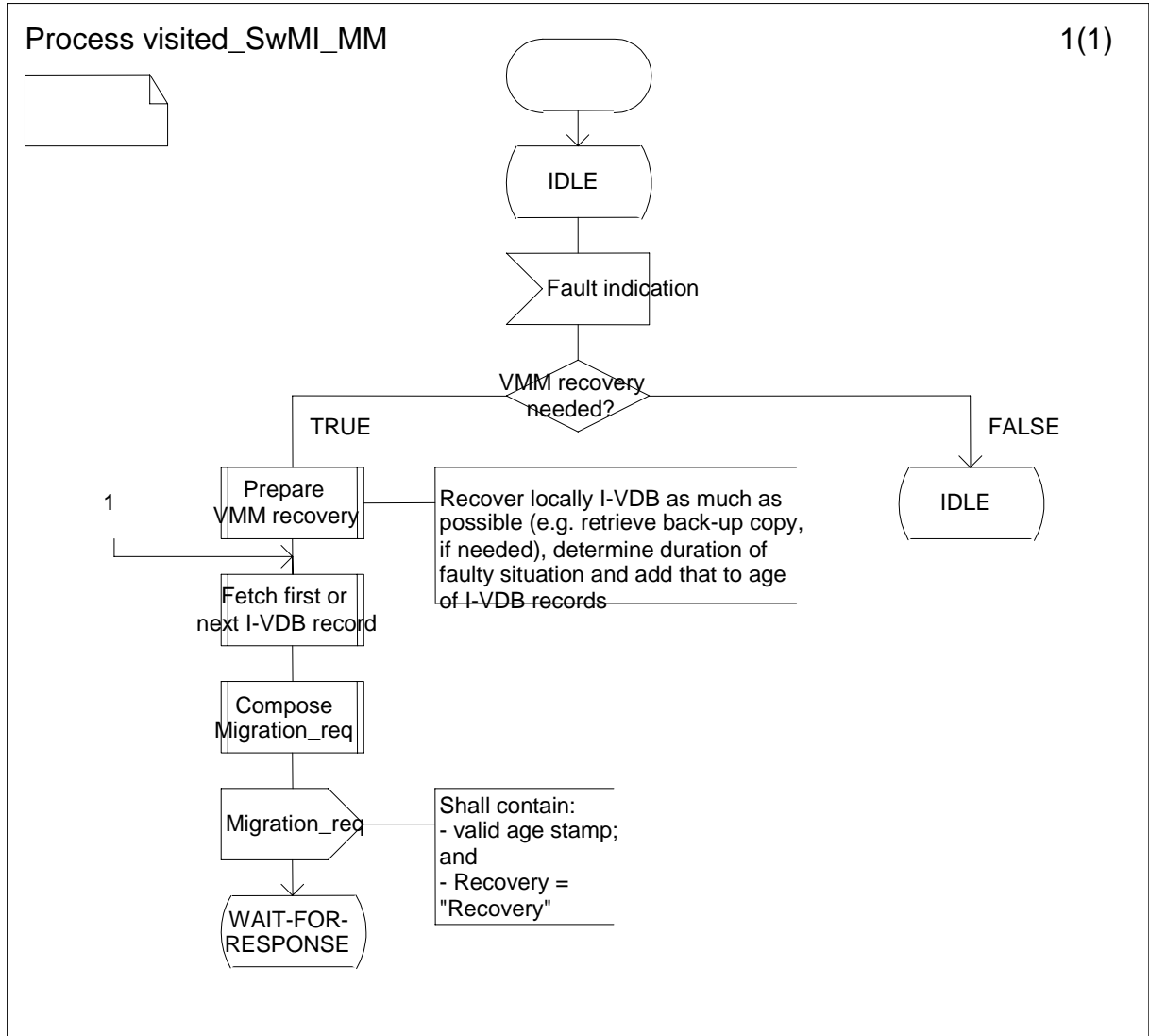
As HMM recovery in subclause B.1.1 with the following exceptions:

- all actions (i.e. the invocation of HMM recovery) in sheet 1 shall be omitted;
- state "RECOVERY-INITIATED" shall be replaced by state "IDLE"; however, the previous state IDLE definitions are still valid; and
- receipt of HMM recovery completed\_ind in sheet 2 shall be omitted.

**B.2.2 Visited SwMI MM**

As HMM recovery in subclause B.1.2 with the following exceptions:

- actions in figure B.2 in sheet 1 of 4 shall be replaced by figure B.4; and
- actions Compose HMM recovery completed\_req and the sending of the HMM recovery completed\_req shall be omitted.



**Figure B.4: HMM recovery - dynamic description of the visited SwMI MM**

**B.2.3 Previous visited SwMI MM**

As HMM recovery in subclause B.1.3.

### Annex C (informative): Example of encoding an ANF-ISIMM MIGRATION PDU in a ROSE Invoke ROSE APDU in a call PISN FACILITY PDU

Table C1 shows an example of encoding the ANF-ISIMM MIGRATION PDU in a PISN FACILITY PDU in a call unrelated connection.

**Table C1: Example of encoding an ANF-ISIMM MIGRATION PDU in a ROSE Invoke ROSE APDU in a call PISN FACILITY PDU**

QSIG FACILITY PDU	Definition of the value	Value
Protocol discriminator	CCITT Q.931 [18]	00001000 <sub>2</sub>
Call reference	dummy call reference	00000000 <sub>2</sub>
Message type	FACILITY	01100010 <sub>2</sub>
<b>Information Element</b>		
Information element identifier	facility	00011100 <sub>2</sub>
Length	length = 41	00101001 <sub>2</sub>
Protocol profile (ROSE)	Networking extension	00011111 <sub>2</sub>
<b>Network Facility Extension</b>		
	Context specific-constructed-tag 10	10101010 <sub>2</sub>
	Length = 6	00000110 <sub>2</sub>
sourceEntity	Context specific-primitive-tag 0	10000000 <sub>2</sub>
	length = 1	00000001 <sub>2</sub>
	endPINX	00000000 <sub>2</sub>
sourceEntityAddress	OMITTED	
destinationEntity	Context specific-primitive-tag 2	10000010 <sub>2</sub>
	length = 1	00000001 <sub>2</sub>
	endPINX	00000000 <sub>2</sub>
destinationEntityAddress	OMITTED	
<b>END of NFE</b>		
Network Prot Profile	OMITTED	
Interpretation APDU	OMITTED (default value = ROSE)	
<b>Service APDU</b>		
	Context specific-constructed-invoke APDU	10100001 <sub>2</sub>
	Length = 30	00011110 <sub>2</sub>
Invokeld	Universal-integer tag 2	00000010 <sub>2</sub>



	length = 1	00000001 <sub>2</sub>
	arbitrary value = 6	00000110 <sub>2</sub>
LinkId	OMITTED	
OperationValue	universal-object identifier tag 6	00000110 <sub>2</sub>
	length = 5	00000101 <sub>2</sub>
	encoding of { 0 4 392 0 }	00000100 <sub>2</sub>
		00000000 <sub>2</sub>
		10000011 <sub>2</sub>
		00001000 <sub>2</sub>
		00000000 <sub>2</sub>
<b>ARGUMENT</b>		

SourceEntity	Context specific-primitive-tag 0	10000000 <sub>2</sub>
	length = 1	00000001 <sub>2</sub>
	ANF-ISIMM	00000001 <sub>2</sub>
DestinationEntity	Context specific-primitive-tag 1	10000001 <sub>2</sub>
	length = 1	00000001 <sub>2</sub>
	ANF-ISIMM	00000001 <sub>2</sub>
<b>TETRA ISI MSG</b>		

	Universal-primitive-octetstring tag 4	00001110 <sub>2</sub>
	Length = 15	00001111 <sub>2</sub>
PDU Type	Migration	001101 <sub>2</sub>
ANF-ISIMM invoke id		
	arbitrary value: 1	0000000000000001 <sub>2</sub>
ISSI	arbitrary value: 010524 <sub>16</sub>	000000010101001000100 <sub>2</sub>
MNI (of ISSI)	arbitrary value: 000121 <sub>16</sub>	000000000000000100100001 <sub>2</sub>
MNI (of visited SwMI)		
	arbitrary value: 000123 <sub>16</sub>	000000000000000100100011 <sub>2</sub>
Migration type	migration	00 <sub>2</sub>
Restricted migration support		
	supported	0 <sub>2</sub>
Pre-defined profile set reference(s)		
	set no 1, 2 and 3 supported	1110000000000000 <sub>2</sub>

Group info	no grp info	0 <sub>2</sub>
		00000 <sub>2</sub>

<b>END of TETRA ISI MSG</b>	
Extension	OMITTED

<b>END of ARGUMENT</b>
------------------------

<b>END of Service APDU</b>
----------------------------

<b>END of Information Element</b>
-----------------------------------

<b>END of QSIG SETUP PDU</b>
------------------------------

## **Annex D (informative): ANF-ISIMM services requirements for databases**

For ANF-ISIMM service purposes, this ETS implies the following information contents in the I-HDB for an individual subscriber in his home SwMI:

- mandatory: individual subscriber number, i.e. ISSI;
- NOTE: It is implied that each I-HDB knows its MNI.
- mandatory: location information, i.e. location SwMI MM, and the age of the update;
- mandatory: registration status, i.e. registered, migrated, restricted migration or de-registered;
- mandatory: basic migration profile;
- optional: SS migration profiles.

For ANF-ISIMM service purposes, this ETS implies the following information contents in the G-HDB for a group in its home SwMI, if the home SwMI supports the group attachment and the group detachment services:

- mandatory: group number, i.e. GSSI;
- mandatory: activation in the visited SwMI, i.e. attached/not attached;
- mandatory: the subscribers that are attached to the group in the visited SwMI;
- mandatory: basic migration profile, original;
- optional: basic migration profile, temporary;
- optional: SS migration profiles, original;
- optional: SS migration profiles, temporary.

For ANF-ISIMM service purposes, this ETS implies the following information contents in the authentication centre related to an individual subscriber in his home, if the home SwMI supports the authentication service:

- mandatory: authentication key (K), validity time;
- optional: static cipher key (SCK).

For ANF-ISIMM service purposes, this ETS implies the following information contents for individual subscribers in I-VDB in the visited SwMI MM when the subscriber is registered or migrated in that SwMI MM (including restricted migration), when applicable:

- mandatory: individual subscriber number, i.e. ITSI;
- mandatory: location information, i.e. located in this SwMI, and the age of the update;
- mandatory: registration status, i.e. registered, migrated, restricted migration or de-registered;
- mandatory: visitor identity ((V)ASSI);
- mandatory: basic migration profile, temporary/original;
- optional: SS migration profile(s), temporary/original.

For ANF-ISIMM service purposes, this ETS implies the following information contents for groups in the G-VDB in the visited SwMI when the group is attached to one or more individual subscribers in that visited SwMI, if the SwMI supports group attachment/detachment:

- mandatory: group number, i.e. GTSI;
- mandatory: activation in the visited SwMI, i.e. attached/not attached;
- mandatory: the subscribers that are attached to the group in the visited SwMI and the age of the recorded group attachment;
- mandatory: visitor identity ((V)GSSI);
- mandatory: basic migration profile, temporary/original;
- optional: the group detachment(s);
- optional: SS migration profiles, temporary/original.

For ANF-ISIMM service purposes, this ETS may imply the following information contents in the authentication centre for an individual subscriber in the visited SwMI, if the SwMI supports the authentication service:

- mandatory: session authentication keys (KS, KS');
- mandatory: random seed (RS);
- mandatory: the validity time of the session authentication key and random seed.

For ANF-ISIMM service purposes, this ETS may imply the following information contents in the authentication centre for an individual subscriber in the visited SwMI, if the SwMI supports OTAR generator parameters:

- mandatory: session key OTAR (KSO);
- mandatory: random seed for OTAR (RSO);
- mandatory: the validity time of the session authentication key and random seed for OTAR.

The age information may be replaced by a time information; however, the SwMI shall be able to provide the peer SwMI with valid age information for the actions as defined in this ETS.

## History

Document history	
July 1998	Public Enquiry PE 9846: 1998-07-17 to 1998-11-13
October 1999	Vote V 9954: 1999-10-26 to 1999-12-24