



EUROPEAN
TELECOMMUNICATION
STANDARD

DRAFT
pr **ETS 300 196-5**

March 1996

Source: ETSI TC-SPS

Reference: DE/SPS-05005-5

ICS: 33.080

Key words: ISDN, DSS1, supplementary service, TSS&TP, testing, network

**Integrated Services Digital Network (ISDN);
Generic functional protocol for the support of
supplementary services;
Digital Subscriber Signalling System No. one (DSS1) protocol;
Part 5: Test Suite Structure and Test Purposes (TSS&TP)
specification for the network**

ETSI

European Telecommunications Standards Institute

ETSI Secretariat

Postal address: F-06921 Sophia Antipolis CEDEX - FRANCE

Office address: 650 Route des Lucioles - Sophia Antipolis - Valbonne - FRANCE

X.400: c=fr, a=atlas, p=etsi, s=secretariat - **Internet:** secretariat@etsi.fr

Tel.: +33 92 94 42 00 - Fax: +33 93 65 47 16

*

Copyright Notification: No part may be reproduced except as authorized by written permission. The copyright and the foregoing restriction extend to reproduction in all media.

© European Telecommunications Standards Institute 1996. All rights reserved.

Contents

Foreword	7
1 Scope	9
2 Normative references	9
3 Definitions	10
3.1 Definitions related to conformance testing	10
3.2 Definitions related to ETS 300 196-1	10
4 Abbreviations	11
5 General Test Suite Structure (TSS)	11
6 TSS&TP	12
6.1 Introduction	12
6.1.1 TP naming convention	12
6.1.2 Source of TP definition	12
6.1.3 TP structure	12
6.1.4 Test strategy	13
6.1.5 Test of call states	13
6.2 Network TSS&TP for the generic functional protocol	14
6.2.1 TSS&TP for clauses 1 to 6	14
6.2.2 TSS&TP for clause 7	14
6.2.2.1 TSS for clause 7	14
6.2.2.2 TPs for clause 7	14
6.2.2.2.1 Auxiliary states	14
6.2.2.2.1.1 Hold Request	14
6.2.2.2.1.2 Retrieve Request	15
6.2.2.2.1.3 Hold Indication	15
6.2.2.2.1.4 Retrieve Indication	15
6.2.2.2.1.5 Call Held	16
6.2.2.2.2 Hold function	16
6.2.2.2.2.1 Initiating entity	16
6.2.2.2.2.2 Responding entity	18
6.2.2.2.3 Retrieve function	21
6.2.2.2.3.1 Initiating entity	21
6.2.2.2.3.2 Responding entity	22
6.2.2.2.4 Clearing of a held call	27
6.2.3 TSS&TP for clause 8	28
6.2.3.1 TSS for clause 8	28
6.2.3.2 TPs for clause 8	28
6.2.3.2.1 Introduction	28
6.2.3.2.2 Application of operations (subclause 8.2)	29
6.2.3.2.2.1 Invocation (subclause 8.2.2.1)	29
6.2.3.2.2.2 Return result (subclause 8.2.2.2)	29
6.2.3.2.2.3 Return error (subclause 8.2.2.3)	30
6.2.3.2.2.4 Reject (subclause 8.2.2.4)	30
6.2.3.2.3 Transport of components (subclause 8.3)	31
6.2.3.2.3.1 Bearer related transport (subclause 8.3.1)	31

	6.2.3.2.3.2	Bearer independent transport (subclause 8.3.2).....	31
	6.2.3.2.3.2.1	Connection-oriented (subclause 8.3.2.1).....	31
	6.2.3.2.3.2.2	Connectionless (subclauses 8.3.2.2 and 8.3.2.4)	34
	6.2.3.2.4	Error procedures (subclause 8.4).....	34
6.2.4	TSS&TP for clause 9		35
	6.2.4.1	TSS for clause 9	35
	6.2.4.2	TPs for clause 9	35
	6.2.4.2.1	Introduction.....	35
	6.2.4.2.2	Bearer-related notifications	35
	6.2.4.2.3	Bearer-independent notifications (subclause 9.4).....	37
6.2.5	TSS&TP for clause 10		38
	6.2.5.1	TSS for clause 10	38
	6.2.5.2	TPs for clause 10	39
	6.2.5.2.1	Network-side channel reservation function.....	39
	6.2.5.2.1.1	Implicit reservation	39
	6.2.5.2.1.1.1	Implicit reservation creation	39
	6.2.5.2.1.1.1.1	Channel reserved.....	39
	6.2.5.2.1.1.1.2	Receipt of HOLD ACKNOWLEDGE ...	39
	6.2.5.2.1.1.1.3	Sending of HOLD ACKNOWLEDGE ...	40
	6.2.5.2.1.1.1.4	Receipt of RELEASE COMPLETE.....	40
	6.2.5.2.1.1.1.4.1	Call Held auxiliary state	40
	6.2.5.2.1.1.1.4.2	Retrieve Request auxiliary state.....	42
	6.2.5.2.1.1.1.4.3	Retrieve Indication auxiliary state.....	43
	6.2.5.2.1.1.1.5	Sending of RELEASE COMPLETE.....	44
	6.2.5.2.1.1.1.5.1	Call Held auxiliary state	44
	6.2.5.2.1.1.1.5.2	Retrieve Request auxiliary state.....	45
	6.2.5.2.1.1.1.5.3	Retrieve Indication auxiliary state.....	46
	6.2.5.2.1.1.1.6	Sending of SUSPEND ACKNOWLEDGE.....	47
	6.2.5.2.1.1.1.6.1	Call Held auxiliary state	47
	6.2.5.2.1.1.1.6.2	Retrieve Request auxiliary state.....	48
	6.2.5.2.1.1.1.6.3	Retrieve Indication auxiliary state.....	49
	6.2.5.2.1.1.1.7	Sending of RESTART ACKNOWLEDGE.....	50
	6.2.5.2.1.1.1.8	Receipt of RESTART ACKNOWLEDGE.....	50
	6.2.5.2.1.1.2	Implicit reservation use	51
	6.2.5.2.1.1.3	Implicit reservation cancellation	52
	6.2.5.2.1.2	Explicit reservation	53
	6.2.5.2.1.2.1	Explicit reservation control	53
	6.2.5.2.1.2.1.1	Invocation	53
	6.2.5.2.1.2.1.1.1	With reservation indicator.....	53
	6.2.5.2.1.2.1.1.2	Without reservation indicator.....	54
	6.2.5.2.1.2.1.1.3	No reservation required.....	56
	6.2.5.2.1.2.1.2	Return error	57
	6.2.5.2.1.2.2	Explicit reservation management	57
	6.2.5.2.1.2.2.1	Absence of invoke.....	57
	6.2.5.2.1.2.2.2	Presence of invoke.....	58
	6.2.5.2.1.2.2.3	Return error	58
	6.2.5.2.1.2.3	Explicit reservation cancellation	59
	6.2.5.2.1.2.3.1	Invocation	59
	6.2.5.2.1.2.3.2	Return error	60
	6.2.5.2.1.2.3.3	Other	60

- 6.2.5.2.2 Generic procedures for supplementary service management 61
- 6.2.5.2.2.1 Activation 61
- 6.2.5.2.2.2 Deactivation 62
- 6.2.5.2.2.3 Interrogation..... 62
- 6.2.5.2.3 Generic status request procedure 63
- 6.2.6 TSS&TP for clause 11..... 64
 - 6.2.6.1 TSS for clause 11 64
 - 6.2.6.2 TPs for clause 11..... 64
 - 6.2.6.2.1 Facility information element 64
 - 6.2.6.2.2 Extended facility information element ... 64
- 6.2.7 TSS&TP for annex D..... 65
 - 6.2.7.1 TSS for annex D 65
 - 6.2.7.2 TPs for annex D..... 65
 - 6.2.7.2.1 Definition of Q.931 information elements 65
- 7 Compliance 65
- 8 Requirements for a comprehensive testing service 65
- History..... 66

Blank page

Foreword

This draft European Telecommunication Standard (ETS) has been produced by the Signalling Protocols and Switching (SPS) Technical Committee of the European Telecommunications Standards Institute (ETSI), and is now submitted for the Public Enquiry phase of the ETSI standards approval procedure.

This ETS is part 5 of a multi-part standard covering the Digital Subscriber Signalling System No. one (DSS1) protocol specification for the Integrated Services Digital Network (ISDN) generic functional protocol for the support of supplementary services, as described below:

Part 1: "Protocol specification";

Part 2: "Protocol Implementation Conformance Statement (PICS) proforma specification";

Part 3: "Test Suite Structure and Test Purposes (TSS&TP) specification for the user";

Part 4: "Abstract Test Suite (ATS) and partial Protocol Implementation eXtra Information for Testing (PIXIT) proforma specification for the user";

Part 5: "TSS&TP specification for the network";

Part 6: "ATS and partial PIXIT proforma specification for the network".

Proposed transposition dates	
Date of latest announcement of this ETS (doa):	3 months after ETSI publication
Date of latest publication of new National Standard or endorsement of this ETS (dop/e):	6 months after doa
Date of withdrawal of any conflicting National Standard (dow):	6 months after doa

Blank page

1 Scope

This fifth part of ETS 300 196 specifies the Test Suite Structure and Test Purposes (TSS&TP) for the Network side of the T reference point or coincident S and T reference point (as defined in ITU-T Recommendation I.411 [6]) of implementations conforming to the stage three standard for the generic functional protocol for the support of supplementary services for the pan-European Integrated Services Digital Network (ISDN) by means of Digital Subscriber Signalling System No. one (DSS1) protocol.

A further part of this ETS specifies the Abstract Test Suite (ATS) and partial PIXIT proforma based on this ETS. Other parts specify the TSS&TP and the ATS and partial PIXIT proforma for the User side of the T reference point or coincident S and T reference point of implementations conforming to ETS 300 196-1 [1].

2 Normative references

This ETS incorporates by dated and undated reference, provisions from other publications. These normative references are cited at the appropriate places in the text and the publications are listed hereafter. For dated references, subsequent amendments to or revisions of any of these publications apply to this ETS only when incorporated in it by amendment or revision. For undated references the latest edition of the publication referred to applies.

- [1] ETS 300 196-1: "Integrated Services Digital Network (ISDN); Generic functional protocol for the support of supplementary services; Digital Subscriber Signalling System No. one (DSS1) protocol; Part 1: Protocol specification".

NOTE: ETS 300 196-1 (1993) was initially published as ETS 300 196 (1993).

- [2] ETS 300 196-2: "Integrated Services Digital Network (ISDN); Generic functional protocol for the support of supplementary services; Digital Subscriber Signalling System No. one (DSS1) protocol; Part 2: Protocol Implementation Conformance Statement (PICS) proforma specification".
- [3] ISO/IEC 9646-1: "Information Technology - OSI Conformance Testing Methodology and Framework; Part 1: General Concepts".
- [4] ISO/IEC 9646-2: "Information Technology - OSI Conformance Testing Methodology and Framework; Part 2: Abstract Test Suite specification".
- [5] ISO/IEC 9646-3: "Information Technology - OSI Conformance Testing Methodology and Framework; Part 3: The Tree and Tabular Combined Notation".
- [6] ITU-T Recommendation I.411 (1993): "ISDN user-network interfaces - Reference configurations".
- [7] ETS 300 102-1: "Integrated Services Digital Network (ISDN); User-network interface layer 3; Specifications for basic call control".
- [8] ITU-T Recommendation I.112 (1993): "Vocabulary and terms for ISDNs".
- [9] CCITT Recommendation E.164 (1991): "Numbering plan for the ISDN era".
- [10] ITU-T Recommendation I.210 (1993): "Principles of the telecommunication services supported by an ISDN and the means to describe them".
- [11] I-ETS 300 316: "Integrated Services Digital Network (ISDN); Digital Subscriber Signalling System No. one (DSS1); Protocol Implementation Conformance Statement (PICS) proforma specification for signalling network layer protocol for circuit-mode basic call control (basic access, network)".
- [12] CCITT Recommendation X.209 (1988): "Specification of Basic Encoding Rules for Abstract Syntax Notation One (ASN.1)".

3 Definitions

For the purposes of this ETS, the following definitions apply:

3.1 Definitions related to conformance testing

abstract test case: Refer to ISO/IEC 9646-1 [3].

Abstract Test Suite (ATS): Refer to ISO/IEC 9646-1 [3].

active test: A test case where the IUT is required to send a particular message, but not in reaction to a received message. This would usually involve the use of PIXIT information to see how this message can be generated and quite often is specified in an ATS using an Implicit Send event.

implementation under test: Refer to ISO/IEC 9646-1 [3].

implicit send event: Refer to ISO/IEC 9646-3 [5].

lower tester: Refer to ISO/IEC 9646-1 [3].

passive test: A test case where the IUT is required to respond to a protocol event (e.g. received message) with another protocol event (sends message) and normally does not require an any special operator intervention such as is associated with the Implicit Send event.

point of control and observation: Refer to ISO/IEC 9646-1 [3].

Protocol Implementation Conformance Statement (PICS): Refer to ISO/IEC 9646-1 [3].

PICS proforma: Refer to ISO/IEC 9646-1 [3].

Protocol Implementation eXtra Information for Testing (PIXIT): Refer to ISO/IEC 9646-1 [3].

PIXIT proforma: Refer to ISO/IEC 9646-1 [3].

system under test: Refer to ISO/IEC 9646-1 [3].

Test Purpose (TP): Refer to ISO/IEC 9646-1 [3].

3.2 Definitions related to ETS 300 196-1

call held auxiliary state: See ETS 300 196-1 [1], subclause 7.1.2.

call reference: See ETS 300 102-1 [7], subclause 4.3.

called user: The user at the origination side of the call.

calling user: The user at the destination side of the call.

component: See ETS 300 196-1 [1], subclause 11.2.2.1.

hold requested auxiliary state: See ETS 300 196-1 [1], subclause 7.1.2.

idle auxiliary state: See ETS 300 196-1 [1], subclause 7.1.2.

Integrated Services Digital Network (ISDN): See ITU-T Recommendation I.112 [8], definition 308.

ISDN number: A number conforming to the numbering and structure specified in CCITT Recommendation E.164 [9].

invoke component: See ETS 300 196-1 [1], subclause 11.2.2.1.

network: The DSS1 protocol entity at the Network side of the user-network interface where a T reference point or coincident S and T reference point applies.

network (S/T): The DSS1 protocol entity at the network side of the user-network interface where a coincident S and T reference point applies.

network (T): The DSS1 protocol entity at the Network side of the user-network interface where a T reference point applies (Network connected to Private ISDN).

retrieve requested auxiliary state: See ETS 300 196-1 [1], subclause 7.1.2.

return error component: See ETS 300 196-1 [1], subclause 11.2.2.1.

return result component: See ETS 300 196-1 [1], subclause 11.2.2.1.

service; telecommunication service: See ITU-T Recommendation I.112 [8], definition 201.

supplementary service: See ITU-T Recommendation I.210 [10], subclause 2.4.

4 Abbreviations

For the purposes of this ETS, the following abbreviations apply:

ATM	Abstract Test Method
ATS	Abstract Test Suite
CR	Call Reference
GFP	Generic Functional Protocol
ISDN	Integrated Services Digital Network
IUT	Implementation Under Test
N00	Null Call state
N03	Outgoing Call Proceeding Call state
N04	Call Delivered Call state
N07	Call Received Call state
N08	Connect Request Call state
N09	Incoming Call Proceeding Call state
N10	Active Call state
N12	Disconnect Indication Call state
N19	Release Request Call state
N25	Overlap Receiving Call state
PICS	Protocol Implementation Conformance Statement
PIXIT	Protocol Implementation eXtra Information for Testing
TP	Test Purpose
TSS	Test Suite Structure

5 General Test Suite Structure (TSS)

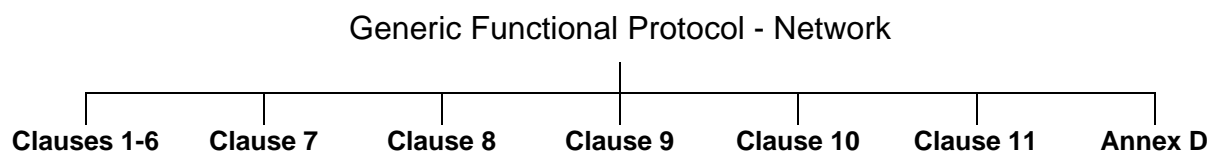


Figure 1: Test suite structure

More detailed TSS for each group (branch) are contained in separate subclauses.

6 TSS&TP

6.1 Introduction

For each test requirement a TP is defined.

6.1.1 TP naming convention

The TPs are numbered, starting at 001, within each group. Groups are organized according to the TSS. Additional references are added to identify the actual Test Suite and whether it applies to the Network or the User side (see table 1).

Table 1: TP identifier naming convention scheme

Identifier:	<standard>_<iut><clause>_<group>_<nnn>		
<standard>=	abbreviation for standard:	e.g. "GFP_"	
<iut> =	type of IUT:	U	User side
		N	Network side.
<clause>	clause:	1 or 2 character field representing clause from protocol standard	
<group>	group:	2 digit field representing group reference according to TSS	
<nnn> =	sequential number:	(001-999)	

6.1.2 Source of TP definition

The TPs are based on ETS 300 196-1 [1].

6.1.3 TP structure

Each TP has been written in a manner which is consistent with all other TPs. The intention of this is to make the TPs more readable and checkable. A particular structure has been used and this is illustrated in table 2. This table should be read in conjunction with any TP i.e. use a TP as an example to fully understand the table.

Table 2: Structure of a single TP for Generic functional protocol

TP Part	Text	Example
Header	<Identifier> <i>tab</i> <paragraph number in base ETS> <i>tab</i> <PICS reference> <i>tab</i> <condition> <i>CR</i> .	see table 1 subclause 0.0.0 XY 0.0 mandatory, optional, conditional
Stimulus	Ensure that the IUT in the <basic call state> <trigger> <i>see below for message structure</i> <i>or</i> <goal>	N00, N10, etc. receiving a XXXX message to request a
Reaction	<action> <conditions> <i>if the action is sending</i> <i>see below for message structure</i> <next action>, <i>etc.</i> and enters <supplementary service state> <i>and/or</i> and remains in the same state(s) <i>or</i> and enters state <state> with CR<number(s)>	sends, saves, does, etc. using en bloc sending, ...
Message structure	<message type> message containing a a) <info element> information element with b) a <field name> encoded as <i>or</i> including <coding of the field> and <i>back to a or b</i> ,	SETUP, FACILITY, CONNECT, Bearer capability, Facility,
NOTE:	Text in italics will not appear in TPs and text between <> is filled in for each TP and may differ from one TP to the next.	

6.1.4 Test strategy

As the base standard contained no explicit requirements for testing, the TPs were generated as a result of an analysis of the base standard and PICS. The criteria applied included the following:

- only the requirements from the point of view of the T or coincident S and T reference point are considered;
- whether or not a test case can be built from the TP is not considered.

6.1.5 Test of call states

Many TPs include a reference to the IUT's final call state after the realization of the TP. In these cases the TP includes the requirement to ensure that the IUT has entered this particular final call state. Ensuring that the IUT is in a particular call state shall be realized by following the procedures described in subclause 5.8.10 of ETS 300 102-1 [7]. According to these procedures, the IUT on receipt of a STATUS ENQUIRY message, shall respond with a STATUS message indicating, in the third octet of the Call state information element, the current call state of the IUT. This exchange of messages is not mentioned explicitly in each TP but is considered to be implicit in the reference to the final call state. This way of phrasing the TPs has been used to avoid over-complicating the text and structure of the TPs and to improve the readability.

6.2 Network TSS&TP for the generic functional protocol

6.2.1 TSS&TP for clauses 1 to 6

None identified.

6.2.2 TSS&TP for clause 7

6.2.2.1 TSS for clause 7

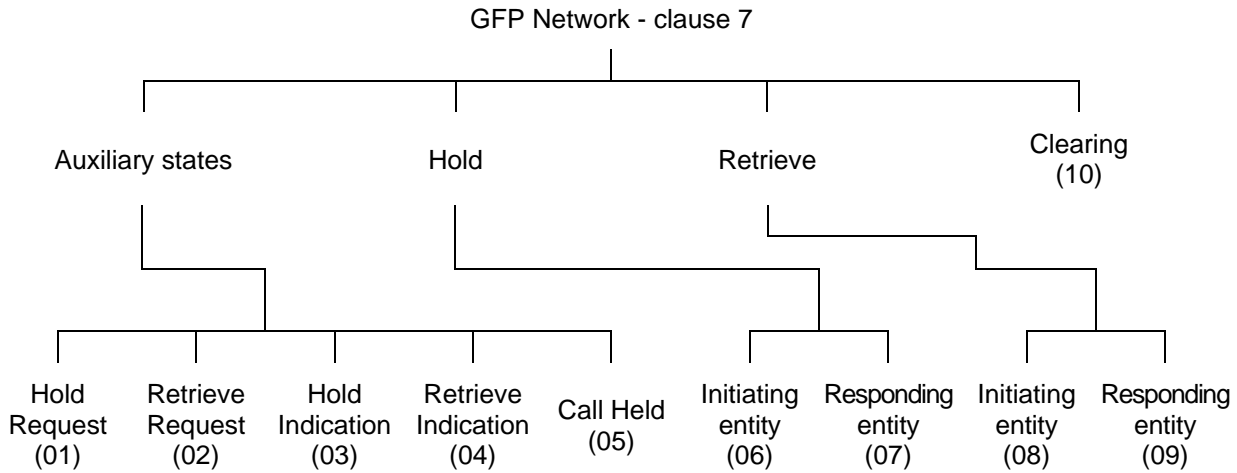


Figure 2: TSS

6.2.2.2 TPs for clause 7

Selection: IUT supports the functional protocol for the control of supplementary services. PICS: MCn 1.

6.2.2.2.1 Auxiliary states

6.2.2.2.1.1 Hold Request

Selection: IUT supports the functions of an initiating entity. PICS: R 5.1.

GFP_N7_01_01 **subclause 7.1.2, 3rd paragraph** **inopportune** **symmetrical**
 Ensure that IUT, while in the Active call state N10 and Hold Request auxiliary state, entering the Null call state N00,
 enters the Idle auxiliary state.

GFP_N7_01_02 **subclause 7.1.2, 3rd paragraph** **inopportune** **symmetrical**
 Ensure that IUT, while in the Active call state N10 and Hold Request auxiliary state, entering the Disconnect Request call state N11,
 enters the Idle auxiliary state.

GFP_N7_01_03 **subclause 7.1.2, 3rd paragraph** **inopportune**
 Ensure that if the network, while in the Outgoing Call Proceeding call state N03 and Hold Request auxiliary state, enters the Release Request call state N19,
 enters the Idle auxiliary state.

GFP_N7_01_04 **subclause 7.1.2, 4th paragraph** **inopportune** **symmetrical**
 Ensure that IUT, while in the Active call state N10 and Hold Request auxiliary state, entering the Disconnect Indication call state N12,
 enters the Idle auxiliary state.

6.2.2.2.1.2 Retrieve Request

Selection: IUT supports the functions of an initiating entity. PICS: R 5.1.

GFP_N7_02_01 **subclause 7.1.2, 3rd paragraph** **inopportune** **symmetrical**
Ensure that IUT, while in the Active call state N10 and Retrieve Request auxiliary state, entering the Null call state N00,
enters the Idle auxiliary state.

GFP_N7_02_02 **subclause 7.1.2, 3rd paragraph** **inopportune** **symmetrical**
Ensure that IUT, while in the Active call state N10 and Retrieve Request auxiliary state, entering the Disconnect Request call state N11,
enters the Idle auxiliary state.

GFP_N7_02_03 **subclause 7.1.2, 3rd paragraph** **inopportune**
Ensure that if the network, while in the Outgoing Call Proceeding call state N03 and Retrieve Request auxiliary state, enters the Release Request call state N19,
enters the Idle auxiliary state.

GFP_N7_02_04 **subclause 7.1.2, 4th paragraph** **inopportune** **symmetrical**
Ensure that IUT, while in the Active call state N10 and Retrieve Request auxiliary state, entering the Disconnect Indication call state N12,
it remains in the same auxiliary state.

6.2.2.2.1.3 Hold Indication

Selection: IUT supports the functions of an responding entity. PICS: R 5.2.

GFP_N7_03_01 **subclause 7.1.2, 3rd paragraph** **inopportune** **symmetrical**
Ensure that IUT, while in the Active call state N10 and Hold Indication auxiliary state, entering the Null call state N00,
enters the Idle auxiliary state.

GFP_N7_03_02 **subclause 7.1.2, 3rd paragraph** **inopportune** **symmetrical**
Ensure that IUT, while in the Active call state N10 and Hold Indication auxiliary state, entering the Disconnect Request call state N11,
enters the Idle auxiliary state.

GFP_N7_03_03 **subclause 7.1.2, 3rd paragraph** **inopportune**
Ensure that if the network, while in the Outgoing Call Proceeding call state N03 and Hold Indication auxiliary state, enters the Release Request call state N19,
enters the Idle auxiliary state.

GFP_N7_03_04 **subclause 7.1.2, 3rd paragraph** **inopportune** **symmetrical**
Ensure that IUT, while in the Active call state N10 and Hold Indication auxiliary state, entering the Disconnect Indication call state N12,
enters the Idle auxiliary state.

6.2.2.2.1.4 Retrieve Indication

Selection: IUT supports the functions of an responding entity. PICS: R 5.2.

GFP_N7_04_01 **subclause 7.1.2, 3rd paragraph** **inopportune** **symmetrical**
Ensure that IUT, while in the Active call state N10 and Retrieve Indication auxiliary state, entering the Null call state N00,
enters the Idle auxiliary state.

GFP_N7_04_02 **subclause 7.1.2, 3rd paragraph** **inopportune** **symmetrical**
Ensure that IUT, while in the Active call state N10 and Retrieve Indication auxiliary state, entering the Disconnect Request call state N11,
enters the Idle auxiliary state.

GFP_N7_04_03 **subclause 7.1.2, 3rd paragraph** **inopportune**
 Ensure that if the network, while in the Outgoing Call Proceeding call state N03 and Retrieve Indication auxiliary state, enters the Release Request call state N19,
 enters the Idle auxiliary state.

GFP_N7_04_04 **subclause 7.1.2, 3rd paragraph** **inopportune** **symmetrical**
 Ensure that IUT, while in the Active call state N10 and Retrieve Indication auxiliary state, entering the Disconnect Indication call state N12,
 it remains in the same auxiliary state.

6.2.2.2.1.5 **Call Held**

GFP_N7_05_01 **subclause 7.1.2, 3rd paragraph** **inopportune** **symmetrical**
 Ensure that IUT, while in the Active call state N10 and Call Held auxiliary state, entering the Null call state N00,
 enters the Idle auxiliary state.

GFP_N7_05_02 **subclause 7.1.2, 3rd paragraph** **inopportune** **symmetrical**
 Ensure that IUT, while in the Active call state N10 and Call Held auxiliary state, entering the Disconnect Request call state N11,
 enters the Idle auxiliary state.

GFP_N7_05_03 **subclause 7.1.2, 3rd paragraph** **inopportune**
 Ensure that if the network, while in the Outgoing Call Proceeding call state N03 and Call Held auxiliary state, enters the Release Request call state N19,
 enters the Idle auxiliary state.

GFP_N7_05_04 **subclause 7.1.2, 3rd paragraph** **inopportune** **symmetrical**
 Ensure that IUT, while in the Active call state N10 and Call Held auxiliary state, entering the Disconnect Indication call state N12,
 it remains in the same auxiliary state.

6.2.2.2.2 **Hold function**

6.2.2.2.2.1 **Initiating entity**

Selection: IUT supports the functions of an initiating entity. PICS: R 5.1.

GFP_N7_06_01 **subclause 7.2.1.1** **valid** **symmetrical**
 Ensure that the IUT, while in the Outgoing Call Proceeding call state N03 and Idle auxiliary state,
 is able to transmit a HOLD message and enters the Hold Request auxiliary state.

GFP_N7_06_02 **subclause 7.2.1.1** **valid** **symmetrical**
 Ensure that the IUT, while in the Call Delivered call state N04 and Idle auxiliary state,
 is able to transmit a HOLD message and enters the Hold Request auxiliary state.

GFP_N7_06_03 **subclause 7.2.1.1** **valid** **symmetrical**
 Ensure that the IUT, while in the Call Received call state N07 and Idle auxiliary state,
 is able to transmit a HOLD message and enters the Hold Request auxiliary state.
Selection: IUT supports basic access, point-to-point configuration? PICS: [11] MC 2.4. OR IUT supports primary rate access.

GFP_N7_06_04 **subclause 7.2.1.1** **valid** **symmetrical**
 Ensure that the IUT, while in the Connect Request call state N08 and Idle auxiliary state,
 is able to transmit a HOLD message and enters the Hold Request auxiliary state.
Selection: IUT supports basic access, point-to-point configuration? PICS: [11] MC 2.4. OR IUT supports primary rate access.

- GFP_N7_06_05** **subclause 7.2.1.1** **valid** **symmetrical**
Ensure that the IUT, while in the Incoming Call Proceeding call state N09 and Idle auxiliary state, is able to transmit a HOLD message and enters the Hold Request auxiliary state.
Selection: IUT supports basic access, point-to-point configuration? PICS: [11] MC 2.4. OR IUT supports primary rate access.
- GFP_N7_06_06** **subclause 7.2.1.1** **valid** **symmetrical**
Ensure that the IUT, while in the Active call state N10 and Idle auxiliary state, is able to transmit a HOLD message and enters the Hold Request auxiliary state.
- GFP_N7_06_07** **subclause 7.2.1.1** **valid** **symmetrical**
Ensure that the IUT, while in the Outgoing Call Proceeding call state N03 and Hold Request auxiliary state, on receipt of a HOLD ACKNOWLEDGE message, enters the Call Held auxiliary state.
- GFP_N7_06_08** **subclause 7.2.1.1** **valid** **symmetrical**
Ensure that the IUT, while in the Call Delivered call state N04 and Hold Request auxiliary state, on receipt of a HOLD ACKNOWLEDGE message, enters the Call Held auxiliary state.
- GFP_N7_06_09** **subclause 7.2.1.1** **valid** **symmetrical**
Ensure that the IUT, while in the Call Received call state N07 and Hold Request auxiliary state, on receipt of a HOLD ACKNOWLEDGE message, enters the Call Held auxiliary state.
Selection: IUT supports basic access, point-to-point configuration? PICS: [11] MC 2.4. OR IUT supports primary rate access.
- GFP_N7_06_010** **subclause 7.2.1.1** **valid** **symmetrical**
Ensure that the IUT, while in the Connect Request call state N08 and Hold Request auxiliary state, on receipt of a HOLD ACKNOWLEDGE message, enters the Call Held auxiliary state.
Selection: IUT supports basic access, point-to-point configuration? PICS: [11] MC 2.4. OR IUT supports primary rate access.
- GFP_N7_06_011** **subclause 7.2.1.1** **valid** **symmetrical**
Ensure that the IUT, while in the Incoming Call Proceeding call state N09 and Hold Request auxiliary state, on receipt of a HOLD ACKNOWLEDGE message, enters the Call Held auxiliary state.
Selection: IUT supports basic access, point-to-point configuration? PICS: [11] MC 2.4. OR IUT supports primary rate access.
- GFP_N7_06_012** **subclause 7.2.1.1** **valid** **symmetrical**
Ensure that the IUT, while in the Active call state N10 and Hold Request auxiliary state, on receipt of a HOLD ACKNOWLEDGE message, enters the Call Held auxiliary state.
- GFP_N7_06_013** **subclause 7.2.1.2** **valid** **symmetrical**
Ensure that the IUT, while in the Outgoing Call Proceeding call state N03 and Hold Request auxiliary state, on receipt of a HOLD REJECT message, enters the Idle auxiliary state.
- GFP_N7_06_014** **subclause 7.2.1.2** **valid** **symmetrical**
Ensure that the IUT, while in the Call Delivered call state N04 and Hold Request auxiliary state, on receipt of a HOLD REJECT message, enters the Idle auxiliary state.

GFP_N7_06_015 **subclause 7.2.1.2** **valid** **symmetrical**
 Ensure that the IUT, while in the Call Received call state N07 and Hold Request auxiliary state, on receipt of a HOLD REJECT message,
 enters the Idle auxiliary state.
Selection: IUT supports basic access, point-to-point configuration? PICS: [11] MC 2.4. OR IUT supports primary rate access.

GFP_N7_06_016 **subclause 7.2.1.2** **valid** **symmetrical**
 Ensure that the IUT, while in the Connect Request call state N08 and Hold Request auxiliary state, on receipt of a HOLD REJECT message,
 enters the Idle auxiliary state.
Selection: IUT supports basic access, point-to-point configuration? PICS: [11] MC 2.4. OR IUT supports primary rate access.

GFP_N7_06_017 **subclause 7.2.1.2** **valid** **symmetrical**
 Ensure that the IUT, while in the Incoming Call Proceeding call state N09 and Hold Request auxiliary state, on receipt of a HOLD REJECT message,
 enters the Idle auxiliary state.
Selection: IUT supports basic access, point-to-point configuration? PICS: [11] MC 2.4. OR IUT supports primary rate access.

GFP_N7_06_018 **subclause 7.2.1.2** **valid** **symmetrical**
 Ensure that the IUT, while in the Active call state N10 and Hold Request auxiliary state, on receipt of a HOLD REJECT message,
 enters the Idle auxiliary state.

6.2.2.2.2 Responding entity

Selection: IUT supports the functions of an responding entity. PICS: R 5.2.

GFP_N7_07_01 **subclause 7.2.2.1** **valid** **symmetrical**
 Ensure that the IUT, while in the Outgoing Call Proceeding call state N03 and Idle auxiliary state, on receipt of a HOLD message,
 sends a HOLD ACKNOWLEDGE message and enters the Call Held auxiliary state.

GFP_N7_07_02 **subclause 7.2.2.1** **valid** **symmetrical**
 Ensure that the IUT, while in the Call Delivered call state N04 and Idle auxiliary state, on receipt of a HOLD message,
 sends a HOLD ACKNOWLEDGE message and enters the Call Held auxiliary state.

GFP_N7_07_03 **subclause 7.2.2.1** **valid** **symmetrical**
 Ensure that the IUT, while in the Call Received call state N07 and Idle auxiliary state, on receipt of a HOLD message,
 sends a HOLD ACKNOWLEDGE message and enters the Call Held auxiliary state.
Selection: IUT supports basic access, point-to-point configuration? PICS: [11] MC 2.4. OR IUT supports primary rate access.

GFP_N7_07_04 **subclause 7.2.2.1** **valid** **symmetrical**
 Ensure that the IUT, while in the Connect Request call state N08 and Idle auxiliary state, on receipt of a HOLD message,
 sends a HOLD ACKNOWLEDGE message and enters the Call Held auxiliary state.
Selection: IUT supports basic access, point-to-point configuration? PICS: [11] MC 2.4. OR IUT supports primary rate access.

GFP_N7_07_05 **subclause 7.2.2.1** **valid** **symmetrical**
 Ensure that the IUT, while in the Incoming Call Proceeding call state N09 and Idle auxiliary state, on receipt of a HOLD message,
 sends a HOLD ACKNOWLEDGE message and enters the Call Held auxiliary state.
Selection: IUT supports basic access, point-to-point configuration? PICS: [11] MC 2.4. OR IUT supports primary rate access.

- GFP_N7_07_06** **subclause 7.2.2.1** **valid** **symmetrical**
 Ensure that the IUT, while in the Active call state N10 and Idle auxiliary state, on receipt of a HOLD message,
 sends a HOLD ACKNOWLEDGE message and enters the Call Held auxiliary state.
- GFP_N7_07_07** **subclause 7.2.2.1** **inopportune**
 Ensure that the IUT, in the Outgoing Call Proceeding call state N03 and Hold Request auxiliary state, on receipt of a HOLD message,
 ignores it and remains in the Hold Request auxiliary state.
- GFP_N7_07_08** **subclause 7.2.2.1** **inopportune**
 Ensure that the IUT, in the Call Delivered call state N04 and Hold Request auxiliary state, on receipt of a HOLD message,
 ignores it and remains in the Hold Request auxiliary state.
- GFP_N7_07_09** **subclause 7.2.2.1** **inopportune**
 Ensure that the IUT, in the Call Received call state N07 and Hold Request auxiliary state, on receipt of a HOLD message,
 ignores it and remains in the Hold Request auxiliary state.
Selection: IUT supports basic access, point-to-point configuration? PICS: [11] MC 2.4. OR IUT supports primary rate access.
- GFP_N7_07_010** **subclause 7.2.2.1** **inopportune**
 Ensure that the IUT, in the Connect Request call state N08 and Hold Request auxiliary state, on receipt of a HOLD message,
 ignores it and remains in the Hold Request auxiliary state.
Selection: IUT supports basic access, point-to-point configuration? PICS: [11] MC 2.4. OR IUT supports primary rate access.
- GFP_N7_07_011** **subclause 7.2.2.1** **inopportune**
 Ensure that the IUT, in the Incoming Call Proceeding call state N09 and Hold Request auxiliary state, on receipt of a HOLD message,
 ignores it and remains in the Hold Request auxiliary state.
Selection: IUT supports basic access, point-to-point configuration? PICS: [11] MC 2.4. OR IUT supports primary rate access.
- GFP_N7_07_012** **subclause 7.2.2.1** **inopportune**
 Ensure that the IUT, in the Active call state N10 and Hold Request auxiliary state, on receipt of a HOLD message,
 ignores it and remains in the Hold Request auxiliary state.
- GFP_N7_07_013** **subclause 7.2.2.2, 1st paragraph** **inopportune** **symmetrical**
 Ensure that the IUT, while in the Active call state N10 and Hold Indication auxiliary state, on receipt of a HOLD message,
 sends a HOLD REJECT message with cause #101 and remains in the Hold Indication auxiliary state.
- GFP_N7_07_014** **subclause 7.2.2.2, 1st paragraph** **inopportune** **symmetrical**
 Ensure that the IUT, while in the Active call state N10 and Call Held auxiliary state, on receipt of a HOLD message,
 sends a HOLD REJECT message with cause #101 and remains in the Hold Indication auxiliary state.
- GFP_N7_07_015** **subclause 7.2.2.2, 1st paragraph** **inopportune** **symmetrical**
 Ensure that the IUT, while in the Active call state N10 and Retrieve Indication auxiliary state, on receipt of a HOLD message,
 sends a HOLD REJECT message with cause #101 and remains in the Hold Indication auxiliary state.

- GFP_N7_07_016** **subclause 7.2.2.2, 1st paragraph** **inopportune** **symmetrical**
Ensure that the IUT, while in the Active call state N10 and Retrieve Request auxiliary state, on receipt of a HOLD message,
 sends a HOLD REJECT message with cause #101 and remains in the Hold Indication auxiliary state.
- GFP_N7_07_017** **subclause 7.2.2.2, 2nd paragraph** **inopportune** **symmetrical**
Ensure that the IUT, while in the Null call state N00 and Idle auxiliary state, on receipt of a HOLD message,
 sends a HOLD REJECT message with cause #101 and remains in the Idle auxiliary state.
- GFP_N7_07_018** **subclause 7.2.2.2, 2nd paragraph** **inopportune** **symmetrical**
Ensure that the IUT, while in the Call Initiated call state N01 and Idle auxiliary state, on receipt of a HOLD message,
 sends a HOLD REJECT message with cause #101 and remains in the Idle auxiliary state.
- GFP_N7_07_019** **subclause 7.2.2.2, 2nd paragraph** **inopportune** **symmetrical**
Ensure that the IUT, while in the Overlap Sending call state N02 and Idle auxiliary state, on receipt of a HOLD message,
 sends a HOLD REJECT message with cause #101 and remains in the Idle auxiliary state.
- GFP_N7_07_020** **subclause 7.2.2.2, 2nd paragraph** **inopportune** **symmetrical**
Ensure that the IUT, while in the Disconnect Request call state N11 and Idle auxiliary state, on receipt of a HOLD message,
 sends a HOLD REJECT message with cause #101 and remains in the Idle auxiliary state.
- GFP_N7_07_021** **subclause 7.2.2.2, 2nd paragraph** **inopportune** **symmetrical**
Ensure that the IUT, while in the Overlap Receiving call state N25 and Idle auxiliary state, on receipt of a HOLD message,
 sends a HOLD REJECT message with cause #101 and remains in the Idle auxiliary state.
- GFP_N7_07_022** **subclause 7.2.2.2, 3rd paragraph** **inopportune** **symmetrical**
Ensure that the IUT, while in the Disconnect Indication call state N12 and Idle auxiliary state, on receipt of a HOLD message,
 ignores it and remains in the Idle auxiliary state.
- GFP_N7_07_023** **subclause 7.2.2.2, 3rd paragraph** **inopportune** **symmetrical**
Ensure that the IUT, while in the Release Request call state N19 and Idle auxiliary state, on receipt of a HOLD message,
 ignores it and remains in the Idle auxiliary state.
- GFP_N7_07_024** **subclause 7.2.2.2, 4th paragraph** **invalid** **symmetrical**
Ensure that the IUT, while in the Outgoing Call Proceeding call state N03 and Idle auxiliary state, on receipt of a HOLD message,
 sends a HOLD REJECT message with an appropriate cause value, if the Hold function is not permitted, and remains in the Idle auxiliary state.
- GFP_N7_07_025** **subclause 7.2.2.2, 4th paragraph** **invalid** **symmetrical**
Ensure that the IUT, while in the Call Delivered call state N04 and Idle auxiliary state, on receipt of a HOLD message,
 sends a HOLD REJECT message with an appropriate cause value, if the Hold function is not permitted, and remains in the Idle auxiliary state.
- GFP_N7_07_026** **subclause 7.2.2.2, 4th paragraph** **invalid** **symmetrical**
Ensure that the IUT, while in the Call Received call state N07 and Idle auxiliary state, on receipt of a HOLD message,
 sends a HOLD REJECT message with an appropriate cause value, if the Hold function is not permitted, and remains in the Idle auxiliary state.
Selection: IUT supports basic access, point-to-point configuration? PICS: [11] MC 2.4. OR IUT supports primary rate access.

- GFP_N7_07_027** **subclause 7.2.2.2, 4th paragraph** **invalid** **symmetrical**
 Ensure that the IUT, while in the Connect Request call state N08 and Idle auxiliary state, on receipt of a HOLD message,
 sends a HOLD REJECT message with an appropriate cause value, if the Hold function is not permitted, and remains in the Idle auxiliary state.
Selection: IUT supports basic access, point-to-point configuration? PICS: [11] MC 2.4. OR IUT supports primary rate access.
- GFP_N7_07_028** **subclause 7.2.2.2, 4th paragraph** **invalid** **symmetrical**
 Ensure that the IUT, while in the Incoming Call Proceeding call state N09 and Idle auxiliary state, on receipt of a HOLD message,
 sends a HOLD REJECT message with an appropriate cause value, if the Hold function is not permitted, and remains in the Idle auxiliary state.
Selection: IUT supports basic access, point-to-point configuration? PICS: [11] MC 2.4. OR IUT supports primary rate access.
- GFP_N7_07_029** **subclause 7.2.2.2, 4th paragraph** **invalid** **symmetrical**
 Ensure that the IUT, while in the Active call state N10 and Idle auxiliary state, on receipt of a HOLD message,
 sends a HOLD REJECT message with an appropriate cause value, if the Hold function is not permitted, and remains in the Idle auxiliary state.
- 6.2.2.2.3** **Retrieve function**
- 6.2.2.2.3.1** **Initiating entity**
- Selection:** IUT supports the functions of an initiating entity. PICS: R 5.1.
- GFP_N7_08_01** **subclause 7.4.1.1, 1st paragraph** **valid** **symmetrical**
 Ensure that the IUT, while in the Outgoing Call Proceeding call state N03 and Call Held auxiliary state, is able to transmit a RETRIEVE message and enters the Retrieve Request auxiliary state.
- GFP_N7_08_02** **subclause 7.4.1.1, 1st paragraph** **valid** **symmetrical**
 Ensure that the IUT, while in the Call Delivered call state N04 and Call Held auxiliary state, is able to transmit a RETRIEVE message and enters the Retrieve Request auxiliary state.
- GFP_N7_08_03** **subclause 7.4.1.1, 1st paragraph** **valid** **symmetrical**
 Ensure that the IUT, while in the Call Received call state N07 and Call Held auxiliary state, is able to transmit a RETRIEVE message and enters the Retrieve Request auxiliary state.
Selection: IUT supports basic access, point-to-point configuration? PICS: [11] MC 2.4. OR IUT supports primary rate access.
- GFP_N7_08_04** **subclause 7.4.1.1, 1st paragraph** **valid** **symmetrical**
 Ensure that the IUT, while in the Connect Request call state N08 and Call Held auxiliary state, is able to transmit a RETRIEVE message and enters the Retrieve Request auxiliary state.
Selection: IUT supports basic access, point-to-point configuration? PICS: [11] MC 2.4. OR IUT supports primary rate access.
- GFP_N7_08_05** **subclause 7.4.1.1, 1st paragraph** **valid** **symmetrical**
 Ensure that the IUT, while in the Incoming Call Proceeding call state N09 and Call Held auxiliary state, is able to transmit a RETRIEVE message and enters the Retrieve Request auxiliary state.
Selection: IUT supports basic access, point-to-point configuration? PICS: [11] MC 2.4. OR IUT supports primary rate access.
- GFP_N7_08_06** **subclause 7.4.1.1, 1st paragraph** **valid** **symmetrical**
 Ensure that the IUT, while in the Active call state N10 and Call Held auxiliary state, is able to transmit a RETRIEVE message and enters the Retrieve Request auxiliary state.
- GFP_N7_08_07** **subclause 7.4.1.1, 5th paragraph** **valid** **symmetrical**
 Ensure that the IUT, while in the Outgoing Call Proceeding call state N03 and Retrieve Request auxiliary state,
 is able to accept a RETRIEVE ACKNOWLEDGE message and enter the Idle auxiliary state.

GFP_N7_08_08 **subclause 7.4.1.1, 5th paragraph** **valid** **symmetrical**

Ensure that the IUT, while in the Call Delivered call state N04 and Retrieve Request auxiliary state, is able to accept a RETRIEVE ACKNOWLEDGE message and enter the Idle auxiliary state.

GFP_N7_08_09 **subclause 7.4.1.1, 5th paragraph** **valid** **symmetrical**

Ensure that the IUT, while in the Call Received call state N07 and Retrieve Request auxiliary state, is able to accept a RETRIEVE ACKNOWLEDGE message and enter the Idle auxiliary state.

Selection: IUT supports basic access, point-to-point configuration? PICS: [11] MC 2.4. OR IUT supports primary rate access.

GFP_N7_08_010 **subclause 7.4.1.1, 5th paragraph** **valid** **symmetrical**

Ensure that the IUT, while in the Connect Request call state N08 and Retrieve Request auxiliary state, is able to accept a RETRIEVE ACKNOWLEDGE message and enter the Idle auxiliary state.

Selection: IUT supports basic access, point-to-point configuration? PICS: [11] MC 2.4. OR IUT supports primary rate access.

GFP_N7_08_011 **subclause 7.4.1.1, 5th paragraph** **valid** **symmetrical**

Ensure that the IUT, while in the Incoming Call Proceeding call state N09 and Retrieve Request auxiliary state,

is able to accept a RETRIEVE ACKNOWLEDGE message and enter the Idle auxiliary state.

Selection: IUT supports basic access, point-to-point configuration? PICS: [11] MC 2.4. OR IUT supports primary rate access.

GFP_N7_08_012 **subclause 7.4.1.1, 5th paragraph** **valid** **symmetrical**

Ensure that the IUT, while in the Active call state N10 and Retrieve Request auxiliary state,

is able to accept a RETRIEVE ACKNOWLEDGE message and enter the Idle auxiliary state.

GFP_N7_08_013 **subclause 7.4.1.2** **invalid** **symmetrical**

Ensure that the IUT, while in the Outgoing Call Proceeding call state N03 and Retrieve Request auxiliary state, on receipt of a RETRIEVE REJECT message enters the Call Held auxiliary state.

GFP_N7_08_014 **subclause 7.4.1.2** **invalid** **symmetrical**

Ensure that the IUT, while in the Call Delivered call state N04 and Retrieve Request auxiliary state, on receipt of a RETRIEVE REJECT message enters the Call Held auxiliary state.

GFP_N7_08_015 **subclause 7.4.1.2** **invalid** **symmetrical**

Ensure that the IUT, while in the Call Received call state N07 and Retrieve Request auxiliary state, on receipt of a RETRIEVE REJECT message

enters the Call Held auxiliary state.

Selection: IUT supports basic access, point-to-point configuration? PICS: [11] MC 2.4. OR IUT supports primary rate access.

GFP_N7_08_016 **subclause 7.4.1.2** **invalid** **symmetrical**

Ensure that the IUT, while in the Connect Request call state N08 and Retrieve Request auxiliary state, on receipt of a RETRIEVE REJECT message

enters the Call Held auxiliary state.

Selection: IUT supports basic access, point-to-point configuration? PICS: [11] MC 2.4. OR IUT supports primary rate access.

6.2.2.2.3.2 Responding entity

Selection: IUT supports the functions of an responding entity. PICS: R 5.2.

GFP_N7_09_01 **subclause 7.4.1.2** **invalid** **symmetrical**

Ensure that the IUT, while in the Incoming Call Proceeding call state N09 and Retrieve Request auxiliary state, on receipt of a RETRIEVE REJECT message

enters the Call Held auxiliary state.

Selection: IUT supports basic access, point-to-point configuration? PICS: [11] MC 2.4. OR IUT supports primary rate access.

- GFP_N7_09_02** **subclause 7.4.1.2** **invalid** **symmetrical**
Ensure that the IUT, while in the Active call state N10 and Retrieve Request auxiliary state, on receipt of a RETRIEVE REJECT message
 enters the Call Held auxiliary state.
- GFP_N7_09_03** **subclause 7.4.2.1** **valid** **symmetrical**
Ensure that the IUT while, in the Outgoing Call Proceeding call state N03 and Call Held auxiliary state, on receipt of a RETRIEVE message,
 sends a RETRIEVE ACKNOWLEDGE message and enters the Idle auxiliary state.
- GFP_N7_09_04** **subclause 7.4.2.1** **valid** **symmetrical**
Ensure that the IUT while, in the Call Delivered call state N04 and Call Held auxiliary state, on receipt of a RETRIEVE message,
 sends a RETRIEVE ACKNOWLEDGE message and enters the Idle auxiliary state.
- GFP_N7_09_05** **subclause 7.4.2.1** **valid** **symmetrical**
Ensure that the IUT while, in the Call Received call state N07 and Call Held auxiliary state, on receipt of a RETRIEVE message,
 sends a RETRIEVE ACKNOWLEDGE message and enters the Idle auxiliary state.
Selection: IUT supports basic access, point-to-point configuration? PICS: [11] MC 2.4. OR IUT supports primary rate access.
- GFP_N7_09_06** **subclause 7.4.2.1** **valid** **symmetrical**
Ensure that the IUT while, in the Connect Request call state N08 and Call Held auxiliary state, on receipt of a RETRIEVE message,
 sends a RETRIEVE ACKNOWLEDGE message and enters the Idle auxiliary state.
Selection: IUT supports basic access, point-to-point configuration? PICS: [11] MC 2.4. OR IUT supports primary rate access.
- GFP_N7_09_07** **subclause 7.4.2.1** **valid** **symmetrical**
Ensure that the IUT while, in the Incoming Call Proceeding call state N09 and Call Held auxiliary state, on receipt of a RETRIEVE message,
 sends a RETRIEVE ACKNOWLEDGE message and enters the Idle auxiliary state.
Selection: IUT supports basic access, point-to-point configuration? PICS: [11] MC 2.4. OR IUT supports primary rate access.
- GFP_N7_09_08** **subclause 7.4.2.1** **valid** **symmetrical**
Ensure that the IUT while, in the Active call state N10 and Call Held auxiliary state, on receipt of a RETRIEVE message,
 sends a RETRIEVE ACKNOWLEDGE message and enters the Idle auxiliary state.
- GFP_N7_09_09** **subclause 7.4.2.1** **inopportune**
Ensure that the IUT, in the Outgoing Call Proceeding call state N03 and Retrieve Request auxiliary state on receipt of a RETRIEVE message,
 ignores the message and remains in the Retrieve Request auxiliary state.
- GFP_N7_09_010** **subclause 7.4.2.1** **inopportune**
Ensure that the IUT, in the Call Delivered call state N04 and Retrieve Request auxiliary state on receipt of a RETRIEVE message,
 ignores the message and remains in the Retrieve Request auxiliary state.
- GFP_N7_09_011** **subclause 7.4.2.1** **inopportune**
Ensure that the IUT, in the Call Received call state N07 and Retrieve Request auxiliary state on receipt of a RETRIEVE message,
 ignores the message and remains in the Retrieve Request auxiliary state.
Selection: IUT supports basic access, point-to-point configuration? PICS: [11] MC 2.4. OR IUT supports primary rate access.

GFP_N7_09_012 **subclause 7.4.2.1** **inopportune**
Ensure that the IUT, in the Connect Request call state N08 and Retrieve Request auxiliary state on receipt of a RETRIEVE message,
ignores the message and remains in the Retrieve Request auxiliary state.
Selection: IUT supports basic access, point-to-point configuration? PICS: [11] MC 2.4. OR IUT supports primary rate access.

GFP_N7_09_013 **subclause 7.4.2.1** **inopportune**
Ensure that the IUT, in the Incoming Call Proceeding call state N09 and Retrieve Request auxiliary state on receipt of a RETRIEVE message,
ignores the message and remains in the Retrieve Request auxiliary state.
Selection: IUT supports basic access, point-to-point configuration? PICS: [11] MC 2.4. OR IUT supports primary rate access.

GFP_N7_09_014 **subclause 7.4.2.1** **inopportune**
Ensure that the IUT, in the Active call state N10 and Retrieve Request auxiliary state on receipt of a RETRIEVE message,
ignores the message and remains in the Retrieve Request auxiliary state.

GFP_N7_09_015 **subclause 7.4.2.2, 1st paragraph** **inopportune** **symmetrical**
Ensure that the IUT, while in the Active call state N10 and Idle auxiliary state, on receipt of a RETRIEVE message,
sends a RETRIEVE REJECT message with cause #101 and remains in the same auxiliary state.

GFP_N7_09_016 **subclause 7.4.2.2, 1st paragraph** **inopportune** **symmetrical**
Ensure that the IUT, while in the Active call state N10 and Hold Request auxiliary state, on receipt of a RETRIEVE message,
sends a RETRIEVE REJECT message with cause #101 and remains in the same auxiliary state.

GFP_N7_09_017 **subclause 7.4.2.2, 1st paragraph** **inopportune** **symmetrical**
Ensure that the IUT, while in the Active call state N10 and Hold Indication auxiliary state, on receipt of a RETRIEVE message,
sends a RETRIEVE REJECT message with cause #101 and remains in the same auxiliary state.

GFP_N7_09_018 **subclause 7.4.2.2, 1st paragraph** **inopportune** **symmetrical**
Ensure that the IUT, while in the Active call state N10 and Retrieve Indication auxiliary state, on receipt of a RETRIEVE message,
sends a RETRIEVE REJECT message with cause #101 and remains in the same auxiliary state.

GFP_N7_09_019 **subclause 7.4.2.2, 2nd paragraph** **inopportune** **symmetrical**
Ensure that the IUT, while in the Null call state N00 and Call Held auxiliary state, on receipt of a RETRIEVE message,
sends a RETRIEVE REJECT message with cause #101 and remains in the Call Held auxiliary state.

GFP_N7_09_020 **subclause 7.4.2.2, 2nd paragraph** **inopportune** **symmetrical**
Ensure that the IUT, while in the Call Initiated call state N01 and Call Held auxiliary state, on receipt of a RETRIEVE message,
sends a RETRIEVE REJECT message with cause #101 and remains in the Call Held auxiliary state.

GFP_N7_09_021 **subclause 7.4.2.2, 2nd paragraph** **inopportune** **symmetrical**
Ensure that the IUT, while in the Overlap Sending call state N02 and Call Held auxiliary state, on receipt of a RETRIEVE message,
sends a RETRIEVE REJECT message with cause #101 and remains in the Call Held auxiliary state.

GFP_N7_09_022 **subclause 7.4.2.2, 2nd paragraph** **inopportune** **symmetrical**
Ensure that the IUT, while in the Disconnect Request call state N11 and Call Held auxiliary state, on receipt of a RETRIEVE message,
sends a RETRIEVE REJECT message with cause #101 and remains in the Call Held auxiliary state.

- GFP_N7_09_023** **subclause 7.4.2.2, 2nd paragraph** **inopportune** **symmetrical**
 Ensure that the IUT, while in the Disconnect Indication call state N12 and Call Held auxiliary state, on receipt of a RETRIEVE message,
 sends a RETRIEVE REJECT message with cause #101 and remains in the Call Held auxiliary state.
- GFP_N7_09_024** **subclause 7.4.2.2, 2nd paragraph** **inopportune** **symmetrical**
 Ensure that the IUT, while in the Overlap Receiving call state N25 and Call Held auxiliary state, on receipt of a RETRIEVE message,
 sends a RETRIEVE REJECT message with cause #101 and remains in the Call Held auxiliary state.
- GFP_N7_09_025** **subclause 7.4.2.2, 3rd paragraph** **inopportune** **symmetrical**
 Ensure that the IUT, while in the Outgoing Call Proceeding call state N03 and Call Held auxiliary state on receipt of a RETRIEVE message indicating "B1 channel exclusive" where B1 is not available,
 sends a RETRIEVE REJECT message with cause #44 and remains in the Call Held auxiliary state.
- GFP_N7_09_026** **subclause 7.4.2.2, 3rd paragraph** **inopportune** **symmetrical**
 Ensure that the IUT, while in the Call Delivered call state N04 and Call Held auxiliary state on receipt of a RETRIEVE message indicating "B1 channel exclusive" where B1 is not available,
 sends a RETRIEVE REJECT message with cause #44 and remains in the Call Held auxiliary state.
- GFP_N7_09_027** **subclause 7.4.2.2, 3rd paragraph** **inopportune** **symmetrical**
 Ensure that the IUT, while in the Call Received call state N07 and Call Held auxiliary state on receipt of a RETRIEVE message indicating "B1 channel exclusive" where B1 is not available,
 sends a RETRIEVE REJECT message with cause #44 and remains in the Call Held auxiliary state.
Selection: IUT supports basic access, point-to-point configuration? PICS: [11] MC 2.4. OR IUT supports primary rate access.
- GFP_N7_09_028** **subclause 7.4.2.2, 3rd paragraph** **inopportune** **symmetrical**
 Ensure that the IUT, while in the Connect Request call state N08 and Call Held auxiliary state on receipt of a RETRIEVE message indicating "B1 channel exclusive" where B1 is not available,
 sends a RETRIEVE REJECT message with cause #44 and remains in the Call Held auxiliary state.
Selection: IUT supports basic access, point-to-point configuration? PICS: [11] MC 2.4. OR IUT supports primary rate access.
- GFP_N7_09_029** **subclause 7.4.2.2, 3rd paragraph** **inopportune** **symmetrical**
 Ensure that the IUT, while in the Incoming Call Proceeding call state N09 and Call Held auxiliary state on receipt of a RETRIEVE message indicating "B1 channel exclusive" where B1 is not available,
 sends a RETRIEVE REJECT message with cause #44 and remains in the Call Held auxiliary state.
Selection: IUT supports basic access, point-to-point configuration? PICS: [11] MC 2.4. OR IUT supports primary rate access.
- GFP_N7_09_030** **subclause 7.4.2.2, 3rd paragraph** **inopportune** **symmetrical**
 Ensure that the IUT, while in the Active call state N10 and Call Held auxiliary state on receipt of a RETRIEVE message indicating "B1 channel exclusive" where B1 is not available,
 sends a RETRIEVE REJECT message with cause #44 and remains in the Call Held auxiliary state.
- GFP_N7_09_031** **subclause 7.4.2.2, 4th paragraph** **inopportune** **symmetrical**
 Ensure that the IUT, while in the Outgoing Call Proceeding call state N03 and Call Held auxiliary state on receipt of a RETRIEVE message indicating "any channel" where no channel is available,
 sends a RETRIEVE REJECT message with cause #34 and remains in the Call Held auxiliary state.
- GFP_N7_09_032** **subclause 7.4.2.2, 4th paragraph** **inopportune** **symmetrical**
 Ensure that the IUT, while in the Call Delivered call state N04 and Call Held auxiliary state on receipt of a RETRIEVE message indicating "any channel" where no channel is available,
 sends a RETRIEVE REJECT message with cause #34 and remains in the Call Held auxiliary state.

GFP_N7_09_033 **subclause 7.4.2.2, 4th paragraph** **inopportune** **symmetrical**
 Ensure that the IUT, while in the Call Received call state N07 and Call Held auxiliary state on receipt of a RETRIEVE message indicating "any channel" where no channel is available,
 sends a RETRIEVE REJECT message with cause #34 and remains in the Call Held auxiliary state.
Selection: IUT supports basic access, point-to-point configuration? PICS: [11] MC 2.4. OR IUT supports primary rate access.

GFP_N7_09_034 **subclause 7.4.2.2, 4th paragraph** **inopportune** **symmetrical**
 Ensure that the IUT, while in the Connect Request call state N08 and Call Held auxiliary state on receipt of a RETRIEVE message indicating "any channel" where no channel is available,
 sends a RETRIEVE REJECT message with cause #34 and remains in the Call Held auxiliary state.
Selection: IUT supports basic access, point-to-point configuration? PICS: [11] MC 2.4. OR IUT supports primary rate access.

GFP_N7_09_035 **subclause 7.4.2.2, 4th paragraph** **inopportune** **symmetrical**
 Ensure that the IUT, while in the Incoming Call Proceeding call state N09 and Call Held auxiliary state on receipt of a RETRIEVE message indicating "any channel" where no channel is available,
 sends a RETRIEVE REJECT message with cause #34 and remains in the Call Held auxiliary state.
Selection: IUT supports basic access, point-to-point configuration? PICS: [11] MC 2.4. OR IUT supports primary rate access.

GFP_N7_09_036 **subclause 7.4.2.2, 4th paragraph** **inopportune** **symmetrical**
 Ensure that the IUT, while in the Active call state N10 and Call Held auxiliary state on receipt of a RETRIEVE message indicating "any channel" where no channel is available,
 sends a RETRIEVE REJECT message with cause #34 and remains in the Call Held auxiliary state.

GFP_N7_09_037 **subclause 7.4.2.2, 5th paragraph** **invalid** **symmetrical**
 Ensure that the IUT, while in the Outgoing Call Proceeding call state N03 and Call Held auxiliary state, on receipt of a RETRIEVE message,
 sends a RETRIEVE REJECT message with an appropriate cause value, if the Retrieve function is not permitted, and remains in the Call Held auxiliary state.

GFP_N7_09_038 **subclause 7.4.2.2, 5th paragraph** **invalid** **symmetrical**
 Ensure that the IUT, while in the Call Delivered call state N04 and Call Held auxiliary state, on receipt of a RETRIEVE message,
 sends a RETRIEVE REJECT message with an appropriate cause value, if the Retrieve function is not permitted, and remains in the Call Held auxiliary state.

GFP_N7_09_039 **subclause 7.4.2.2, 5th paragraph** **invalid** **symmetrical**
 Ensure that the IUT, while in the Call Received call state N07 and Call Held auxiliary state, on receipt of a RETRIEVE message,
 sends a RETRIEVE REJECT message with an appropriate cause value, if the Retrieve function is not permitted, and remains in the Call Held auxiliary state.
Selection: IUT supports basic access, point-to-point configuration? PICS: [11] MC 2.4. OR IUT supports primary rate access.

GFP_N7_09_040 **subclause 7.4.2.2, 5th paragraph** **invalid** **symmetrical**
 Ensure that the IUT, while in the Connect Request call state N08 and Call Held auxiliary state, on receipt of a RETRIEVE message,
 sends a RETRIEVE REJECT message with an appropriate cause value, if the Retrieve function is not permitted, and remains in the Call Held auxiliary state.
Selection: IUT supports basic access, point-to-point configuration? PICS: [11] MC 2.4. OR IUT supports primary rate access.

GFP_N7_09_041 **subclause 7.4.2.2, 5th paragraph** **invalid** **symmetrical**
 Ensure that the IUT, while in the Incoming Call Proceeding call state N09 and Call Held auxiliary state, on receipt of a RETRIEVE message,
 sends a RETRIEVE REJECT message with an appropriate cause value, if the Retrieve function is not permitted, and remains in the Call Held auxiliary state.
Selection: IUT supports basic access, point-to-point configuration? PICS: [11] MC 2.4. OR IUT supports primary rate access.

GFP_N7_09_042 **subclause 7.4.2.2, 5th paragraph** **invalid** **symmetrical**
 Ensure that the IUT, while in the Active call state N10 and Call Held auxiliary state, on receipt of a RETRIEVE message,
 sends a RETRIEVE REJECT message with an appropriate cause value, if the Retrieve function is not permitted, and remains in the Call Held auxiliary state.

6.2.2.2.4 **Clearing of a held call**

GFP_N7_10_01 **subclause 7.6** **valid** **symmetrical**
 Ensure that the IUT, while in the Outgoing Call Proceeding call state N03 and Call Held auxiliary state, following basic call clearing, on receipt of a RELEASE COMPLETE,
 enters the Idle auxiliary state.

GFP_N7_10_02 **subclause 7.6** **valid** **symmetrical**
 Ensure that the IUT, while in the Call Delivered call state N04 and Call Held auxiliary state, following basic call clearing, on receipt of a RELEASE COMPLETE,
 enters the Idle auxiliary state.

GFP_N7_10_03 **subclause 7.6** **valid** **symmetrical**
 Ensure that the IUT, while in the Call Received call state N07 and Call Held auxiliary state, following basic call clearing, on receipt of a RELEASE COMPLETE,
 enters the Idle auxiliary state.
Selection: IUT supports basic access, point-to-point configuration? PICS: [11] MC 2.4. OR IUT supports primary rate access.

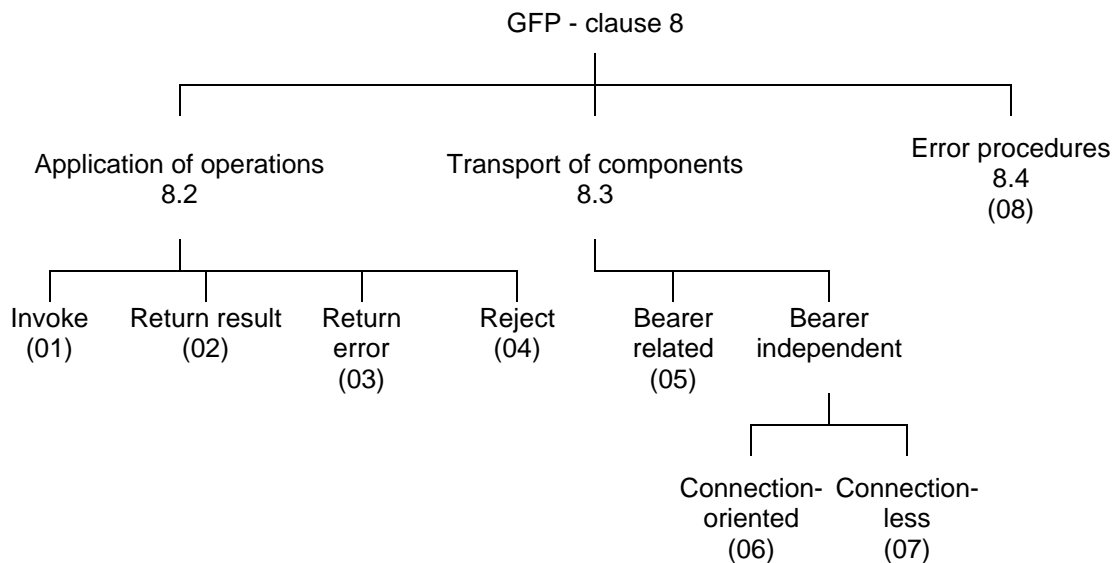
GFP_N7_10_04 **subclause 7.6** **valid** **symmetrical**
 Ensure that the IUT, while in the Connect Request call state N08 and Call Held auxiliary state, following basic call clearing, on receipt of a RELEASE COMPLETE,
 enters the Idle auxiliary state.
Selection: IUT supports basic access, point-to-point configuration? PICS: [11] MC 2.4. OR IUT supports primary rate access.

GFP_N7_10_05 **subclause 7.6** **valid** **symmetrical**
 Ensure that the IUT, while in the Incoming Call Proceeding call state N09 and Call Held auxiliary state, following basic call clearing, on receipt of a RELEASE COMPLETE,
 enters the Idle auxiliary state.
Selection: IUT supports basic access, point-to-point configuration? PICS: [11] MC 2.4. OR IUT supports primary rate access.

GFP_N7_10_06 **subclause 7.6** **valid** **symmetrical**
 Ensure that the IUT, while in the Active call state N10 and Call Held auxiliary state, following basic call clearing, on receipt of a RELEASE COMPLETE,
 enters the Idle auxiliary state.

6.2.3 TSS&TP for clause 8

6.2.3.1 TSS for clause 8



NOTE: Numbers in brackets represent group numbers and are used in TP identifiers.

Figure 3: TSS

6.2.3.2 TPs for clause 8

Selection: IUT supports the functional protocol for the control of supplementary services. PICS: MCn 2.

6.2.3.2.1 Introduction

How to apply these TPs:

These TPs are generic and so are not useable on their own. They should be parameterized and inserted into the appropriate supplementary service TSS&TP ETS. The following steps should be applied for each supplementary service TSS&TP ETS:

- combine table 1 with TPs from subclause 6.2.3.2.2;
- check supplementary service transport mechanism(s) supported and apply relevant TPs from subclause 6.2.3.2.3;
- apply TP from subclause 6.2.3.2.4.

6.2.3.2.2 Application of operations (subclause 8.2)

Table 3: Cross reference between transport mechanisms, call states, messages, call references and data links

Transport mechanism	<cstate> call state	<PDU> message	<CR> call reference	<transport> data link
Bearer related	<side> 00, 01, 02, 03, 04, 06, 07, 08, 09, 10, 11, 12, 19, 25	call control message FACILITY	CR of an existing call	
Bearer independent Connection oriented point to point	<side> 00, 19, 31	REGISTER FACILITY (call state 31 only) RELEASE RELEASE COMP STATUS (note 1) STATUS ENQ*	CR created	via point to point data link
Bearer independent Connectionless point to point	<side> any state	FACILITY (I-frame)	dummy CR	via point to point data link
Bearer independent Connectionless point to multipoint	<side> any state	FACILITY (UI-frame)	dummy CR	via broadcast data link
NOTE 1: STATUS, STATUS ENQUIRY not used for transportation of components.				
NOTE 2: <side>=N,U				

6.2.3.2.2.1 Invocation (subclause 8.2.2.1)

Selection: IUT supports use of the invocation procedure. PICS: SCn 2.1

GFP_N8_01_01 subclause 8.2.2.1 **symmetrical**

Ensure that the IUT, in call state <cstate> and in the <service> <sstate> state, to initiate an operation, sends a <PDU> message with <CR> containing a Facility information element with a <service> <component> invoke component (via <transport>) and enters the <service> <sstate> state.

GFP_N8_01_02 subclause 8.2.2. **symmetrical**

Ensure that the IUT, in call state <cstate> and in the <service> <sstate> state receiving a <PDU> message with <CR> containing a Facility information element with a <service> <component> invoke component (via <transport>), enters|remains in call state <cstate> and enters the <service> <sstate> state.

6.2.3.2.2.2 Return result (subclause 8.2.2.2)

Selection: IUT supports use of the return result procedure. PICS: SCn 2.2

GFP_N8_02_01 subclause 8.2.2.2 **symmetrical**

Ensure that the IUT, in call state <cstate> and in the <service> <sstate> state, to transfer the result of a successfully performed operation, sends a <PDU> message with <CR> containing a Facility information element with a <service> <component> return result component (via <transport>), enters|remains in call state <cstate> and enters the <service> <sstate> state.

GFP_N8_02_02 subclause 8.2.2.2 **symmetrical**

Ensure that the IUT, in call state <cstate> and in the <service> <sstate> state receiving a <PDU> message with <CR> containing a Facility information element with a <service> <component> return result component (via <transport>), enters|remains in call state <cstate> and enters the <service> <sstate> state.

6.2.3.2.2.3 Return error (subclause 8.2.2.3)

Selection: IUT supports use of the return error procedure. PICS: SCn 2.3

GFP_N8_03_01 subclause 8.2.2.3 symmetrical
 Ensure that the IUT, in call state <cstate> and in the <service> <sstate> state, to transfer error information in the case of an unsuccessfully performed operation,
 sends a <PDU> message with <CR> containing a Facility information element with a <service> <component> return error component (via <transport>), enters|remains in call state <cstate> and enters the <service> <sstate> state.

GFP_N8_03_02 subclause 8.2.2.3 symmetrical
 Ensure that the IUT, in call state <cstate> and in the <service> <sstate> state receiving a <PDU> message with <CR> containing a Facility information element with a <service> <component> return error component (via <transport>),
 enters|remains in call state <cstate> and enters the <service> <sstate> state.

6.2.3.2.2.4 Reject (subclause 8.2.2.4)

Selection: IUT supports use of the reject procedure. PICS: SCn 2.4

GFP_N8_04_01 subclause 8.2.2.4 symmetrical
 Ensure that the IUT, in call state <cstate> and in the <service> <sstate> state receiving a <PDU> message with <CR> containing a Facility information element with a reject component not including an invoke identifier (via <transport>),
 enters|remains in call state <cstate> and enters the <service> <sstate> state.

NOTE 1: The receipt of a reject component is dealt with according to the procedures defined in the individual supplementary service ETSs.

GFP_N8_04_02 subclause 8.2.2.4 symmetrical
 Ensure that the IUT, in call state <cstate> and in the <service> <sstate> state receiving a <PDU> message with <CR> containing a Facility information element with a reject component including a valid invoke identifier (via <transport>),
 enters|remains in call state <cstate> and enters the <service> <sstate> state.

GFP_N8_04_03 subclause 8.2.2.4 symmetrical
 Ensure that the IUT, in call state <cstate> and in the <service> <sstate> state detecting an <error> error classified as general-problem/<problem code> in a received <PDU> message with <CR> containing a Facility information element with a <service> <component> component (via <transport>),
 sends a <PDU> message with <CR> containing a Facility information element with a reject component indicating general-problem/<problem code> and including an invoke identifier or including NULL (via <transport>), enters|remains in call state <cstate> and enters the <service> <sstate> state.

NOTE 2: For list of problem-codes see table 2 or table D.1 of ETS 300 196-1 [1].

GFP_N8_04_04 subclause 8.2.2.4 symmetrical
 Ensure that the IUT, in call state <cstate> and in the <service> <sstate> state detecting an <error> error classified as <problem type>/<problem code> in a received <PDU> message with <CR> containing a Facility information element with a <service> <component> component (via <transport>),
 sends a <PDU> message with <CR> containing a Facility information element with a reject component indicating <problem type>/<problem code> and including a valid invoke identifier (via <transport>), enters|remains in call state <cstate> and enters the <service> <sstate> state.

NOTE 3: <problem type> = invoke-problem, return-result-problem or return-error-problem. For list of problem-codes see table 2 or table D.1 of ETS 300 196-1 [1].

6.2.3.2.3 Transport of components (subclause 8.3)

NOTE: Most TPs of subclause 6.2.3.2.2 also test the procedures of subclause 8.3 of ETS 300 196-1 [1]. Only additional procedures related to subclause 8.3 of ETS 300 196-1 [1], not already covered, are included below.

6.2.3.2.3.1 Bearer related transport (subclause 8.3.1)

Selection: IUT supports the bearer related supplementary services procedure. PICS: MCn 2.1.

GFP_N8_05_01 subclause 8.3.1.1.2 symmetrical

Ensure that the IUT, in call state <cstate> and in the <service> <sstate> state unable to process a <service> <component> invoke component, sends a <PDU1> message with <CR> containing a Facility information element with a <service> <component> <answer> component (via <transport>), enters|remains in call state <cstate> and enters the <service> <sstate> state or ignores the invocation.

NOTE: <PDU1> = DISCONNECT, RELEASE, RELEASE COMPLETE, FACILITY
<answer> = return error, reject

6.2.3.2.3.2 Bearer independent transport (subclause 8.3.2)

Selection: IUT supports the bearer independent supplementary services procedure. PICS: MCn 2.2.

6.2.3.2.3.2.1 Connection-oriented (subclause 8.3.2.1)

Selection: IUT supports the point-to-point (bearer independent) connection-oriented transport mechanism. PICS: MCn 2.5.

GFP_N8_06_01 subclause 8.3.2.1.1.1 symmetrical

Ensure that the IUT, in call state <side>00 in order to establish a connection towards the responder, sends a REGISTER message and enters the Bearer independent Transport call state <side>31.

GFP_N8_06_02 subclause 8.3.2.1.1.2 symmetrical

Ensure that the IUT, in call state <cstate> and in the <service> <sstate> state receiving a REGISTER message with a call reference in use, ignores the message and sends a STATUS message with a Cause information element containing the cause value #101, a Call state information element containing the call state and using the call reference value of the received REGISTER message and remains in the same states.

GFP_N8_06_03 subclause 8.3.2.1.1.2 symmetrical

Ensure that the IUT, in call state <side>00 and in the <service> <sstate> state receiving a REGISTER message containing a Facility information element with an invalid protocol profile, sends a RELEASE COMPLETE message containing cause #100 and using the call reference value of the received REGISTER message.

GFP_N8_06_04 subclause 8.3.2.1.1.1 & subclause [7] 5.8.3.2 d symmetrical

Ensure that the IUT, in call state <cstate> and in the <service> <sstate> state receiving a REGISTER message with a call reference not recognised as relating to a call and with the call reference flag set to "1", ignores the message.

GFP_N8_06_05 subclause 8.3.2.1.2.1 symmetrical

Ensure that the IUT, in call state <side>31 and in the <service> <sstate> state to transfer data, sends a FACILITY message and remains the same call state and enters the <service> <sstate> state.

GFP_N8_06_06 **subclause 8.3.2.1.2.2** **symmetrical**
Ensure that the IUT, in call state <side>31 and in the <service> <sstate> state receiving a message other than FACILITY, RELEASE, RELEASE COMPLETE, STATUS or STATUS ENQUIRY using the call reference assigned by a REGISTER message,
ignores the message and sends a STATUS message with a Cause information element containing the cause value #101 and a Call state information element containing the call state value 31.

GFP_N8_06_07 **subclause 8.3.2.1.2.2** **symmetrical**
Ensure that the IUT, in call state <side>31 and in the <service> <sstate> state receiving a FACILITY message containing a Facility information element with an invalid protocol profile,
ignores the message and sends a STATUS message with a Cause information element containing the cause value #100.

GFP_N8_06_08 **subclause 8.3.2.1.3.1** **symmetrical**
Ensure that the IUT, in call state <side>31 to clear the connection,
sends a RELEASE message and enters the call state <side> 19.

GFP_N8_06_09 **subclause [7] 5.8**
Ensure that the IUT in call state <side>31 and in the <service> <sstate> state , on receipt of a FACILITY message delivered in a DL-UNIT-DATA-INDICATION,
sends no message or processes the message as valid.

GFP_N8_06_010 **subclause [7] 5.8.3.1**
Ensure that the IUT in call state <side>31 and in the <service> <sstate> state , on receipt of a FACILITY message using the dummy call reference,
sends no message.

GFP_N8_06_011 **subclause [7] 5.8.3.2 a**
Ensure that the IUT in call state <side>31 and in the <service> <sstate> state for CR1, on receipt of a FACILITY message for CR2 which is not recognised as relating to a call,
sends a STATUS message for CR2 with a Cause information element indicating the cause value 81 "invalid call reference value for CR2 and remains in call state <side>31 and in the <service> <sstate> state for CR1.

GFP_N8_06_012 **subclause [7] 5.8.3.2 f**
Ensure that the IUT in call state <side>31 and in the <service> <sstate> state , on receipt of a FACILITY message using the global call reference,
sends a STATUS message using the global call reference with a Call state information element indicating the call state associated with the global call reference and a Cause information element indicating the cause value 81 "invalid call reference value.

GFP_N8_06_013 **subclause [7] 5.8.4**
Ensure that the IUT in call state <side>31 and in the <service> <sstate> state , on receipt of an inopportune message (ALERTING),
sends either a STATUS message with a Cause information element indicating the cause value 98 "message type not compatible with call state or message type non-existent or not implemented" or 101 "message not compatible with call state" or a STATUS ENQUIRY message.

GFP_N8_06_014 **subclause [7] 5.8.8**
Ensure that the IUT in call state <side>31 and in the <service> <sstate> state , on receipt of a DL-ESTABLISH-INDICATION,
sends no message.

GFP_N8_06_015 **subclause [7] 5.8.11**
Ensure that the IUT in call state <side>31 and in the <service> <sstate> state , on receipt of a STATUS message with a Call state information element indicating the Null call state,
sends no message and enters the Null call state N00.

GFP_N8_06_016 **subclause [7] 5.8.1**
Ensure that the IUT in call state <side>31 and in the <service> <sstate> state , on receipt of a FACILITY message with an erroneous protocol discriminator, coded other than '08'H,
sends no message.

GFP_N8_06_017 **subclause [7] 5.8.2**

Ensure that the IUT in call state <side>31 and in the <service> <sstate> state , on receipt of a message which is too short,
sends no message.

GFP_N8_06_018 **subclause [7] 5.8.3.1**

Ensure that the IUT in call state <side>31 and in the <service> <sstate> state , on receipt of a FACILITY message with an invalid call reference format (octet 1, bits 8 - 5 <> '0000'B),
sends no message.

GFP_N8_06_019 **subclause [7] 5.8.3.1**

Ensure that the IUT in call state <side>31 and in the <service> <sstate> state , on receipt of a FACILITY message with an invalid call reference format (octet 1, bits 4 - 1, length value too high),
sends no message.

GFP_N8_06_020 **subclause [7] 5.8.4**

Ensure that the IUT in call state <side>31 and in the <service> <sstate> state , on receipt of a message with an unrecognised message type,
sends either a STATUS message with a Cause information element indicating the cause value 98 "message type not compatible with call state or message type non-existent or not implemented" or 97 "message type non-existent or not implemented" or a STATUS ENQUIRY message.

GFP_N8_06_021 **subclause [7] 5.8.6.1**

Ensure that the IUT in call state <side>31 and in the <service> <sstate> state , on receipt of a FACILITY message with a mandatory information element missing,
sends a STATUS message with a Cause information element indicating the cause value 96 "mandatory information element missing".

GFP_N8_06_022 **subclause [7] 5.8.6.2**

Ensure that the IUT in call state <side>31 and in the <service> <sstate> state , on receipt of a FACILITY message with a mandatory information element content error,
sends a STATUS message with a Cause information element indicating the cause value 100 "invalid information element contents".

GFP_N8_06_023 **subclause [7] 5.8.7.1, 5.8.6.1**

Ensure that the IUT in call state <side>31 and in the <service> <sstate> state , on receipt of a FACILITY message with an unrecognised information element (coded comprehension required),
sends a STATUS message with a Cause information element indicating the cause value 96 "mandatory information element missing".

GFP_N8_06_024 **subclause [7] 5.8.7.1**

Ensure that the IUT in call state <side>31 and in the <service> <sstate> state , on receipt of a FACILITY message with an unrecognised information element (coded comprehension not required),
processes the message as valid and optionally sends a STATUS message with a Cause information element indicating the cause value 99 "information element non-existent or not implemented".

GFP_N8_06_025 **subclause [7] 5.8.7.2**

Ensure that the IUT in call state <side>31 and in the <service> <sstate> state , on receipt of a FACILITY message with a non-mandatory information element content error,
processes the message as valid and optionally sends a STATUS message with a Cause information element indicating the cause value 100 "invalid information element contents".

6.2.3.2.3.2.2 Connectionless (subclauses 8.3.2.2 and 8.3.2.4)

Selection: IUT supports the (bearer independent) connectionless transport mechanism. PICS: MCn 2.6 OR MCn 2.7.

GFP_N8_07_01 subclause 8.3.2 valid network

Ensure that the IUT, in the <service> <sstate> state, to send a component to control a supplementary service,

sends a FACILITY message with a dummy call reference containing a Facility information element with a <component> and a Called party number information element.

Selection: IUT supports MSN supplementary service. PIXIT.

GFP_N8_07_02 subclause 8.3.2 valid network

Ensure that the IUT, in the <service> <sstate> state, to send a component to control a supplementary service,

sends a FACILITY message with a dummy call reference containing a Facility information element with a <component> and a Called party subaddress information element.

Selection: IUT supports SUB supplementary service. PIXIT.

GFP_N8_07_03 subclauses 8.3.2.2.2 & 8.3.2.4.2 symmetrical

Ensure that the IUT, in the <service> <sstate> state, receiving a FACILITY message with a dummy call reference containing a Facility information element with an invalid protocol profile, ignores the message.

GFP_N8_07_04 subclauses 8.3.2.2.2 & 8.3.2.4.2 symmetrical

Ensure that the IUT, in the <service> <sstate> state, receiving FACILITY message with a dummy call reference but without a Facility information element, ignores the message.

GFP_N8_07_05 subclauses 8.3.2.2.2 & 8.3.2.4.2 symmetrical

Ensure that the IUT, in the <service> <sstate> state, receiving a message other than FACILITY with a dummy call reference and this message does not apply to some other application of the dummy call reference,

ignores the message.

6.2.3.2.4 Error procedures (subclause 8.4)

GFP_N8_08_01 subclause 8.4.2 symmetrical

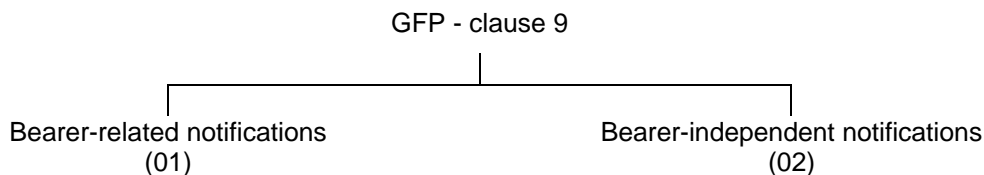
Ensure that the IUT, on receipt of an unknown value (data element) in an <element>, and if all values which are neither optional nor have default values assigned are correctly received,

ignores these unknown values and does not reject these components with problem code of "mistyped <element>".

NOTE: <element> = argument, result or parameter.

6.2.4 TSS&TP for clause 9

6.2.4.1 TSS for clause 9



NOTE: Numbers in brackets represent group numbers and are used in TP identifiers.

Figure 4: Test suite structure

6.2.4.2 TPs for clause 9

Selection: IUT supports notification category procedures? PICS: MCn 3.

6.2.4.2.1 Introduction

How to apply these TPs:

These TPs are generic and so are not useable on their own. They should be parameterized and inserted into the appropriate supplementary service TSS&TP ETSS. Each occurrence of a word enclosed in "<" and ">" should be replaced by the appropriate expression for the applicable supplementary service.

6.2.4.2.2 Bearer-related notifications

Selection: IUT supports the transport of Bearer-related notifications? PICS: MCn 3.1.

GFP_N9_01_001 **subclause 9.3.1** **valid** **symmetrical**
 Ensure that the IUT, in the call state <state>, to deliver <service> notification information in the call establishment phase,
 sends a call control message (e.g. SETUP) containing a Notification indicator information element.
Selection: IUT supports notification indicators. PICS: SCn 3.1.

GFP_N9_01_002 **subclause 9.3.1** **valid** **symmetrical**
 Ensure that the IUT, in the call state <state>, to deliver <service> notification information in the call establishment phase,
 sends a call control message (e.g. SETUP) containing a <parameter> information element or a Notification indicator information element including Basic Encoding Rules (BER) encoded information.
Selection: IUT supports notification parameters. PICS: SCn 3.2.

GFP_N9_01_003 **subclause 9.3.1** **valid** **symmetrical**
 Ensure that the IUT, in the call state <state>, to deliver <service> notification information in the call clearing phase,
 sends a call control message (e.g. RELEASE) containing a Notification indicator information element.
Selection: IUT supports notification indicators. PICS: SCn 3.1.

GFP_N9_01_004 **subclause 9.3.1** **valid** **symmetrical**
 Ensure that the IUT, in the call state <state>, to deliver <service> notification information in the call clearing phase,
 sends a call control message (e.g. RELEASE) containing a <parameter> information element or a Notification indicator information element including BER encoded information.
Selection: IUT supports notification parameters. PICS: SCn 3.2.

GFP_N9_01_005 **subclause 9.3.1** **valid** **symmetrical**
 Ensure that the IUT, in the call state <state>, to transfer <service> notification information coinciding with the sending of a FACILITY message,
 sends a FACILITY message containing a Notification indicator information element.
Selection: IUT supports notification indicators. PICS: SCn 3.1.

GFP_N9_01_006 **subclause 9.3.1** **valid** **symmetrical**
 Ensure that the IUT, in the call state <state>, to transfer <service> notification information coinciding with the sending of a FACILITY message,
 sends a FACILITY message containing a <parameter> information element or a Notification indicator information element including BER encoded information.
Selection: IUT supports notification parameters. PICS: SCn 3.2.

GFP_N9_01_007 **subclause 9.3.1** **valid** **symmetrical**
 Ensure that the IUT, in the Active call state U10, to transfer <service> notification information, not coinciding with the sending of a FACILITY message,
 sends a NOTIFY message containing a Notification indicator information element.
Selection: IUT supports notification indicators. PICS: SCn 3.1.

GFP_N9_01_008 **subclause 9.3.1** **valid** **symmetrical**
 Ensure that the IUT, in the Active call state U10, to transfer <service> notification information, not coinciding with the sending of a FACILITY message,
 sends a NOTIFY message containing a <parameter> information element or a Notification indicator information element including BER encoded information.
Selection: IUT supports notification parameters. PICS: SCn 3.2.

GFP_N9_01_009 **subclause 9.3.1** **valid**
 Ensure that the IUT, in call state N01 (having received a SETUP message), to transfer <service> notification information,
 sends, as its first response, a SETUP ACKNOWLEDGE, CALL PROCEEDING, ALERTING or a CONNECT message containing notification information.

GFP_N9_01_010 **subclause 9.3.1** **valid**
 Ensure that the IUT, in call state N06 (having sent a SETUP message), to transfer <service> notification information,
 does not send, before receiving its first response to the SETUP message, a NOTIFY message.

GFP_N9_01_011 **subclause 9.3.1** **valid**
 Ensure that the IUT, in call state N12 (having initiated call clearing), to transfer <service> notification information,
 does not send a NOTIFY message (containing <service> notification information).

GFP_N9_01_012 **subclause 9.3.1** **valid**
 Ensure that the IUT, in call state N11 (having received a DISCONNECT message), to transfer <service> notification information,
 sends a RELEASE or a RELEASE COMPLETE message containing notification information.

GFP_N9_01_013 **subclause 9.3.1** **valid**
 Ensure that the IUT, in the call state <state>, on receipt of a valid <service> notification,
 continues basic call handling (if appropriate) and sends no message or information element related to the receipt of the notification.
Selection: IUT supports network option to check validity of notification contents?

NOTE 1: Subclause 9.3.1 of ETS 300 196-1 [1] specifies that in the above circumstances the network shall "forward the notification to the other user involved in the call". In this document it is not possible to specify TPs related to the behaviour of the network between two access points as this is not directly related to user-network protocol.

GFP_N9_01_014 **subclause 9.3.1** **valid** **symmetrical**
 Ensure that the IUT, in the call state <state>, having sent a NOTIFY message,
 remains in the same call state.

GFP_N9_01_015 **subclause 9.3.1** **valid** **symmetrical**

Ensure that the IUT, in the call state <state>, on receipt of a valid NOTIFY message, sends no message and remains in the same call state.

GFP_N9_01_016 **subclause 9.3.2** **invalid** **symmetrical**

Ensure that the IUT, in the call state <state>, on receipt of a NOTIFY message containing no Notification indicator information element, sends a STATUS message with cause #96.

GFP_N9_01_017 **subclause 9.3.2** **invalid** **symmetrical**

Ensure that the IUT, in the call state <state>, on receipt of a NOTIFY message where it does not recognise a new codepoint in a Notification indicator information element, sends a STATUS message with cause #100 or sends no message.

Selection: IUT supports notification indicators. PICS: SCu 3.1.

GFP_N9_01_018 **subclause 9.3.2** **invalid** **symmetrical**

Ensure that the IUT, in the call state <state>, on receipt of a NOTIFY message where it does not recognise extension contents of the Notification indicator information element, sends a STATUS message with cause #100 or sends no message.

Selection: IUT supports notification parameters. PICS: SCu 3.2.

GFP_N9_01_019 **subclause 9.3.2** **invalid** **symmetrical**

Ensure that the IUT, in the call state <state>, on receipt of a <message> where it does not recognise a new codepoint in a Notification indicator information element, sends a STATUS message with cause #100 or sends no message.

Selection: IUT supports notification indicators. PICS: SCu 3.1.

NOTE 2: <message> = any message other than NOTIFY which can contain a Notification indicator information element.

GFP_N9_01_020 **subclause 9.3.2** **invalid** **symmetrical**

Ensure that the IUT, in the call state <state>, on receipt of a <message> where it does not recognise extension contents of the Notification indicator information element, sends a STATUS message with cause #100 or sends no message.

Selection: IUT supports notification parameters. PICS: SCu 3.2.

NOTE 3: <message> = any message other than NOTIFY which can contain a Notification indicator information element.

NOTE 4: Subclause 9.3.2 of ETS 300 196-1 [1] specifies that in some of the circumstances mentioned in the above TPs "the notification shall be discarded and not forwarded to the other user involved in the call". In this document it is not possible to specify TPs related to the behaviour of the network between two access points as this is not directly related to user-network protocol.

6.2.4.2.3 Bearer-independent notifications (subclause 9.4)

Selection: IUT supports the transport of Bearer-independent notifications? PICS: MCn 3.2.

GFP_N9_02_01 **subclause 9.4.1** **valid**

Ensure that the IUT, in the call state <state>, to deliver <service> bearer-independent notifications, sends, using DL-DATA-REQUEST primitive, a NOTIFY message using the dummy call reference.

Selection: IUT supports point-to-point configuration. PICS: [11] MC 2.4 OR IUT supports primary rate access.

GFP_N9_02_02

subclause 9.4.1

valid

Ensure that the IUT, in the call state <state>, to deliver <service> bearer-independent notifications, sends, using DL-UNIT DATA-REQUEST primitive, a NOTIFY message using the dummy call reference.

Selection: IUT supports basic access, point-to-multipoint configuration. PICS: [11] MC 2.5.

6.2.5 TSS&TP for clause 10

6.2.5.1 TSS for clause 10

Network-side channel reservation function	(Group number)
Implicit reservation	
Implicit reservation creation (subclause 10.1.1.1)	
Channel reserved	(01)
Receipt of HOLD ACK	(02)
Sending of HOLD ACK	(03)
Receipt of RELEASE COMPLETE	
Call Held aux state	(04)
Retrieve Request aux state	(05)
Retrieve Indication aux state	(06)
Sending of RELEASE COMPLETE	
Call Held aux state	(07)
Retrieve Request aux state	(08)
Retrieve Indication aux state	(09)
Sending of SUSPEND ACK	
Call Held aux state	(10)
Retrieve Request aux state	(11)
Retrieve Indication aux state	(12)
Sending of RESTART ACK	(13)
Receiving of RESTART ACK	(14)
Implicit reservation use (subclause 10.1.1.2)	(15)
Implicit reservation cancellation (subclause 10.1.1.3)	(16)
Explicit reservation	
Explicit reservation control (subclause 10.1.2.1)	
Invocation	
With reservation indicator	(17)
Without reservation indicator	(18)
No reservation required	(19)
Return error	(20)
Explicit reservation management (subclause 10.1.2.2)	
Absence of invoke	(21)
Invoke	(22)
Return error	(23)
Explicit reservation cancellation (subclause 10.1.2.3)	
Invoke	(24)
Return error	(25)
Other	(26)
Generic procedures for supplementary service management	
Activation	(27)
Deactivation	(28)
Interrogation	(29)
Generic status request procedure	(30)

NOTE 1: Numbers in brackets represent group numbers and are used in TP identifiers.

NOTE 2: The above TSS is hierarchically structured from left to right rather than the more usual top-down approach. This allows the TSS to appear on a single page.

Figure 5: TSS

6.2.5.2 TPs for clause 10

How to apply these TPs:

TPs not containing words enclosed in "<" and ">" are testable on their own.

6.2.5.2.1 Network-side channel reservation function

6.2.5.2.1.1 Implicit reservation

Selection: IUT supports implicit reservation. PICS: MCn 4.1.

6.2.5.2.1.1.1 Implicit reservation creation

6.2.5.2.1.1.1.1 Channel reserved

GFP_N10_01_001 **subclause 10.1.1.1, 1st paragraph** **inopportune** **mandatory**
Ensure that the IUT, while in the Null call state N00, after reserving B1 channel, on receipt of a SETUP message with Channel Identification information element coded as B1 exclusive, responds with a RELEASE COMPLETE with cause #34 or #44 and remains in the Null call state N00.

GFP_N10_01_002 **subclause 10.1.1.1, 1st paragraph** **inopportune** **mandatory**
Ensure that the IUT, while in the Null call state N00, after reserving B1 channel, on receipt of a SETUP message with Channel Identification information element coded as B1 exclusive, responds with an ALERTING message with Notification Indicator information element coded as "call is a waiting call".

6.2.5.2.1.1.1.2 Receipt of HOLD ACKNOWLEDGE

GFP_N10_02_001 **subclause 10.1.1.1, 2nd a)** **valid** **mandatory**
Ensure that the IUT, while in the Call Received call state N07 and Idle auxiliary state for call 1 and the Active call state N10 and Hold Request auxiliary state for call 2, on receipt of a HOLD ACKNOWLEDGE for call 2, reserves a channel for that call.

GFP_N10_02_002 **subclause 10.1.1.1, 2nd a)** **valid** **mandatory**
Ensure that the IUT, while in the Connect Request call state N08 and Idle auxiliary state for call 1 and the Active call state N10 and Hold Request auxiliary state for call 2, on receipt of a HOLD ACKNOWLEDGE for call 2, reserves a channel for that call.

GFP_N10_02_003 **subclause 10.1.1.1, 2nd a)** **valid** **mandatory**
Ensure that the IUT, while in the Incoming Call Proceeding call state N09 and Idle auxiliary state for call 1 and the Active call state N10 and Hold Request auxiliary state for call 2, on receipt of a HOLD ACKNOWLEDGE for call 2, reserves a channel for that call.

GFP_N10_02_004 **subclause 10.1.1.1, 2nd a)** **valid** **mandatory**
Ensure that the IUT, while in the Call Received call state N07 and Call Held auxiliary state for call 1 and the Active call state N10 and Hold Request auxiliary state for call 2, on receipt of a HOLD ACKNOWLEDGE for call 2, reserves a channel for that call.

GFP_N10_02_005 **subclause 10.1.1.1, 2nd a)** **valid** **mandatory**
Ensure that the IUT, while in the Connect Request call state N08 and Call Held auxiliary state for call 1 and the Active call state N10 and Hold Request auxiliary state for call 2, on receipt of a HOLD ACKNOWLEDGE for call 2, reserves a channel for that call.

GFP_N10_02_006 **subclause 10.1.1.1, 2nd a)** **valid** **mandatory**
 Ensure that the IUT, while in the Incoming Call Proceeding call state N09 and Call Held auxiliary state for call 1 and the Active call state N10 and Hold Request auxiliary state for call 2, on receipt of a HOLD ACKNOWLEDGE for call 2,
 reserves a channel for that call.

6.2.5.2.1.1.1.3 **Sending of HOLD ACKNOWLEDGE**

GFP_N10_03_001 **subclause 10.1.1.1, 2nd a)** **valid** **mandatory**
 Ensure that the IUT, while in the Call Received call state N07 and Idle auxiliary state for call 1 and the Active call state N10 and Hold Indication auxiliary state for call 2, after sending a HOLD ACKNOWLEDGE for call 2,
 reserves a channel for that call.

GFP_N10_03_002 **subclause 10.1.1.1, 2nd a)** **valid** **mandatory**
 Ensure that the IUT, while in the Connect Request call state N08 and Idle auxiliary state for call 1 and the Active call state N10 and Hold Indication auxiliary state for call 2, after sending a HOLD ACKNOWLEDGE for call 2,
 reserves a channel for that call.

GFP_N10_03_003 **subclause 10.1.1.1, 2nd a)** **valid** **mandatory**
 Ensure that the IUT, while in the Incoming Call Proceeding call state N09 and Idle auxiliary state for call 1 and the Active call state N10 and Hold Indication auxiliary state for call 2, after sending a HOLD ACKNOWLEDGE for call 2,
 reserves a channel for that call.

GFP_N10_03_004 **subclause 10.1.1.1, 2nd a)** **valid** **mandatory**
 Ensure that the IUT, while in the Call Received call state N07 and Call Held auxiliary state for call 1 and the Active call state N10 and Hold Indication auxiliary state for call 2, after sending a HOLD ACKNOWLEDGE for call 2,
 reserves a channel for that call.

GFP_N10_03_05 **subclause 10.1.1.1, 2nd a)** **valid** **mandatory**
 Ensure that the IUT, while in the Connect Request call state N08 and Call Held auxiliary state for call 1 and the Active call state N10 and Hold Indication auxiliary state for call 2, after sending a HOLD ACKNOWLEDGE for call 2,
 reserves a channel for that call.

GFP_N10_03_06 **subclause 10.1.1.1, 2nd a)** **valid** **mandatory**
 Ensure that the IUT, while in the Incoming Call Proceeding call state N09 and Call Held auxiliary state for call 1 and the Active call state N10 and Hold Indication auxiliary state for call 2, after sending a HOLD ACKNOWLEDGE for call 2,
 reserves a channel for that call.

6.2.5.2.1.1.1.4 **Receipt of RELEASE COMPLETE**

6.2.5.2.1.1.1.4.1 **Call Held auxiliary state**

GFP_N10_04_01 **subclause 10.1.1.1, 2nd b)** **valid** **mandatory**
 Ensure that IUT, while in the Overlap Sending call state N02 and Idle auxiliary state for call 1 and the Active call state N10 and Call Held auxiliary state for call 2, on receipt of a RELEASE COMPLETE for call 1,
 creates a reservation against that CEI.

GFP_N10_04_02 **subclause 10.1.1.1, 2nd b)** **valid** **mandatory**
 Ensure that IUT, while in the Outgoing Call Proceeding call state N03 and Idle auxiliary state for call 1 and the Active call state N10 and Call Held auxiliary state for call 2, on receipt of a RELEASE COMPLETE for call 1,
 creates a reservation against that CEI.

- GFP_N10_04_03** **subclause 10.1.1.1, 2nd b)** **valid** **mandatory**
 Ensure that IUT, while in the Call Delivered call state N04 and Idle auxiliary state for call 1 and the Active call state N10 and Call Held auxiliary state for call 2, on receipt of a RELEASE COMPLETE for call 1, creates a reservation against that CEI.
- GFP_N10_04_04** **subclause 10.1.1.1, 2nd b)** **valid** **mandatory**
 Ensure that IUT, while in the Overlap Sending call state N02 and Hold Request auxiliary state for call 1 and the Active call state N10 and Call Held auxiliary state for call 2, on receipt of a RELEASE COMPLETE for call 1, creates a reservation against that CEI.
- GFP_N10_04_05** **subclause 10.1.1.1, 2nd b)** **valid** **mandatory**
 Ensure that IUT, while in the Outgoing Call Proceeding call state N03 and Hold Request auxiliary state for call 1 and the Active call state N10 and Call Held auxiliary state for call 2, on receipt of a RELEASE COMPLETE for call 1, creates a reservation against that CEI.
- GFP_N10_04_06** **subclause 10.1.1.1, 2nd b)** **valid** **mandatory**
 Ensure that IUT, while in the Call Delivered call state N04 and Hold Request auxiliary state for call 1 and the Active call state N10 and Call Held auxiliary state for call 2, on receipt of a RELEASE COMPLETE for call 1, creates a reservation against that CEI.
- GFP_N10_04_07** **subclause 10.1.1.1, 2nd b)** **valid** **mandatory**
 Ensure that IUT, while in the Active call state N10 and Hold Request auxiliary state for call 1 and the Active call state N10 and Call Held auxiliary state for call 2, on receipt of a RELEASE COMPLETE for call 1, creates a reservation against that CEI.
- GFP_N10_04_08** **subclause 10.1.1.1, 2nd b)** **valid** **mandatory**
 Ensure that IUT, while in the Active call state N10 and Idle auxiliary state for call 1 and the Active call state N10 and Call Held auxiliary state for call 2, on receipt of a RELEASE COMPLETE for call 1, creates a reservation against that CEI.
- GFP_N10_04_09** **subclause 10.1.1.1, 2nd b)** **valid**
 Ensure that IUT, while in the Call Received call state N07 for call 1 and the Active call state N10 and Call Held auxiliary state for call 2, on receipt of a RELEASE COMPLETE for call 1, creates a reservation against that CEI.
Selection: IUT supports point-to-point configuration. PICS: [11] MC 2.4 OR IUT supports primary rate access.
- GFP_N10_04_010** **subclause 10.1.1.1, 2nd b)** **valid**
 Ensure that IUT, while in the Connect Request call state N08 for call 1 and the Active call state N10 and Call Held auxiliary state for call 2, on receipt of a RELEASE COMPLETE for call 1, creates a reservation against that CEI.
Selection: IUT supports point-to-point configuration. PICS: [11] MC 2.4 OR IUT supports primary rate access.
- GFP_N10_04_011** **subclause 10.1.1.1, 2nd b)** **valid**
 Ensure that IUT, while in the Incoming Call Proceeding call state N09 for call 1 and the Active call state N10 and Call Held auxiliary state for call 2, on receipt of a RELEASE COMPLETE for call 1, creates a reservation against that CEI.
Selection: IUT supports point-to-point configuration. PICS: [11] MC 2.4 OR IUT supports primary rate access.
- GFP_N10_04_012** **subclause 10.1.1.1, 2nd b)** **valid**
 Ensure that IUT, while in the Overlap Receiving call state N25 for call 1 and the Active call state N10 and Call Held auxiliary state for call 2, on receipt of a RELEASE COMPLETE for call 1, creates a reservation against that CEI.
Selection: IUT supports point-to-point configuration. PICS: [11] MC 2.4 OR IUT supports primary rate access.

GFP_N10_04_013 **subclause 10.1.1.1, 2nd b)** **valid**

Ensure that IUT, while in the Disconnect Request call state N11 for call 1 (reached via Active state N10) and the Active call state N10 and Call Held auxiliary state for call 2, on receipt of a RELEASE COMPLETE for call 1,
creates a reservation against that CEI.

GFP_N10_04_014 **subclause 10.1.1.1, 2nd b)** **valid**

Ensure that IUT, while in the Disconnect Indication call state N12 for call 1 (reached via Active state N10) and the Active call state N10 and Call Held auxiliary state for call 2, on receipt of a RELEASE COMPLETE for call 1,
creates a reservation against that CEI.

GFP_N10_04_015 **subclause 10.1.1.1, 2nd b)** **valid**

Ensure that IUT, while in the Release Request call state N19 for call 1 (reached via Active state N10) and the Active call state N10 and Call Held auxiliary state for call 2, on receipt of a RELEASE COMPLETE for call 1,
creates a reservation against that CEI.

6.2.5.2.1.1.1.4.2 Retrieve Request auxiliary state

GFP_N10_05_01 **subclause 10.1.1.1, 2nd b)** **valid**

Ensure that IUT, while in the Overlap Sending call state N02 and Idle auxiliary state for call 1 and the Active call state N10 and Retrieve Request auxiliary state for call 2, on receipt of a RELEASE COMPLETE for call 1,
creates a reservation against that CEI.

GFP_N10_05_02 **subclause 10.1.1.1, 2nd b)** **valid**

Ensure that IUT, while in the Outgoing Call Proceeding call state N03 and Idle auxiliary state for call 1 and the Active call state N10 and Retrieve Request auxiliary state for call 2, on receipt of a RELEASE COMPLETE for call 1,
creates a reservation against that CEI.

GFP_N10_05_03 **subclause 10.1.1.1, 2nd b)** **valid**

Ensure that IUT, while in the Call Delivered call state N04 and Idle auxiliary state for call 1 and the Active call state N10 and Retrieve Request auxiliary state for call 2, on receipt of a RELEASE COMPLETE for call 1,
creates a reservation against that CEI.

GFP_N10_05_04 **subclause 10.1.1.1, 2nd b)** **valid**

Ensure that IUT, while in the Overlap Sending call state N02 and Hold Request auxiliary state for call 1 and the Active call state N10 and Retrieve Request auxiliary state for call 2, on receipt of a RELEASE COMPLETE for call 1,
creates a reservation against that CEI.

GFP_N10_05_05 **subclause 10.1.1.1, 2nd b)** **valid**

Ensure that IUT, while in the Outgoing Call Proceeding call state N03 and Hold Request auxiliary state for call 1 and the Active call state N10 and Retrieve Request auxiliary state for call 2, on receipt of a RELEASE COMPLETE for call 1,
creates a reservation against that CEI.

GFP_N10_05_06 **subclause 10.1.1.1, 2nd b)** **valid**

Ensure that IUT, while in the Call Delivered call state N04 and Hold Request auxiliary state for call 1 and the Active call state N10 and Retrieve Request auxiliary state for call 2, on receipt of a RELEASE COMPLETE for call 1,
creates a reservation against that CEI.

GFP_N10_05_07 **subclause 10.1.1.1, 2nd b)** **valid**

Ensure that IUT, while in the Active call state N10 and Idle auxiliary state for call 1 and the Active call state N10 and Retrieve Request auxiliary state for call 2, on receipt of a RELEASE COMPLETE for call 1,
creates a reservation against that CEI.

GFP_N10_05_08 subclause 10.1.1.1, 2nd b) valid

Ensure that IUT, while in the Active call state N10 and Hold Request auxiliary state for call 1 and the Active call state N10 and Retrieve Request auxiliary state for call 2, on receipt of a RELEASE COMPLETE for call 1,
creates a reservation against that CEI.

6.2.5.2.1.1.4.3 Retrieve Indication auxiliary state**GFP_N10_06_01 subclause 10.1.1.1, 2nd b) valid**

Ensure that IUT, while in the Overlap Sending call state N02 and Idle auxiliary state for call 1 and the Active call state N10 and Retrieve Indication auxiliary state for call 2, on receipt of a RELEASE COMPLETE for call 1,
creates a reservation against that CEI.

GFP_N10_06_02 subclause 10.1.1.1, 2nd b) valid

Ensure that IUT, while in the Outgoing Call Proceeding call state N03 and Idle auxiliary state for call 1 and the Active call state N10 and Retrieve Indication auxiliary state for call 2, on receipt of a RELEASE COMPLETE for call 1,
creates a reservation against that CEI.

GFP_N10_06_03 subclause 10.1.1.1, 2nd b) valid

Ensure that IUT, while in the Call Delivered call state N04 and Idle auxiliary state for call 1 and the Active call state N10 and Retrieve Indication auxiliary state for call 2, on receipt of a RELEASE COMPLETE for call 1,
creates a reservation against that CEI.

GFP_N10_06_04 subclause 10.1.1.1, 2nd b) valid

Ensure that IUT, while in the Overlap Sending call state N02 and Hold Request auxiliary state for call 1 and the Active call state N10 and Retrieve Indication auxiliary state for call 2, on receipt of a RELEASE COMPLETE for call 1,
creates a reservation against that CEI.

GFP_N10_06_05 subclause 10.1.1.1, 2nd b) valid

Ensure that the IUT, while in the Outgoing Call Proceeding call state N03 and Hold Request auxiliary state for call 1 and the Active call state N10 and Retrieve Indication auxiliary state for call 2, on receipt of a RELEASE COMPLETE for call 1,
creates a reservation against that CEI.

GFP_N10_06_06 subclause 10.1.1.1, 2nd b) valid

Ensure that the IUT, while in the Call Delivered call state N04 and Hold Request auxiliary state for call 1 and the Active call state N10 and Retrieve Indication auxiliary state for call 2, on receipt of a RELEASE COMPLETE for call 1,
creates a reservation against that CEI.

GFP_N10_06_07 subclause 10.1.1.1, 2nd b) valid

Ensure that the IUT, while in the Active call state N10 and Idle auxiliary state for call 1 and the Active call state N10 and Retrieve Indication auxiliary state for call 2, on receipt of a RELEASE COMPLETE for call 1,
creates a reservation against that CEI.

GFP_N10_06_08 subclause 10.1.1.1, 2nd b) valid

Ensure that the IUT, while in the Active call state N10 and Hold Request auxiliary state for call 1 and the Active call state N10 and Retrieve Indication auxiliary state for call 2, on receipt of a RELEASE COMPLETE for call 1,
creates a reservation against that CEI.

6.2.5.2.1.1.1.5 Sending of RELEASE COMPLETE

6.2.5.2.1.1.1.5.1 Call Held auxiliary state

GFP_N10_07_01 subclause 10.1.1.1, 2nd b) valid

Ensure that the IUT, while in the Overlap Sending call state N02 and Idle auxiliary state for call 1 and the Active call state N10 and Call Held auxiliary state for call 2, after sending a RELEASE COMPLETE for call 1,
creates a reservation against that CEI.

GFP_N10_07_02 subclause 10.1.1.1, 2nd b) valid

Ensure that the IUT, while in the Outgoing Call Proceeding call state N03 and Idle auxiliary state for call 1 and the Active call state N10 and Call Held auxiliary state for call 2, after sending a RELEASE COMPLETE for call 1,
creates a reservation against that CEI.

GFP_N10_07_03 subclause 10.1.1.1, 2nd b) valid

Ensure that the IUT, while in the Call Delivered call state N04 and Idle auxiliary state for call 1 and the Active call state N10 and Call Held auxiliary state for call 2, after sending a RELEASE COMPLETE for call 1,
creates a reservation against that CEI.

GFP_N10_07_04 subclause 10.1.1.1, 2nd b) valid

Ensure that the IUT, while in the Overlap Sending call state N02 and Hold Request auxiliary state for call 1 and the Active call state N10 and Call Held auxiliary state for call 2, after sending a RELEASE COMPLETE for call 1,
creates a reservation against that CEI.

GFP_N10_07_05 subclause 10.1.1.1, 2nd b) valid

Ensure that the IUT, while in the Outgoing Call Proceeding call state N03 and Hold Request auxiliary state for call 1 and the Active call state N10 and Call Held auxiliary state for call 2, after sending a RELEASE COMPLETE for call 1,
creates a reservation against that CEI.

GFP_N10_07_06 subclause 10.1.1.1, 2nd b) valid

Ensure that the IUT, while in the Call Delivered call state N04 and Hold Request auxiliary state for call 1 and the Active call state N10 and Call Held auxiliary state for call 2, after sending a RELEASE COMPLETE for call 1,
creates a reservation against that CEI.

GFP_N10_07_07 subclause 10.1.1.1, 2nd b) valid

Ensure that the IUT, while in the Active call state N10 and Hold Request auxiliary state for call 1 and the Active call state N10 and Call Held auxiliary state for call 2, after sending a RELEASE COMPLETE for call 1,
creates a reservation against that CEI.

GFP_N10_07_08 subclause 10.1.1.1, 2nd b) valid

Ensure that the IUT, while in the Active call state N10 and Idle auxiliary state for call 1 and the Active call state N10 and Call Held auxiliary state for call 2, after sending a RELEASE COMPLETE for call 1,
creates a reservation against that CEI.

GFP_N10_07_09 subclause 10.1.1.1, 2nd b) valid

Ensure that the IUT, while in the Call Received call state N07 for call 1 and the Active call state N10 and Call Held auxiliary state for call 2, after sending a RELEASE COMPLETE for call 1,
creates a reservation against that CEI.

Selection: IUT supports point-to-point configuration. PICS: [11] MC 2.4 OR IUT supports primary rate access.

GFP_N10_07_010 subclause 10.1.1.1, 2nd b)**valid**

Ensure that the IUT, while in the Connect Request call state N08 for call 1 and the Active call state N10 and Call Held auxiliary state for call 2, after sending a RELEASE COMPLETE for call 1, creates a reservation against that CEI.

Selection: IUT supports point-to-point configuration. PICS: [11] MC 2.4 OR IUT supports primary rate access.

GFP_N10_07_011 subclause 10.1.1.1, 2nd b)**valid**

Ensure that the IUT, while in the Incoming Call Proceeding call state N09 for call 1 and the Active call state N10 and Call Held auxiliary state for call 2, after sending a RELEASE COMPLETE for call 1, creates a reservation against that CEI.

Selection: IUT supports point-to-point configuration. PICS: [11] MC 2.4 OR IUT supports primary rate access.

GFP_N10_07_012 subclause 10.1.1.1, 2nd b)**valid**

Ensure that the IUT, while in the Overlap Receiving call state N25 for call 1 and the Active call state N10 and Call Held auxiliary state for call 2, after sending a RELEASE COMPLETE for call 1, creates a reservation against that CEI.

Selection: IUT supports point-to-point configuration. PICS: [11] MC 2.4 OR IUT supports primary rate access.

GFP_N10_07_013 subclause 10.1.1.1, 2nd b)**valid**

Ensure that the IUT, while in the Disconnect Request call state N11 for call 1 (reached via Active state N10) and the Active call state N10 and Call Held auxiliary state for call 2, after sending a RELEASE COMPLETE for call 1, creates a reservation against that CEI.

GFP_N10_07_014 subclause 10.1.1.1, 2nd b)**valid**

Ensure that the IUT, while in the Disconnect Indication call state N12 for call 1 (reached via Active state N10) and the Active call state N10 and Call Held auxiliary state for call 2, after sending a RELEASE COMPLETE for call 1, creates a reservation against that CEI.

GFP_N10_07_015 subclause 10.1.1.1, 2nd b)**valid**

Ensure that the IUT, while in the Release Request call state N19 for call 1 (reached via Active state N10) and the Active call state N10 and Call Held auxiliary state for call 2, after sending a RELEASE COMPLETE for call 1, creates a reservation against that CEI.

6.2.5.2.1.1.5.2 Retrieve Request auxiliary state**GFP_N10_08_01 subclause 10.1.1.1, 2nd b)****valid**

Ensure that the IUT, while in the Overlap Sending call state N25 and Idle auxiliary state for call 1 and the Active call state N10 and Retrieve Request auxiliary state for call 2, after sending a RELEASE COMPLETE for call 1, creates a reservation against that CEI.

GFP_N10_08_02 subclause 10.1.1.1, 2nd b)**valid**

Ensure that the IUT, while in the Outgoing Call Proceeding call state N03 and Idle auxiliary state for call 1 and the Active call state N10 and Retrieve Request auxiliary state for call 2, after sending a RELEASE COMPLETE for call 1, creates a reservation against that CEI.

GFP_N10_08_03 subclause 10.1.1.1, 2nd b)**valid**

Ensure that the IUT, while in the Call Delivered call state N04 and Idle auxiliary state for call 1 and the Active call state N10 and Retrieve Request auxiliary state for call 2, after sending a RELEASE COMPLETE for call 1, creates a reservation against that CEI.

GFP_N10_08_04 **subclause 10.1.1.1, 2nd b)** **valid**

Ensure that the IUT, while in the Overlap Sending call state N02 and Hold Request auxiliary state for call 1 and the Active call state N10 and Retrieve Request auxiliary state for call 2, after sending a RELEASE COMPLETE for call 1,
creates a reservation against that CEI.

GFP_N10_08_05 **subclause 10.1.1.1, 2nd b)** **valid**

Ensure that the IUT, while in the Outgoing Call Proceeding call state N03 and Hold Request auxiliary state for call 1 and the Active call state N10 and Retrieve Request auxiliary state for call 2, after sending a RELEASE COMPLETE for call 1,
creates a reservation against that CEI.

GFP_N10_08_06 **subclause 10.1.1.1, 2nd b)** **valid**

Ensure that the IUT, while in the Call Delivered call state N04 and Hold Request auxiliary state for call 1 and the Active call state N10 and Retrieve Request auxiliary state for call 2, after sending a RELEASE COMPLETE for call 1,
creates a reservation against that CEI.

GFP_N10_08_07 **subclause 10.1.1.1, 2nd b)** **valid**

Ensure that the IUT, while in the Active call state N10 and Idle auxiliary state for call 1 and the Active call state N10 and Retrieve Request auxiliary state for call 2, after sending a RELEASE COMPLETE for call 1,
creates a reservation against that CEI.

GFP_N10_08_08 **subclause 10.1.1.1, 2nd b)** **valid**

Ensure that the IUT, while in the Active call state N10 and Hold Request auxiliary state for call 1 and the Active call state N10 and Retrieve Request auxiliary state for call 2, after sending a RELEASE COMPLETE for call 1,
creates a reservation against that CEI.

6.2.5.2.1.1.1.5.3 Retrieve Indication auxiliary state

GFP_N10_09_01 **subclause 10.1.1.1, 2nd b)** **valid**

Ensure that the IUT, while in the Overlap Sending call state N02 and Idle auxiliary state for call 1 and the Active call state N10 and Retrieve Indication auxiliary state for call 2, after sending a RELEASE COMPLETE for call 1,
creates a reservation against that CEI.

GFP_N10_09_02 **subclause 10.1.1.1, 2nd b)** **valid**

Ensure that the IUT, while in the Outgoing Call Proceeding call state N03 and Idle auxiliary state for call 1 and the Active call state N10 and Retrieve Indication auxiliary state for call 2, after sending a RELEASE COMPLETE for call 1,
creates a reservation against that CEI.

GFP_N10_09_03 **subclause 10.1.1.1, 2nd b)** **valid**

Ensure that the IUT, while in the Call Delivered call state N04 and Idle auxiliary state for call 1 and the Active call state N10 and Retrieve Indication auxiliary state for call 2, after sending a RELEASE COMPLETE for call 1,
creates a reservation against that CEI.

GFP_N10_09_04 **subclause 10.1.1.1, 2nd b)** **valid**

Ensure that the IUT, while in the Overlap Sending call state N02 and Hold Request auxiliary state for call 1 and the Active call state N10 and Retrieve Indication auxiliary state for call 2, after sending a RELEASE COMPLETE for call 1,
creates a reservation against that CEI.

GFP_N10_09_05 **subclause 10.1.1.1, 2nd b)** **valid**

Ensure that the IUT, while in the Outgoing Call Proceeding call state N03 and Hold Request auxiliary state for call 1 and the Active call state N10 and Retrieve Indication auxiliary state for call 2, after sending a RELEASE COMPLETE for call 1,
creates a reservation against that CEI.

GFP_N10_09_06 **subclause 10.1.1.1, 2nd b)** **valid**

Ensure that the IUT, while in the Call Delivered call state N04 and Hold Request auxiliary state for call 1 and the Active call state N10 and Retrieve Indication auxiliary state for call 2, after sending a RELEASE COMPLETE for call 1,
creates a reservation against that CEI.

GFP_N10_09_07 **subclause 10.1.1.1, 2nd b)** **valid**

Ensure that the IUT, while in the Active call state N10 and Idle auxiliary state for call 1 and the Active call state N10 and Retrieve Indication auxiliary state for call 2, after sending a RELEASE COMPLETE for call 1,
creates a reservation against that CEI.

GFP_N10_09_08 **subclause 10.1.1.1, 2nd b)** **valid**

Ensure that the IUT, while in the Active call state N10 and Hold Request auxiliary state for call 1 and the Active call state N10 and Retrieve Indication auxiliary state for call 2, after sending a RELEASE COMPLETE for call 1,
creates a reservation against that CEI.

6.2.5.2.1.1.1.6 **Sending of SUSPEND ACKNOWLEDGE****6.2.5.2.1.1.1.6.1** **Call Held auxiliary state****GFP_N10_10_01** **subclause 10.1.1.1, 2nd c)** **valid**

Ensure that the IUT, while in the Overlap Sending call state N02 and Idle auxiliary state for call 1 and the Active call state N10 and Call Held auxiliary state for call 2, after sending a SUSPEND ACKNOWLEDGE for call 1,
creates a reservation against that CEI.

GFP_N10_10_02 **subclause 10.1.1.1, 2nd c)** **valid**

Ensure that the IUT, while in the Outgoing Call Proceeding call state N03 and Idle auxiliary state for call 1 and the Active call state N10 and Call Held auxiliary state for call 2, after sending a SUSPEND ACKNOWLEDGE for call 1,
creates a reservation against that CEI.

GFP_N10_10_03 **subclause 10.1.1.1, 2nd c)** **valid**

Ensure that the IUT, while in the Call Delivered call state N04 and Idle auxiliary state for call 1 and the Active call state N10 and Call Held auxiliary state for call 2, after sending a SUSPEND ACKNOWLEDGE for call 1,
creates a reservation against that CEI.

GFP_N10_10_04 **subclause 10.1.1.1, 2nd c)** **valid**

Ensure that the IUT, while in the Overlap Sending call state N02 and Hold Request auxiliary state for call 1 and the Active call state N10 and Call Held auxiliary state for call 2, after sending a SUSPEND ACKNOWLEDGE for call 1,
creates a reservation against that CEI.

GFP_N10_10_05 **subclause 10.1.1.1, 2nd c)** **valid**

Ensure that the IUT, while in the Outgoing Call Proceeding call state N03 and Hold Request auxiliary state for call 1 and the Active call state N10 and Call Held auxiliary state for call 2, after sending a SUSPEND ACKNOWLEDGE for call 1,
creates a reservation against that CEI.

GFP_N10_10_06 **subclause 10.1.1.1, 2nd c)** **valid**

Ensure that the IUT, while in the Call Delivered call state N04 and Hold Request auxiliary state for call 1 and the Active call state N10 and Call Held auxiliary state for call 2, after sending a SUSPEND ACKNOWLEDGE for call 1,
creates a reservation against that CEI.

GFP_N10_10_07 **subclause 10.1.1.1, 2nd c)** **valid**

Ensure that the IUT, while in the Active call state N10 and Hold Request auxiliary state for call 1 and the Active call state N10 and Call Held auxiliary state for call 2, after sending a SUSPEND ACKNOWLEDGE for call 1,
creates a reservation against that CEI.

GFP_N10_10_08 **subclause 10.1.1.1, 2nd c)** **valid**

Ensure that the IUT, while in the Active call state N10 and Idle auxiliary state for call 1 and the Active call state N10 and Call Held auxiliary state for call 2, after sending a SUSPEND ACKNOWLEDGE for call 1, creates a reservation against that CEI.

GFP_N10_10_09 **subclause 10.1.1.1, 2nd c)** **valid**

Ensure that the IUT, while in the Call Received call state N07 for call 1 and the Active call state N10 and Call Held auxiliary state for call 2, after sending a SUSPEND ACKNOWLEDGE for call 1, creates a reservation against that CEI.

Selection: IUT supports point-to-point configuration. PICS: [11] MC 2.4 OR IUT supports primary rate access.

GFP_N10_10_010 **subclause 10.1.1.1, 2nd c)** **valid**

Ensure that the IUT, while in the Connect Request call state N08 for call 1 and the Active call state N10 and Call Held auxiliary state for call 2, after sending a SUSPEND ACKNOWLEDGE for call 1, creates a reservation against that CEI.

Selection: IUT supports point-to-point configuration. PICS: [11] MC 2.4 OR IUT supports primary rate access.

GFP_N10_10_011 **subclause 10.1.1.1, 2nd c)** **valid**

Ensure that the IUT, while in the Incoming Call Proceeding call state N09 for call 1 and the Active call state N10 and Call Held auxiliary state for call 2, after sending a SUSPEND ACKNOWLEDGE for call 1, creates a reservation against that CEI.

Selection: IUT supports point-to-point configuration. PICS: [11] MC 2.4 OR IUT supports primary rate access.

GFP_N10_10_012 **subclause 10.1.1.1, 2nd c)** **valid**

Ensure that the IUT, while in the Overlap Receiving call state N25 for call 1 and the Active call state N10 and Call Held auxiliary state for call 2, after sending a SUSPEND ACKNOWLEDGE for call 1, creates a reservation against that CEI.

GFP_N10_10_013 **subclause 10.1.1.1, 2nd c)** **valid**

Ensure that the IUT, while in the Disconnect Request call state N11 for call 1 (reached via Active state N10) and the Active call state N10 and Call Held auxiliary state for call 2, after sending a SUSPEND ACKNOWLEDGE for call 1, creates a reservation against that CEI.

GFP_N10_10_014 **subclause 10.1.1.1, 2nd c)** **valid**

Ensure that the IUT, while in the Disconnect Indication call state N12 for call 1 (reached via Active state N10) and the Active call state N10 and Call Held auxiliary state for call 2, after sending a SUSPEND ACKNOWLEDGE for call 1, creates a reservation against that CEI.

GFP_N10_10_015 **subclause 10.1.1.1, 2nd c)** **valid**

Ensure that the IUT, while in the Release Request call state N19 for call 1 (reached via Active state N10) and the Active call state N10 and Call Held auxiliary state for call 2, after sending a SUSPEND ACKNOWLEDGE for call 1, creates a reservation against that CEI.

6.2.5.2.1.1.6.2 Retrieve Request auxiliary state**GFP_N10_11_01** **subclause 10.1.1.1, 2nd c)** **valid**

Ensure that the IUT, while in the Overlap Sending call state N02 and Idle auxiliary state for call 1 and the Active call state N10 and Retrieve Request auxiliary state for call 2, after sending a SUSPEND ACKNOWLEDGE for call 1, creates a reservation against that CEI.

GFP_N10_11_02 **subclause 10.1.1.1, 2nd b)** **valid**

Ensure that the IUT, while in the Outgoing Call Proceeding call state N03 and Idle auxiliary state for call 1 and the Active call state N10 and Retrieve Request auxiliary state for call 2, after sending a SUSPEND ACKNOWLEDGE for call 1, creates a reservation against that CEI.

GFP_N10_11_03 subclause 10.1.1.1, 2nd c) valid

Ensure that the IUT, while in the Call Delivered call state N04 and Idle auxiliary state for call 1 and the Active call state N10 and Retrieve Request auxiliary state for call 2, after sending a SUSPEND ACKNOWLEDGE for call 1,
creates a reservation against that CEI.

GFP_N10_11_04 subclause 10.1.1.1, 2nd c) valid

Ensure that the IUT, while in the Overlap Sending call state N02 and Hold Request auxiliary state for call 1 and the Active call state N10 and Retrieve Request auxiliary state for call 2, after sending a SUSPEND ACKNOWLEDGE for call 1,
creates a reservation against that CEI.

GFP_N10_11_05 subclause 10.1.1.1, 2nd c) valid

Ensure that the IUT, while in the Outgoing Call Proceeding call state N03 and Hold Request auxiliary state for call 1 and the Active call state N10 and Retrieve Request auxiliary state for call 2, after sending a SUSPEND ACKNOWLEDGE for call 1,
creates a reservation against that CEI.

GFP_N10_11_06 subclause 10.1.1.1, 2nd c) valid

Ensure that the IUT, while in the Call Delivered call state N04 and Hold Request auxiliary state for call 1 and the Active call state N10 and Retrieve Request auxiliary state for call 2, after sending a SUSPEND ACKNOWLEDGE for call 1,
creates a reservation against that CEI.

GFP_N10_11_07 subclause 10.1.1.1, 2nd c) valid

Ensure that the IUT, while in the Active call state N10 and Idle auxiliary state for call 1 and the Active call state N10 and Retrieve Request auxiliary state for call 2, after sending a SUSPEND ACKNOWLEDGE for call 1,
creates a reservation against that CEI.

GFP_N10_11_08 subclause 10.1.1.1, 2nd c) valid

Ensure that the IUT, while in the Active call state N10 and Hold Request auxiliary state for call 1 and the Active call state N10 and Retrieve Request auxiliary state for call 2, after sending a SUSPEND ACKNOWLEDGE for call 1,
creates a reservation against that CEI.

6.2.5.2.1.1.6.3 Retrieve Indication auxiliary state**GFP_N10_12_01 subclause 10.1.1.1, 2nd c) valid**

Ensure that the IUT, while in the Overlap Sending call state N02 and Idle auxiliary state for call 1 and the Active call state N10 and Retrieve Indication auxiliary state for call 2, after sending a SUSPEND ACKNOWLEDGE for call 1,
creates a reservation against that CEI.

GFP_N10_12_02 subclause 10.1.1.1, 2nd c) valid

Ensure that the IUT, while in the Outgoing Call Proceeding call state N03 and Idle auxiliary state for call 1 and the Active call state N10 and Retrieve Indication auxiliary state for call 2, after sending a SUSPEND ACKNOWLEDGE for call 1,
creates a reservation against that CEI.

GFP_N10_12_03 subclause 10.1.1.1, 2nd c) valid

Ensure that the IUT, while in the Call Delivered call state N04 and Idle auxiliary state for call 1 and the Active call state N10 and Retrieve Indication auxiliary state for call 2, after sending a SUSPEND ACKNOWLEDGE for call 1,
creates a reservation against that CEI.

GFP_N10_12_04 subclause 10.1.1.1, 2nd c) valid

Ensure that the IUT, while in the Overlap Sending call state N02 and Hold Request auxiliary state for call 1 and the Active call state N10 and Retrieve Indication auxiliary state for call 2, after sending a SUSPEND ACKNOWLEDGE for call 1,
creates a reservation against that CEI.

GFP_N10_12_05 **subclause 10.1.1.1, 2nd c)** **valid**

Ensure that the IUT, while in the Outgoing Call Proceeding call state N03 and Hold Request auxiliary state for call 1 and the Active call state N10 and Retrieve Indication auxiliary state for call 2, after sending a SUSPEND ACKNOWLEDGE for call 1,
creates a reservation against that CEI.

GFP_N10_12_06 **subclause 10.1.1.1, 2nd c)** **valid**

Ensure that the IUT, while in the Call Delivered call state N04 and Hold Request auxiliary state for call 1 and the Active call state N10 and Retrieve Indication auxiliary state for call 2, after sending a SUSPEND ACKNOWLEDGE for call 1,
creates a reservation against that CEI.

GFP_N10_12_07 **subclause 10.1.1.1, 2nd c)** **valid**

Ensure that the IUT, while in the Active call state N10 and Idle auxiliary state for call 1 and the Active call state N10 and Retrieve Indication auxiliary state for call 2, after sending a SUSPEND ACKNOWLEDGE for call 1,
creates a reservation against that CEI.

GFP_N10_12_08 **subclause 10.1.1.1, 2nd c)** **valid**

Ensure that the IUT, while in the Active call state N10 and Hold Request auxiliary state for call 1 and the Active call state N10 and Retrieve Indication auxiliary state for call 2, after sending a SUSPEND ACKNOWLEDGE for call 1,
creates a reservation against that CEI.

6.2.5.2.1.1.7 **Sending of RESTART ACKNOWLEDGE****GFP_N10_13_01** **subclause 10.1.1.1, 2nd d)** **valid**

Ensure that the IUT, while in the Active call state N10 and Call Held auxiliary state, after sending a RESTART ACKNOWLEDGE in response to a RESTART with Restart Indicator information element coded as "indicated channels",
creates a channel reservation against the CEI (for that call).

GFP_N10_13_02 **subclause 10.1.1.1, 2nd d)** **valid**

Ensure that the network, while in the Active call state N10 and Retrieve Request auxiliary state, after sending a RESTART ACKNOWLEDGE in response to a RESTART with Restart Indicator information element coded as "indicated channels",
creates a channel reservation against the CEI (for that call).

GFP_N10_13_03 **subclause 10.1.1.1, 2nd d)** **valid**

Ensure that the network, while in the Active call state N10 and Retrieve Indication auxiliary state, after sending a RESTART ACKNOWLEDGE in response to a RESTART with Restart Indicator information element coded as "indicated channels",
creates a channel reservation against the CEI (for that call).

6.2.5.2.1.1.8 **Receipt of RESTART ACKNOWLEDGE****GFP_N10_14_01** **subclause 10.1.1.1, 2nd d)** **valid**

Ensure that the network, while in the Active call state N10 and Call Held auxiliary state, on receipt of a RESTART ACKNOWLEDGE in response to a RESTART with Restart Indicator information element coded as "indicated channels",
creates a channel reservation against the CEI (for that call).

GFP_N10_14_02 **subclause 10.1.1.1, 2nd d)** **valid**

Ensure that the network, while in the Active call state N10 and Retrieve Request auxiliary state, on receipt of a RESTART ACKNOWLEDGE in response to a RESTART with Restart Indicator information element coded as "indicated channels",
creates a channel reservation against the CEI (for that call).

GFP_N10_14_03 **subclause 10.1.1.1, 2nd d)** **valid**

Ensure that the network, while in the Active call state N10 and Retrieve Indication auxiliary state, on receipt of a RESTART ACKNOWLEDGE in response to a RESTART with Restart Indicator information element coded as "indicated channels",
creates a channel reservation against the CEI (for that call).

6.2.5.2.1.1.2 Implicit reservation use

GFP_N10_15_01 **subclause 10.1.1.2** **valid** **mandatory**

Ensure that the network, while in the Null call state N00, on receipt of a SETUP message, and a reservation has already been made for the related CEI,
uses a reservation by responding with a SETUP ACKNOWLEDGE and moves into the Overlap Sending state N02.

GFP_N10_15_02 **subclause 10.1.1.2** **valid**

Ensure that the network, while in the Null call state N00, on receipt of a SETUP message, and a reservation has already been made for the related CEI,
uses a reservation by responding with a CALL PROCEEDING and moves into the Outgoing Call Proceeding state N03.

GFP_N10_15_03 **subclause 10.1.1.2** **valid**

Ensure that the network, while in the Outgoing Call Proceeding call state N03, and a reservation has already been made for the related CEI,
uses a reservation by sending an ALERTING and moves into the Call Delivered call state N04.

GFP_N10_15_04 **subclause 10.1.1.2** **valid**

Ensure that the network, while in the Outgoing Call Proceeding call state N03, and a reservation has already been made for the related CEI,
uses a reservation by responding with a CONNECT and moves into the Active state N10.

GFP_N10_15_05 **subclause 10.1.1.2** **valid**

Ensure that the network, while in the Call Present call state N06, on receipt of a CONNECT message, and a reservation has already been made for the related CEI,
uses a reservation by responding with a CONNECT ACKNOWLEDGE and moves into the Active state N10.

GFP_N10_15_06 **subclause 10.1.1.2** **valid**

Ensure that the network, while in the Null call state N00, on receipt of a RETRIEVE message, and a reservation has already been made for the related CEI,
uses a reservation by responding with a RETRIEVE ACKNOWLEDGE and moves into the Active state N10.

GFP_N10_15_07 **subclause 10.1.1.2** **valid**

Ensure that the network, while in the Call Present call state N06, on receipt of a SETUP ACKNOWLEDGE, and a reservation has already been made for the related CEI,
uses the reservation and moves into the Overlap Receiving state N25.

Selection: IUT supports point-to-point configuration. PICS: [11] MC 2.4 OR IUT supports primary rate access.

GFP_N10_15_08 **subclause 10.1.1.2** **valid**

Ensure that the network, while in the Call Present call state N06, on receipt of a CALL PROCEEDING, and a reservation has already been made for the related CEI,
uses the reservation and moves into the Incoming Call Proceeding call state N09.

Selection: IUT supports point-to-point configuration. PICS: [11] MC 2.4 OR IUT supports primary rate access.

GFP_N10_15_09 **subclause 10.1.1.2** **valid**

Ensure that the network, while in the Call Present call state N06, on receipt of an ALERTING, and a reservation has already been made for the related CEI,
uses the reservation and moves into the Call Received call state N07.

Selection: IUT supports point-to-point configuration. PICS: [11] MC 2.4 OR IUT supports primary rate access.

GFP_N10_15_01 **subclause 10.1.1.2** **valid**

Ensure that the network, while in the Call Present call state N06, on receipt of a CONNECT, and a reservation has already been made for the related CEI,
uses the reservation and moves into the Connect Request call state N08.

Selection: IUT supports point-to-point configuration. PICS: [11] MC 2.4 OR IUT supports primary rate access.

6.2.5.2.1.1.3 **Implicit reservation cancellation****GFP_N10_16_01** **subclause 10.1.1.3** **valid**

Ensure that the network, while in the Active call state N10 and Call Held auxiliary state, on receipt of a RELEASE COMPLETE for that call, and a reservation has already been made for the related CEI,
deletes the reservation against that CEI.

GFP_N10_16_02 **subclause 10.1.1.3** **valid**

Ensure that the network, while in the Active call state N10 and Retrieve Request auxiliary state, on receipt of a RELEASE COMPLETE for that call, and a reservation has already been made for the related CEI,
deletes the reservation against that CEI.

GFP_N10_16_03 **subclause 10.1.1.3** **valid**

Ensure that the network, while in the Active call state N10 and Retrieve Indication auxiliary state, on receipt of a RELEASE COMPLETE for that call, and a reservation has already been made for the related CEI,
deletes the reservation against that CEI.

GFP_N10_16_04 **subclause 10.1.1.3** **valid**

Ensure that the network, while in the Active call state N10 and Call Held auxiliary state, and a reservation has already been made for the related CEI,
sends a RELEASE COMPLETE for that call and deletes the reservation against that CEI.

GFP_N10_16_05 **subclause 10.1.1.3** **valid**

Ensure that the network, while in the Active call state N10 and Retrieve Request auxiliary state, and a reservation has already been made for the related CEI,
sends a RELEASE COMPLETE for that call and deletes the reservation against that CEI.

GFP_N10_16_06 **subclause 10.1.1.3** **valid**

Ensure that the network, while in the Active call state N10 and Retrieve Indication auxiliary state, and a reservation has already been made for the related CEI,
sends a RELEASE COMPLETE for that call and deletes the reservation against that CEI.

GFP_N10_16_07 **subclause 10.1.1.3** **valid**

Ensure that the network, while in the Active call state N10 and Resume Request auxiliary state, and a reservation has already been made for the related CEI,
sends a RESUME ACKNOWLEDGE and cancels the reservation against that CEI.

GFP_N10_16_08 **subclause 10.1.1.3** **valid**

Ensure that the network, while in the Active call state N10, on receipt of a RESTART with restart indicator information element coded as "single interface", and a reservation has already been made for the related CEI,
responds with a RESTART ACKNOWLEDGE and cancels the reservation against that CEI.

GFP_N10_16_09 **subclause 10.1.1.3** **valid**

Ensure that the network, while in the Active call state N10, on receipt of a RESTART with restart indicator information element coded as "all interfaces", and a reservation has already been made for the related CEI,
responds with a RESTART ACKNOWLEDGE and cancels the reservation against that CEI.

GFP_N10_16_010 **subclause 10.1.1.3** **valid**

Ensure that the network, while in the Restart Request state, with the restart indicator information element of the RESTART already sent coded as "single interface", on receipt of a RESTART ACKNOWLEDGE, and a reservation has already been made for the related CEI,
cancels the reservation against that CEI.

GFP_N10_16_011 **subclause 10.1.1.3** **valid**

Ensure that the network, while in the Restart Request state, with the restart indicator information element of the RESTART already sent coded as "all interfaces", on receipt of a RESTART ACKNOWLEDGE, and a reservation has already been made for the related CEI,
 cancels the reservation against that CEI.

GFP_N10_16_012 **subclause 10.1.1.3** **inopportune**

Ensure that the network, while in the Call Present call state, N06, on receipt of a DL-RELEASE-INDICATION primitive, and a reservation has already been made for the related CEI,
 cancels the implicit reservation against that CEI.

6.2.5.2.1.2 **Explicit reservation**

Selection: IUT supports explicit reservation. PICS: MCn 4.2.

6.2.5.2.1.2.1 **Explicit reservation control****6.2.5.2.1.2.1.1** **Invocation****6.2.5.2.1.2.1.1.1** **With reservation indicator****GFP_N10_17_01** **subclause 10.1.2.1** **valid**

Ensure that the network, while in the Active call state N10, on receipt of a RELEASE with a Facility information element containing a <service> ExplicitReservationCreationControl invoke component with the argument "reservation required with reservation indicator",
 responds with a RELEASE COMPLETE with a Facility information element containing a <service> ExplicitReservationCreationControl return result component with a reservation indicator parameter and moves into the Null call state N00.

GFP_N10_17_02 **subclause 10.1.2.1** **valid**

Ensure that the network, while in the Release Request call state N19, on receipt of a RELEASE COMPLETE with a Facility information element containing a <service> ExplicitReservationCreationControl invoke component with the argument "reservation required with reservation indicator",
 responds with a FACILITY message with a Facility information element containing a <service> ExplicitReservationCreationControl return result component with a reservation indicator parameter and moves into the Null call state N00.

GFP_N10_17_03 **subclause 10.1.2.1** **valid**

Ensure that the network, while in the Active call state N10 and Idle auxiliary state, on receipt of a HOLD with a Facility information element containing a <service> ExplicitReservationCreationControl invoke component with the argument "reservation required with reservation indicator",
 responds with a HOLD ACKNOWLEDGE with a Facility information element containing a <service> ExplicitReservationCreationControl return result component with a reservation indicator parameter and moves into the Call Held auxiliary state.

GFP_N10_17_04 **subclause 10.1.2.1** **valid**

Ensure that the network, while in the Active call state N10 and Hold Request auxiliary state, on receipt of a HOLD ACKNOWLEDGE with a Facility information element containing a <service> ExplicitReservationCreationControl invoke component with the argument "reservation required with reservation indicator",
 responds with a FACILITY message with a Facility information element containing a <service> ExplicitReservationCreationControl return result component with a reservation indicator parameter and moves into the Call Held auxiliary state.

6.2.5.2.1.2.1.2 Without reservation indicator**GFP_N10_18_01 subclause 10.1.2.1 valid**

Ensure that the network, while in the Active call state N10, with the subscription parameter (if any) for the mandatory use of reservation indicators set to "no", on receipt of a RELEASE with a Facility information element containing a <service> ExplicitReservationCreationControl invoke component with the argument "reservation required without reservation indicator",

 responds with a RELEASE COMPLETE with a Facility information element containing a <service> ExplicitReservationCreationControl return result component without a reservation indicator parameter and moves into the Null call state N00.

GFP_N10_18_02 subclause 10.1.2.1 valid

Ensure that the network, while in the Release Request call state N19, with the subscription parameter (if any) for the mandatory use of reservation indicators set to "no", on receipt of a RELEASE COMPLETE with a Facility information element containing a <service> ExplicitReservationCreationControl invoke component with the argument "reservation required without reservation indicator",

 responds with a FACILITY message with a Facility information element containing a <service> ExplicitReservationCreationControl return result component without a reservation indicator parameter and moves into the Null call state N00.

GFP_N10_18_03 subclause 10.1.2.1 valid

Ensure that the network, while in the Active call state N10 and Idle auxiliary state, with the subscription parameter (if any) for the mandatory use of reservation indicators set to "no", on receipt of a HOLD with a Facility information element containing a <service> ExplicitReservationCreationControl invoke component with the argument "reservation required without reservation indicator",

 responds with a HOLD ACKNOWLEDGE with a Facility information element containing a <service> ExplicitReservationCreationControl return result component without a reservation indicator parameter and moves into the Call Held auxiliary state.

GFP_N10_18_04 subclause 10.1.2.1 valid

Ensure that the network, while in the Active call state N10 and Hold Request auxiliary state, with the subscription parameter (if any) for the mandatory use of reservation indicators set to "no", on receipt of a HOLD ACKNOWLEDGE with a Facility information element containing a <service> ExplicitReservationCreationControl invoke component with the argument "reservation required without reservation indicator",

 responds with a FACILITY message with a Facility information element containing a <service> ExplicitReservationCreationControl return result component without a reservation indicator parameter and moves into the Call Held auxiliary state.

GFP_N10_18_05 subclause 10.1.2.1 valid

Ensure that the network, while in the Active call state N10, with the subscription parameter (if any) for the mandatory use of reservation indicators set to "yes", on receipt of a RELEASE with a Facility information element containing a <service> ExplicitReservationCreationControl invoke component with the argument "reservation required without reservation indicator",

 responds with a RELEASE COMPLETE with a Facility information element containing a <service> ExplicitReservationCreationControl return result component with a reservation indicator parameter and moves into the Null call state N00.

GFP_N10_18_06 subclause 10.1.2.1 valid

Ensure that the network, while in the Release Request call state N19, with the subscription parameter (if any) for the mandatory use of reservation indicators set to "yes", on receipt of a RELEASE COMPLETE with a Facility information element containing a <service> ExplicitReservationCreationControl invoke component with the argument "reservation required without reservation indicator",

 responds with a FACILITY message with a Facility information element containing a <service> ExplicitReservationCreationControl return result component with a reservation indicator parameter and moves into the Null call state N00.

GFP_N10_18_07 **subclause 10.1.2.1** **valid**

Ensure that the network, while in the Active call state N10 and Idle auxiliary state, with the subscription parameter (if any) for the mandatory use of reservation indicators set to "yes", on receipt of a HOLD with a Facility information element containing a <service> ExplicitReservationCreationControl invoke component with the argument "reservation required without reservation indicator",
 responds with a HOLD ACKNOWLEDGE with a Facility information element containing a <service> ExplicitReservationCreationControl return result component with a reservation indicator parameter and moves into the Call Held auxiliary state.

GFP_N10_18_08 **subclause 10.1.2.1** **valid**

Ensure that the network, while in the Active call state N10 and Hold Request auxiliary state, with the subscription parameter (if any) for the mandatory use of reservation indicators set to "yes", on receipt of a HOLD ACKNOWLEDGE with a Facility information element containing a <service> ExplicitReservationCreationControl invoke component with the argument "reservation required without reservation indicator",
 responds with a FACILITY message with a Facility information element containing a <service> ExplicitReservationCreationControl return result component with a reservation indicator parameter and moves into the Call Held auxiliary state.

GFP_N10_18_09 **subclause 10.1.2.1** **valid**

Ensure that the network, while in the Active call state N10, with the subscription parameter (if any) for the mandatory use of reservation indicators set to "no", on receipt of a RELEASE with a Facility information element containing a <service> ExplicitReservationCreationControl invoke component with no argument,
 responds with a RELEASE COMPLETE with a Facility information element containing a <service> ExplicitReservationCreationControl return result component without a reservation indicator parameter and moves into the Null call state N00.

GFP_N10_18_010 **subclause 10.1.2.1** **valid**

Ensure that the network, while in the Release Request call state N19, with the subscription parameter (if any) for the mandatory use of reservation indicators set to "no", on receipt of a RELEASE COMPLETE with a Facility information element containing a <service> ExplicitReservationCreationControl invoke component with no argument,
 responds with a FACILITY message with a Facility information element containing a <service> ExplicitReservationCreationControl return result component without a reservation indicator parameter and moves into the Null call state N00.

GFP_N10_18_011 **subclause 10.1.2.1** **valid**

Ensure that the network, while in the Active call state N10 and Idle auxiliary state, with the subscription parameter (if any) for the mandatory use of reservation indicators set to "no", on receipt of a HOLD with a Facility information element containing a <service> ExplicitReservationCreationControl invoke component with no argument,
 responds with a HOLD ACKNOWLEDGE with a Facility information element containing a <service> ExplicitReservationCreationControl return result component without a reservation indicator parameter and moves into the Call Held auxiliary state.

GFP_N10_18_012 **subclause 10.1.2.1** **valid**

Ensure that the network, while in the Active call state N10 and Hold Request auxiliary state, with the subscription parameter (if any) for the mandatory use of reservation indicators set to "no", on receipt of a HOLD ACKNOWLEDGE with a Facility information element containing a <service> ExplicitReservationCreationControl invoke component with no argument,
 responds with a FACILITY message with a Facility information element containing a <service> ExplicitReservationCreationControl return result component without a reservation indicator parameter and moves into the Call Held auxiliary state.

GFP_N10_18_013 **subclause 10.1.2.1** **valid**

Ensure that the network, while in the Active call state N10, with the subscription parameter (if any) for the mandatory use of reservation indicators set to "yes", on receipt of a RELEASE with a Facility information element containing a <service> ExplicitReservationCreationControl invoke component with no argument,
 responds with a RELEASE COMPLETE with a Facility information element containing a <service> ExplicitReservationCreationControl return result component with a reservation indicator parameter and moves into the Null call state N00.

GFP_N10_18_014 **subclause 10.1.2.1** **valid**

Ensure that the network, while in the Release Request call state N19, with the subscription parameter (if any) for the mandatory use of reservation indicators set to "yes", on receipt of a RELEASE COMPLETE with a Facility information element containing a <service> ExplicitReservationCreationControl invoke component with no argument,

responds with a FACILITY message with a Facility information element containing a <service> ExplicitReservationCreationControl return result component with a reservation indicator parameter and moves into the Null call state N00.

GFP_N10_18_015 **subclause 10.1.2.1** **valid**

Ensure that the network, while in the Active call state N10 and Idle auxiliary state, with the subscription parameter (if any) for the mandatory use of reservation indicators set to "yes", on receipt of a HOLD with a Facility information element containing a <service> ExplicitReservationCreationControl invoke component with no argument,

responds with a HOLD ACKNOWLEDGE with a Facility information element containing a <service> ExplicitReservationCreationControl return result component with a reservation indicator parameter and moves into the Call Held auxiliary state.

GFP_N10_18_016 **subclause 10.1.2.1** **valid**

Ensure that the network, while in the Active call state N10 and Hold Request auxiliary state, with the subscription parameter (if any) for the mandatory use of reservation indicators set to "yes", on receipt of a HOLD ACKNOWLEDGE with a Facility information element containing a <service> ExplicitReservationCreationControl invoke component with no argument,

responds with a FACILITY message with a Facility information element containing a <service> ExplicitReservationCreationControl return result component with a reservation indicator parameter and moves into the Call Held auxiliary state.

6.2.5.2.1.2.1.1.3 **No reservation required****GFP_N10_19_01** **subclause 10.1.2.1** **valid**

Ensure that the network, while in the Active call state N10, on receipt of a RELEASE with a Facility information element containing a <service> ExplicitReservationCreationControl invoke component with the argument "no reservation required",

responds with a RELEASE COMPLETE with a Facility information element containing a <service> ExplicitReservationCreationControl return result component without a reservation indicator parameter, does not provide an implicit reservation and moves into the Null call state N00.

GFP_N10_19_02 **subclause 10.1.2.1** **valid**

Ensure that the network, while in the Release Request call state N19, on receipt of a RELEASE COMPLETE with a Facility information element containing a <service> ExplicitReservationCreationControl invoke component with the argument "no reservation required",

responds with a FACILITY message with a Facility information element containing a <service> ExplicitReservationCreationControl return result component without a reservation indicator parameter, does not provide an implicit reservation and moves into the Null call state N00.

GFP_N10_19_03 **subclause 10.1.2.1** **valid**

Ensure that the network, while in the Active call state N10 and Idle auxiliary state, on receipt of a HOLD with a Facility information element containing a <service> ExplicitReservationCreationControl invoke component with the argument "no reservation required",

responds with a HOLD ACKNOWLEDGE with a Facility information element containing a <service> ExplicitReservationCreationControl return result component without a reservation indicator parameter, does not provide an implicit reservation and moves into the Call Held auxiliary state.

GFP_N10_19_04 **subclause 10.1.2.1** **valid**

Ensure that the network, while in the Active call state N10 and Hold Request auxiliary state, on receipt of a HOLD ACKNOWLEDGE with a Facility information element containing a <service> ExplicitReservationCreationControl invoke component with the argument "no reservation required",

responds with a FACILITY message with a Facility information element containing a <service> ExplicitReservationCreationControl return result component without a reservation indicator parameter, does not provide an implicit reservation and moves into the Call Held auxiliary state.

6.2.5.2.1.2.1.2 Return error**GFP_N10_20_01 subclause 10.1.2.1 invalid**

Ensure that the network, while in the Active call state N10, on receipt of a RELEASE with a Facility information element containing a <service> ExplicitReservationCreationControl invoke component, but the maximum number of reservations already exists for that CEI,
 responds with a RELEASE COMPLETE with a Facility information element containing a <service> ExplicitReservationCreationControl return error component with the error "maximum number of reservations reached" and moves into the Null call state N00.

GFP_N10_20_02 subclause 10.1.2.1 invalid

Ensure that the network, while in the Active call state N10, on receipt of a RELEASE with a Facility information element containing a <service> ExplicitReservationCreationControl invoke component, but the function is not available,
 responds with a RELEASE COMPLETE with a Facility information element containing a <service> ExplicitReservationCreationControl return error component indicating "notAvailable" and moves into the Null call state N00.

GFP_N10_20_03 subclause 10.1.2.1 invalid

Ensure that the network, while in the Active call state N10, on receipt of a RELEASE with a Facility information element containing a <service> ExplicitReservationCreationControl invoke component, but the function is not subscribed to,
 responds with a RELEASE COMPLETE with a Facility information element containing a <service> ExplicitReservationCreationControl return error component indicating "notSubscribed" and moves into the Null call state N00.

GFP_N10_20_04 subclause 10.1.2.1 invalid

Ensure that the network, while in the Active call state N10, on receipt of a RELEASE with a Facility information element containing a <service> ExplicitReservationCreationControl invoke component,
 responds with a RELEASE COMPLETE with a Facility information element containing a <service> ExplicitReservationCreationControl return error component indicating "unwanted reservation created" and moves into the Null call state N00.

6.2.5.2.1.2.2 Explicit reservation management**6.2.5.2.1.2.2.1 Absence of invoke****GFP_N10_21_01 subclause 10.1.2.2, 2nd paragraph valid**

Ensure that the network, while in the Null call state N00, on receipt of a SETUP message with a Channel Identification information element selecting a channel but the message does not contain a Facility information element with an ExplicitReservationManagement invoke component, and if both an implicit and explicit reservation exists,
 uses the implicit reservation and moves into the Call Initiated call state N01.

GFP_N10_21_02 subclause 10.1.2.2, 2nd paragraph valid

Ensure that the network, while in the Call Present call state N06, on receipt of a CALL PROCEEDING message with a Channel Identification information element selecting a channel but the message does not contain a Facility information element with an ExplicitReservationManagement invoke component, and if both an implicit and explicit reservation exists,
 uses the implicit reservation and moves into the Incoming Call Proceeding call state N09.

GFP_N10_21_03 subclause 10.1.2.2, 2nd paragraph valid

Ensure that the network, while in the Call Present call state N06, on receipt of a CONNECT message with a Channel Identification information element selecting a channel but the message does not contain a Facility information element with an ExplicitReservationManagement invoke component, and if both an implicit and explicit reservation exists,
 uses the implicit reservation and moves into the Connect Request call state N08.

6.2.5.2.1.2.2.2 Presence of invoke**GFP_N10_22_01 subclause 10.1.2.2, 4th paragraph valid**

Ensure that the network, while in the Null call state N00, on receipt of a SETUP message with a Channel Identification information element selecting a channel, with an ExplicitReservationManagement invoke component in a Facility information element and if both an implicit and explicit reservation exists, uses the explicit reservation, responding with a SETUP ACKNOWLEDGE, CALL PROCEEDING, ALERTING or CONNECT message with an ExplicitReservationManagement return result component in a Facility information element and moves to the relevant state N02, N03, N04, or N10.

GFP_N10_22_02 subclause 10.1.2.2, 4th paragraph valid

Ensure that the network, while in the Call Present call state N06, on receipt of a CALL PROCEEDING message with a Channel Identification information element selecting a channel, with an ExplicitReservationManagement invoke component in a Facility information element and if both an implicit and explicit reservation exists, uses the explicit reservation, responding with a FACILITY message with an ExplicitReservationManagement return result component in a Facility information element and moves to the Incoming Call Proceeding call state N09.

GFP_N10_22_03 subclause 10.1.2.2, 4th paragraph valid

Ensure that the network, while in the Call Present call state N06, on receipt of an ALERTING message with a Channel Identification information element selecting a channel, with an ExplicitReservationManagement invoke component in a Facility information element and if both an implicit and explicit reservation exists, uses the explicit reservation, responding with a FACILITY message with an ExplicitReservationManagement return result component in a Facility information element and moves to the Call Received call state N07.

GFP_N10_22_04 subclause 10.1.2.2, 4th paragraph valid

Ensure that the network, while in the Call Received call state N07, on receipt of a CONNECT message with a Channel Identification information element selecting a channel, with an ExplicitReservationManagement invoke component in a Facility information element and if both an implicit and explicit reservation exists, uses the explicit reservation, responding with a CONNECT ACKNOWLEDGE or FACILITY message with an ExplicitReservationManagement return result component in a Facility information element and moves to the Active state N10.

6.2.5.2.1.2.2.3 Return error**GFP_N10_23_01 subclause 10.1.2.2, 5th paragraph invalid**

Ensure that the network, while in the Null call state N00, on receipt of a SETUP message with a Channel Identification information element selecting a channel, with an ExplicitReservationManagement invoke component in a Facility information element and an explicit reservation does not exist, responds with a SETUP ACKNOWLEDGE, CALL PROCEEDING, ALERTING or CONNECT message with an ExplicitReservationManagement return error component in a Facility information element with the error "no explicit reservation exists" and moves to the relevant state N02, N03, N04, or N10.

GFP_N10_23_02 subclause 10.1.2.2, 5th paragraph invalid

Ensure that the network, while in the Null call state N00, on receipt of a SETUP message with a Channel Identification information element selecting a channel, with an ExplicitReservationManagement invoke component in a Facility information element but with an invalid reservation indicator, responds with a SETUP ACKNOWLEDGE, CALL PROCEEDING, ALERTING or CONNECT message with an ExplicitReservationManagement return error component in a Facility information element with the error "invalid reservation indicator" and moves to the relevant state N02, N03, N04, or N10.

GFP_N10_23_03 **subclause 10.1.2.2, 5th paragraph** **invalid**

Ensure that the network, while in the Null call state N00, on receipt of a SETUP message with a Channel Identification information element selecting a channel, with an ExplicitReservationManagement invoke component in a Facility information element but the function is not available, responds with a SETUP ACKNOWLEDGE, CALL PROCEEDING, ALERTING or CONNECT message with an ExplicitReservationManagement return error component in a Facility information element indicating "notAvailable" and moves to the relevant state N02, N03, N04, or N10.

GFP_N10_23_04 **subclause 10.1.2.2, 5th paragraph** **invalid**

Ensure that the network, while in the Null call state N00, on receipt of a SETUP message with a Channel Identification information element selecting a channel, with an ExplicitReservationManagement invoke component in a Facility information element but the function is not subscribed to, responds with a SETUP ACKNOWLEDGE, CALL PROCEEDING, ALERTING or CONNECT message with an ExplicitReservationManagement return error component in a Facility information element indicating "notSubscribed" and moves to the relevant state N02, N03, N04, or N10.

GFP_N10_23_05 **subclause 10.1.2.2, 5th paragraph** **invalid**

Ensure that the network, while in the Null call state N00, on receipt of a SETUP message with a Channel Identification information element selecting a channel, with an ExplicitReservationManagement invoke component in a Facility information element but the implicit reservation function is used, responds with a SETUP ACKNOWLEDGE, CALL PROCEEDING, ALERTING or CONNECT message with an ExplicitReservationManagement return error component in a Facility information element with the error implicit reservation used and moves to the relevant state N02, N03, N04, or N10.

6.2.5.2.1.2.3 **Explicit reservation cancellation****6.2.5.2.1.2.3.1** **Invocation****GFP_N10_24_01** **subclause 10.1.2.3, 2nd paragraph** **valid**

Ensure that the network, while in the Null call state N00, on receipt of a SETUP message with an ExplicitReservationCancel invoke component in a Facility information element, responds with a SETUP ACKNOWLEDGE, CALL PROCEEDING, ALERTING or CONNECT message with an ExplicitReservationCancel return result component in a Facility information element.

GFP_N10_24_02 **subclause 10.1.2.3, 2nd paragraph** **valid**

Ensure that the network, while in the Call Present call state N06, on receipt of a CALL PROCEEDING message with an ExplicitReservationCancel invoke component in a Facility information element, responds with a FACILITY message with an ExplicitReservationCancel return result component in a Facility information element and moves to the Incoming Call Proceeding call state N09.

GFP_N10_24_03 **subclause 10.1.2.3, 2nd paragraph** **valid**

Ensure that the network, while in the Call Present call state N06, on receipt of an ALERTING message with an ExplicitReservationCancel invoke component in a Facility information element, responds with a FACILITY message with an ExplicitReservationCancel return result component in a Facility information element and moves to the Call Received call state N07.

GFP_N10_24_04 **subclause 10.1.2.3, 2nd paragraph** **valid**

Ensure that the network, while in the Call Received call state N07, on receipt of a CONNECT message with an ExplicitReservationManagement invoke component in a Facility information element, responds with a CONNECT ACKNOWLEDGE or FACILITY message with an ExplicitReservationCancel return result component in a Facility information element and moves to the Active state N10.

6.2.5.2.1.2.3.2 Return error

GFP_N10_25_01 subclause 10.1.2.3, 4th paragraph invalid

Ensure that the network, while in the Null call state N00, on receipt of a SETUP message with an ExplicitReservationCancel invoke component in a Facility information element, and no explicit reservation exists,

responds with a SETUP ACKNOWLEDGE, CALL PROCEEDING, ALERTING or CONNECT message with a Facility information element containing a <service> ExplicitReservationCancel return error component, indicating no explicit reservation exists and moves to the relevant state N02, N03, N04, or N10.

GFP_N10_25_02 subclause 10.1.2.3, 4th paragraph invalid

Ensure that the network, while in the Null call state N00, on receipt of a SETUP message with an ExplicitReservationCancel invoke component in a Facility information element, and it contains an invalid reservation indicator,

responds with a SETUP ACKNOWLEDGE, CALL PROCEEDING, ALERTING or CONNECT message with a Facility information element containing a <service> ExplicitReservationCancel return error component, indicating invalid reservation indicator and moves to the relevant state N02, N03, N04, or N10.

GFP_N10_25_03 subclause 10.1.2.3, 4th paragraph invalid

Ensure that the network, while in the Null call state N00, on receipt of a SETUP message with an ExplicitReservationCancel invoke component in a Facility information element, and the function is not available,

responds with a SETUP ACKNOWLEDGE, CALL PROCEEDING, ALERTING or CONNECT message with a Facility information element containing a <service> ExplicitReservationCancel return error component, indicating function "notAvailable" and moves to the relevant state N02, N03, N04, or N10.

GFP_N10_25_04 subclause 10.1.2.3, 4th paragraph invalid

Ensure that the network, while in the Null call state N00, on receipt of a SETUP message with an ExplicitReservationCancel invoke component in a Facility information element, and the function is not subscribed to,

responds with a SETUP ACKNOWLEDGE, CALL PROCEEDING, ALERTING or CONNECT message with a Facility information element containing a <service> ExplicitReservationCancel return error component, indicating function "notSubscribed" and moves to the relevant state N02, N03, N04, or N10.

6.2.5.2.1.2.3.3 Other

GFP_N10_26_01 subclause 10.1.2.3, 6th paragraph valid

Ensure that the network while in the Active call state N10, on receipt of a RELEASE COMPLETE for the last call on that CEI,

 cancels all reservations.

GFP_N10_26_02 subclause 10.1.2.3, 6th paragraph valid

Ensure that the network, while in the Active call state N10, after sending a RELEASE COMPLETE for the last call on that CEI,

 cancels all reservations.

GFP_N10_26_03 subclause 10.1.2.3, 6th paragraph valid

Ensure that the network, while in the Restart Request state, after sending a RESTART ACKNOWLEDGE in response to a RESTART with Restart indicator information element coded as "single interface",

 cancels all reservations.

GFP_N10_26_04 subclause 10.1.2.3, 6th paragraph valid

Ensure that the network, while in the Restart Request state, after sending a RESTART ACKNOWLEDGE in response to a RESTART with Restart indicator information element coded as "all interfaces",

 cancels all reservations.

GFP_N10_26_05 **subclause 10.1.2.3, 6th paragraph** **valid**
 Ensure that the network, while in the Null call state N00, after receiving a RESTART ACKNOWLEDGE in response to a RESTART with Restart indicator information element coded as "single interface", cancels all reservations.

GFP_N10_26_06 **subclause 10.1.2.3, 6th paragraph** **valid**
 Ensure that the network, while in the Null call state N00, after receiving a RESTART ACKNOWLEDGE in response to a RESTART with Restart indicator information element coded as "all interfaces", cancels all reservations.

GFP_N10_26_07 **subclause 10.1.2.3, 6th paragraph** **inopportune**
 Ensure that the network, while in the Call Present call state N06, on receipt of a DL-RELEASE-INDICATION primitive, cancels all explicit reservations.

6.2.5.2.2 Generic procedures for supplementary service management

Selection: IUT supports the generic procedures for supplementary service management. PICS: MCn 5.

NOTE: The states referred to in the following subclauses, and defined in subclause 10.2.6 of ETS 300 196-1 [1] refer only to the state of a specific supplementary service management request. The state of the service as seen by the user or network is covered by the individual supplementary services referencing these procedures, e.g. the Idle state indicates that no request is in progress, but the service may be activated, or deactivated.

6.2.5.2.2.1 Activation

Selection: IUT supports activation. PICS: MCn 5.1.

GFP_N10_27_01 **subclause 10.2.2.1, 2nd paragraph** **valid**
 Ensure that the IUT, in the Idle state, on receipt of a FACILITY message with a Facility information element containing a <service> Activate invoke component, responds with a FACILITY message with a Facility information element containing a <service> Activate return result component, optionally a status notification, and enters the Idle state.

GFP_N10_27_02 **subclause 10.2.2.2, 1st paragraph** **invalid**
 Ensure that the IUT, in the Idle state, unable to activate a supplementary service, on receipt of a FACILITY message with a Facility information element containing a <service> Activate invoke component, responds with a FACILITY message with a Facility information element containing a <service> Activate return error component and re-enters the Idle state.

GFP_N10_27_03 **subclause 10.2.2.2, 5th paragraph** **inopportune**
 Ensure that the IUT, while in the Activate Request state, on receipt of a DL-RELEASE-INDICATION primitive, aborts the activation and enters the Idle state.

GFP_N10_27_04 **subclause 10.2.2.2, 6th paragraph** **inopportune**
 Ensure that the IUT, while in the Activate Request state, on receipt of a DL-ESTABLISH-INDICATION primitive, ignores the indication and remains in the current state.

6.2.5.2.2 Deactivation

Selection: IUT supports deactivation. PICS: MCn 5.2.

GFP_N10_28_01 subclause 10.2.3.1, 2nd paragraph valid

Ensure that the IUT, in the Idle state, on receipt of a FACILITY message with a Facility information element containing a <service> Deactivate invoke component, responds with a FACILITY message with a Facility information element containing a <service> Deactivate return result component, optionally a status notification, and enters the Idle state.

GFP_N10_28_02 subclause 10.2.3.2, 1st paragraph invalid

Ensure that the IUT, in the Idle state, unable to deactivate a supplementary service, on receipt of a FACILITY message with a Facility information element containing a <service> Deactivate invoke component, responds with a FACILITY message with a Facility information element containing a <service> deactivate return error component and enters the Idle state.

GFP_N10_28_03 subclause 10.2.3.2, 5th paragraph inopportune

Ensure that the IUT, in the Deactivate Request state, on receipt of a DL-RELEASE-INDICATION primitive, aborts the deactivation and enters the Idle state.

GFP_N10_28_04 subclause 10.2.3.2, 6th paragraph inopportune

Ensure that the IUT, in the Deactivate Request state, on receipt of a DL-ESTABLISH-INDICATION primitive, ignores the indication and remains in the current state.

6.2.5.2.3 Interrogation

Selection: IUT supports interrogation. PICS: MCn 5.3.

GFP_N10_29_01 subclause 10.2.4.1, 2nd paragraph valid

Ensure that the IUT, in the Idle state, on receipt of a FACILITY message with a Facility information element containing a <service> Interrogate invoke component indicating all instances of a supplementary service, responds with a FACILITY message with a Facility information element containing a <service> Interrogate return result component with a list of all active instances of a supplementary service and enters the Idle state.

GFP_N10_29_02 subclause 10.2.4.1, 2nd paragraph valid

Ensure that the IUT, in the Idle state, on receipt of a FACILITY message with a Facility information element containing a <service> Interrogate invoke component indicating a specific instance of a supplementary service, responds with a FACILITY message with a Facility information element containing a <service> Interrogate return result component stating whether the supplementary service is active or registered and enters the Idle state.

GFP_N10_29_03 subclause 10.2.4.2, 1st paragraph invalid

Ensure that the IUT, in call state <state>, while in the idle state, if it is unable to provide information as requested on receipt of a FACILITY message with a Facility information element containing a <service> interrogate invoke component, responds with a FACILITY message with a Facility information element containing a <service> interrogate return error component and returns to the idle state.

GFP_N10_29_04 subclause 10.2.4.2, 5th paragraph inopportune

Ensure that the IUT, in call state <state>, while in the Interrogate Request state, on receipt of a DL-RELEASE-INDICATION primitive, aborts the interrogation and enters the Idle state.

GFP_N10_29_05 subclause 10.2.4.2, 6th paragraph inopportune

Ensure that the IUT, in call state <state>, while in the Interrogate Request state, on receipt of a DL-ESTABLISH-INDICATION primitive, ignores the indication and remains in the current state.

6.2.5.2.3 Generic status request procedure

Selection: IUT supports the generic status request procedure. PICS: MCn 6.

GFP_N10_30_01 subclause 10.3.2, 2nd paragraph valid

Ensure the IUT, to check whether terminal(s) are compatible or not and free or busy, sends a FACILITY message with a Facility information element containing a StatusRequest invoke component with a compatibilityMode, and Bearer capability and optionally High layer and Low layer compatibility information elements and then enters the Waiting Status state.

GFP_N10_30_02 subclause 10.3.2, 20th paragraph a) valid

Ensure the IUT, while in the Waiting Status state, on receipt of a FACILITY message with a Facility information element containing a <service> StatusRequest return result component, notes the result and remains in the same state.

Selection: IUT supports basic access, point-to-multipoint configuration. PICS: [11] MC 2.5.

GFP_N10_30_03 subclause 10.3.2, 20th paragraph a) valid

Ensure the IUT, while in the Waiting Status state, on receipt of a FACILITY message with a Facility information element containing a <service> StatusRequest return result component, notes the result and enters the Idle state.

Selection: IUT supports point-to-point configuration. PICS: [11] MC 2.4 OR IUT supports primary rate access.

GFP_N10_30_04 subclause 10.3.3, 1st paragraph invalid

Ensure the IUT, while in the Waiting Status state, on receipt of a FACILITY message with a Facility information element containing a <service> StatusRequest reject component, notes the result and remains in the same state.

Selection: IUT supports basic access, point-to-multipoint configuration. PICS: [11] MC 2.5.

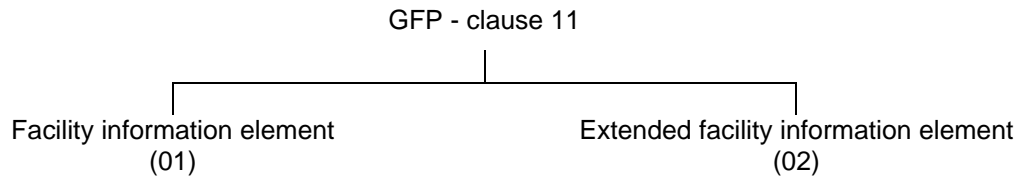
GFP_N10_30_05 subclause 10.3.3, 1st paragraph invalid

Ensure the IUT, while in the Waiting Status state, on receipt of a FACILITY message with a Facility information element containing a <service> StatusRequest reject component, notes the result and enters the Idle state.

Selection: IUT supports point-to-point configuration. PICS: [11] MC 2.4 OR IUT supports primary rate access.

GFP_N10_30_06 subclause 10.3.4 valid

Ensure the IUT, while in the Waiting Status state, on expiry of timer T-STATUS, enters the Idle state.

6.2.6 TSS&TP for clause 11**6.2.6.1 TSS for clause 11**

NOTE: Numbers in brackets represent group numbers and are used in TP identifiers.

Figure 6: TSS

6.2.6.2 TPs for clause 11**6.2.6.2.1 Facility information element**

GFP_N11_01_01 **subclause 11.2.2.1** **valid** **symmetrical**
 Ensure that the IUT, while in the <call state>, to send one or more components to control a supplementary service,

sends a <message> containing a Facility information element with one or more components encoded according to the Basic Encoding Rules (BER) as specified in CCITT Recommendation X.209 [12].

GFP_N11_01_02 **subclause 11.2.2.1** **valid** **symmetrical**
 Ensure that the IUT, while in the <call state>, on receipt of a <message> containing a Facility information element with one or more components encoded according to the BER as specified in CCITT Recommendation X.209 [12] and using a combination of the short, long and indefinite length formats, accepts the message and its contents as valid and responds appropriately for the supplementary service.

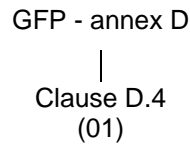
6.2.6.2.2 Extended facility information element

GFP_N11_02_01 **subclause 11.2.2.1** **valid** **symmetrical**
 Ensure that the IUT, while in the <call state>, to send one or more components to control a supplementary service where these components would be too long to be included in a Facility information element, sends a <message (possibly segmented)> containing an Extended facility information element with one or more components encoded according to the BER as specified in CCITT Recommendation X.209 [12].

GFP_N11_02_02 **subclause 11.2.2.1** **valid** **symmetrical**
 Ensure that the IUT, while in the <call state>, on receipt of a <message (possibly segmented)> containing an Extended facility information element with one or more components encoded according to the BER as specified in CCITT Recommendation X.209 [12] and using a combination of the short, long and indefinite length formats, accepts the message and its contents as valid and responds appropriately for the supplementary service.

6.2.7 TSS&TP for annex D

6.2.7.1 TSS for annex D



NOTE: Numbers in brackets represent group numbers and are used in TP identifiers.

Figure 7: TSS

6.2.7.2 TPs for annex D

6.2.7.2.1 Definition of Q.931 information elements

GFP_ND_01_01 **clause D.4** **valid** **symmetrical**

Ensure that the IUT, while in the <call state>, on receipt of a <message> containing a Facility information element with a <component> containing a parameter of type Q931InformationElement including two or more Q.931 information elements whose order of appearance is not in ascending order of their information element identifier,

accepts the message and its contents as valid and responds appropriately for the supplementary service.

NOTE: When generating a specific TP from this TP and repeated Bearer capability or High layer compatibility information elements are to be used, the semantic attached to their order of appearance should be taken into account.

7 Compliance

An ATS which complies with this TSS&TP specification shall:

- a) consist of a set of test cases corresponding to the set or to a subset of the TPs specified in clause 6;
- b) use a TSS which is an appropriate subset of the whole of the TSS specified in clause 5;
- c) use the same naming conventions for the test groups and test cases;
- d) maintain the relationship specified in clause 6 between the test groups and TPs and the entries in the PICS proforma to be used for test case deselection;
- e) comply with ISO/IEC 9646-2 [4].

In the case of a) or b) above, a subset shall be used only where a particular Abstract Test Method (ATM) makes some TPs untestable. All testable TPs from clause 6 shall be included in a compliant ATS.

8 Requirements for a comprehensive testing service

As a minimum the Remote test method, as specified in ISO/IEC 9646-2 [4], shall be used by any organization claiming to provide a comprehensive testing service for network equipment claiming conformance to ETS 300 196-1 [1].

History

Document history	
March 1996	Public Enquiry PE 103: 1996-03-04 to 1996-06-28