



Network Functions Virtualisation (NFV) Release 5; Testing; API Conformance Testing Specification

Disclaimer

The present document has been produced and approved by the Network Functions Virtualisation (NFV) ETSI Industry Specification Group (ISG) and represents the views of those members who participated in this ISG.
It does not necessarily represent the views of the entire ETSI membership.

Reference

RGS/NFV-TST010ed511

Keywords

API, conformance, NFV, testing

ETSI

650 Route des Lucioles
F-06921 Sophia Antipolis Cedex - FRANCE

Tel.: +33 4 92 94 42 00 Fax: +33 4 93 65 47 16

Siret N° 348 623 562 00017 - APE 7112B
Association à but non lucratif enregistrée à la
Sous-Préfecture de Grasse (06) N° w061004871

Important notice

The present document can be downloaded from the
[ETSI Search & Browse Standards](#) application.

The present document may be made available in electronic versions and/or in print. The content of any electronic and/or print versions of the present document shall not be modified without the prior written authorization of ETSI. In case of any existing or perceived difference in contents between such versions and/or in print, the prevailing version of an ETSI deliverable is the one made publicly available in PDF format on [ETSI deliver](#) repository.

Users should be aware that the present document may be revised or have its status changed,
this information is available in the [Milestones listing](#).

If you find errors in the present document, please send your comments to
the relevant service listed under [Committee Support Staff](#).

If you find a security vulnerability in the present document, please report it through our
[Coordinated Vulnerability Disclosure \(CVD\)](#) program.

Notice of disclaimer & limitation of liability

The information provided in the present deliverable is directed solely to professionals who have the appropriate degree of experience to understand and interpret its content in accordance with generally accepted engineering or other professional standard and applicable regulations.

No recommendation as to products and services or vendors is made or should be implied.

No representation or warranty is made that this deliverable is technically accurate or sufficient or conforms to any law and/or governmental rule and/or regulation and further, no representation or warranty is made of merchantability or fitness for any particular purpose or against infringement of intellectual property rights.

In no event shall ETSI be held liable for loss of profits or any other incidental or consequential damages.

Any software contained in this deliverable is provided "AS IS" with no warranties, express or implied, including but not limited to, the warranties of merchantability, fitness for a particular purpose and non-infringement of intellectual property rights and ETSI shall not be held liable in any event for any damages whatsoever (including, without limitation, damages for loss of profits, business interruption, loss of information, or any other pecuniary loss) arising out of or related to the use of or inability to use the software.

Copyright Notification

No part may be reproduced or utilized in any form or by any means, electronic or mechanical, including photocopying and microfilm except as authorized by written permission of ETSI.

The content of the PDF version shall not be modified without the written authorization of ETSI.

The copyright and the foregoing restriction extend to reproduction in all media.

© ETSI 2025.
All rights reserved.

Contents

Intellectual Property Rights	5
Foreword.....	5
Modal verbs terminology.....	5
Introduction	5
1 Scope	6
2 References	6
2.1 Normative references	6
2.2 Informative references.....	7
3 Definition of terms, symbols and abbreviations.....	7
3.1 Terms.....	7
3.2 Symbols.....	7
3.3 Abbreviations	7
4 Methodology	8
4.1 General	8
4.2 System Under Test (SUT)	8
4.3 Test configurations	8
4.3.1 General.....	8
4.3.2 Config_prod_VE.....	9
4.3.3 Config_prod_VNFM	10
4.3.4 Config_prod_NFVO	10
4.3.5 Config_prod_VNFM_GRANT	11
4.3.6 Config_prod_Notif_Endpoint	11
4.3.7 Config_prod_NFV-MANO	12
4.4 Void.....	12
4.5 Generic Test Description.....	12
4.5.1 General.....	12
4.5.2 Test Description format	13
4.5.3 Scope of the tests	14
4.5.3.1 General	14
4.5.3.2 General characteristics of the reference points.....	15
4.5.3.3 Basic behaviours of the API producer/consumer and verification steps	16
4.5.3.3.0 Introduction	16
4.5.3.3.1 Producer sends event triggered notifications based on consumer subscriptions.....	16
4.5.3.3.2 Producer sends periodic notifications based on the consumer subscriptions	18
4.5.3.3.3 Producer executes the requested API operation	19
4.5.3.3.4 Consumer fetches the files/package info	20
4.5.3.4 Workflow test considerations.....	22
4.5.4 Verification	22
4.5.4.0 Introduction.....	22
4.5.4.1 Common verification aspects	22
4.5.4.2 Verification aspects for individual APIs	23
4.5.4.3 Verification aspects not considered.....	24
5 Void.....	24
6 Void.....	24
7 Void.....	25
Annex A (informative): Known Issues.....	26
Annex B (informative): Workflow Test Descriptions	27
Annex C: Void	28

Annex D (normative):	Word format presentation of the test suite for the Os-Ma-nfvo Reference Point	29
Annex E (normative):	Word format presentation of the test suite for the Ve-Vnfm Reference Point	30
Annex F (normative):	Word format presentation of the test suite for the Or-Vnfm Reference Point	31
Annex G (normative):	Word format presentation of the test suite for NFV-MANO Management	32
Annex H (normative):	Word format presentation of the test suite for the Or-Or reference point	33
H.1	General	33
H.2	SOL011 NSD Management	33
H.3	SOL011 NS Lifecycle Management	33
H.4	SOL011 NS Performance Management	33
H.5	SOL011 NS Fault Management	34
Annex I (normative):	Word format presentation of the test suite for NFV-MANO Policy Management	35
Annex J (informative):	Inter-connected Test Descriptions	36
Annex K (informative):	TD Change history	38
K.1	Release 5.1.1	38
K.1.1	New TDs for the new testing aspects	38
K.1.2	New TDs those were missing in the previous version	38
Annex L (informative):	Change history	40
History	41

Intellectual Property Rights

Essential patents

IPRs essential or potentially essential to normative deliverables may have been declared to ETSI. The declarations pertaining to these essential IPRs, if any, are publicly available for **ETSI members and non-members**, and can be found in ETSI SR 000 314: *"Intellectual Property Rights (IPRs); Essential, or potentially Essential, IPRs notified to ETSI in respect of ETSI standards"*, which is available from the ETSI Secretariat. Latest updates are available on the [ETSI IPR online database](#).

Pursuant to the ETSI Directives including the ETSI IPR Policy, no investigation regarding the essentiality of IPRs, including IPR searches, has been carried out by ETSI. No guarantee can be given as to the existence of other IPRs not referenced in ETSI SR 000 314 (or the updates on the ETSI Web server) which are, or may be, or may become, essential to the present document.

Trademarks

The present document may include trademarks and/or tradenames which are asserted and/or registered by their owners. ETSI claims no ownership of these except for any which are indicated as being the property of ETSI, and conveys no right to use or reproduce any trademark and/or tradename. Mention of those trademarks in the present document does not constitute an endorsement by ETSI of products, services or organizations associated with those trademarks.

DECT™, **PLUGTESTS™**, **UMTS™** and the ETSI logo are trademarks of ETSI registered for the benefit of its Members. **3GPP™**, **LTE™** and **5G™** logo are trademarks of ETSI registered for the benefit of its Members and of the 3GPP Organizational Partners. **oneM2M™** logo is a trademark of ETSI registered for the benefit of its Members and of the oneM2M Partners. **GSM®** and the GSM logo are trademarks registered and owned by the GSM Association.

Foreword

This Group Specification (GS) has been produced by ETSI Industry Specification Group (ISG) Network Functions Virtualisation (NFV).

Modal verbs terminology

In the present document "**shall**", "**shall not**", "**should**", "**should not**", "**may**", "**need not**", "**will**", "**will not**", "**can**" and "**cannot**" are to be interpreted as described in clause 3.2 of the [ETSI Drafting Rules](#) (Verbal forms for the expression of provisions).

"**must**" and "**must not**" are **NOT** allowed in ETSI deliverables except when used in direct citation.

Introduction

The interoperability among the functional entities which supports the requirements and functionalities specified in ETSI NFV deliverables is one of the key and most important aspect to develop and deploy the NFV environment. In order to achieve such interoperability, ETSI GR NFV-TST 007 [i.1] specifies the methodologies and test scenario for the testing of interoperability mainly based on the ETSI NFV IFA specification series which specifies the reference point/interface and functional requirements. At the same time, the validation of the NFV specification compliance of each functional entities is also key aspects to be ensured for the interoperability, in particular protocol solution/API level. Therefore, the present document specifies the API conformance testing.

1 Scope

The present document specifies methodologies of conformance test including Test Descriptions for NFV implementations with interfaces specified in NFV specifications: ETSI GS NFV-SOL 002 [2] for the *Ve-Vnfm* reference point, ETSI GS NFV-SOL 003 [1] for the *Or-Vnfm* reference point and ETSI GS NFV-SOL 005 [3] for the *Os-Ma-Nfvo* reference point. Furthermore, the following specifications are also supported for conformance: ETSI GS NFV-SOL 009 [7] for the management of NFV-MANO, ETSI GS NFV-SOL 011 [8] for the *Or-Or* reference point, and ETSI GS NFV-SOL 012 [i.4] for the policy management interface.

Each ETSI NFV-SOL deliverable specifies a set of interfaces built on the RESTful approach and meant to be used over the HTTP protocol. The aim of the present document is to define the methodologies and the procedures with Test Descriptions to test conformance of the exchanged HTTP payloads and the implementation of required actions for one or more of the available interfaces within a reference point.

Since the targets of the testing are functionality (semantic checks) and the HTTP payloads (syntax checks), methodologies, including test suite(s) and/or any technologies from any organizations (in particular Open Source Initiatives) that can improve or help the (automated) test execution are also considered as being in the scope of the present document.

NOTE: The full set of functionalities supported by ETSI NFV Release 5 (V5.1.1) can be found in ETSI GS NFV-IFA 010 [i.5].

2 References

2.1 Normative references

References are either specific (identified by date of publication and/or edition number or version number) or non-specific. For specific references, only the cited version applies. For non-specific references, the latest version of the referenced document (including any amendments) applies.

Referenced documents which are not found to be publicly available in the expected location might be found in the [ETSI docbox](#).

NOTE: While any hyperlinks included in this clause were valid at the time of publication, ETSI cannot guarantee their long term validity.

The following referenced documents are necessary for the application of the present document.

- [1] [ETSI GS NFV-SOL 003 \(V5.1.1\)](#): "Network Functions Virtualisation (NFV) Release 5; Protocols and Data Models; RESTful protocols specification for the Or-Vnfm Reference Point".
- [2] [ETSI GS NFV-SOL 002 \(V5.1.1\)](#): "Network Functions Virtualisation (NFV) Release 5; Protocols and Data Models; RESTful protocols specification for the Ve-Vnfm Reference Point".
- [3] [ETSI GS NFV-SOL 005 \(V5.1.1\)](#): "Network Functions Virtualisation (NFV) Release 5; Protocols and Data Models; RESTful protocols specification for the Os-Ma-nfvo Reference Point".
- [4] [ETSI GS NFV-TST 002 \(V1.1.1\)](#): "Network Functions Virtualisation (NFV); Testing Methodology; Report on NFV Interoperability Testing Methodology".
- [5] [ETSI GS NFV-SOL 013 \(V5.1.1\)](#): "Network Functions Virtualisation (NFV) Release 5; Protocols and Data Models; Specification of common aspects for RESTful NFV MANO APIs".
- [6] [ETSI GS NFV-SOL 001 \(V5.1.1\)](#): "Network Functions Virtualisation (NFV) Release 5; Protocols and Data Models; NFV descriptors based on TOSCA specification".
- [7] [ETSI GS NFV-SOL 009 \(V5.1.1\)](#): "Network Functions Virtualisation (NFV) Release 5; Protocols and Data Models; RESTful protocols specification for the management of NFV-MANO".
- [8] [ETSI GS NFV-SOL 011 \(V4.5.1\)](#): "Network Functions Virtualisation (NFV) Release 4; Protocols and Data Models; RESTful protocols specification for the Or-Or Reference Point".

- [9] Void.
- [10] Void.
- [11] [ETSI GS NFV-SOL 012 \(V4.5.1\)](#): "Network Functions Virtualisation (NFV) Release 4; Protocols and Data Models; RESTful protocols specification for the Policy Management Interface".

2.2 Informative references

References are either specific (identified by date of publication and/or edition number or version number) or non-specific. For specific references, only the cited version applies. For non-specific references, the latest version of the referenced document (including any amendments) applies.

NOTE: While any hyperlinks included in this clause were valid at the time of publication, ETSI cannot guarantee their long term validity.

The following referenced documents are not necessary for the application of the present document but they assist the user with regard to a particular subject area.

- [i.1] ETSI GR NFV-TST 007 (V3.1.1): "Network Functions Virtualisation (NFV) Release 3; Testing; Guidelines on Interoperability Testing for MANO".
- [i.2] [Robot Framework](#).
- [i.3] [Robot2doc tool](#).
- [i.4] Void.
- [i.5] [ETSI GS NFV-IFA 010 \(V5.1.1\)](#): "Network Functions Virtualisation (NFV) Release 5; Management and Orchestration; Functional requirements specification".

3 Definition of terms, symbols and abbreviations

3.1 Terms

For the purposes of the present document, the following terms apply:

Test Description (TD): set of information required to define/run the API conformance test and to realize the verdict for the API conformance test

3.2 Symbols

Void.

3.3 Abbreviations

For the purposes of the present document, the following abbreviations apply:

API	Application Programming Interface
AUT	API Under Test
EM	Element Manager
FUT	Function Under Test
IUT	Implementation Under Test
LCM	Life Cycle Management
NFVI	NFV Infrastructure
NFVO	NFV Orchestrator
NS	Network Service
NSD	Network Service Descriptor

PNFD	PNF Descriptor
SUT	System Under Test
TD	Test Description
TLS	Transport Layer Security
VE	Virtual Element
VIM	Virtualised Infrastructure Manager
VNF	Virtual Network Function
VNFD	VNF Descriptor
VNFM	VNF Manager

4 Methodology

4.1 General

The purpose of general conformance testing is to determine to what extent an implementation of a standard conforms to the requirements of that standard. Concepts from ETSI GS NFV-TST 002 [4] are used in the present document.

The important factors which characterize conformance testing are as follows:

- the System or Implementation Under Test (SUT or IUT) defines the boundaries (open interfaces) for testing;
- the conformance test system is a specialized tool (system) built for the purpose of testing and on which specific test scripts can be run;
- the SUT comes from a single supplier (or, at least, a single product line);
- the tests are executed by a dedicated test system that has full control of the SUT and the ability to observe all communications from the SUT;
- the tests are performed at open standardized interfaces that are not (usually) accessible to a normal user (i.e. they are specified at the protocol level);
- the tests are specified at the detailed protocol level and are not usually based on functionality as experienced by a user;
- the tests verify responses or related request operations from SUT and also verify notifications when appropriate.

4.2 System Under Test (SUT)

The System Under Test (SUT) is identified by an implementation of the Function Under Test (FUT) producing or consuming the API under test e.g. in the case of the Or-vnfm reference point the Function Under Test (FUT) may be either a NFVO implementation or a VNFM implementation.

The function shall be tested in isolation with respect to other functional blocks in a NFV platform, to guarantee that the outcomes of the conformance tests are not the result of interoperability issues with other components.

4.3 Test configurations

4.3.1 General

In accordance with clause 1, the scope of the present document is to define a testing methodology and test suite for both the conformant protocol exchange (i.e. valid serialization and order of messages) and the initialization or execution of the functionalities mandated for each protocol operation, including the conformant management of internal state.

In order to enable the FUT to correctly execute the operations mandated, the FUT shall be tested while being executed in a test environment which provides all the functional elements needed for the correct outcome of the operation.

EXAMPLE: To correctly execute an instantiation a VNFM requires evaluation in a test environment which provides a VIM and NFVI plus the NFVO to grant the operation.

The test system shall provide the implementation of an API Consumer and a Notification Endpoint for the API Under Test (AUT). Moreover, the test configuration may contain observation interfaces between the Test System and the FUT or any other functional block which is part of the test environment. The specification of the mentioned observation interfaces is out of the scope of the present document.

Stimuli to the FUT shall be injected by the Test System via the AUT only.

Conformance checks on the status and outcome of the operations triggered by the protocol shall be verified by the Test System by means of:

- read operations issued via the AUT; or
- reception of notifications on the Notification Endpoint exposed by the test system; or
- other test interfaces to support triggers or verifications.

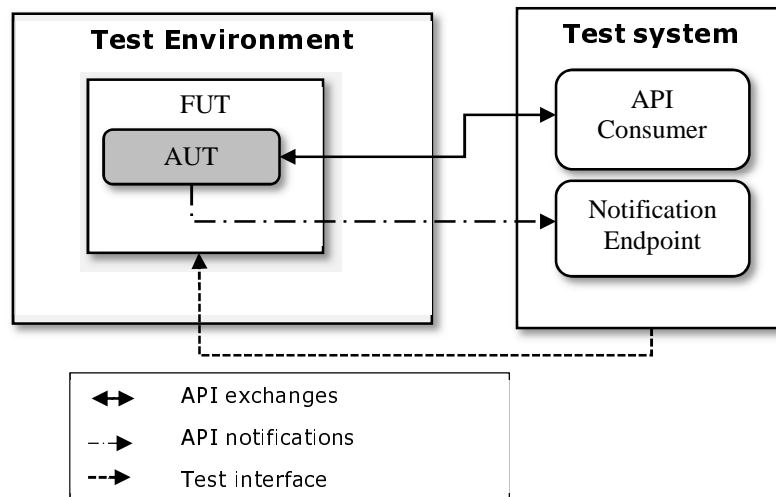


Figure 4.3.1-1: Generic SUT configuration

The test configurations specified in clause 4.3 fulfil the needs of Test Descriptions specified in annexes D, E, F, G, H, I and J contained in archive gs_nfv-tst010v050101p0.zip which accompanies the present document for the different FUTs and AUTs in scope of the present document.

4.3.2 Config_prod_VE

The configuration config_prod_VE shall be implemented to test APIs which are produced by FUTs in a VNF or EM. The test environment of the VNF/EM is the NFVI where the test is executed.

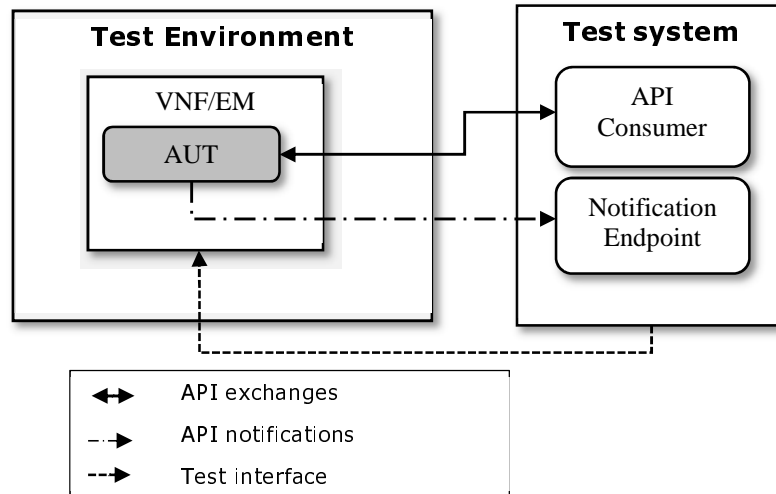


Figure 4.3.2-1: Configuration for tests of APIs with the FUTs as Producer run in a VNF/EM

4.3.3 Config_prod_VNFM

The configuration config_prod_VNFM shall be implemented to test APIs produced by FUTs which implement a VNFM. The test environment of the virtual element is the NFVI where the VE is executed.

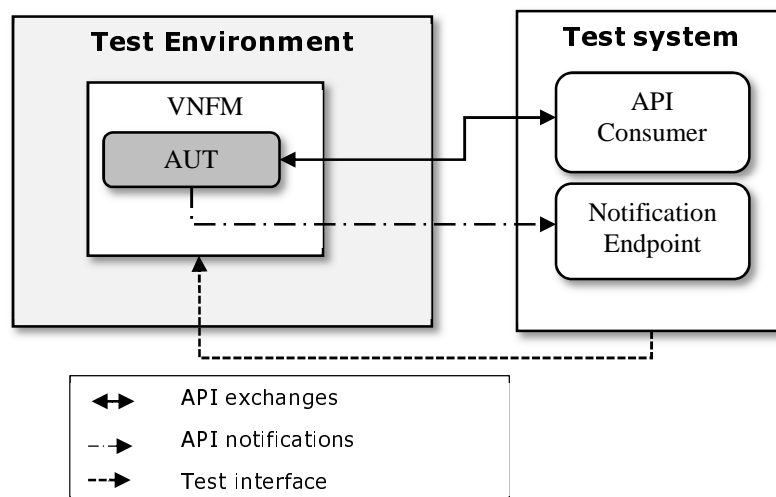


Figure 4.3.3-1: Configuration for tests of APIs with VNFM as Producer

4.3.4 Config_prod_NFVO

The configuration config_prod_NFVO shall be implemented to test APIs produced by FUTs which implement a NFVO. The test environment of the virtual element is a NFV platform providing VNFM, VIM and NFVI.

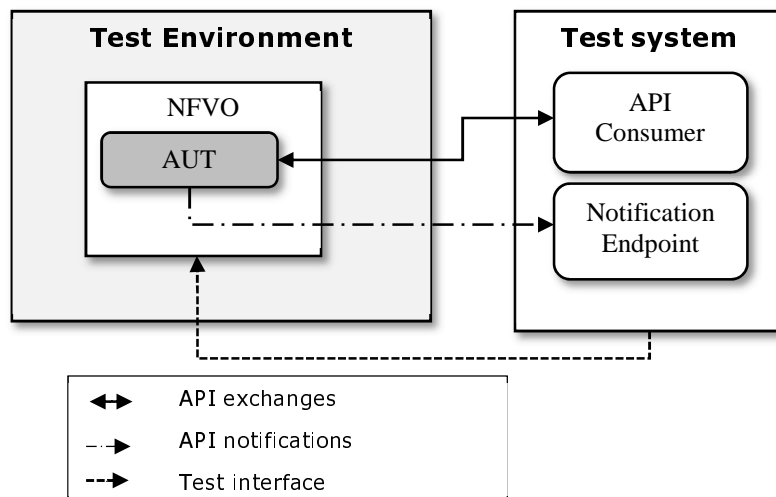


Figure 4.3.4-1: Configuration for tests of APIs with NFVO as Producer

4.3.5 Config_prod_VNFM_GRANT

The configuration config_prod_VNFM_GRANT shall be implemented to test APIs produced by FUTs which implement a VNFM for VNF LCM test cases where an Operation Grant is needed. The test environment of the virtual element is composed by the NFVI where the VE is executed and a NFVO component exposing the VNF Lifecycle Operation Granting API.

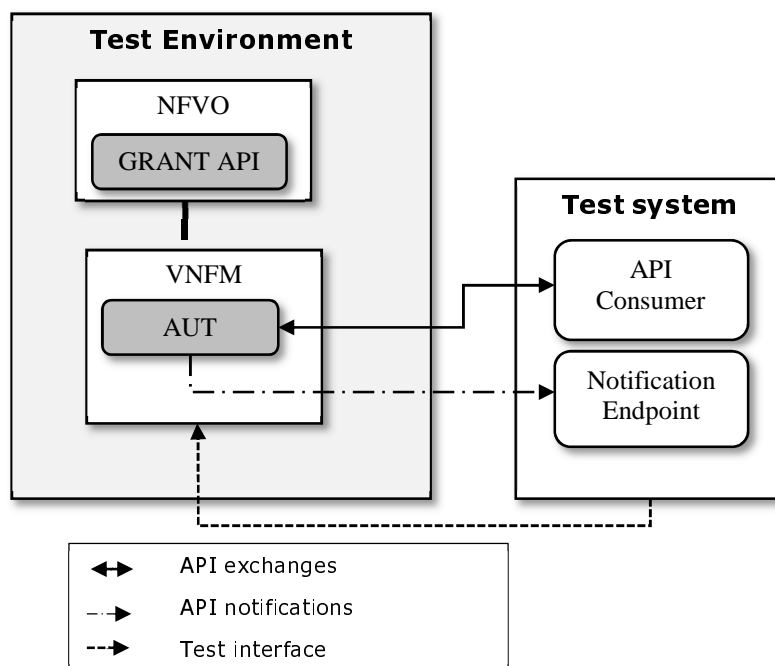


Figure 4.3.5-1: Configuration for tests of APIs with VNFM as Producer, where the VNFLifecycleOperationGranting API is required

4.3.6 Config_prod_Notif_Endpoint

The configuration config_prod_Notif_Endpoint shall be implemented to test any notification endpoint. The test environment of the virtual element is a NFV platform providing an API Provider.

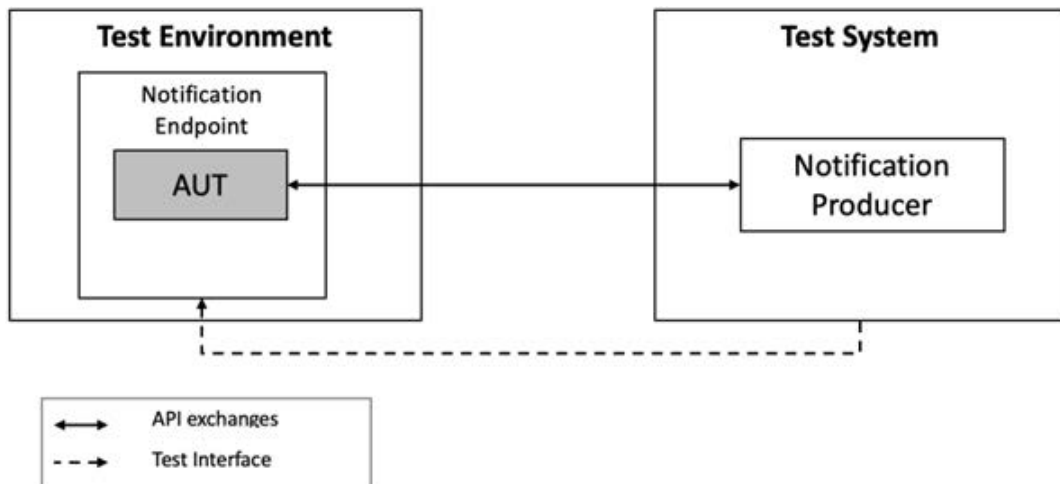


Figure 4.3.6-1: Configuration for tests of APIs where the Test System is an API Provider, and the AUT is a Notification endpoint

4.3.7 Config_prod_NFV-MANO

The configuration config_prod_NFV-MANO shall be implemented to test APIs produced by FUTs which implement NFV-MANO. The test environment of the virtual element is a NFV platform providing NFVI.

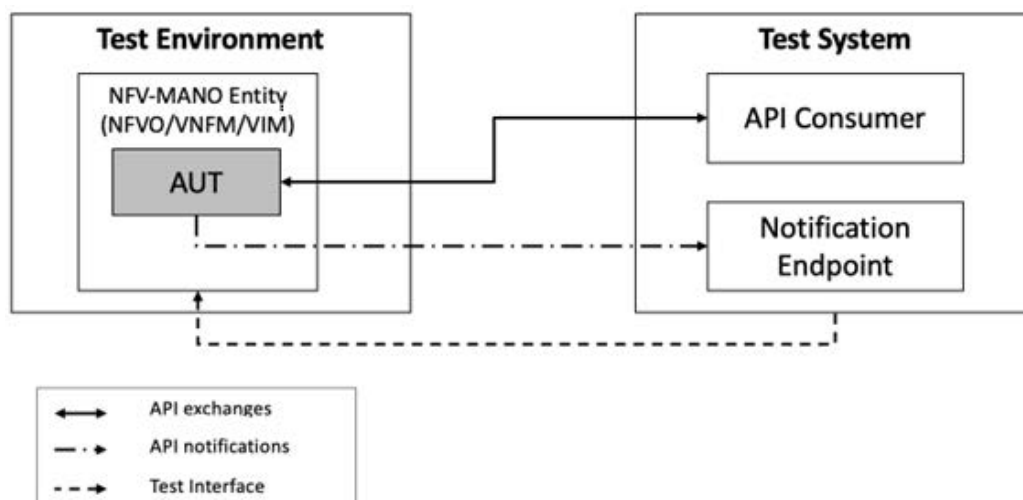


Figure 4.3.7-1: Configuration for tests of APIs with NFV-MANO as Producer

4.4 Void

4.5 Generic Test Description

4.5.1 General

The machine-readable language used for the test case implementations is the Robot Framework syntax language [i.2].

The Robot code for all test cases is available at: <https://forge.etsi.org/rep/nfv/api-tests/tree/5.1.1> and in the accompanying annexes, which contain the tabular representations of the Test Descriptions. The primary source for the Test Descriptions (TDs) is the online repository at ETSI Forge.

Compliant NFV MANO API Conformance Test Systems shall implement the Test Descriptions as documented in the ETSI Forge repository and in the accompanying annexes which follow the requirements set in the following clauses.

Together with the normative Test Descriptions, informative implementation of the tests steps is made available as well in the form of "Keywords in Robot Framework" to facilitate adoption of the present document.

Within the Robot Framework files present in the online repository, the Test Descriptions (which are normative) and test steps implementations (which are informative) can be identified by the heading under which they are grouped, as follows:

- the normative Tests Descriptions are grouped under the "*** Test Cases ***" heading; while
- the informative test steps implementations are grouped under the "*** Keywords ***" heading.

NOTE: The text for the headings needs to conform to the Robot Framework language syntax.

4.5.2 Test Description format

Test Descriptions specify the information required to run an "API conformance test". Test Descriptions are defined per test and table 4.5.2-1 defines the elements of the Test Description.

Table 4.5.2-1: Test Description entries

Elements	Definition
Test ID	The Test ID identifies uniquely the test. Naming convention: the Test ID is the number of the clause in the present document which includes the Test Descriptions.
Test Objective	The test objective indicates clearly which requirement is intended to be tested in the test. This part eases the understanding of the Test Description behaviour. This also eases the identification of the requirements, which were used as a basis for the test.
Pre-conditions	The pre-conditions field defines the conditions that the state of the SUT shall verify before undergoing the actual Test Description. In the process of the test, if the pre-conditions are not met, it leads to the assignment of an Inconclusive verdict. This field may include identifiers of other tests within the present document which may be executed to bring the SUT into a state which verifies the mandated pre-conditions.
Reference	In the reference row, the Test Description writer indicates the clauses of NFV-SOL specification where the tested requirements are expressed. This information is critical, because it justifies the existence and the behaviour of the Test Description. The reference row may refer to several clauses, separated by semi-colon.
Config ID	The identifier of the applicable test configuration. A test configuration defines the components that shall be included in Test System and SUT to execute the tests and their connections.
Applicability	Only optional functions which are required for this specific Test Description are listed in this field.
Post-conditions	Definition of the events that the SUT is expected to perform or shall not perform, if any, according to the NFV-SOL specifications and following the correct execution of the actions in the expected behaviour below. If the post-conditions concur in the definition of the verdict of the test, a step in the Test Case shall be explicitly provided. Multiple post conditions are separated by semi-colon which expresses a logical AND relation.
Test Case	A set of steps of the test, carried out by the Test System to verify conformance of the SUT to the Test Objective. The steps are written in the form of Keywords in the Robot Framework language [i.2]. The verdict of the Test shall be set to 'Pass' if all the applicable steps in the Test Case are successfully carried out and meet expected results criteria, it shall be set to 'Fail' if any of the steps fails. The Inconclusive verdict applies in all other cases.

The Test Descriptions are formatted as tables, as shown in the example shown in table 4.5.2-2.

Table 4.5.2-2: Test Description entries examples

Test Purpose	
Test ID	A.B.C.D.E.
Test Objective	Example Test Objective.
Pre-conditions	Precondition example.
Reference	Reference 1; reference 2.
Config ID	Configuration_example_id.
Applicability	Applicability statement example.
Post-conditions	Precondition 1; Precondition 2; Precondition 3.
Test Case	
Step Number One Step Number Two Steps are described with use of below expressions: <ul style="list-style-type: none"> • GET all [resource] [expression] to query URI of [resource] to SUT by GET operation with [expression]. • GET [resource] [expression] to query individual [resource] to SUT by GET operation with [expression]. • Send [HTTP method] Request to [purpose]/[HTTP method] [resource] to send request to SUT by [HTTP method], i.e. POST, PUT, PATCH, DELETE. Same as "Send [HTTP method] Request to [purpose]". • Check HTTP Response Status [expression] to check if the status code in the response which corresponds to the previous step request from SUT matches [expression]. • Check HTTP Response Header [expression] to check if the contents of HTTP header in the response which corresponds to the previous step request from SUT matches [expression]. • Check HTTP Response Body [expression] to check if the JSON of the body in the payload of the response which corresponds to the previous step request from SUT matches [expression]. • Check Postcondition [resource] Exists to check if [resource] of the SUT is accessible by GET operation. • Check Postcondition [resource] is [expression] to check if [resource] matches [expression] by GET operation. • Check [notification name] Http Request Body [expression] Upon [notification name] received, to check if the JSON of the body in the payload of HTTP post request from SUT matches [expression]. • Trigger [condition] (external action) Test environment prepares [condition] for the particular test to run. • Check [resource] [condition] to check if the attribute of the [resource] in JSON in the payload of the response from SUT matches [condition] according to the "Post-Conditions" or "Pre-conditions" by GET operation. 	

4.5.3 Scope of the tests

4.5.3.1 General

In addition to the material described in clause 4.5.1, the behaviours of the SUT shall be tested in terms of:

- expected handling of the messages received from Test System;
- expected actions inside the SUT.

These two items above shall be checked by examining information retrieved by other operations performed by Test Systems e.g. GET or appropriate notification messages. These checks of expected handling and internal actions shall be based on material provided in the referenced specifications including all error cases.

Further checking includes:

- The expected correct response messages sent back to the Test system.

The above item shall be checked by analysing received messages by Test Systems. These checks of response correctness shall be based on material provided in the referenced specifications, including all error cases.

4.5.3.2 General characteristics of the reference points

This clause describes the basic principles of ETSI GS NFV-SOL 002 [2], ETSI GS NFV-SOL 003 [1], and ETSI GS NFV-SOL 005 [3] which are considered in API conformance test.

From the API conformance test point of view, the reference points have below characteristics:

- Asynchronous API and State handling by notifications: applicable for Os-Ma-Nfvo, Or-Vnfm:
 - Due to the varieties of the reasons, e.g. consuming time of process handling, "VNF Lifecycle Management interface" defined in ETSI GS NFV-SOL 003 [1], clause 5 and "NS Lifecycle Management interface" defined in ETSI GS NFV-SOL 005 [3], clause 6 are designed as asynchronous way, i.e. API designed is based on the combination of the specific methods with task resources and state handling by related attributes signalled via notification messages.
 - For example, the operation "Instantiate VNF" is triggered by POST message with task "Instantiate VNF" sent from NFVO to VNFM, then VNFM sends "provisional" response "202 accepted" back to NFVO, which means "accepted request" (ETSI GS NFV-SOL 003 [1], clause 5.4.4). Based on the subscriptions registered in VNFM, the appropriate notification message will be sent toward NFVO with the state of the processing in the VNFM at that time. After finishing the process of instantiating VNF in the VNFM, the notification message with the notification endpoint resource which is set to "operationState=COMPLETED" shall be sent (ETSI GS NFV-SOL 003 [1], clause 5.4.18), which means that the VNF has been instantiated. In order to verify such "Asynchronous API" characteristics, the Robot code implements "workflow test" which includes series of operations required for "VNF Lifecycle Management interface" and "NS Lifecycle Management interface" operations.
- Linked resource: applicable for Os-Ma-Nfvo, Ve-Vnfm, Or-Vnfm:
 - According to ETSI GS NFV-SOL 003 [1], clause 4.3.3.1, ETSI GS NFV-SOL 005 [3], clause 4.3.3.1 and ETSI GS NFV-SOL 002 [2], clause 4.3.3.1, "link" pointing to the resources which may be fetched by API consumer may be used on the reference point. It is used in order to avoid "big" response messages and to avoid repeating information request messages. Therefore, the validity of such linked resources is also verified by test, as same as resources in the response message itself.
- Request and response data values: applicable for Os-Ma-Nfvo, Ve-Vnfm, Or-Vnfm:
 - According to ETSI GS NFV-SOL 003 [1] and ETSI GS NFV-SOL 002 [2], clause 5.5, a VNF LCM request uses the relevant values e.g. set in the valid VNFD, i.e. InstantiateVnfRequest, ScaleVnfRequest, ScaleVnfToLevelRequest, ChangeVnfFlavourRequest, TerminateVnfRequest, HealVnfRequest, OperateVnfRequest and ChangeExtVnfConnectivityRequest.
 - According to ETSI GS NFV-SOL 005 [3], clause 6.5, a NS LCM request uses the relevant values e.g. set in the valid NSD, i.e. InstantiateNsRequest, ScaleNsRequest, UpdateNsRequest, TerminateNsRequest and HealNsRequest.
 - Test system verifies if each attribute of the response body uses relevant values e.g. set in the valid VNFD/NSD.

NOTE 1: This is not considered in the present document.

- Grant exchange: applicable for Or-Vnfm:
 - According to ETSI GS NFV-SOL 003 [1], clause 9.1, the VNFM executes Grant Request before certain LCM operations are executed for the direct mode. The test system verifies if each attribute of Grant request body uses relevant values e.g. set in the valid VNFD.

NOTE 2: The value validation is not considered in the present document.

NOTE 3: The Robot code implements "Individual Grant". The test for "Grant exchange in the VNF LCM operations" in the workflow test requires specific test configuration "Config_prod_VNFM_GRANT" specified in clause 4.3, but "Grant exchange" part in the VNF LCM is not considered by the Robot code in the present document.

- VIM registration: applicable for Or-Vnfm:
 - According to ETSI GS NFV-SOL 003 [1] clause 4.4.1.6, the VNFM uses VIM related information according to ETSI GS NFV-SOL 003 [1], clause C.5, the test system imports the latest VIM registration before testing.

NOTE 4: The test system imports the values for the VIM related information via test configurations.

4.5.3.3 Basic behaviours of the API producer/consumer and verification steps

4.5.3.3.0 Introduction

Expected behaviours of the API producer specified in the NFV-SOL specifications targeted by the tests (i.e. ETSI GS NFV-SOL 002 [2], ETSI GS NFV-SOL 003 [1] and ETSI GS NFV-SOL 005 [3]) are categorized as follows:

- Producer sends event triggered notifications based on consumer subscriptions.
- Producer sends periodic notifications based on the consumer subscriptions.
- Producer executes the requested API operation.
- Consumer fetches the files/package info.

These four categories are expanded hereafter.

4.5.3.3.1 Producer sends event triggered notifications based on consumer subscriptions

Typical example for this case is "Fault management". The producer sends a notification to the consumer with mechanism "filter" and "callback". The Test System checks if the notification aligns to the conditions of the subscription.

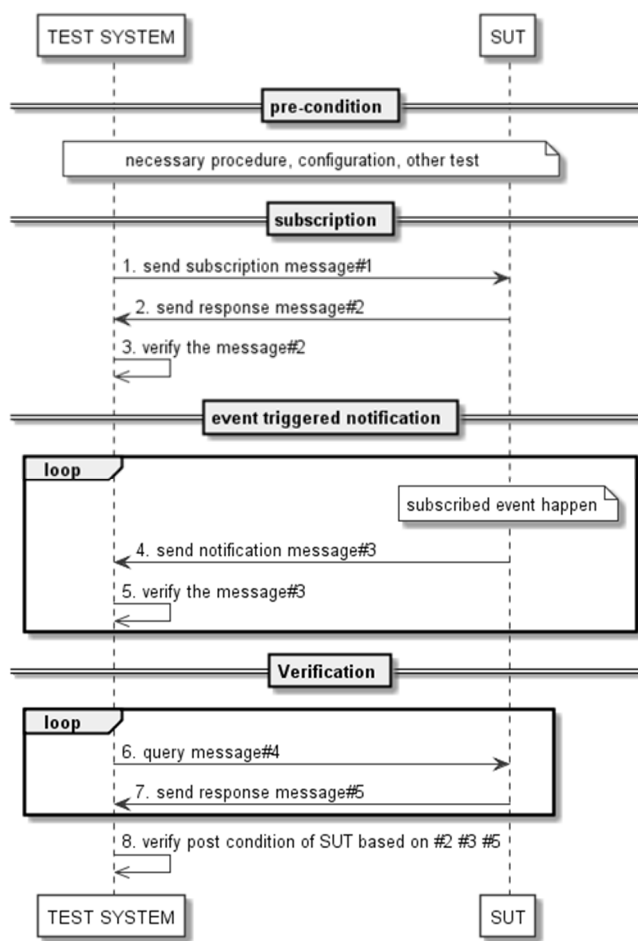


Figure 4.5.3.3.1-1: Verification procedure

The basic method of verification follows the steps as illustrated in figure 4.5.3.3.1-1.

Preconditions: Before sending message#1, required features/functionalities are executed, e.g. API authentication, etc. Other tests as pre-condition are executed beforehand if required:

- 1) Test System sends subscription message#1. Test System sets the data and attributes of the request body with correct/incorrect cardinalities and values.
- 2) Upon receiving the subscription message#1 from Test System, the SUT shall handle this subscription according to the requirements defined in SOL specifications, the response message#2 are sent to the Test System.
- 3) Test System verifies the received response message#2, in terms of expected response code, expected HTTP header, HTTP body, cardinality of the responded data, fulfilment of the requirements described in the description field, and verification aspects shown below, etc.:
 - a) Verification aspects: 1-C, 2-C, 2-F, 2-G (see clause 4.5.4).
- 4) When the events which are matched to the subscribed criteria made by message#1 happen in SUT, notification message#3 sends to the Test System.

NOTE: How to make subscribed event in SUT to match the criteria is out of scope of the present document.

- 5) Test System verifies the received response message#3, in terms of expected response code, expected HTTP header, HTTP body, cardinality of the responded data, fulfilment of the requirements described in the description field, and verification aspects shown below, etc. steps 4 and 5 can be looped:
 - a) Verification aspects: 1-C, 2-C, 2-F, 2-G (see clause 4.5.4).

- 6) After expected API messages exchange, the Test System may have some verification aspects which require retrieval of information from the SUT, e.g. linked resources embedded in the response message. In that case, the Test System may invoke a query message to the SUT.
- 7) As a reaction to the step 6, the SUT may send additional messages to the Test System. In this case, the verification is identical to the step 5.
- 8) In addition to the verification done by step 2, step 3, step 5 and step 7, the Test System verifies the expected post conditions for the SUT.

4.5.3.3.2 Producer sends periodic notifications based on the consumer subscriptions

Typical example for this case is "Performance management". The producer sends a periodic notification to the consumer as requested in the subscription. The Test System checks if the notification aligns to the conditions of the subscription.

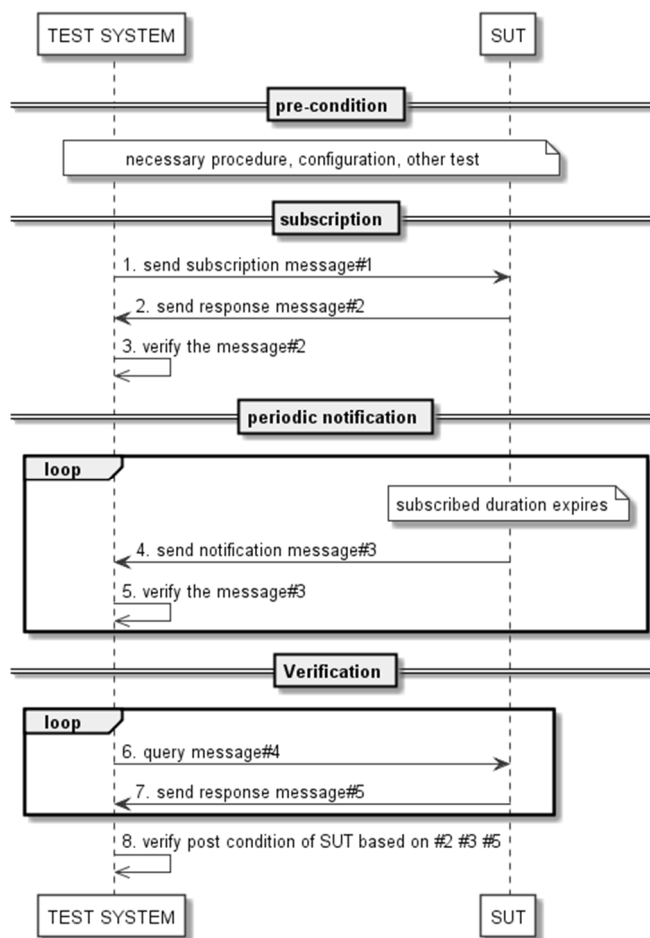


Figure 4.5.3.3.2-1: Verification procedure

The basic method of verification follows the steps as illustrated in figure 4.5.3.3.2-1.

Preconditions: Before sending message#1, required features/functionality are executed, e.g. API authentication, etc.
Other tests as pre-condition are executed beforehand if required:

NOTE: Even figure 4.5.3.3.2-1 shows the series of the message exchanges as sequence flow, the Robot code/Test Descriptions implements the tests per individual interface basis, i.e. the tests for subscription, the tests for notification.

- 1) Identical to the step 1 of clause 4.5.3.3.1.
- 2) Identical to the step 2 of clause 4.5.3.3.1.

- 3) Identical to the step 3 of clause 4.5.3.3.1.
- 4) When the reporting period which is subscribed to the SUT by message#1 expires, notification message#3 sends to the Test System.
- 5) Identical to the step 5 of clause 4.5.3.3.1.
- 6) Identical to the step 6 of clause 4.5.3.3.1.
- 7) Identical to the step 7 of clause 4.5.3.3.1.
- 8) Identical to the step 8 of clause 4.5.3.3.1.

4.5.3.3.3 Producer executes the requested API operation

Typical example for this case is "Life Cycle Management". Based on the concept "Asynchronous API", the producer starts the operation by receiving a request message from the consumer, and sends some notifications back based on the operational status. The Test System checks if the procedure is correct, i.e. start with a request, send notifications with an appropriate status, complete operation and correct status of the resources and status of the producer.

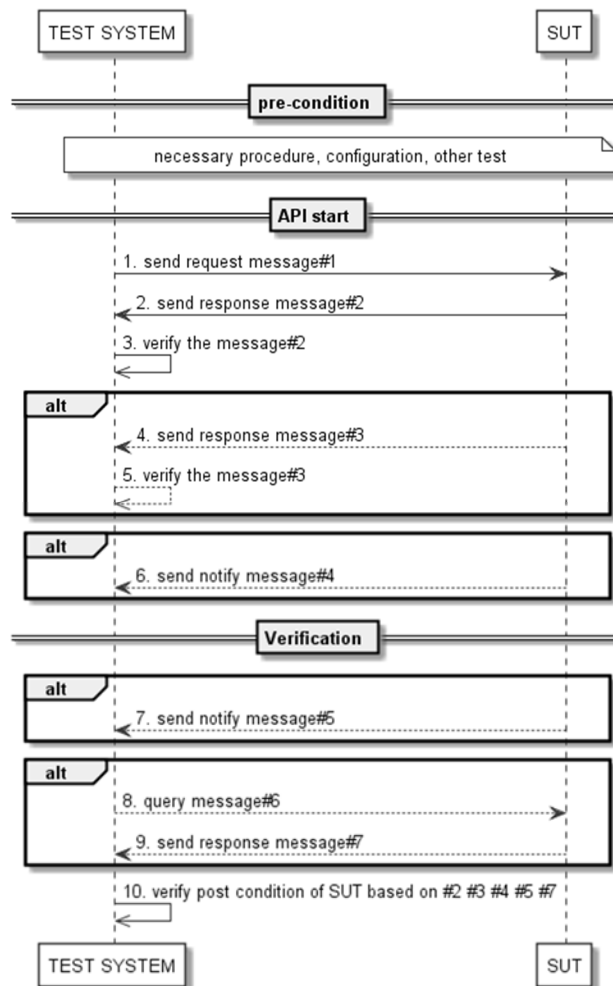


Figure 4.5.3.3.3-1: Verification procedure

The basic method of verification follows the steps as illustrated in figure 4.5.3.3.3-1.

Preconditions: Before sending message#1, required features/functionalities are executed, e.g. API authentication, etc.
Other tests as pre-condition are executed beforehand if required:

- 1) Test System sends request message#1. Test System sets the data and attributes of the request body with correct/incorrect cardinalities and values.
- 2) Upon receiving the request message#1 from Test System, the response message#2 are sent to the Test System with an appropriate response code and HTTP body based on the result of the SUT executed procedure.
- 3) Test System verifies the received response message#2, in terms of expected response code, expected HTTP header, HTTP body, cardinality of the responded data, fulfilment of the requirements described in the description field, and verification aspects shown below, etc.:
 - a) Verification aspects: 1-C, 2-A, 2-C, 2-F, 2-G (see clause 4.5.4).
- 4) Optionally, the API may have more than 1 message exchange in particular for messages sent from the SUT to the Test System. In that case this step follows step 2.
- 5) Identical to the step 3.
- 6) Optionally, the SUT may send notification messages to the Test System which shows the status of the processing of the messages in the SUT, e.g. STARTING/PROCESSING, etc., based on the consumer subscriptions.
- 7) After SUT completed the requested processing in the SUT, the SUT may send the notification message to the Test System which shows the status of the processing "COMPLETED".
- 8) After expected API messages exchange, the Test System may have some verification aspects which require retrieval of information from the SUT, e.g. linked resources embedded in the response message. In that case, the Test System may invoke a query message to the SUT.
- 9) As reaction to the step 8, the SUT may send additional messages to the Test System. In this case, the verification follows step 3.
- 10) In addition to the verification done by step 2, step 3, step 4, step 5 and step 7 (optional), the Test System verifies the expected post conditions for the SUT.

4.5.3.3.4 Consumer fetches the files/package info

Typical example for this case is fetching files of a VNFD, VNF package, NSD and PNFD. The Test System checks if the file or package info is correctly received.

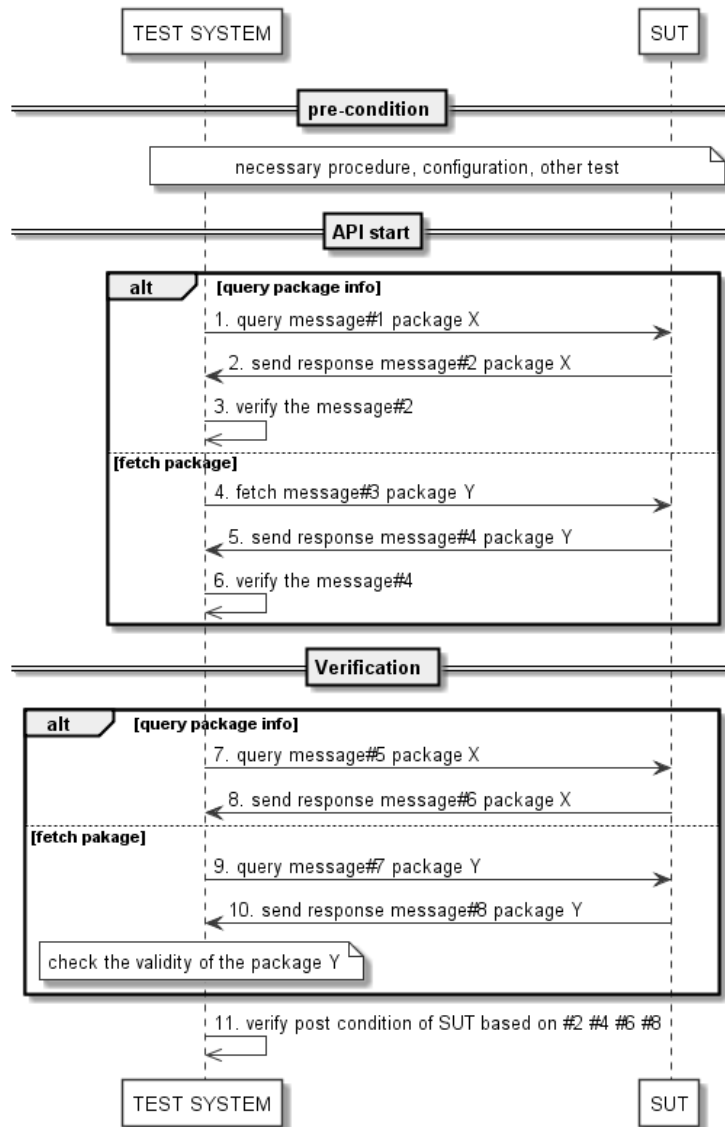


Figure 4.5.3.3.4-1: Verification procedure

The basic method of verification follows the steps as illustrated in figure 4.5.3.3.4-1.

Preconditions: Before sending message#1, required features/functionalities are executed, e.g. API authentication, etc.
Other tests as pre-condition are executed beforehand if required:

NOTE: Even figure 4.5.3.3.1-1 shows the series of the message exchanges as sequence flow, the Robot code/Test Descriptions implements the tests per individual interface basis, i.e. the tests for query the package info, the tests for fetch the packages.

- 1) Test System sends query message#1 for information of the package X. Test System sets the data and attributes of the request body with correct/incorrect cardinalities and values.
- 2) Upon receiving the query message#1 from Test System, the SUT shall handle this subscription according to the requirements defined in SOL specifications, the response message#2 are sent to the Test System.
- 3) Test System verifies the received response message#2, in terms of expected response code, expected HTTP header, HTTP body, cardinality of the responded data, fulfilment of the requirements described in the description field, and verification aspects shown below, etc.:
 - a) Verification aspects: 1-C, 2-C, 2-F, 2-G (see clause 4.5.4).

- 4) Alternately to the step 1, Test System sends fetch message#3 to retrieve the package Y. Test System sets the data and attributes of the request body with correct/incorrect:
 - a) Verification aspects: 2-F in clause 4.5.4.
- 5) Upon receiving the fetch message#3 from Test System, the SUT shall handle this request according to the requirements defined in SOL specifications, the response message#4 with package Y are sent to the Test System with an appropriate response code and HTTP body based on the result of the SUT executed procedure.
- 6) Identical to the step 3, for message#4.
- 7) After expected API messages exchange, the Test System may have some verification aspects which require retrieval of information from the SUT, e.g. linked resources embedded in the response message. In that case, the Test System may invoke a query message to the SUT. And in order to verify the package X information fetched by step 2, the Test System sends query message#5 to the SUT.
- 8) As reaction to the step 7, the SUT may send additional messages to the Test System. In this case, the verification is identical to the step 3.
- 9) The Test System may have some verification aspects which require retrieval of information from the SUT, e.g. linked resources embedded in the response message. In that case, the Test System may invoke a query message to the SUT. And in order to verify the package Y information fetched by step 5, Test System sends query message#7 to the SUT.
- 10) As reaction to the step 9, the SUT may send additional messages to the Test System. In this case, the verification is identical to the step 10.
- 11) In addition to the verification done by step 3 and step 6, the Test System verifies the expected post conditions for the SUT.

4.5.3.4 Workflow test considerations

The asynchronous API concept introduced in ETSI GS NFV-SOL 002 [2], ETSI GS NFV-SOL 003 [1] and ETSI GS NFV-SOL 005 [3] describes set of lifecycle operations and relations among them. Asynchronous API, though described in form of flow as informative in the base specifications, is one of the key and critical design concepts of NFV-SOL specifications and for deployment of NFV systems. Therefore, the present document includes a set of workflow Test Descriptions to test such characteristics and, in particular, to include checks on the postconditions of the request for LCM operations.

NOTE 1: As an example, the request of instantiation of a VNF expects as a post condition the asynchronous notifications of the status change of the VNF throughout the instantiation process. A workflow Test Description includes checks on the actual notifications of such status changes.

NOTE 2: The workflow Test Descriptions for ETSI GS NFV-SOL 002 [2] aspects are not considered in the present document.

The workflow Test Descriptions are listed in annex B.

4.5.4 Verification

4.5.4.0 Introduction

Since the scope of the API conformance test includes syntax and semantics verifications, this clause defines the methodology of the verification executed by the Test System.

4.5.4.1 Common verification aspects

The common verification aspects checked by the Test System are defined in table 4.5.4.1-1.

Table 4.5.4.1-1: Common verification aspects

Verification aspects	Notes
1-A: URI handling	<p>If the SUT receives an invalid URI by HTTP method with either an invalid path or invalid values for the resources, the SUT shall return the appropriate error response code to the Test System according to the SOL specification.</p> <p>The Test System tests the support of HTTP over TLS version 1.2.</p> <p>See and follow clause 4.1 of ETSI GS NFV-SOL 013 [5].</p>
1-B: Attribute selectors	<p>Expected attributes or sub-resources shall be sent from the SUT according to attribute selector parameter by a query operation from the Test System. The Test System tests all of the operations with parameters specified in table 5.3.2.1-1 of ETSI GS NFV-SOL 013 [5] if those work correctly.</p> <p>See and follow clause 5.3 of ETSI GS NFV-SOL 013 [5].</p>
1-C: HTTP header fields	<p>Expected HTTP headers shall be sent from the SUT. The Test System tests all of the operations with parameters if those work correctly.</p> <p>See and follow clause 4.2 of ETSI GS NFV-SOL 013 [5].</p>
1-D: Error reporting	<p>In case of some types of errors occurred in the SUT, the error response with type ProblemDetails data are returned to the Test System. The Test System tests all attributes of the ProblemDetails for error Response Codes explicitly specified in each of the Response body part of the tables for "Details of the request/response on the resources" in the baseline SOL specifications regarding the error experienced by the SUT.</p> <p>See note.</p> <p>See and follow clause 6 of ETSI GS NFV-SOL 013 [5].</p>
1-E: API authorization	<p>For the case of making an API call, OAuth2.0 is required for authentication between API consumer and API producer. For the case of the notification, OAuth2.0 or HTTP Basic authentication is used. The Test System tests OAuth2.0 process including authorization scope value. From the API producer point of view, if the passed access token is invalid, API producer should return appropriate errors, e.g. 401 unauthorized, 403 insufficient scope.</p> <p>For conformance purposes, AUTHORIZATION_HEADER = "Authorization" shall be used.</p> <p>See and follow clause 8 of ETSI GS NFV-SOL 013 [5].</p>
<p>NOTE: The test system does not support the test for the exhaust error Response Codes specified in ETSI GS NFV-SOL 013 [5] for the "4xx/5xx" part of each Response body filed in the tables for "Details of the request/response on the resources". The tests for the error code 401/403 those are not explicitly specified in each of the Response body part of the tables for "Details of the request/response on the resources" in the baseline SOL specifications, are supported with only Test ID 6.3.5.11 and 7.3.1.3.9.</p>	

4.5.4.2 Verification aspects for individual APIs

The verification aspects for individual APIs checked by the Test System are defined in table 4.5.4.2-1.

Table 4.5.4.2-1: Common verification aspects for each API

Verification aspects	Notes
2-A: Asynchronous API	As described in clause 4.5.3, one of the typical behaviours of Asynchronous API, the requested behaviours are not completed by a response message but as a combination of notifications. See note 1.
2-B: Void	Void.
2-C: HTTP Method support	The Test System verifies all of the Supported HTTP method, e.g. all types of the specified method with all types of the specified response codes.
2-D: Void	Void.
2-E: Void	Void.

Verification aspects	Notes
2-F: Response messages validation	The Test System checks the syntax of the HTTP header and body, the cardinalities and the conditions described in the description part and/or "NOTE" part of the tables for definition of the data types in the SOL specifications. The "link" attributes of the data model are also subject for validation in term of intended values of the resources in the SUT. See note 2.
2-G: Validation of the resources in the SUT after API operation	<p>The Test System checks if the related resources in the SUT are in the expected status after having received the response messages, by checking the notifications from the SUT or by initiating a GET request towards the SUT.</p> <p>The tests make use of NSD and VNFD in order to enhance the verification aspects of the test suite. For example, when a VNF is instantiated, the values in the vnfdInstance should reflect the content of the VNFD.</p> <p>The verified parameters are taken from tables D.2-1 and D.3-1 in ETSI GS NFV-SOL 001 [6]. During a test, the focus is on verifying parameters in the responses from the SUT. Where a response includes one or more parameters from ETSI GS NFV-SOL 001 [6], then a validation is performed. A validation is for equality, such that the parameter in the response = parameter from VNFD.</p> <p>This type of validation is done on the following reference points and APIs:</p> <p>Os-Ma-nfvo Reference Point:</p> <ul style="list-style-type: none"> • NSD Management API • NSD Lifecycle Management API • VNF Package Management API <p>Or-Vnfm Reference Point:</p> <ul style="list-style-type: none"> • VNF Lifecycle Management API • VNF Lifecycle Operation Granting API • VNF Package Management API <p>Ve-Vnfm Reference Point:</p> <ul style="list-style-type: none"> • VNF Lifecycle Management API
2-H: Void	Void.
<p>NOTE 1: The Robot code implements "workflow test", which includes series of operations required for VNF Lifecycle Management interface and NS Lifecycle Management interface. Special considerations on "workflow Test Descriptions" are described in clause 4.5.3.4.</p> <p>NOTE 2: The current version of the Robot code implements as follows:</p> <ul style="list-style-type: none"> – JSON schema validation is supported. – Conditional check for the requirements of the data type, i.e. requirements described in the description part of the data type table in the SOL specifications is not fully performed. 	

4.5.4.3 Verification aspects not considered

The current version of the present document and test code is not considering the aspects for verification listed in table 4.5.4.3-1.

Table 4.5.4.3-1: Exception of the verification aspects for API conformance test

Verification aspects not considered by this version of the present document and test code	Notes
Multiple times notification test	Multiple times notification test based on the conditions subscribed. See clause 4.5.3.3.2.

5 Void

6 Void

7 Void

Annex A (informative): Known Issues

Table A-1 lists Test Descriptions that have known issues.

Table A-1: Known issues

Clause IDs	Issue Description
None	None

Table A-2 lists the missing Test Descriptions.

Table A-2: Missing Test Descriptions

Clause IDs	Description
None	None

Annex B (informative): Workflow Test Descriptions

Table B-1 contains the exhaustive list of Test Descriptions that are workflows, as defined in clause 4.5.3.4.

Table B-1: List of workflow Test Descriptions

Test ID	Test Title
5.3.2.18.1	NS Instance Creation
5.3.2.18.2	NS Instance Creation with DISABLED Network Service Descriptor
5.3.2.19.1	NS Instance Deletion
5.3.2.20.1	Heal Flow of NS lifecycle management operations
5.3.2.21.1	Instantiate Flow of NS lifecycle management operations
5.3.2.22.1	Scale Flow of NS lifecycle management operations
5.3.2.23.1	Terminate Flow of NS lifecycle management operations
5.3.2.24.1	Update Flow of NS lifecycle management operations
7.3.1.19.1	Cancel a VNF LCM Operation - STARTING
7.3.1.19.2	Cancel a VNF LCM Operation - PROCESSING - ROLLING_BACK
7.3.1.20.1	Change external connectivity of VNF Workflow
7.3.1.21.1	Change VNF Flavour Workflow
7.3.1.22.1	Create VNF Instance Resource
7.3.1.23.1	Delete VNF Instance Resource
7.3.1.24.1	Fail a VNF LCM Operation Workflow
7.3.1.25.1	Heal a VNF Instance
7.3.1.26.1	VNF Instantiation
7.3.1.26.2	VNF Instantiation with attribute instantiationLevelId
7.3.1.26.3	VNF Instantiation with attribute targetScaleLevelInfo
7.3.1.27.1	Modify info of a VNF Instance
7.3.1.28.1	Operate a VNF Instance
7.3.1.29.1	Retry VNF LCM Operation - Successful
7.3.1.29.2	Retry VNF LCM Operation - Unsuccessful
7.3.1.30.1	Rollback a VNF LCM Operation - Successful
7.3.1.30.2	Rollback VNF LCM Operation - Unsuccessful
7.3.1.31.1	VNF Instance Scale To Level
7.3.1.32.1	VNF Instance Scale Out
7.3.1.33.1	Terminate a VNF Instance

Annex C:
Void

Annex D (normative): Word format presentation of the test suite for the Os-Ma-nfvo Reference Point

The Microsoft® Word format presentation of the high level tests for the Os-Ma-nfvo is generated from the Robot Framework test suite using the tool robot2doc available at [i.3]. The format is provided to assist the readers who are not familiar with the Robot Framework syntax language.

The Microsoft® Word format presentation of the high level tests for the Os-Ma-nfvo is the file Tests-SOL005-OsMaNfvo.docx contained in archive gs_nfv-tst010v050101p0.zip which accompanies the present document.

The normative Test Descriptions and the informative test steps implementations are available in the Robot Framework at <https://forge.etsi.org/rep/nfv/api-tests/tree/5.1.1/SOL005>.

Some Test Descriptions that were present in previous versions of the present document are indicated as "void". This is because the Test Descriptions are not applicable to version 5.1.1 of ETSI GS NFV-SOL 005 [3].

Annex E (normative): Word format presentation of the test suite for the Ve-Vnfm Reference Point

The Microsoft® Word format presentation of the high level tests for the Ve-Vnfm is generated from the Robot Framework test suite using the tool robot2doc available at [i.3]. The format is provided to assist the readers who are not familiar with the Robot Framework syntax language.

The Microsoft® Word format presentation of the high level tests for the Ve-Vnfm is the file Tests-SOL002-VeVnfm.docx contained in archive gs_nfv-tst010v050101p0.zip which accompanies the present document.

The normative Test Descriptions and the informative test steps implementations are available in the Robot Framework at <https://forge.etsi.org/rep/nfv/api-tests/tree/5.1.1/SOL002>.

Some Test Descriptions that were present in previous versions of the present document are indicated as "void". This is because the Test Descriptions are not applicable to version 5.1.1 of ETSI GS NFV-SOL 002 [2].

Annex F (normative): Word format presentation of the test suite for the Or-Vnfm Reference Point

The Microsoft® Word format presentation of the high level tests for the Or-Vnfm is generated from the Robot Framework test suite using the tool robot2doc available at [i.3]. The format is provided to assist the readers who are not familiar with the Robot Framework syntax language.

The Microsoft® Word format presentation of the high level tests for the Or-Vnfm is the file Tests-SOL003-OrVnfm.docx contained in archive gs_nfv-tst010v050101p0.zip which accompanies the present document.

The normative Test Descriptions and the informative test steps implementations are available in the Robot Framework at <https://forge.etsi.org/rep/nfv/api-tests/tree/5.1.1/SOL003>.

Some Test Descriptions that were present in previous versions of the present document are indicated as "void". This is because the Test Descriptions are not applicable to version 5.1.1 of ETSI GS NFV-SOL 003 [1].

Annex G (normative):

Word format presentation of the test suite for NFV-MANO Management

The Microsoft® Word format presentation of the high level tests for the NFV-MANO Management is generated from the Robot Framework test suite using the tool robot2doc available at [i.3]. The format is provided to assist the readers who are not familiar with the Robot Framework syntax language.

The Microsoft® Word format presentation of the high level tests for the NFV-MANO Management is the file Tests-SOL009-NFV-MANO-mgmt.docx contained in archive gs_nfv-tst010v050101p0.zip which accompanies the present document.

The normative Test Descriptions and the informative test steps implementations are available in the Robot Framework at <https://forge.etsi.org/rep/nfv/api-tests/tree/5.1.1/SOL009>.

Some Test Descriptions that were present in previous versions of the present document are indicated as "void". This is because the Test Descriptions are not applicable to version 5.1.1 of ETSI GS NFV-SOL 009 [7].

Annex H (normative): Word format presentation of the test suite for the Or-Or reference point

H.1 General

The Microsoft® Word format presentation of the high level tests for the Or-Or is generated from the Robot Framework test suite using the tool robot2doc available at [i.3]. The format is provided to assist the readers who are not familiar with the Robot Framework syntax language.

The Microsoft® Word format presentation of the high level tests for the Or-Or is the file Tests-SOL011-OrOr.docx contained in archive gs_nfv-tst010v050101p0.zip which accompanies the present document.

The normative Test Descriptions and the informative test steps implementations are available in the Robot Framework at <https://forge.etsi.org/rep/nfv/api-tests/tree/5.1.1/SOL011>.

In addition to the ETSI GS NFV-SOL 011 [8] tests listed in the electronic attachment, the ETSI GS NFV-SOL 011 [8] tests make use of applicable ETSI GS NFV-SOL 005 [3] tests. The following ETSI GS NFV-SOL 011 [8] interfaces reference the related SOL005 interfaces.

NOTE: The tests for ETSI GS NFV-SOL 011 [8] are for version 4.5.1 and not version 5.1.1.

H.2 SOL011 NSD Management

The interface follows the provisions specified in clause 5 of ETSI GS NFV-SOL 005 [3] for the NSD management interface, except that the producer is NFVO-N and the consumer is NFVO-C.

The following SOL005 NSD Management conformance tests only are applicable to ETSI GS NFV-SOL 011 [8]:

Resource	Applicable Test IDs
NS Descriptors	5.3.1.1.1-10, 5.3.1.1.1-15-17
Individual NS Descriptors	5.3.1.2.1-2

H.3 SOL011 NS Lifecycle Management

The interface follows the provisions specified in clause 6 of ETSI GS NFV-SOL 005 [3] for the NS lifecycle management interface, except that the producer is NFVO-N and the consumer is NFVO-C.

All of the SOL005 NS Lifecycle Management tests are applicable to ETSI GS NFV-SOL 011 [8], **except for** the following ones:

Resource	Not Applicable Test IDs
Update NS task	5.3.2.5.1-6, 5.3.2.24.1

H.4 SOL011 NS Performance Management

The interface follows the provisions specified in clause 7 of ETSI GS NFV-SOL 005 [3] for the performance management interface, except that the producer is NFVO-N and the consumer is NFVO-C.

All of the ETSI GS NFV-SOL 005 [3] NS Performance Management tests are applicable to ETSI GS NFV-SOL 011 [8].

H.5 SOL011 NS Fault Management

The interface follows the provisions specified in clause 8 of ETSI GS NFV-SOL 005 [3] for the fault management interface, except that the producer is NFVO-N and the consumer is NFVO-C.

All of the ETSI GS NFV-SOL 005 [3] NS Fault Management tests are applicable to ETSI GS NFV-SOL 011 [8].

Annex I (normative): Word format presentation of the test suite for NFV-MANO Policy Management

The Microsoft® Word format presentation of the high level tests for the NFV-MANO Policy Management is generated from the Robot Framework test suite using the tool robot2doc available at [i.3]. The format is provided to assist the readers who are not familiar with the Robot Framework syntax language.

The Microsoft® Word format presentation of the high level tests for the NFV-MANO Policy Management is the file Tests-SOL012-NFV-MANO-Policy-mgmt.docx contained in archive gs_nfv-tst010v050101p0.zip which accompanies the present document.

The normative Test Descriptions and the informative test steps implementations are available in the Robot Framework at <https://forge.etsi.org/rep/nfv/api-tests/tree/5.1.1/SOL012>.

Some Test Descriptions that were present in previous versions of the present document are indicated as "void". This is because the Test Descriptions are not applicable to version 4.5.1 of ETSI GS NFV-SOL 012 [11].

NOTE: The tests for ETSI GS NFV-SOL 012 [11] are for version 4.5.1 and not version 5.1.1.

Annex J (informative): Inter-connected Test Descriptions

To run the multiple tests implemented by Robot Framework with connected manner by the test system, the present document/work includes the set of inter-connected Test Descriptions. Table J-1 contains the exhaustive list of Test Descriptions that are inter-connected Test Descriptions.

NOTE: In this version of the present document, each of the inter-connected test descriptions includes the numbers of the test descriptions which are defined in Annex F, i.e. the tests for the Or-Vnfm, applying to the ETSI GS NFV-SOL 003 [1].

Table J-1: List of inter-connected Test Descriptions

Test ID of inter-connected test Descriptions	Test Title	Test Descriptions included in the inter-connected Test Descriptions (with reference Test ID of the individual Test Descriptions)
11.3.1.1.1	Create a new VNF instance resource and query information about multiple and individual VNF instance	GET Individual VNF package (7.3.3.2.1) -> POST Create a new vnfnInstance (7.3.1.1.1) -> GET information about multiple VNF instances (7.3.1.1.2) -> GET Information about an individual VNF Instance (7.3.1.2.2)
11.3.1.2.1	Modify an individual VNF instance resource	GET Individual VNF package (7.3.3.2.1) -> POST Create a new vnfnInstance (7.3.1.1.1) -> PATCH Individual VNFInstance (7.3.1.2.4)
11.3.1.3.1	Delete a VNF instance	GET Individual VNF package (7.3.3.2.1) -> POST Create a new vnfnInstance (7.3.1.1.1) -> DELETE Individual VNFInstance (7.3.1.2.7)
11.3.1.4.1	Instantiate a VNF instance	GET Individual VNF package (7.3.3.2.1) -> POST Create a new vnfnInstance (7.3.1.1.1) -> Instantiate a vnfnInstance workflow (7.3.1.26.1)
11.3.1.5.1	Terminate a VNF instance	GET Individual VNF package (7.3.3.2.1) -> POST Create a new vnfnInstance (7.3.1.1.1) -> Instantiate VNF instance workflow (7.3.1.26.1) -> POST Terminate a vnfnInstance workflow (7.3.1.33.1)
11.3.1.6.1	Retrieve VNF instance Operation Occurrences	GET Individual VNF package (7.3.3.2.1) -> POST Create a new vnfnInstance (7.3.1.1.1) -> Instantiate VNF instance workflow (7.3.1.26.1) -> GET status information about multiple VNF LCM Operation OCC (7.3.1.11.2) -> GET Individual VNF LCM OP occurrence (7.3.1.12.2)
11.3.1.7.1	Create a new subscription and query information about multiple and individual subscription resources	GET Individual VNF package (7.3.3.2.1) -> POST Create a new subscription (7.3.1.17.1) -> GET Subscriptions (7.3.1.17.4) -> GET Individual Subscription (7.3.1.18.2)
11.3.1.8.1	Delete individual subscription	GET Subscriptions (7.3.1.17.4) -> DELETE an individual subscription (7.3.1.18.5)
11.3.1.9.1	Scale Out a VNF instance	GET Individual VNF package (7.3.3.2.1) -> POST Create a new vnfnInstance (7.3.1.1.1) -> Instantiate VNF instance workflow (7.3.1.26.1) -> POST Scale a vnfnInstance workflow (7.3.1.32.1)
11.3.1.10.1	Scale In a VNF instance	GET information about multiple VNF instances (7.3.1.1.2) -> POST Scale a vnfnInstance workflow (7.3.1.32.1)
11.3.1.11.1	Heal a VNF instance	GET Individual VNF package (7.3.3.2.1) -> POST Create a new vnfnInstance (7.3.1.1.1) -> Instantiate VNF instance (7.3.1.3.1) -> GET Individual VNF (7.3.1.2.2) -> POST Heal a vnfnInstance (7.3.1.8.1)
11.3.1.12.1	VNF instance Change External Connectivity	GET information about multiple VNF instances (7.3.1.1.2) -> POST Scale a vnfnInstance workflow (7.3.1.32.1)
11.3.1.13.1	Test that POST method initiates retrying a VNF lifecycle operation if the operation is in FAILED_TEMP state	GET Individual VNF package (7.3.3.2.1) -> POST Create a new vnfnInstance (7.3.1.1.1) -> Instantiate VNF instance (7.3.1.3.1) -> GET status information about multiple VNF LCM Operation OCC (7.3.1.11.2) -> POST Retry operation task (7.3.1.13.1)
11.3.1.14.1	Test that POST method initiates rollback on a VNF lifecycle operation	GET Individual VNF package (7.3.3.2.1) -> ConfigPOST Create a new vnfnInstance (7.3.1.1.1) -> Instantiate VNF instance (7.3.1.3.1) -> GET status information about multiple VNF LCM Operation OCC (7.3.1.11.2) -> POST Rollback operation task (7.3.1.14.1)

Annex K (informative): TD Change history

K.1 Release 5.1.1

K.1.1 New TDs for the new testing aspects

Table K.1.1-1 contains the list of Test Descriptions that are new in terms of new testing aspects in this version of present document.

Table K.1.1-1: List of Test Descriptions that are new in terms of new testing aspects

Test ID	Test Title
5.3.6.7.1	POST Individual CCMs NFVI Capacity Information - Method not implemented
5.3.6.7.2	GET Information about an Individual CCMs NFVI Capacity Information
5.3.6.7.3	GET Information about an Individual CCMs NFVI Capacity Information using filter query parameter
5.3.6.7.4	GET Information about an Individual CCMs NFVI Capacity Information - NOT FOUND
5.3.6.7.5	PUT Individual CCMs NFVI Capacity Information - Method not implemented
5.3.6.7.6	PATCH Individual CCMs NFVI Capacity Information
5.3.6.7.7	DELETE Individual CCMs NFVI Capacity Information - Method Not implemented
5.3.6.7.8	GET Information about an Individual CCMs NFVI Capacity Information with permitted authorization scope
5.3.6.7.9	GET Information about an Individual CCMs NFVI Capacity Information with not permitted authorization scope
6.3.5.3.11	POST Instantiate a vnflInstance with non permitted authorization scope
7.3.1.3.9	Post Instantiate Individual VNFInstance - Unauthorized
7.3.1.4.10	POST Scale a vnflInstance Scale Vertical - Compute
7.3.1.4.11	POST Scale a vnflInstance Scale Vertical - Storage
7.3.1.4.12	POST Scale a vnflInstance Scale Vertical - Oscontainer
7.3.1.10.8	POST Change external VNF connectivity - Conflict
8.3.1.10.9a	POST new subscription - Unprocessable Content
11.3.1.11.1	Heal a VNF instance
11.3.1.12.1	VNF instance Change External Connectivity
11.3.1.13.1	Test that POST method initiates retrying a VNF lifecycle operation if the operation is in FAILED_TEMP state
11.3.1.14.1	Test that POST method initiates rollback on a VNF lifecycle operation

K.1.2 New TDs those were missing in the previous version

Table K.1.2-1 contains the list of Test Descriptions that were supposed to be included but missing in the previous versions of the present document.

Table K.1.2-1: List of Test Descriptions that were supposed to be included but missing in the previous versions of the present document

Test ID	Test Title
6.3.4.8.4	Test the Notification Endpoint - Successful
6.3.4.8.5	PUT Notification endpoint - Method Not Implemented
6.3.4.8.6	PATCH Notification endpoint - Method Not Implemented
6.3.4.8.7	DELETE Notification endpoint - Method Not Implemented
6.3.5.1.16	GET information about multiple VNF instances - Bad Request Response too big
6.3.5.1.17	GET information about multiple VNF instances to get Paged Response
6.3.5.1.17a	GET information about multiple VNF instances as a Paged Response with nextpage_opaque_marker parameter
6.3.5.2.11	Get Information about an individual VNF Instance - Not Found
6.3.5.11.17	GET information about multiple VNF instances - Bad Request Response too big
6.3.5.12.8	Get status information about individual VNF instances - Not Found
6.3.5.16.10	POST Cancel operation task
6.3.5.21.4	Test the Notification Endpoint - Successful
6.3.5.21.5	PUT Notification endpoint - Method Not Implemented
6.3.5.21.6	PATCH Notification endpoint - Method Not Implemented
6.3.5.21.7	DELETE Notification endpoint - Method Not Implemented
7.3.1.1.19	POST Create a new vnflInstance - UNPROCESSABLE CONTENT
7.3.1.36.4	Test the Notification Endpoint - Successful
7.3.1.36.5	PUT Notification endpoint - Method Not Implemented
7.3.1.36.6	PATCH Notification endpoint - Method Not Implemented
7.3.1.36.7	DELETE Notification endpoint - Method Not Implemented
7.3.3.12.3	Test the Notification Endpoint - Successful
7.3.3.12.4	PUT Notification endpoint - Method Not Implemented
7.3.3.12.5	PATCH Notification endpoint - Method Not Implemented
7.3.3.12.6	DELETE Notification endpoint - Method Not Implemented
7.3.4.10.3	Test the Notification Endpoint - Successful
7.3.4.10.4	PUT Notification endpoint - Method Not Implemented
7.3.4.10.5	PATCH Notification endpoint - Method Not Implemented
7.3.4.10.6	DELETE Notification endpoint - Method Not Implemented
7.3.5.7.4	Test the Notification Endpoint - Successful
7.3.5.7.5	PUT Notification endpoint - Method Not Implemented
7.3.5.7.6	PATCH Notification endpoint - Method Not Implemented
7.3.5.7.7	DELETE Notification endpoint - Method Not Implemented
7.3.6.8.3	Test the Notification Endpoint - Successful
7.3.6.8.4	PUT Notification endpoint - Method Not Implemented
7.3.6.8.5	PATCH Notification endpoint - Method Not Implemented
7.3.6.8.6	DELETE Notification endpoint - Method Not Implemented
7.3.7.4.2	Test the Notification Endpoint - Successful
7.3.7.4.3	PUT Notification endpoint - Method Not Implemented
7.3.7.4.4	PATCH Notification endpoint - Method Not Implemented
7.3.7.4.5	DELETE Notification endpoint - Method Not Implemented

Annex L (informative): Change history

Version	Date	Information about changes
V5.1.1.0.0.1	January 2025	Initial draft with implementation of contributions approved during SOL#309. NFVSOL(24)000433r1_TST010ed511_version_update
V5.1.1.0.0.2	January 2025	Draft with implementation of contributions approved during SOL#314 NFVSOL(25)000020r1_TST010ed511_update_for_MRs
V5.1.1.0.0.3	February 2025	Draft with implementation of contributions approved during SOL#316 NFVSOL(25)000035 TST010ed511 Review Contribution K.1.1 More Missing New TDs

History

Document history		
V5.1.1	April 2025	Publication