



Network Functions Virtualisation (NFV) Release 3; Management and Orchestration; Ve-Vnfm reference point - Interface and Information Model Specification

Disclaimer

The present document has been produced and approved by the Network Functions Virtualisation (NFV) ETSI Industry Specification Group (ISG) and represents the views of those members who participated in this ISG.
It does not necessarily represent the views of the entire ETSI membership.

Reference

RGS/NFV-IFA008ed341

Keywordsconfiguration, interface, management, MANO,
NFV, virtualisation**ETSI**

650 Route des Lucioles
F-06921 Sophia Antipolis Cedex - FRANCE

Tel.: +33 4 92 94 42 00 Fax: +33 4 93 65 47 16

Siret N° 348 623 562 00017 - NAF 742 C
Association à but non lucratif enregistrée à la
Sous-Préfecture de Grasse (06) N° 7803/88

Important notice

The present document can be downloaded from:

<http://www.etsi.org/standards-search>

The present document may be made available in electronic versions and/or in print. The content of any electronic and/or print versions of the present document shall not be modified without the prior written authorization of ETSI. In case of any existing or perceived difference in contents between such versions and/or in print, the prevailing version of an ETSI deliverable is the one made publicly available in PDF format at www.etsi.org/deliver.

Users of the present document should be aware that the document may be subject to revision or change of status.

Information on the current status of this and other ETSI documents is available at

<https://portal.etsi.org/TB/ETSIDeliverableStatus.aspx>

If you find errors in the present document, please send your comment to one of the following services:

<https://portal.etsi.org/People/CommitteeSupportStaff.aspx>

Copyright Notification

No part may be reproduced or utilized in any form or by any means, electronic or mechanical, including photocopying and microfilm except as authorized by written permission of ETSI.

The content of the PDF version shall not be modified without the written authorization of ETSI.

The copyright and the foregoing restriction extend to reproduction in all media.

© ETSI 2020.

All rights reserved.

DECT™, **PLUGTESTS™**, **UMTS™** and the ETSI logo are trademarks of ETSI registered for the benefit of its Members.

3GPP™ and **LTE™** are trademarks of ETSI registered for the benefit of its Members and of the 3GPP Organizational Partners.

oneM2M™ logo is a trademark of ETSI registered for the benefit of its Members and of the oneM2M Partners.

GSM® and the GSM logo are trademarks registered and owned by the GSM Association.

Contents

| | |
|---|----|
| Intellectual Property Rights | 13 |
| Foreword..... | 13 |
| Modal verbs terminology..... | 13 |
| 1 Scope | 14 |
| 2 References | 14 |
| 2.1 Normative references | 14 |
| 2.2 Informative references..... | 14 |
| 3 Definition of terms, symbols and abbreviations..... | 15 |
| 3.1 Terms..... | 15 |
| 3.2 Symbols..... | 15 |
| 3.3 Abbreviations | 15 |
| 4 Overview of interfaces and information elements associated to the Ve-Vnfm-em and Ve-Vnfm-vnf reference points | 15 |
| 4.1 Introduction | 15 |
| 4.2 Relation to other NFV Group Specifications..... | 16 |
| 4.3 Conventions..... | 17 |
| 5 Reference point and interface requirements | 17 |
| 5.1 Introduction | 17 |
| 5.2 Ve-Vnfm-em Reference Point Requirements..... | 17 |
| 5.2.0 Requirements applicable to the Ve-Vnfm-em reference point..... | 17 |
| 5.2.1 Interface Requirements | 18 |
| 5.2.1.1 VNF Lifecycle Management interface requirements | 18 |
| 5.2.1.2 Void..... | 20 |
| 5.2.1.3 VNF Fault Management interface requirements | 20 |
| 5.2.1.4 VNF Indicator interface requirements..... | 21 |
| 5.2.1.5 Void..... | 21 |
| 5.2.1.6 VNF Performance Management interface requirements | 21 |
| 5.2.1.7 Policy Management interface requirements | 22 |
| 5.2.1.8 Void..... | 22 |
| 5.2.1.9 LCM Coordination interface requirements | 22 |
| 5.3 Ve-Vnfm-vnf Reference Point Requirements | 23 |
| 5.3.0 Requirements applicable to the Ve-Vnfm-vnf reference point | 23 |
| 5.3.1 Interface Requirements | 23 |
| 5.3.1.1 VNF Lifecycle Management interface requirements | 23 |
| 5.3.1.2 VNF Configuration interface requirements..... | 24 |
| 5.3.1.3 VNF Indicator interface requirements..... | 24 |
| 5.3.1.4 VNF Performance Management interface requirements | 25 |
| 5.3.1.5 VNF Fault Management interface requirements | 25 |
| 5.3.1.6 LCM Coordination interface requirements | 26 |
| 6 VNF exposed interfaces | 27 |
| 6.1 Introduction | 27 |
| 6.2 VNF configuration interface..... | 27 |
| 6.2.1 Description..... | 27 |
| 6.2.2 Void | 27 |
| 6.2.3 Set Configuration..... | 27 |
| 6.2.3.1 Description | 27 |
| 6.2.3.2 Input parameters..... | 27 |
| 6.2.3.3 Output parameters | 28 |
| 6.2.3.4 Operation results | 28 |
| 6.3 VNF Indicator interface..... | 28 |
| 6.3.1 Description..... | 28 |
| 6.3.2 Subscribe operation..... | 28 |
| 6.3.2.1 Description | 28 |

| | | |
|---------|--|----|
| 6.3.2.2 | Input parameters | 29 |
| 6.3.2.3 | Output parameters | 29 |
| 6.3.2.4 | Operation results | 29 |
| 6.3.3 | Notify operation | 29 |
| 6.3.3.1 | Description | 29 |
| 6.3.4 | Get Indicator Value operation | 29 |
| 6.3.4.1 | Description | 29 |
| 6.3.4.2 | Input parameters | 30 |
| 6.3.4.3 | Output parameters | 30 |
| 6.3.4.4 | Operation results | 30 |
| 6.3.5 | Terminate Subscription operation | 30 |
| 6.3.5.1 | Description | 30 |
| 6.3.5.2 | Input parameters | 30 |
| 6.3.5.3 | Output parameters | 30 |
| 6.3.5.4 | Operation results | 31 |
| 6.3.6 | Query Subscription Info operation | 31 |
| 6.3.6.1 | Description | 31 |
| 6.3.6.2 | Input parameters | 31 |
| 6.3.6.3 | Output parameters | 31 |
| 6.3.6.4 | Operation results | 31 |
| 6.4 | LCM Coordination interface | 31 |
| 6.4.1 | Description | 31 |
| 6.4.2 | CoordinateLcmOperation operation | 32 |
| 6.4.2.1 | Description | 32 |
| 6.4.2.2 | Input parameters | 32 |
| 6.4.2.3 | Output parameters | 33 |
| 6.4.2.4 | Operation results | 33 |
| 7 | VNFM exposed interfaces | 33 |
| 7.1 | Introduction | 33 |
| 7.2 | VNF Lifecycle Management interface | 33 |
| 7.2.1 | Description | 33 |
| 7.2.2 | Create VNF Identifier operation | 34 |
| 7.2.2.1 | Description | 34 |
| 7.2.2.2 | Input parameters | 35 |
| 7.2.2.3 | Output parameters | 35 |
| 7.2.2.4 | Operation results | 35 |
| 7.2.3 | Instantiate VNF operation | 35 |
| 7.2.3.1 | Description | 35 |
| 7.2.3.2 | Input parameters | 36 |
| 7.2.3.3 | Output parameters | 36 |
| 7.2.3.4 | Operation results | 37 |
| 7.2.4 | Scale VNF operation | 37 |
| 7.2.4.1 | Description | 37 |
| 7.2.4.2 | Input parameters | 39 |
| 7.2.4.3 | Output parameters | 39 |
| 7.2.4.4 | Operation results | 39 |
| 7.2.5 | Scale VNF to Level operation | 40 |
| 7.2.5.1 | Description | 40 |
| 7.2.5.2 | Input parameters | 40 |
| 7.2.5.3 | Output parameters | 40 |
| 7.2.5.4 | Operation results | 41 |
| 7.2.6 | Change VNF Flavour operation | 41 |
| 7.2.6.1 | Description | 41 |
| 7.2.6.2 | Input parameters | 41 |
| 7.2.6.3 | Output parameters | 42 |
| 7.2.6.4 | Operation results | 42 |
| 7.2.7 | Terminate VNF operation | 42 |
| 7.2.7.1 | Description | 42 |
| 7.2.7.2 | Input parameters | 43 |
| 7.2.7.3 | Output parameters | 43 |
| 7.2.7.4 | Operation results | 44 |

| | | |
|----------|--|----|
| 7.2.8 | Delete VNF Identifier operation | 44 |
| 7.2.8.1 | Description | 44 |
| 7.2.8.2 | Input parameters | 44 |
| 7.2.8.3 | Output parameters | 44 |
| 7.2.8.4 | Operation results | 44 |
| 7.2.9 | Query VNF operation | 44 |
| 7.2.9.1 | Description | 44 |
| 7.2.9.2 | Input parameters | 45 |
| 7.2.9.3 | Output parameters | 45 |
| 7.2.9.4 | Operation results | 45 |
| 7.2.10 | Heal VNF operation | 45 |
| 7.2.10.1 | Description | 45 |
| 7.2.10.2 | Input parameters | 46 |
| 7.2.10.3 | Output parameters | 46 |
| 7.2.10.4 | Operation results | 46 |
| 7.2.11 | Operate VNF operation | 47 |
| 7.2.11.1 | Description | 47 |
| 7.2.11.2 | Input parameters | 48 |
| 7.2.11.3 | Output parameters | 48 |
| 7.2.11.4 | Operation results | 49 |
| 7.2.12 | Modify VNF Information operation | 49 |
| 7.2.12.1 | Description | 49 |
| 7.2.12.2 | Input parameters | 49 |
| 7.2.12.3 | Output parameters | 50 |
| 7.2.12.4 | Operation results | 50 |
| 7.2.13 | Get Operation Status operation | 50 |
| 7.2.13.1 | Description | 50 |
| 7.2.13.2 | Input parameters | 50 |
| 7.2.13.3 | Output parameters | 51 |
| 7.2.13.4 | Operation results | 51 |
| 7.2.14 | Subscribe operation | 51 |
| 7.2.14.1 | Description | 51 |
| 7.2.14.2 | Input parameters | 51 |
| 7.2.14.3 | Output parameters | 52 |
| 7.2.14.4 | Operation results | 52 |
| 7.2.15 | Notify operation | 52 |
| 7.2.15.1 | Description | 52 |
| 7.2.16 | Terminate Subscription operation | 52 |
| 7.2.16.1 | Description | 52 |
| 7.2.16.2 | Input parameters | 53 |
| 7.2.16.3 | Output parameters | 53 |
| 7.2.16.4 | Operation results | 53 |
| 7.2.17 | Query Subscription Info operation | 53 |
| 7.2.17.1 | Description | 53 |
| 7.2.17.2 | Input parameters | 53 |
| 7.2.17.3 | Output parameters | 53 |
| 7.2.17.4 | Operation results | 54 |
| 7.2.18 | Change External VNF Connectivity operation | 54 |
| 7.2.18.1 | Description | 54 |
| 7.2.18.2 | Input parameters | 54 |
| 7.2.18.3 | Output parameters | 55 |
| 7.2.18.4 | Operation results | 55 |
| 7.2.19 | Query Snapshot Information operation | 55 |
| 7.2.19.1 | Description | 55 |
| 7.2.19.2 | Input parameters | 56 |
| 7.2.19.3 | Output parameters | 56 |
| 7.2.19.4 | Operation results | 56 |
| 7.2.20 | Create Snapshot operation | 57 |
| 7.2.20.1 | Description | 57 |
| 7.2.20.2 | Input parameters | 57 |
| 7.2.20.3 | Output parameters | 57 |
| 7.2.20.4 | Operation results | 57 |

| | | |
|----------|---|----|
| 7.2.21 | Revert-to Snapshot operation..... | 58 |
| 7.2.21.1 | Description | 58 |
| 7.2.21.2 | Input parameters..... | 58 |
| 7.2.21.3 | Output parameters | 58 |
| 7.2.21.4 | Operation results | 58 |
| 7.2.22 | Delete Snapshot Information operation | 59 |
| 7.2.22.1 | Description | 59 |
| 7.2.22.2 | Input parameters..... | 59 |
| 7.2.22.3 | Output parameters..... | 59 |
| 7.2.22.4 | Operation results | 59 |
| 7.2.23 | Void | 59 |
| 7.2.24 | Change current VNF package operation..... | 59 |
| 7.2.24.1 | Description | 59 |
| 7.2.24.2 | Input parameters..... | 60 |
| 7.2.24.3 | Output parameters | 61 |
| 7.2.24.4 | Operation results | 61 |
| 7.3 | Void..... | 62 |
| 7.4 | VNF Performance Management interface | 62 |
| 7.4.1 | Description..... | 62 |
| 7.4.2 | Create PM Job operation..... | 62 |
| 7.4.2.1 | Description | 62 |
| 7.4.2.2 | Input parameters..... | 63 |
| 7.4.2.3 | Output parameters | 63 |
| 7.4.2.4 | Operation results | 64 |
| 7.4.3 | Delete PM Jobs operation | 64 |
| 7.4.3.1 | Description | 64 |
| 7.4.3.2 | Input parameters..... | 64 |
| 7.4.3.3 | Output parameters | 64 |
| 7.4.3.4 | Operation results | 64 |
| 7.4.4 | Subscribe operation..... | 64 |
| 7.4.4.1 | Description | 64 |
| 7.4.4.2 | Input parameters..... | 65 |
| 7.4.4.3 | Output parameters | 65 |
| 7.4.4.4 | Operation results | 65 |
| 7.4.5 | Notify operation..... | 65 |
| 7.4.5.1 | Description | 65 |
| 7.4.6 | Query PM Job operation | 66 |
| 7.4.6.1 | Description | 66 |
| 7.4.6.2 | Input parameters..... | 66 |
| 7.4.6.3 | Output parameters | 66 |
| 7.4.6.4 | Operation results | 66 |
| 7.4.7 | Create Threshold operation..... | 66 |
| 7.4.7.1 | Description | 66 |
| 7.4.7.2 | Input parameters..... | 67 |
| 7.4.7.3 | Output parameters | 67 |
| 7.4.7.4 | Operation results | 67 |
| 7.4.8 | Delete Thresholds operation | 67 |
| 7.4.8.1 | Description | 67 |
| 7.4.8.2 | Input parameters..... | 68 |
| 7.4.8.3 | Output parameters | 68 |
| 7.4.8.4 | Operation results | 68 |
| 7.4.9 | Query Threshold operation | 68 |
| 7.4.9.1 | Description | 68 |
| 7.4.9.2 | Input parameters..... | 68 |
| 7.4.9.3 | Output parameters | 69 |
| 7.4.9.4 | Operation results | 69 |
| 7.4.10 | Terminate Subscription operation..... | 69 |
| 7.4.10.1 | Description | 69 |
| 7.4.10.2 | Input parameters..... | 69 |
| 7.4.10.3 | Output parameters | 69 |
| 7.4.10.4 | Operation results | 69 |
| 7.4.11 | Query Subscription Info operation..... | 70 |

| | | |
|----------|---|----|
| 7.4.11.1 | Description | 70 |
| 7.4.11.2 | Input parameters..... | 70 |
| 7.4.11.3 | Output parameters | 70 |
| 7.4.11.4 | Operation results | 70 |
| 7.5 | VNF Fault Management interface | 70 |
| 7.5.1 | Description..... | 70 |
| 7.5.2 | Subscribe operation..... | 71 |
| 7.5.2.1 | Description | 71 |
| 7.5.2.2 | Input parameters..... | 71 |
| 7.5.2.3 | Output parameters | 71 |
| 7.5.2.4 | Operation results | 72 |
| 7.5.3 | Notify operation..... | 72 |
| 7.5.3.1 | Description | 72 |
| 7.5.4 | Get Alarm List operation | 72 |
| 7.5.4.1 | Description | 72 |
| 7.5.4.2 | Input parameters..... | 72 |
| 7.5.4.3 | Output parameters | 73 |
| 7.5.4.4 | Operation results | 73 |
| 7.5.5 | Terminate Subscription operation..... | 73 |
| 7.5.5.1 | Description | 73 |
| 7.5.5.2 | Input parameters..... | 73 |
| 7.5.5.3 | Output parameters | 73 |
| 7.5.5.4 | Operation results | 74 |
| 7.5.6 | Query Subscription Info operation..... | 74 |
| 7.5.6.1 | Description | 74 |
| 7.5.6.2 | Input parameters..... | 74 |
| 7.5.6.3 | Output parameters | 74 |
| 7.5.6.4 | Operation results | 74 |
| 7.5.7 | Escalate perceived severity operation | 75 |
| 7.5.7.1 | Description | 75 |
| 7.5.7.2 | Input parameters..... | 75 |
| 7.5.7.3 | Output parameters | 75 |
| 7.5.7.4 | Operation results | 75 |
| 7.5.8 | Acknowledge alarms operation..... | 75 |
| 7.5.8.1 | Description | 75 |
| 7.5.8.2 | Input parameters..... | 76 |
| 7.5.8.3 | Output parameters | 76 |
| 7.5.8.4 | Operation results | 76 |
| 7.6 | Void..... | 76 |
| 7.7 | Policy Management interface | 76 |
| 7.7.1 | Description..... | 76 |
| 7.7.2 | Transfer Policy operation..... | 77 |
| 7.7.2.1 | Description | 77 |
| 7.7.2.2 | Input parameters..... | 77 |
| 7.7.2.3 | Output parameters | 77 |
| 7.7.2.4 | Operation results | 77 |
| 7.7.3 | Delete Policy operation..... | 78 |
| 7.7.3.1 | Description | 78 |
| 7.7.3.2 | Input parameters..... | 78 |
| 7.7.3.3 | Output parameters | 78 |
| 7.7.3.4 | Operation results | 78 |
| 7.7.4 | Query Policy operation | 78 |
| 7.7.4.1 | Description | 78 |
| 7.7.4.2 | Input parameters..... | 79 |
| 7.7.4.3 | Output parameters | 79 |
| 7.7.4.4 | Operation results | 79 |
| 7.7.5 | Activate Policy operation..... | 79 |
| 7.7.5.1 | Description | 79 |
| 7.7.5.2 | Input parameters..... | 79 |
| 7.7.5.3 | Output parameters | 80 |
| 7.7.5.4 | Operation results | 80 |
| 7.7.6 | Deactivate Policy operation | 80 |

| | | |
|----------|---|----|
| 7.7.6.1 | Description | 80 |
| 7.7.6.2 | Input parameters | 80 |
| 7.7.6.3 | Output parameters | 80 |
| 7.7.6.4 | Operation results | 81 |
| 7.7.7 | Subscribe operation | 81 |
| 7.7.7.1 | Description | 81 |
| 7.7.7.2 | Input parameters | 81 |
| 7.7.7.3 | Output parameters | 81 |
| 7.7.7.4 | Operation results | 81 |
| 7.7.8 | Notify operation | 82 |
| 7.7.8.1 | Description | 82 |
| 7.7.9 | Terminate Subscription operation | 82 |
| 7.7.9.1 | Description | 82 |
| 7.7.9.2 | Input parameters | 82 |
| 7.7.9.3 | Output parameters | 82 |
| 7.7.9.4 | Operation results | 82 |
| 7.7.10 | Query Subscription Info operation | 83 |
| 7.7.10.1 | Description | 83 |
| 7.7.10.2 | Input parameters | 83 |
| 7.7.10.3 | Output parameters | 83 |
| 7.7.10.4 | Operation results | 83 |
| 7.7.11 | Associate Policy operation | 83 |
| 7.7.11.1 | Description | 83 |
| 7.7.11.2 | Input parameters | 84 |
| 7.7.11.3 | Output parameters | 84 |
| 7.7.11.4 | Operation results | 84 |
| 7.7.12 | Disassociate Policy operation | 84 |
| 7.7.12.1 | Description | 84 |
| 7.7.12.2 | Input parameters | 84 |
| 7.7.12.3 | Output parameters | 85 |
| 7.7.12.4 | Operation results | 85 |
| 7.8 | Void | 85 |
| 8 | EM exposed interfaces | 85 |
| 8.1 | Introduction | 85 |
| 8.2 | Indicator Interface | 85 |
| 8.2.1 | Description | 85 |
| 8.2.2 | Subscribe operation | 86 |
| 8.2.2.1 | Description | 86 |
| 8.2.2.2 | Input parameters | 86 |
| 8.2.2.3 | Output parameters | 86 |
| 8.2.2.4 | Operation results | 86 |
| 8.2.3 | Notify operation | 86 |
| 8.2.3.1 | Description | 86 |
| 8.2.4 | Get Indicator Value operation | 87 |
| 8.2.4.1 | Description | 87 |
| 8.2.4.2 | Input parameters | 87 |
| 8.2.4.3 | Output parameters | 87 |
| 8.2.4.4 | Operation results | 87 |
| 8.2.5 | Terminate Subscription operation | 87 |
| 8.2.5.1 | Description | 87 |
| 8.2.5.2 | Input parameters | 88 |
| 8.2.5.3 | Output parameters | 88 |
| 8.2.5.4 | Operation results | 88 |
| 8.2.6 | Query Subscription Info operation | 88 |
| 8.2.6.1 | Description | 88 |
| 8.2.6.2 | Input parameters | 88 |
| 8.2.6.3 | Output parameters | 88 |
| 8.2.6.4 | Operation results | 89 |
| 8.3 | LCM Coordination interface | 89 |
| 8.3.1 | Description | 89 |
| 8.3.2 | CoordinateLcmOperation operation | 89 |

| | | |
|---------|--|-----|
| 8.3.2.1 | Description | 89 |
| 8.3.2.2 | Input parameters | 90 |
| 8.3.2.3 | Output parameters | 90 |
| 8.3.2.4 | Operation results | 90 |
| 9 | Information elements exchanged over reference point Ve-Vnfm | 91 |
| 9.1 | Introduction | 91 |
| 9.2 | Information elements and notifications related to VNF Configuration Management | 91 |
| 9.2.1 | Introduction | 91 |
| 9.2.2 | VnfConfiguration information element | 91 |
| 9.2.2.1 | Description | 91 |
| 9.2.2.2 | Attributes | 91 |
| 9.2.3 | VnfcConfiguration information element | 92 |
| 9.2.3.1 | Description | 92 |
| 9.2.3.2 | Attributes | 92 |
| 9.2.4 | CpConfiguration information element | 92 |
| 9.2.4.1 | Description | 92 |
| 9.2.4.2 | Attributes | 92 |
| 9.2.5 | CpAddress information element | 93 |
| 9.2.5.1 | Description | 93 |
| 9.2.5.2 | Attributes | 93 |
| 9.2.6 | VnfcConfigurationKvp information element | 93 |
| 9.2.6.1 | Description | 93 |
| 9.2.6.2 | Attributes | 93 |
| 9.2.7 | Void | 94 |
| 9.3 | Information elements and notifications related to VNF Fault Management | 94 |
| 9.3.1 | Introduction | 94 |
| 9.3.2 | AlarmNotification | 94 |
| 9.3.2.1 | Description | 94 |
| 9.3.2.2 | Trigger conditions | 94 |
| 9.3.2.3 | Attributes | 94 |
| 9.3.3 | AlarmClearedNotification | 95 |
| 9.3.3.1 | Description | 95 |
| 9.3.3.2 | Trigger conditions | 95 |
| 9.3.3.3 | Attributes | 95 |
| 9.3.4 | Alarm information element | 95 |
| 9.3.4.1 | Description | 95 |
| 9.3.4.2 | Attributes | 95 |
| 9.3.5 | FaultyResourceInfo information element | 97 |
| 9.3.5.1 | Description | 97 |
| 9.3.5.2 | Attributes | 97 |
| 9.3.6 | AlarmListRebuiltNotification | 97 |
| 9.3.6.1 | Description | 97 |
| 9.3.6.2 | Trigger conditions | 97 |
| 9.3.6.3 | Attributes | 97 |
| 9.4 | Information elements related to VNF Lifecycle Management | 97 |
| 9.4.1 | Introduction | 97 |
| 9.4.2 | VnfInfo information element | 97 |
| 9.4.2.1 | Description | 97 |
| 9.4.2.2 | Attributes | 98 |
| 9.4.3 | InstantiatedVnfInfo information element | 99 |
| 9.4.3.1 | Description | 99 |
| 9.4.3.2 | Attributes | 99 |
| 9.4.4 | VnfcResourceInfo information element | 100 |
| 9.4.4.1 | Description | 100 |
| 9.4.4.2 | Attributes | 101 |
| 9.4.5 | VnfVirtualLinkResourceInfo information element | 101 |
| 9.4.5.1 | Description | 101 |
| 9.4.5.2 | Attributes | 101 |
| 9.4.6 | VirtualStorageResourceInfo information element | 102 |
| 9.4.6.1 | Description | 102 |
| 9.4.6.2 | Attributes | 102 |

| | | |
|----------|--|-----|
| 9.4.7 | ResourceHandle information element..... | 103 |
| 9.4.7.1 | Description | 103 |
| 9.4.7.2 | Attributes | 103 |
| 9.4.8 | ScaleInfo information element..... | 103 |
| 9.4.8.1 | Description | 103 |
| 9.4.8.2 | Attributes..... | 103 |
| 9.4.9 | ExtVirtualLinkInfo information element | 104 |
| 9.4.9.1 | Description | 104 |
| 9.4.9.2 | Attributes..... | 104 |
| 9.4.10 | ExtManagedVirtualLinkInfo information element | 104 |
| 9.4.10.1 | Description | 104 |
| 9.4.10.2 | Attributes..... | 104 |
| 9.4.11 | VnfLinkPortInfo information element | 105 |
| 9.4.11.1 | Description | 105 |
| 9.4.11.2 | Attributes..... | 105 |
| 9.4.12 | ExtManagedVirtualLinkData information element | 105 |
| 9.4.12.1 | Description | 105 |
| 9.4.12.2 | Attributes..... | 106 |
| 9.4.13 | VnfcInfo information element | 106 |
| 9.4.13.1 | Description | 106 |
| 9.4.13.2 | Attributes..... | 106 |
| 9.4.14 | ExtLinkPortInfo information element..... | 107 |
| 9.4.14.1 | Description | 107 |
| 9.4.14.2 | Attributes..... | 107 |
| 9.4.15 | VnfcCpInfo information element..... | 107 |
| 9.4.15.1 | Description | 107 |
| 9.4.15.2 | Attributes..... | 107 |
| 9.4.16 | VnfSnapshotInfo information element..... | 108 |
| 9.4.16.1 | Description | 108 |
| 9.4.16.2 | Attributes..... | 108 |
| 9.4.17 | VnfcSnapshotInfo information element..... | 109 |
| 9.4.17.1 | Description | 109 |
| 9.4.17.2 | Attributes..... | 109 |
| 9.4.18 | StorageSnapshotResource information element | 109 |
| 9.4.18.1 | Description | 109 |
| 9.4.18.2 | Attributes..... | 110 |
| 9.5 | Information elements and notifications related to VNF Lifecycle Changes..... | 110 |
| 9.5.1 | Introduction..... | 110 |
| 9.5.2 | VnfLcmOperationOccurrenceNotification | 110 |
| 9.5.2.1 | Description | 110 |
| 9.5.2.2 | Trigger conditions | 110 |
| 9.5.2.3 | Attributes..... | 111 |
| 9.5.3 | AffectedVnfc information element | 112 |
| 9.5.3.1 | Description | 112 |
| 9.5.3.2 | Attributes..... | 112 |
| 9.5.4 | AffectedVirtualLink information element | 113 |
| 9.5.4.1 | Description | 113 |
| 9.5.4.2 | Attributes..... | 113 |
| 9.5.5 | AffectedVirtualStorage information element..... | 114 |
| 9.5.5.1 | Description | 114 |
| 9.5.5.2 | Attributes..... | 114 |
| 9.5.6 | Void | 115 |
| 9.5.7 | VnfIdentifierCreationNotification | 115 |
| 9.5.7.1 | Description | 115 |
| 9.5.7.2 | Trigger conditions | 115 |
| 9.5.7.3 | Attributes..... | 115 |
| 9.5.8 | VnfIdentifierDeletionNotification | 116 |
| 9.5.8.1 | Description | 116 |
| 9.5.8.2 | Trigger conditions | 116 |
| 9.5.8.3 | Attributes..... | 116 |
| 9.6 | Information elements and notifications related to VNF indicators..... | 116 |
| 9.6.1 | Introduction..... | 116 |

| | | |
|----------|--|-----|
| 9.6.2 | IndicatorValueChangeNotification | 116 |
| 9.6.2.1 | Description | 116 |
| 9.6.2.2 | Trigger conditions | 116 |
| 9.6.2.3 | Attributes | 116 |
| 9.6.3 | IndicatorInformation information element | 117 |
| 9.6.3.1 | Description | 117 |
| 9.6.3.2 | Attributes | 117 |
| 9.6.4 | SupportedIndicatorsChangeNotification | 117 |
| 9.6.4.1 | Description | 117 |
| 9.6.4.2 | Trigger conditions | 117 |
| 9.6.4.3 | Attributes | 117 |
| 9.6.5 | SupportedIndicatorInformation information element | 118 |
| 9.6.5.1 | Description | 118 |
| 9.6.5.2 | Attributes | 118 |
| 9.7 | Information elements and notifications related to VNF Performance Management | 118 |
| 9.7.1 | Introduction | 118 |
| 9.7.2 | ObjectSelection information element | 118 |
| 9.7.2.1 | Description | 118 |
| 9.7.2.2 | Attributes | 118 |
| 9.7.3 | PmJob information element | 119 |
| 9.7.3.1 | Description | 119 |
| 9.7.3.2 | Attributes | 119 |
| 9.7.4 | Threshold information element | 120 |
| 9.7.4.1 | Description | 120 |
| 9.7.4.2 | Attributes | 120 |
| 9.7.5 | PerformanceReport information element | 121 |
| 9.7.5.1 | Description | 121 |
| 9.7.5.2 | Attributes | 121 |
| 9.7.6 | PerformanceReportEntry information element | 121 |
| 9.7.6.1 | Description | 121 |
| 9.7.6.2 | Attributes | 121 |
| 9.7.7 | PerformanceValueEntry information element | 122 |
| 9.7.7.1 | Description | 122 |
| 9.7.7.2 | Attributes | 122 |
| 9.7.8 | PerformanceInformationAvailableNotification | 122 |
| 9.7.8.1 | Description | 122 |
| 9.7.8.2 | Trigger Conditions | 122 |
| 9.7.8.3 | Attributes | 123 |
| 9.7.9 | ThresholdCrossedNotification | 123 |
| 9.7.9.1 | Description | 123 |
| 9.7.9.2 | Trigger Condition | 123 |
| 9.7.9.3 | Attributes | 123 |
| 9.8 | Information elements and notifications related to multiple interfaces | 124 |
| 9.8.1 | Introduction | 124 |
| 9.8.2 | VnfExtCpInfo information element | 124 |
| 9.8.2.1 | Description | 124 |
| 9.8.2.2 | Attributes | 124 |
| 9.8.2a | ExtLinkPortData information element | 124 |
| 9.8.2a.1 | Description | 124 |
| 9.8.2a.2 | Attributes | 124 |
| 9.8.3 | ExtVirtualLinkData information element | 125 |
| 9.8.3.1 | Description | 125 |
| 9.8.3.2 | Attributes | 125 |
| 9.8.3a | VnfExtCpConfig information element | 126 |
| 9.8.3a.1 | Description | 126 |
| 9.8.3a.2 | Attributes | 126 |
| 9.8.4 | VnfExtCpData information element | 126 |
| 9.8.4.1 | Description | 126 |
| 9.8.4.2 | Attributes | 126 |
| 9.8.5 | Void | 127 |
| 9.8.6 | CpProtocolInfo information element | 127 |
| 9.8.6.1 | Description | 127 |

| | | |
|---|---|------------|
| 9.8.6.2 | Attributes..... | 127 |
| 9.9 | Information elements and notifications related to Policy Management | 127 |
| 9.9.1 | Introduction..... | 127 |
| 9.9.2 | Information elements related to Policy Management Operations | 127 |
| 9.9.2.1 | Introduction | 127 |
| 9.9.2.2 | PolicyInfo information element | 128 |
| 9.9.2.2.1 | Description | 128 |
| 9.9.2.2.2 | Attributes | 128 |
| 9.9.3 | PolicyChangeNotification..... | 128 |
| 9.9.3.1 | Description | 128 |
| 9.9.3.2 | Trigger Conditions | 128 |
| 9.9.3.3 | Attributes..... | 128 |
| 9.9.4 | PolicyConflictNotification..... | 128 |
| 9.9.4.1 | Description | 128 |
| 9.9.4.2 | Trigger Conditions | 128 |
| 9.9.4.3 | Attributes..... | 128 |
| 9.10 | Void..... | 128 |
| Annex A (informative): Examples of VNF connectivity patterns | | 129 |
| A.1 | Introduction | 129 |
| A.2 | Example of a VNF with two different types of external connection points | 129 |
| A.3 | Example of changing VNF connectivity | 130 |
| Annex B (informative): Example VNF Configuration flows | | 131 |
| B.1 | Explicit change of VNF Configurable Properties | 131 |
| Annex C (normative): NFVI operation and maintenance policies | | 134 |
| Annex D (informative): Change History | | 135 |
| History | | 138 |

Intellectual Property Rights

Essential patents

IPRs essential or potentially essential to normative deliverables may have been declared to ETSI. The information pertaining to these essential IPRs, if any, is publicly available for **ETSI members and non-members**, and can be found in ETSI SR 000 314: *"Intellectual Property Rights (IPRs); Essential, or potentially Essential, IPRs notified to ETSI in respect of ETSI standards"*, which is available from the ETSI Secretariat. Latest updates are available on the ETSI Web server (<https://ipr.etsi.org/>).

Pursuant to the ETSI IPR Policy, no investigation, including IPR searches, has been carried out by ETSI. No guarantee can be given as to the existence of other IPRs not referenced in ETSI SR 000 314 (or the updates on the ETSI Web server) which are, or may be, or may become, essential to the present document.

Trademarks

The present document may include trademarks and/or tradenames which are asserted and/or registered by their owners. ETSI claims no ownership of these except for any which are indicated as being the property of ETSI, and conveys no right to use or reproduce any trademark and/or tradename. Mention of those trademarks in the present document does not constitute an endorsement by ETSI of products, services or organizations associated with those trademarks.

Foreword

This Group Specification (GS) has been produced by ETSI Industry Specification Group (ISG) Network Functions Virtualisation (NFV) .

Modal verbs terminology

In the present document "**shall**", "**shall not**", "**should**", "**should not**", "**may**", "**need not**", "**will**", "**will not**", "**can**" and "**cannot**" are to be interpreted as described in clause 3.2 of the [ETSI Drafting Rules](#) (Verbal forms for the expression of provisions).

"**must**" and "**must not**" are **NOT** allowed in ETSI deliverables except when used in direct citation.

1 Scope

The present document specifies the interfaces supported over the Ve-Vnfm-em and Ve-Vnfm-vnf reference points of the NFV-MANO architectural framework ETSI GS NFV-MAN 001 [i.3] as well as the information elements exchanged over those interfaces.

2 References

2.1 Normative references

References are either specific (identified by date of publication and/or edition number or version number) or non-specific. For specific references, only the cited version applies. For non-specific references, the latest version of the referenced document (including any amendments) applies.

Referenced documents which are not found to be publicly available in the expected location might be found at <https://docbox.etsi.org/Reference>.

NOTE: While any hyperlinks included in this clause were valid at the time of publication, ETSI cannot guarantee their long term validity.

The following referenced documents are necessary for the application of the present document.

- [1] ETSI GS NFV-IFA 006: "Network Functions Virtualisation (NFV) Release 3; Management and Orchestration; Vi-Vnfm reference point - Interface and Information Model Specification".
- [2] ETSI GS NFV-IFA 007: "Network Functions Virtualisation (NFV) Release 3; Management and Orchestration; Or-Vnfm reference point - Interface and Information Model Specification".
- [3] ETSI GS NFV-IFA 010: "Network Functions Virtualisation (NFV) Release 3; Management and Orchestration; Functional requirements specification".
- [4] ETSI GS NFV-IFA 011: "Network Functions Virtualisation (NFV) Release 3; Management and Orchestration; VNF Descriptor and Packaging Specification".
- [5] Recommendation ITU-T X.733: "Information technology - Open Systems Interconnection - Systems Management: Alarm reporting function".
- [6] ETSI GS NFV-IFA 027: "Network Functions Virtualisation (NFV) Release 3; Management and Orchestration; Performance Measurements Specification".

2.2 Informative references

References are either specific (identified by date of publication and/or edition number or version number) or non-specific. For specific references, only the cited version applies. For non-specific references, the latest version of the referenced document (including any amendments) applies.

NOTE: While any hyperlinks included in this clause were valid at the time of publication, ETSI cannot guarantee their long term validity.

The following referenced documents are not necessary for the application of the present document but they assist the user with regard to a particular subject area.

- [i.1] ISO/IEC 9646-7: "Information technology - Open Systems Interconnection - Conformance testing methodology and framework - Part 7: Implementation Conformance Statements".
- [i.2] ETSI GS NFV 003: "Network Functions Virtualisation (NFV); Terminology for Main Concepts in NFV".
- [i.3] ETSI GS NFV-MAN 001: "Network Functions Virtualisation (NFV); Management and Orchestration".

- [i.4] ETSI GS NFV-IFA 009: "Network Functions Virtualisation (NFV); Management and Orchestration; Report on Architectural Options".
- [i.5] ETSI GS NFV-IFA 013: "Network Functions Virtualisation (NFV) Release 3; Management and Orchestration; Os-Ma-Nfvo reference point - Interface and Information Model Specification".
- [i.6] ETSI GS NFV-IFA 005: "Network Functions Virtualisation (NFV) Release 3; Management and Orchestration; Or-Vi reference point - Interface and Information Model Specification".
- [i.7] ETSI GS NFV-REL 006: "Network Functions Virtualisation (NFV) Release 3; Reliability; Maintaining Service Availability and Continuity Upon Software Modification".

3 Definition of terms, symbols and abbreviations

3.1 Terms

For the purposes of the present document, the terms given in ETSI GS NFV 003 [i.2] apply.

3.2 Symbols

Void.

3.3 Abbreviations

For the purposes of the present document, the abbreviations given in ETSI GS NFV 003 [i.2] and the following apply:

NOTE: An abbreviation defined in the present document takes precedence over the definition of the same abbreviation, if any, in ETSI GS NFV 003 [i.2].

| | |
|-----|-----------------------------|
| CP | Connection Point |
| CPD | Connection Point Descriptor |
| DF | Deployment Flavour |
| FB | Functional Block |
| LCM | Lifecycle Management |
| VDU | VNF Deployment Unit |
| VL | Virtual Link |
| VLD | Virtual Link Descriptor |

4 Overview of interfaces and information elements associated to the Ve-Vnfm-em and Ve-Vnfm-vnf reference points

4.1 Introduction

This clause provides an overview of interfaces and information models associated to the Ve-Vnfm-em and Ve-Vnfm-vnf reference points.

The Ve-Vnfm-em reference point is used for exchanges between EM and VNF Manager, and supports the following interfaces:

- VNF Lifecycle Management (produced by VNFM, consumed by EM).
- VNF Performance Management, resulting from virtualised resource performance information, (produced by VNFM, consumed by EM).

- VNF Fault Management, resulting from virtualised resource fault information, (produced by VNFM, consumed by EM).
- VNF Indicator (produced by EM, consumed by VNFM).
- Policy Management (produced by VNFM, consumed by EM).
- VNFC Snapshot Package Management (produced by VNFM, consumed by EM).
- LCM Coordination (produced by EM, consumed by VNFM).

The Ve-Vnfm-vnf reference point is used for exchanges between VNF and VNF Manager, and supports the following interfaces:

- VNF Lifecycle Management (produced by VNFM, consumed by VNF).
- VNF Performance Management, resulting from virtualised resource performance information (produced by VNFM, consumed by VNF).
- VNF Fault Management, resulting from virtualised resource fault information (produced by VNFM, consumed by VNF).
- VNF Indicator (produced by VNF, consumed by VNFM).
- VNF Configuration (produced by VNF, consumed by VNFM).
- LCM Coordination (produced by VNF, consumed by VNFM).

The information elements exchanged by the interfaces above are also part of the present document.

4.2 Relation to other NFV Group Specifications

The present document is referencing information from the following NFV Group Specifications:

- Report on Architectural Options ETSI GS NFV-IFA 009 [i.4]:
 - This report describes architectural options that may influence the way some of the interfaces associated to the Ve-Vnfm-em and/or Ve-Vnfm-vnf reference points are used or might even suggest the need for extension.
- Functional Requirements Specification ETSI GS NFV-IFA 010 [3]:
 - Interfaces associated with the Ve-Vnfm reference point are based on the functional requirements specified in ETSI GS NFV-IFA 010 [3] for the VNFM Functional Block (FB).
- Vi-Vnfm reference point - Interface and Information Model Specification ETSI GS NFV-IFA 006 [1]:
 - The Virtualised Resources Performance Management and the Virtualised Resources Fault Management interfaces defined in ETSI GS NFV-IFA 006 [1] are also used on the Ve-Vnfm-em reference point.
- Or-Vnfm reference point - Interface and Information Model Specification ETSI GS NFV-IFA 007 [2]:
 - The VNF Lifecycle Management interface defined in ETSI GS NFV-IFA 007 [2] is also used on the Ve-Vnfm-em and Ve-Vnfm-vnf reference points.
- VNF Packaging Specification ETSI GS NFV-IFA 011 [4]:
 - The specification of the Virtualised Network Function Descriptor (VNFD) in ETSI GS NFV-IFA 011 [4] defines information elements that are also relevant in the present document.
- Os-Ma-nfvo reference point - Interface and Information Model Specification ETSI GS NFV-IFA 013 [i.5]:
 - The VNF Package Management interface defined in ETSI GS NFV-IFA 013 [i.5] is also used on the Or-Vnfm reference point.

4.3 Conventions

The following notations, defined in ISO/IEC 9646-7 [i.1], are used for the qualifier column of interface information elements:

- M mandatory - the capability is required to be supported.
- O optional - the capability may be supported or not.
- CM conditional mandatory - the capability is required to be supported and is conditional on the support of some condition. This condition shall be specified in the Description column.
- CO conditional optional - the capability may be supported or not and is conditional on the support of some condition. This condition shall be specified in the Description column.

The following notation is used for parameters that represent identifiers, and for attributes that represent identifiers in information elements and notifications:

- If parameters are referring to an identifier of an actual object, their type is "Identifier".
- If an object (information element or notification) contains an attribute that identifies the object, the type of that attribute is "Identifier" and the description states that the attribute is the identifier of that particular notification or information element.

EXAMPLE 1: Identifier "resourceId" of the "NetworkSubnet information element" has type "Identifier" and description "Identifier of this NetworkSubnet information element".

- If an object (information element or notification) contains an attribute that references another object or objects defined in an ETSI NFV GS, the type of the attribute is "Identifier", followed by the list of objects it references.

EXAMPLE 2: "Identifier (Reference to Vnfc)" or "Identifier (Reference to Vnfc, VirtualLink or VirtualStorage)".

If the type of a parameter or attribute has been marked as "Not specified" in the "Content" column, this means that its specification is part of the protocol design/data model design.

5 Reference point and interface requirements

5.1 Introduction

The following clauses specify requirements applicable to interfaces in the specific context of the Ve-Vnfm-em and Ve-Vnfm-vnf reference points.

In case the VNF has embedded management functionalities, it may implement the consumer part of the Ve-Vnfm-em reference point interfaces, and interact with a VNFM on behalf of an EM.

5.2 Ve-Vnfm-em Reference Point Requirements

5.2.0 Requirements applicable to the Ve-Vnfm-em reference point

Table 5.2.0-1 specifies requirements applicable to the Ve-Vnfm-em reference point.

Table 5.2.0-1: Ve-Vnfm-em reference point requirements

| Numbering | Functional requirements description |
|--|--|
| Ve-Vnfm-em.001 | The Ve-Vnfm-em reference point shall support the VNF Lifecycle Management interface produced by the VNFM. |
| Ve-Vnfm-em.002 | Void. |
| Ve-Vnfm-em.003 | The Ve-Vnfm-em reference point shall support the VNF Performance Management interface produced by the VNFM. |
| Ve-Vnfm-em.004 | The Ve-Vnfm-em reference point shall support the VNF Fault Management interface produced by the VNFM. |
| Ve-Vnfm-em.005 | The Ve-Vnfm-em reference point may support the VNF Indicator interface produced by the EM (see notes 1 and 2). |
| Ve-Vnfm-em.006 | Void. |
| Ve-Vnfm-em.007 | The Ve-Vnfm-em reference point shall support the Policy Management interface produced by the VNFM. |
| Ve-Vnfm-em.008 | Void. |
| Ve-Vnfm-em.009 | The Ve-Vnfm-em reference point may support the LCM Coordination interface produced by the EM (see note 3). |
| NOTE 1: VNF Indicators are information supplied by the VNF or the EM to provide some indication on the VNF behaviour. VNFM can use these indicators in conjunction with virtualised resource data to perform auto-scaling decisions. | |
| NOTE 2: The support of VNF Indicator interface is VNF provider's decision. At least one indicator declared by the VNF provider in VNFD with source (VNF or EM) implies that the corresponding reference point (Ve-Vnfm-vnf or Ve-Vnfm-em) supports this interface. | |
| NOTE 3: The dependency on the LCM Coordination interface is declared by the VNF provider in the VNFD. | |

5.2.1 Interface Requirements

5.2.1.1 VNF Lifecycle Management interface requirements

Table 5.2.1.1-1 specifies the requirements applicable to the VNF Lifecycle Management interface produced by the VNFM on the Ve-Vnfm-em reference point.

Table 5.2.1.1-1: VNF Lifecycle Management interface requirements

| Numbering | Functional requirements description |
|-----------------------|--|
| Ve-Vnfm-em.VnfLcm.001 | The VNF Lifecycle Management interface produced by the VNFM on the Ve-vnfm-em reference point shall support scaling a VNF instance. |
| Ve-Vnfm-em.VnfLcm.002 | The VNF Lifecycle Management interface produced by the VNFM on the Ve-Vnfm-em reference point shall support instantiating a VNF instance. |
| Ve-Vnfm-em.VnfLcm.003 | The VNF Lifecycle Management interface produced by the VNFM on the Ve-Vnfm-em reference point shall support terminating a VNF instance. |
| Ve-Vnfm-em.VnfLcm.004 | The VNF Lifecycle Management interface produced by the VNFM on the Ve-Vnfm-em reference point shall support querying information about a VNF instance. |
| Ve-Vnfm-em.VnfLcm.005 | The VNF Lifecycle Management interface produced by the VNFM on the Ve-Vnfm-em reference point shall support requesting VNF healing. |
| Ve-Vnfm-em.VnfLcm.006 | The VNF Lifecycle Management interface produced by the VNFM on the Ve-Vnfm-em reference point shall support requesting to change the state of a VNF instance/VNFC instance(s) (see note 1). |
| Ve-Vnfm-em.VnfLcm.007 | The VNF Lifecycle Management interface produced by the VNFM on the Ve-Vnfm-em reference point shall support querying the status of a VNF Lifecycle Management operation. |
| Ve-Vnfm-em.VnfLcm.008 | The VNF Lifecycle Management interface produced by the VNFM on the Ve-Vnfm-em reference point shall support modifying information about a VNF instance (see note 2). |
| Ve-Vnfm-em.VnfLcm.009 | The VNF Lifecycle Management interface produced by the VNFM on the Ve-Vnfm-em reference point shall support creating a VNF instance identifier and the associated instance of a VNF information element. |
| Ve-Vnfm-em.VnfLcm.010 | The VNF Lifecycle Management interface produced by the VNFM on the Ve-Vnfm-em reference point shall support deleting a VNF instance identifier and the associated instance of a VNF information element. |

| Numbering | Functional requirements description |
|-----------------------|---|
| Ve-Vnfm-em.VnfLcm.011 | The VNF Lifecycle Management interface produced by the VNFM on the Ve-Vnfm-em reference point shall support providing to the EM notifications to the EM about changes of a VNF instance that are related to the VNF lifecycle management operation occurrences, further referred to as VNF lifecycle management operation occurrence notifications. |
| Ve-Vnfm-em.VnfLcm.012 | VNF lifecycle management operation occurrence notifications provided on the VNF Lifecycle Management interface produced by the VNFM on the Ve-Vnfm-em reference point shall contain information about the type of VNF lifecycle management operation, the identification of the VNF instance, and the identification of the lifecycle management operation occurrence. |
| Ve-Vnfm-em.VnfLcm.013 | VNF lifecycle management operation occurrence notifications provided on the VNF lifecycle Management interface produced by the VNFM on the Ve-Vnfm-em reference point shall contain information about the addition/deletion of VNF Components, and about the changes on virtualised resources associated to VNFC(s) as result of the VNF lifecycle management operation occurrence. |
| Ve-Vnfm-em.VnfLcm.014 | VNF lifecycle management operation occurrence notifications provided on the VNF Lifecycle Management interface produced by the VNFM on the Ve-Vnfm-em reference point shall contain information about the virtual networks and connection point (CP)s that are added/deleted as part of the VNF lifecycle management operation occurrence (see note 3). |
| Ve-Vnfm-em.VnfLcm.015 | VNF lifecycle management operation occurrence notifications provided on the VNF Lifecycle Management interface produced by the VNFM on the Ve-Vnfm-em reference point shall support indicating the start of the lifecycle management operation occurrence, the end and the results of the lifecycle management operation occurrence, including any error produced from the lifecycle management operation occurrence. |
| Ve-Vnfm-em.VnfLcm.016 | VNF lifecycle management operation occurrence notifications provided on the VNF Lifecycle Management interface produced by the VNFM on the Ve-Vnfm-em reference point shall support indicating updates to the VNF instance information including configurable properties. |
| Ve-Vnfm-em.VnfLcm.017 | The VNF Lifecycle Management interface produced by the VNFM on the Ve-Vnfm-em reference point shall support providing to the EM notifications about creation and deletion of a VNF identifier and the associated instance of a VNF information element, further referred to as VNF identifier creation/deletion notifications. |
| Ve-Vnfm-em.VnfLcm.018 | The VNF Lifecycle Management interface produced by the VNFM on the Ve-Vnfm-em reference point shall support managing subscriptions to VNF lifecycle management operation occurrence notifications and to VNF identifier creation/deletion notifications. |
| Ve-Vnfm-em.VnfLcm.019 | The VNF Lifecycle Management interface produced by the VNFM on the Ve-Vnfm-em reference point shall support providing to the VNFM configuration parameters for a VNF/VNFC instance (see note 4). |
| Ve-Vnfm-em.VnfLcm.020 | The VNF Lifecycle Management interface produced by the VNFM on the Ve-Vnfm-em reference point shall support requesting to change the external connectivity of a VNs to which a VNF instance is connected. |
| Ve-Vnfm-em.VnfLcm.021 | The VNF Lifecycle Management interface produced by the VNFM on the Ve-Vnfm-em reference point shall support the capability to invoke VNF error handling operation(s) after the VNF lifecycle operation occurrence fails (see notes 5 and 6). |
| Ve-Vnfm-em.VnfLcm.022 | Void. |
| Ve-Vnfm-em.VnfLcm.023 | The VNF Lifecycle Management interface produced by the VNFM on the Ve-Vnfm-em reference point shall support creating VNF/VNFC Snapshots. |
| Ve-Vnfm-em.VnfLcm.024 | The VNF Lifecycle Management interface produced by the VNFM on the Ve-Vnfm-em reference point shall support reverting to VNF/VNFC Snapshots. |
| Ve-Vnfm-em.VnfLcm.025 | The VNF Lifecycle Management interface produced by the VNFM on the Ve-Vnfm-em reference point shall support querying information about available VNF/VNFC Snapshots (see note 8). |
| Ve-Vnfm-em.VnfLcm.026 | The VNF Lifecycle Management interface produced by the VNFM on the Ve-Vnfm-em reference point shall support deleting information associated to VNF/VNFC Snapshots. |

| Numbering | Functional requirements description |
|-----------------------|---|
| Ve-Vnfm-em.VnfLcm.027 | The VNF Lifecycle Management interface produced by the VNFM on the Ve-Vnfm-em reference point shall support changing the current VNF package. |
| NOTE 1: | Change the state of a VNF instance/VNFC instance(s) refers to start or stop a VNF/VNFC instance. These operations are complementary to instantiate or terminate a VNF. |
| NOTE 2: | The requirement refers to the information that is writable. |
| NOTE 3: | This provides information about virtual networks and connections points that are internal to the VNF and whose creation was triggered by the VNFM. |
| NOTE 4: | Configuration parameters referred to in this clause are declared in the VNFD. They include: those that are set prior to instantiation and that cannot be modified if the VNF is instantiated, those that are set prior to instantiation (are part of initial configuration) and that can be modified later, and those that can be set only after instantiation. |
| NOTE 5: | It is up to the protocol design stage to design the detail error handling operation(s). |
| NOTE 6: | It depends on the VNF capabilities whether and how the operation(s) are supported by a particular VNF. |
| NOTE 7: | Void. |
| NOTE 8: | VNF/VNFC Snapshot information can include information including creation date, configuration data of included VNF/VNFC Snapshots, and identifiers of snapshotted VNF/VNFC instances. |

5.2.1.2 Void

5.2.1.3 VNF Fault Management interface requirements

Table 5.2.1.3-1 specifies requirements applicable to the VNF Fault Management interface produced by the VNFM on the Ve-Vnfm-em reference point.

Table 5.2.1.3-1: VNF Fault Management interface requirements

| Numbering | Functional requirements description |
|----------------------|---|
| Ve-Vnfm-em.VnfFm.001 | The VNF Fault Management interface produced by the VNFM on the Ve-Vnfm-em reference point shall support collecting VNF/VNFC fault information (see note 1). |
| Ve-Vnfm-em.VnfFm.002 | The VNF Fault Management interface produced by the VNFM on the Ve-Vnfm-em reference point shall support alarm acknowledgement. |
| Ve-Vnfm-em.VnfFm.003 | The VNF Fault Management interface produced by the VNFM on the Ve-Vnfm-em reference point shall support providing alarm notifications related to faults on VNF/VNFC instances. |
| Ve-Vnfm-em.VnfFm.004 | The VNF Fault Management interface produced by the VNFM on the Ve-Vnfm-em reference point shall support providing notification when there is a change in alarm information on VNF/VNFC instances. |
| Ve-Vnfm-em.VnfFm.005 | The VNF Fault Management interface produced by the VNFM on the Ve-Vnfm-em reference point shall support the sending of notification to the EM when an alarm on a VNF/VNFC instance has been created. |
| Ve-Vnfm-em.VnfFm.006 | The VNF Fault Management interface produced by the VNFM on the Ve-Vnfm-em reference point shall support the sending of notification to the EM when an alarm on a VNF/VNFC instance has been cleared. |
| Ve-Vnfm-em.VnfFm.007 | The VNF Fault Management interface produced by the VNFM on the Ve-Vnfm-em reference point shall support the sending of notification(s) to the EM when the alarm list has been rebuilt. |
| Ve-Vnfm-em.VnfFm.008 | The VNF Fault Management interface produced by the VNFM on the Ve-Vnfm-em reference point shall allow unambiguous identification of the alarm on a VNF/VNFC instance sent to the EM. |
| Ve-Vnfm-em.VnfFm.009 | The VNF Fault Management interface produced by the VNFM on the Ve-Vnfm-em reference point shall allow unambiguous identification of the VNF/VNFC instance causing the alarm. |
| Ve-Vnfm-em.VnfFm.010 | The VNF Fault Management interface produced by the VNFM on the Ve-Vnfm-em reference point shall allow unambiguous identification of the alarm cause. |
| Ve-Vnfm-em.VnfFm.011 | The VNF Fault Management interface produced by the VNFM on the Ve-Vnfm-em reference point shall support providing to the EM notifications about alarms on a VNF instance and its VNFC (see note 2). |
| Ve-Vnfm-em.VnfFm.012 | Notifications related to the alarms associated with the state changes of virtualised resources of a VNF instance provided on the VNF Fault Management interface produced by the VNFM on the Ve-Vnfm-em reference point shall contain information necessary to identify the VNF and its VNFC(s), the origin (VIM and virtualised resource(s)) of the virtualised resource change notification(s), the type of alarm, and information about the cause of the alarm. |

| Numbering | Functional requirements description |
|---|---|
| Ve-Vnfm-em.VnfFm.013 | The VNF Fault Management interface produced by the VNFM on the Ve-Vnfm-em reference point shall enable the VNFM to manage subscriptions to notifications related to alarms. |
| Ve-Vnfm-em.VnfFm.014 | The VNF Fault Management interface produced by the VNFM on the Ve-Vnfm-em reference point shall support an operation to escalate when the perceived severity of an alarm needs to be changed, from the perspective of the EM. |
| NOTE 1: Fault information on a given VNF/VNFC instance can include the information related to the alarm (e.g. alarm created, alarm cleared, etc.), alarm causes and identification of this VNF/VNFC instance and fault information concerning the virtualised resources supporting the constituent VNF/VNFC instance. | |
| NOTE 2: The alarms may be triggered by either upcoming NFVI operation and maintenance or changes in the state of the virtualised resources. | |

5.2.1.4 VNF Indicator interface requirements

Table 5.2.1.4-1 specifies the requirements applicable to the VNF Indicator interface produced by the EM on the Ve-Vnfm-em reference point.

Table 5.2.1.4-1: VNF Indicator interface requirements

| Numbering | Functional requirements description |
|--------------------|--|
| Ve-Vnfm-em.Ind.001 | The VNF Indicator interface produced by the EM on the Ve-Vnfm-em reference point shall support providing notifications related to indicator value change, and to manage subscriptions related to such notifications. |
| Ve-Vnfm-em.Ind.002 | The VNF Indicator interface produced by the EM on the Ve-Vnfm-em reference point shall support retrieving indicator values. |

5.2.1.5 Void

5.2.1.6 VNF Performance Management interface requirements

Table 5.2.1.6-1 specifies requirements applicable to the VNF Performance Management interface produced by the VNFM on the Ve-Vnfm-em reference point.

Table 5.2.1.6-1: VNF Performance Management interface requirements

| Numbering | Functional requirements description |
|---------------------|--|
| Ve-Vnfm-em.VnfPm.01 | The VNF Performance Management interface produced by the VNFM on the Ve-Vnfm-em reference point shall support the EM to control the collection and reporting of VNF/VNFC performance information, resulting from virtualised resources performance information, on the VNF(s) it manages (see note 1). |
| Ve-Vnfm-em.VnfPm.02 | The VNF Performance Management interface produced by the VNFM on the Ve-Vnfm-em reference point shall support the capability to notify the EM about the availability of VNF performance information. |
| Ve-Vnfm-em.VnfPm.03 | The VNF Performance Management interface produced by the VNFM on the Ve-Vnfm-em reference point shall support the EM to create a PM job specifying the VNF performance information that the EM requires from the VNFM. |
| Ve-Vnfm-em.VnfPm.04 | The VNF Performance Management interface produced by the VNFM on the Ve-Vnfm-em reference point shall support the EM to delete one or more PM job(s). |
| Ve-Vnfm-em.VnfPm.05 | The VNF Performance Management interface produced by the VNFM on the Ve-Vnfm-em reference point shall enable the EM to receive notifications of data availability for a PM job, and to manage subscriptions to such notifications. |
| Ve-Vnfm-em.VnfPm.06 | The VNF Performance Management interface produced by the VNFM on the Ve-Vnfm-em reference point shall support the EM to query the details of one or more PM job(s). |
| Ve-Vnfm-em.VnfPm.07 | The VNF Performance Management interface produced by the VNFM on the Ve-Vnfm-em reference point shall support the EM to manage the thresholds on specified VNF/VNFC performance information and VNF(s) (see note 2). |
| Ve-Vnfm-em.VnfPm.08 | The VNF Performance Management interface produced by the VNFM on the Ve-Vnfm-em reference point shall support the capability to notify the EM about a threshold defined for a specified metric of a VNF/VNFC being crossed. |

| Numbering | Functional requirements description |
|--|--|
| Ve-Vnfm-em.VnfPm.09 | The VNF Performance Management interface produced by the VNFM on the Ve-Vnfm-em reference point shall enable the EM to receive notifications related to threshold crossing, and to manage subscriptions to such notifications. |
| NOTE 1: Performance information on a given VNF/VNFC results from collected performance information of the virtualised resources that are mapped to this VNF/VNFC instance. | |
| NOTE 2: Management of thresholds include creation, deletion and query the thresholds on specified VNF performance information and VNF(s). | |

5.2.1.7 Policy Management interface requirements

Table 5.2.1.7-1 specifies requirements applicable to the policy management interface produced by the VNFM on the Ve-Vnfm-em reference point.

Table 5.2.1.7-1: Policy Management interface requirements

| Numbering | Functional requirements description |
|---|--|
| Ve-Vnfm-em.Plcm.001 | The Policy Management interface produced by the VNFM on the Ve-Vnfm-em reference point shall support transferring NFV-MANO policies. See notes 1 and 2. |
| Ve-Vnfm-em.Plcm.002 | The Policy Management interface produced by the VNFM on the Ve-Vnfm-em reference point shall support deleting NFV-MANO policies. See note 1. |
| Ve-Vnfm-em.Plcm.003 | The Policy Management interface produced by the VNFM on the Ve-Vnfm-em reference point shall support querying NFV-MANO policies. See note 1. |
| Ve-Vnfm-em.Plcm.004 | The Policy Management interface produced by the VNFM on the Ve-Vnfm-em reference point shall support activating NFV-MANO policies. See note 1. |
| Ve-Vnfm-em.Plcm.005 | The Policy Management interface produced by the VNFM on the Ve-Vnfm-em reference point shall support deactivating NFV-MANO policies. See note 1. |
| Ve-Vnfm-em.Plcm.006 | The Policy Management interface produced by the VNFM on the Ve-Vnfm-em reference point shall support providing to the EM notifications about changes of a policy that are related to operations of transferring policy, deleting policy, activating policy, deactivating policy, associating policy and disassociating policy. |
| Ve-Vnfm-em.Plcm.007 | The Policy Management interface produced by the VNFM on the Ve-Vnfm-em reference point shall support providing to the EM notifications about any detected policy conflicts. |
| Ve-Vnfm-em.Plcm.008 | The Policy Management interface produced by the VNFM on the Ve-Vnfm-em reference point shall support subscribing to policy management related notifications. |
| Ve-Vnfm-em.Plcm.009 | The Policy Management interface produced by the VNFM on the Ve-Vnfm-em reference point shall support associating NFV-MANO policies to VNF instances. |
| Ve-Vnfm-em.Plcm.010 | The Policy Management interface produced by the VNFM on the Ve-Vnfm-em reference point shall support disassociating NFV-MANO policies from VNF instances. |
| NOTE 1: For this reference point, NFV-MANO policies include policies applied in VNF lifecycle management (instantiation, scaling, healing and termination). | |
| NOTE 2: The case of transferring NFV-MANO policy applies when: <ul style="list-style-type: none"> - a new policy is imported from the EM, which results in the creation of a new policy locally; or - the changes for an existing policy are imported from the EM, which results in the update of a policy locally. | |

5.2.1.8 Void

5.2.1.9 LCM Coordination interface requirements

Table 5.2.1.9-1 specifies requirements applicable to the LCM Coordination interface produced by the EM on the Ve-Vnfm-em reference point.

Table 5.2.1.9-1: LCM Coordination interface requirements

| Numbering | Functional requirements description |
|-------------------------|--|
| Ve-Vnfm-em.LcmCoord.001 | The LCM Coordination interface produced by the EM on the Ve-Vnfm-em reference point shall support receiving requests to coordinate LCM operations affecting a VNF instance and its VNFC instances. |

5.3 Ve-Vnfm-vnf Reference Point Requirements

5.3.0 Requirements applicable to the Ve-Vnfm-vnf reference point

Table 5.3.0-1 specifies requirements applicable to the Ve-Vnfm-vnf reference point.

Table 5.3.0-1: Ve-Vnfm-vnf reference point requirements

| Numbering | Functional requirements description |
|--|---|
| Ve-Vnfm-vnf.001 | The Ve-Vnfm-vnf reference point shall support the VNF Lifecycle Management interface produced by the VNFM. |
| Ve-Vnfm-vnf.002 | The Ve-Vnfm-vnf reference point may support the VNF Configuration interface produced by the VNF (see note 3). |
| Ve-Vnfm-vnf.003 | The Ve-Vnfm-vnf reference point shall support the VNF Performance Management interface produced by the VNFM. |
| Ve-Vnfm-vnf.004 | The Ve-Vnfm-vnf reference point shall support the VNF Fault Management interface produced by the VNFM. |
| Ve-Vnfm-vnf.005 | The Ve-Vnfm-vnf reference point may support the VNF Indicator interface produced by the VNF (see notes 1 and 2). |
| Ve-Vnfm-vnf.006 | The Ve-Vnfm-vnf reference point shall support the means for the configuration of a VNF and for the VNFM to determine whether the VNF configuration has been completed (see note 4). |
| Ve-Vnfm-vnf.007 | The Ve-Vnfm-vnf reference point may support the LCM Coordination interface produced by the VNF (see note 5). |
| <p>NOTE 1: VNF Indicators are information supplied by the VNF or the EM to provide some indication on the VNF behaviour. For example, VNFM can use these indicators in conjunction with virtualised resource data to perform auto-scaling decisions, or to determine whether the configuration changes have been completed, etc.</p> <p>NOTE 2: The support of VNF Indicator interface is VNF provider's decision. At least one indicator declared by the VNF provider in VNFD with source (VNF or EM) implies that the corresponding reference point (Ve-Vnfm-vnf or Ve-Vnfm-em) supports this interface.</p> <p>NOTE 3: The dependency on and support of VNF Configuration interface is declared by the VNF provider in the VNFD.</p> <p>NOTE 4: The configuration of a VNF can be performed by the VNFM via the VNF Configuration interface, or the VNF can acquire the configuration information from the VNFM. At least one of the mechanisms shall be supported for a particular VNF and be declared by the VNF provider in the VNFD. Examples of how the alternative mechanisms may be used for VNF configuration are given in annex A.</p> <p>NOTE 5: The dependency on and support of the LCM Coordination interface is declared by the VNF provider in the VNFD.</p> | |

5.3.1 Interface Requirements

5.3.1.1 VNF Lifecycle Management interface requirements

Table 5.3.1.1-1 specifies the requirements applicable to the VNF Lifecycle Management interface produced by the VNFM on the Ve-Vnfm-vnf reference point.

Table 5.3.1.1-1: VNF Lifecycle Management interface requirements

| Numbering | Functional requirements description |
|------------------------|---|
| Ve-Vnfm-vnf.VnfLcm.001 | The VNF Lifecycle Management interface produced by the VNFM on the Ve-Vnfm-vnf reference point shall support scaling a VNF instance. |
| Ve-Vnfm-vnf.VnfLcm.002 | The VNF Lifecycle Management interface produced by the VNFM on the Ve-Vnfm-vnf reference point shall support requesting VNF healing. |
| Ve-Vnfm-vnf.VnfLcm.003 | The VNF Lifecycle Management interface produced by the VNFM on the Ve-Vnfm-vnf reference point shall support querying the status of a VNF Lifecycle Management operation (see note 1). |
| Ve-Vnfm-vnf.VnfLcm.004 | The VNF Lifecycle Management interface produced by the VNFM on the Ve-Vnfm-vnf reference point shall support querying information about a VNF instance. |
| Ve-Vnfm-vnf.VnfLcm.005 | The VNF Lifecycle Management interface produced by the VNFM on the Ve-Vnfm-vnf reference point shall support providing to the VNF notifications about changes of a VNF instance that are related to the VNF lifecycle management operation occurrences, further referred to as VNF lifecycle management operation occurrence notifications. |

| Numbering | Functional requirements description |
|--|--|
| Ve-Vnfm-vnf.VnfLcm.006 | VNF lifecycle management operation occurrence notifications provided on the VNF Lifecycle Management interface produced by the VNFM on the Ve-Vnfm-vnf reference point shall contain information about the type of VNF lifecycle management operation, the identification of the VNF instance, and the identification of the lifecycle management operation occurrence. |
| Ve-Vnfm-vnf.VnfLcm.007 | VNF lifecycle management operation occurrence notifications provided on the VNF lifecycle Management interface produced by the VNFM on the Ve-Vnfm-vnf reference point shall contain information about the addition/deletion of VNF Components, and about the changes on virtualised resources associated to VNFC(s) as result of the VNF lifecycle management operation occurrence. |
| Ve-Vnfm-vnf.VnfLcm.008 | VNF lifecycle management operation occurrence notifications provided on the VNF Lifecycle Management interface produced by the VNFM on the Ve-Vnfm-vnf reference point shall contain information about the virtual networks and Connection Point (CP)s that are added/deleted as part of the VNF lifecycle management operation occurrence (see note 2). |
| Ve-Vnfm-vnf.VnfLcm.009 | VNF lifecycle management operation occurrence notifications provided on the VNF Lifecycle Management interface produced by the VNFM on the Ve-Vnfm-vnf reference point shall support indicating the start of the lifecycle management operation occurrence, the end and the results of the lifecycle management operation occurrence, including any error produced from the lifecycle management operation occurrence. |
| Ve-Vnfm-vnf.VnfLcm.010 | VNF lifecycle management operation occurrence notifications provided on the VNF Lifecycle Management interface produced by the VNFM on the Ve-Vnfm-vnf reference point shall support indicating updates to the VNF instance information including configurable properties. |
| Ve-Vnfm-vnf.VnfLcm.011 | The VNF Lifecycle Management interface produced by the VNFM on the Ve-Vnfm-vnf reference point shall support managing subscriptions to VNF lifecycle management operation occurrence notifications. |
| Ve-Vnfm-vnf.VnfLcm.012 | The VNF Lifecycle Management interface produced by the VNFM on the Ve-Vnfm-vnf reference point shall support the capability to invoke VNF error handling operation(s) after the VNF lifecycle operation occurrence fails (see notes 3 and 4). |
| Ve-Vnfm-vnf.VnfLcm.013 | Void. |
| NOTE 1: The status of the operations can be queried only limited to the operations initiated by the VNF. | |
| NOTE 2: This provides information about virtual networks and connections points that are internal to the VNF and whose creation was triggered by the VNFM. | |
| NOTE 3: It is up to the protocol design stage to design the detailed error handling operation(s). | |
| NOTE 4: It depends on the VNF capabilities whether and how the operation(s) are supported by a particular VNF. | |
| NOTE 5: Void. | |

5.3.1.2 VNF Configuration interface requirements

Table 5.3.1.2-1 specifies the requirements applicable to the VNF Configuration interface produced by the VNF on the Ve-Vnfm-vnf reference point.

Table 5.3.1.2-1: VNF Configuration interface requirements

| Numbering | Functional requirements description |
|-------------------------|---|
| Ve-Vnfm-vnf.VnfConf.001 | The VNF Configuration interface on the Ve-Vnfm-vnf reference point shall support setting configuration parameters for a VNF instance and its VNFC instance(s) or individual VNFC instances. |
| Ve-Vnfm-vnf.VnfConf.002 | Void. |

5.3.1.3 VNF Indicator interface requirements

Table 5.3.1.3-1 specifies the requirements applicable to the VNF indicator interface produced by the VNF on the Ve-Vnfm-vnf reference point.

Table 5.3.1.3-1: VNF Indicator interface requirements

| Numbering | Functional requirements description |
|------------------------|--|
| Ve-Vnfm-vnf.VnfInd.001 | The VNF Indicator interface provided by the VNF on the Ve-Vnfm-vnf reference point shall support providing notifications related to indicator value change, and to manage subscriptions related to such notifications. |
| Ve-Vnfm-vnf.VnfInd.002 | The VNF Indicator interface provided by the VNF on the Ve-Vnfm-vnf reference point shall support retrieving indicator value. |

5.3.1.4 VNF Performance Management interface requirements

Table 5.3.1.4-1 specifies requirements applicable to the VNF Performance Management interface produced by the VNFM on the Ve-Vnfm-vnf reference point.

Table 5.3.1.4-1: VNF Performance Management interface requirements

| Numbering | Functional requirements description |
|---|---|
| Ve-Vnfm-vnf.VnfVrPm.001 | Void. |
| Ve-Vnfm-vnf.VnfVrPm.002 | Void. |
| Ve-Vnfm-vnf.VnfPm.03 | The VNF Performance Management interface produced by the VNFM on the Ve-Vnfm-vnf reference point shall support a VNF to control the collection and reporting of VNF/VNFC performance information, resulting from virtualised resources performance information mapped to that VNF (see note 1). |
| Ve-Vnfm-vnf.VnfPm.04 | The VNF Performance Management interface produced by the VNFM on the Ve-Vnfm-vnf reference point shall support the capability to notify a VNF about the availability of VNF performance information related to that VNF. |
| Ve-Vnfm-vnf.VnfPm.05 | The VNF Performance Management interface produced by the VNFM on the Ve-Vnfm-vnf reference point shall support a VNF to create a PM job specifying the VNF performance information related to that VNF. |
| Ve-Vnfm-vnf.VnfPm.06 | The VNF Performance Management interface produced by the VNFM on the Ve-Vnfm-vnf reference point shall support a VNF to delete one or more PM job(s). |
| Ve-Vnfm-vnf.VnfPm.07 | The VNF Performance Management interface produced by the VNFM on the Ve-Vnfm-vnf reference point shall enable a VNF to receive notifications of data availability for a PM job, and to manage subscriptions to such notifications. |
| Ve-Vnfm-vnf.VnfPm.08 | The VNF Performance Management interface produced by the VNFM on the Ve-Vnfm-vnf reference point shall support a VNF to query the details of one or more PM job(s). |
| Ve-Vnfm-vnf.VnfPm.09 | The VNF Performance Management interface produced by the VNFM on the Ve-Vnfm-vnf reference point shall support a VNF to manage the thresholds on specified VNF/VNFC performance information related to that VNF (see note 2). |
| Ve-Vnfm-vnf.VnfPm.10 | The VNF Performance Management interface produced by the VNFM on the Ve-Vnfm-vnf reference point shall support the capability to notify a VNF about a threshold defined for a specified metric related to that VNF or to a VNFC of that VNF being crossed. |
| Ve-Vnfm-vnf.VnfPm.11 | The VNF Performance Management interface produced by the VNFM on the Ve-Vnfm-vnf reference point shall enable a VNF to receive notifications related to threshold crossing, and to manage subscriptions to such notifications. |
| NOTE 1: Performance information on a given VNF/VNFC results from collected performance information of the virtualised resources that are mapped to this VNF/VNFC instance. | |
| NOTE 2: Management of thresholds includes creation, deletion and query the thresholds on specified VNF performance information for the VNF that requests the management operations. | |

5.3.1.5 VNF Fault Management interface requirements

Table 5.3.1.5-1 specifies requirements applicable to the VNF Fault Management interface produced by the VNFM on the Ve-Vnfm-vnf reference point.

Table 5.3.1.5-1: VNF Fault Management interface requirements

| Numbering | Functional requirements description |
|-----------------------|--|
| Ve-Vnfm-vnf.VnfFm.001 | The VNF Fault Management interface produced by the VNFM on the Ve-Vnfm-vnf reference point shall support collecting VNF/VNFC fault information related to virtualised resources used by the VNF/VNFC (see note 1). |
| Ve-Vnfm-vnf.VnfFm.002 | The VNF Fault Management interface produced by the VNFM on the Ve-Vnfm-vnf reference point shall support alarm acknowledgement. |

| Numbering | Functional requirements description |
|---|--|
| Ve-Vnfm-vnf.VnfFm.003 | The VNF Fault Management interface produced by the VNFM on the Ve-Vnfm-vnf reference point shall support providing alarm notifications related to virtualised resources used by the VNF/VNFC instances. |
| Ve-Vnfm-vnf.VnfFm.004 | The VNF Fault Management interface produced by the VNFM on the Ve-Vnfm-vnf reference point shall support providing notification when there is a change in alarm information related to virtualised resources used by VNF/VNFC instances. |
| Ve-Vnfm-vnf.VnfFm.005 | The VNF Fault Management interface produced by the VNFM on the Ve-Vnfm-vnf reference point shall support the sending of notification to the VNF when an alarm related to virtualised resources used by a VNF/VNFC instance has been created. |
| Ve-Vnfm-vnf.VnfFm.006 | The VNF Fault Management interface produced by the VNFM on the Ve-Vnfm-vnf reference point shall support the sending of notification to the VNF when an alarm related to virtualised resources used by a VNF/VNFC instance has been cleared. |
| Ve-Vnfm-vnf.VnfFm.007 | The VNF Fault Management interface produced by the VNFM on the Ve-Vnfm-vnf reference point shall support the sending of notification(s) to the VNF when the alarm list has been rebuilt. |
| Ve-Vnfm-vnf.VnfFm.008 | The VNF Fault Management interface produced by the VNFM on the Ve-Vnfm-vnf reference point shall allow unambiguous identification of the alarm related to virtualised resources used by a VNF/VNFC instance sent to the VNF. |
| Ve-Vnfm-vnf.VnfFm.009 | The VNF Fault Management interface produced by the VNFM on the Ve-Vnfm-vnf reference point shall allow unambiguous identification of the virtualised resources used by a VNF/VNFC instance causing the alarm. |
| Ve-Vnfm-vnf.VnfFm.010 | The VNF Fault Management interface produced by the VNFM on the Ve-Vnfm-vnf reference point shall allow unambiguous identification of the alarm cause. |
| Ve-Vnfm-vnf.VnfFm.011 | The VNF Fault Management interface produced by the VNFM on the Ve-Vnfm-vnf reference point shall support providing to the VNF notifications about alarms on virtualised resources mapped to VNF instance and its VNF Components (see note 2). |
| Ve-Vnfm-vnf.VnfFm.012 | Notifications related to the alarms associated with the state changes of virtualised resources of a VNF instance provided on the VNF Fault Management interface produced by the VNFM on the Ve-Vnfm-vnf reference point shall contain information necessary to identify the VNF and the VNFC(s), the origin (VIM and virtualised resource(s)) of the virtualised resource change notification(s), the type of alarm, and information about the cause of the alarm. |
| Ve-Vnfm-vnf.VnfFm.013 | The VNF Fault Management interface produced by the VNFM on the Ve-Vnfm-vnf reference point shall enable the VNFM to manage subscriptions to notifications related to alarms. |
| Ve-Vnfm-vnf.VnfFm.014 | The VNF Fault Management interface produced by the VNFM on the Ve-Vnfm-vnf reference point shall support an operation to escalate when the perceived severity of an alarm needs to be changed, from the perspective of the VNF. |
| NOTE 1: Fault information related to virtualised resources used by a given VNF/VNFC instance can include the information related to the alarm (e.g. alarm created, alarm cleared, etc.), alarm causes and identification of this VNF/VNFC instance and fault information concerning the virtualised resources supporting the constituent VNF/VNFC instance. | |
| NOTE 2: The alarms may be triggered by either upcoming NFVI operation and maintenance or changes in the state of the virtualised resources. | |

5.3.1.6 LCM Coordination interface requirements

Table 5.3.1.6-1 specifies requirements applicable to the LCM Coordination interface produced by the VNF on the Ve-Vnfm-vnf reference point.

Table 5.3.1.6-1: LCM Coordination interface requirements

| Numbering | Functional requirements description |
|--------------------------|--|
| Ve-Vnfm-vnf.LcmCoord.001 | The LCM Coordination interface produced by the VNF on the Ve-Vnfm-vnf reference point shall support receiving requests to coordinate LCM operations affecting a VNF instance and its VNFC instances. |

6 VNF exposed interfaces

6.1 Introduction

This clause defines the interfaces exposed by the VNF towards the VNFM over the Ve-Vnfm reference point.

NOTE: The fact that information elements and attributes are presented in tabular form does not preclude protocol designs in which these information elements and attributes are encoded in different parts of request and response messages. For example, in a RESTful interface, parts of them may be encoded in the URL, in the message header, in the message body or any combination thereof.

6.2 VNF configuration interface

6.2.1 Description

This interface enables a VNFM to perform configuration operations on a VNF instance and its VNFC instance(s) or individual VNFC instances. Configuration parameters referred in this clause are those declared in the VNFD.

NOTE: The present document does not specify a Read/Query Configuration Information operation, but does not preclude it from being implemented at the protocol design stage (e.g. for protocol consistency).

The following operations shall be supported:

- SetConfiguration.

6.2.2 Void

6.2.3 Set Configuration

6.2.3.1 Description

This operation enables a VNFM to set the configuration parameters of a VNF instance and its VNFC instance(s) or individual VNFC instances. Table 6.2.3.1-1 lists the information flow exchanged between the VNF and the VNFM.

NOTE: The flow in table 6.2.3.1-1 does not preclude using utilities provided by VIM or NFVI (e.g. HOT or cloudinit) as an intermediate step between VNFM and VNF.

Table 6.2.3.1-1: ModifyConfiguration operation

| Information Flow | Requirement | Direction |
|--------------------------|-------------|------------|
| SetConfigurationRequest | Mandatory | VNFM → VNF |
| SetConfigurationResponse | Mandatory | VNF → VNFM |

6.2.3.2 Input parameters

The input parameters sent when invoking the operation are provided in table 6.2.3.2-1.

Table 6.2.3.2-1: SetConfiguration operation input parameters

| Parameter | Qualifier | Cardinality | Content | Description |
|----------------------|-----------|-------------|------------------|---|
| vnfInstanceid | M | 0..1 | Identifier | Uniquely identifies the VNF instance. See note 3. |
| vnfConfigurationData | M | 0..1 | VnfConfiguration | Configuration data for the VNF instance. See note 1. |

| Parameter | Qualifier | Cardinality | Content | Description |
|--|-----------|-------------|-------------------|--|
| vnfcConfigurationData | M | 0..N | VnfcConfiguration | Configuration data for a VNFC instance. See note 2. |
| NOTE 1: Cardinality of 0 is used when the operation is used for configuration of only individual VNFC instances. | | | | |
| NOTE 2: Cardinality of 0 is used when the operation is used for configuration of only a VNF instance. | | | | |
| NOTE 3: When present, this identifier is not part of the actual configuration data to be applied. The cardinality 0 is used when the unique instance identification is not possible (e.g. when VnfConfiguration is used for the initial configuration of the VNF, where VnfConfiguration may contain the vnfInstanceId to be set). | | | | |

6.2.3.3 Output parameters

The output parameters sent when responding to the operation is provided in table 6.2.3.3-1.

Table 6.2.3.3-1: SetConfiguration operation output parameters

| Parameter | Qualifier | Cardinality | Content | Description |
|-----------------------|-----------|-------------|-------------------|--|
| vnfcConfigurationData | M | 0..1 | VnfConfiguration | Correspond to the vnfcConfigurationData in the input information elements of the SetConfiguration operation if it has. |
| vnfcConfigurationData | M | 0..N | VnfcConfiguration | Correspond to the vnfcConfigurationData in the input information elements of the SetConfiguration operation if it has. |

6.2.3.4 Operation results

As a result of this operation, the producer (VNF) shall indicate to the consumer (VNFM) whether or not the operation was successful.

6.3 VNF Indicator interface

6.3.1 Description

This interface allows the VNF to provide information on value changes of VNF related indicators. VNF related indicators are declared in the VNFD.

The following operations are defined for this interface:

- Subscribe.
- Notify.
- Get Indicator Value.
- Terminate Subscription.
- Query Subscription Info.

6.3.2 Subscribe operation

6.3.2.1 Description

This operation enables the VNFM to subscribe with a filter for the notifications related to VNF indicator value changes sent by the VNF. Table 6.3.2.1-1 lists the information flow exchanged between the VNFM and the VNF.

NOTE: Specification of filtering mechanism is part of the protocol design.

Table 6.3.2.1-1: Subscribe operation

| Message | Requirement | Direction |
|-------------------|-------------|------------|
| SubscribeRequest | Mandatory | VNFM → VNF |
| SubscribeResponse | Mandatory | VNF → VNFM |

6.3.2.2 Input parameters

Table 6.3.2.2-1: Subscribe operation input parameters

| Parameter | Qualifier | Cardinality | Content | Description |
|-----------|-----------|-------------|---------|--|
| filter | M | 1 | Filter | Input filter for selecting VNF related indicators. |

6.3.2.3 Output parameters

Table 6.3.2.3-1: Subscribe operation output parameters

| Parameter | Qualifier | Cardinality | Content | Description |
|----------------|-----------|-------------|------------|--|
| subscriptionId | M | 1 | Identifier | Identifier of the subscription returned. |

6.3.2.4 Operation results

As a result of this operation, the VNF shall indicate to the VNFM in the SubscribeResponse message whether the subscription was successful or not.

For a particular subscription, only notifications matching the filter will be delivered to the consumer.

6.3.3 Notify operation

6.3.3.1 Description

This operation distributes notifications to subscribers. It is a one-way operation issued by the VNF towards the VNFM that cannot be invoked as an operation by the consumer (VNFM).

In order to receive notifications, the VNFM shall have a subscription. Table 6.3.3.1-1 lists the information flow exchanged between the VNFM and the VNF.

Table 6.3.3.1-1: Notify operation

| Message | Requirement | Direction |
|---------|-------------|------------|
| Notify | Mandatory | VNF → VNFM |

The following notification can be notified/sent by this operation:

- IndicatorValueChangeNotification, see clause 9.6.2.
- SupportedIndicatorsChangeNotification (see clause 9.6.4).

6.3.4 Get Indicator Value operation

6.3.4.1 Description

This operation enables VNFM to request from the VNF information about available indicators and their actual values. Table 6.3.4.1-1 lists the information flow exchanged between the VNFM and the VNF.

Table 6.3.4.1-1: GetIndicatorValue operation

| Message | Requirement | Direction |
|---------------------------|-------------|------------|
| GetIndicatorValueRequest | Mandatory | VNFM → VNF |
| GetIndicatorValueResponse | Mandatory | VNF → VNFM |

6.3.4.2 Input parameters

Table 6.3.4.2-1: Get Indicator Value operation input parameters

| Parameter | Qualifier | Cardinality | Content | Description |
|-----------|-----------|-------------|---------|--|
| filter | M | 1 | Filter | Input filter for selecting VNF related indicators. |

6.3.4.3 Output parameters

Table 6.3.4.3-1: Get Indicator Value operation output parameters

| Parameter | Qualifier | Cardinality | Content | Description |
|----------------------|-----------|-------------|----------------------|---|
| indicatorInformation | M | 0..N | IndicatorInformation | The requested indicator values as a complex structure having the VNF Instance ID, Indicator and the value of the Indicator. |

6.3.4.4 Operation results

The result of the operation indicates if it has been successful or not with a standard success/error result. For a particular request, only indicators matching the filter will be delivered to the VNFM.

6.3.5 Terminate Subscription operation

6.3.5.1 Description

This operation enables the VNFM to terminate a particular subscription.

Table 6.3.5.1-1 lists the information flow exchanged between the VNFM and the VNF.

Table 6.3.5.1-1: Terminate Subscription operation

| Message | Requirement | Direction |
|-------------------------------|-------------|------------|
| TerminateSubscriptionRequest | Mandatory | VNFM → VNF |
| TerminateSubscriptionResponse | Mandatory | VNF → VNFM |

6.3.5.2 Input parameters

The input parameters sent when invoking the operation shall follow the indications provided in table 6.3.5.2-1.

Table 6.3.5.2-1: Terminate Subscription operation input parameters

| Parameter | Qualifier | Cardinality | Content | Description |
|----------------|-----------|-------------|------------|--|
| subscriptionId | M | 1 | Identifier | Identifier of the subscription to be terminated. |

6.3.5.3 Output parameters

None.

6.3.5.4 Operation results

After successful termination of a subscription, the identified subscription does not exist anymore, and the VNFM will not receive notifications related to that subscription any longer. The result of the operation shall indicate if the subscription termination has been successful or not with a standard success/error result.

6.3.6 Query Subscription Info operation

6.3.6.1 Description

This operation enables the VNFM to query information about subscriptions.

Table 6.3.6.1-1 lists the information flow exchanged between the VNFM and the VNF.

Table 6.3.6.1-1: Query Subscription operation

| Message | Requirement | Direction |
|-------------------------------|-------------|------------|
| QuerySubscriptionInfoRequest | Mandatory | VNFM → VNF |
| QuerySubscriptionInfoResponse | Mandatory | VNF → VNFM |

6.3.6.2 Input parameters

The input parameters sent when invoking the operation shall follow the indications provided in table 6.3.6.2-1.

Table 6.3.6.2-1: Query Subscription Info operation input parameters

| Parameter | Qualifier | Cardinality | Content | Description |
|-----------|-----------|-------------|---------|--|
| filter | M | 1 | Filter | Filtering criteria to select one or a set of subscriptions. Details are part of the protocol design. |

6.3.6.3 Output parameters

The output parameters returned by the operation shall follow the indications provided in table 6.3.6.3-1.

Table 6.3.6.3-1: Query Subscription Info operation output parameters

| Parameter | Qualifier | Cardinality | Content | Description |
|-------------|-----------|-------------|---------------|---|
| queryResult | M | 0..N | Not specified | Information about the subscription(s) matching the query. |

6.3.6.4 Operation results

After successful operation, the VNF has queried the internal subscription objects. The result of the operation indicates if it has been successful or not with a standard success/error result. For a particular query, information about the subscriptions to notifications related to VNF indicator value changes that the VNFM has access to and that are matching the filter shall be returned.

6.4 LCM Coordination interface

6.4.1 Description

This interface enables a VNFM to request a VNF instance to perform coordinative actions during LCM operations.

The following operations shall be supported:

- CoordinateLcmOperation.

6.4.2 CoordinateLcmOperation operation

6.4.2.1 Description

This operation enables a VNFM to request the coordination of an LCM operation with management operation executed in a VNF instance. The coordination may be required at various stages of the LCM operation. The corresponding execution of the LCM operation within the VNFM will be paused until the response is received or no response is received until the expiration of a timer.

The response includes an indication whether to resume the LCM operation execution and may include additional information. The response also allows to ask the VNFM to delay the execution of the LCM operation further after receiving the response by sending a delay time in the response. In case a delay value is provided, there are two modes for the VNFM:

- The VNFM shall send another coordination request after the indicated delay if it intends to continue the operation.
- The VNFM can continue the LCM operation after the delay.

Table 6.4.2.1-1 lists the information flow exchanged between the VNF and the VNFM.

NOTE: As part of the protocol design stage, it is foreseen that the cancellation of a pending delay will be specified.

Table 6.4.2.1-1: CoordinateLcmOperation operation

| Information Flow | Requirement | Direction |
|--------------------------------|-------------|------------|
| CoordinateLcmOperationRequest | Mandatory | VNFM → VNF |
| CoordinateLcmOperationResponse | Mandatory | VNF → VNFM |

6.4.2.2 Input parameters

The input parameters sent when invoking the operation are provided in table 6.4.2.2-1.

Table 6.4.2.2-1: CoordinateLcmOperation operation input parameters

| Parameter | Qualifier | Cardinality | Content | Description |
|---|-----------|-------------|---------------|---|
| vnfInstanceId | M | 0..1 | Identifier | Uniquely identifies the VNF instance. May be omitted if the producer is a single VNF instance, and shall be provided otherwise. |
| lifecycleOperationOccurrenceId | M | 1 | Identifier | The identifier of LCM operation occurrence concerning the coordination. |
| operationType | M | 1 | Not specified | Indicates the type of LCM operation concerning the coordination (see note 1). Possible operations are: <ul style="list-style-type: none"> • CreateSnapshot. • RevertToSnapshot. • ChangeCurrentVnfPackage. |
| operationStage | M | 0,,1 | Not specified | Indicates the stage of the LCM operation concerning the coordination (see notes 1 and 2). |
| operationParam | M | 0..1 | Not specified | Additional parameters passed by the VNFM as input to the coordination with the VNF (see note 1). |
| NOTE 1: The listed values refer to VNF LCM operations that may use the LCM Coordination interface. | | | | |
| NOTE 2: The intention is to indicate the stage of the LCM operation related to the coordination, e.g. at the start of the operation, at a particular stage during the operation, or at the end of the operation. The valid values and whether or not this attribute is applicable is specific to the operation. | | | | |

6.4.2.3 Output parameters

The output parameters sent when responding to the operation is provided in table 6.4.2.3-1.

Table 6.4.2.3-1: CoordinateLcmOperation operation output parameters

| Parameter | Qualifier | Cardinality | Content | Description |
|----------------------|-----------|-------------|---------------|--|
| operationAction | M | 1 | Enum | Indicates how the LCM operation execution is to be continued. VALUES: <ul style="list-style-type: none"> • ABORT • CONTINUE • CONTINUE_AFTER_DELAY • RETRY_AFTER_DELAY • Etc. |
| operationResumeDelay | M | 0..1 | TimeDuration | The time interval to wait until the new coordination request is to be sent ("RETRY AFTER DELAY" operationAction) or the LCM operation execution can be resumed ("CONTINUE AFTER DELAY" operationAction). Only present in case the operationAction indicates a delay. |
| additionalInfo | M | 0..1 | Not specified | Additional information on the result of the coordination with the VNF, e.g. on the reason for the indicated operationAction. |

6.4.2.4 Operation results

As a result of this operation, the VNF shall indicate to the VNFM in the CoordinateLcmOperationResponse message whether the requested coordination with the VNF was successful or not.

Upon reception of a CoordinateLcmOperationResponse message, the VNFM has gathered information from the affected VNF to continue, delay or abort an LCM operation based on the success of the coordination with the VNF.

7 VNFM exposed interfaces

7.1 Introduction

This clause defines the interfaces exposed by the VNFM towards the VNF/EM over the Ve-Vnfm-vnf/Ve-Vnfm-em reference points.

NOTE: The fact that information elements and attributes are presented in tabular form does not preclude protocol designs in which these information elements and attributes are encoded in different parts of request and response messages. For example, in a RESTful interface, parts of them can be encoded in the URL, in the message header, in the message body or any combination thereof.

7.2 VNF Lifecycle Management interface

7.2.1 Description

This interface allows the VNF/EM to invoke VNF lifecycle management operations towards the VNFM.

The following operations are defined for VNF to invoke:

- Scale VNF.
- Heal VNF.

- Get Operation Status.

The following operations are defined for EM to invoke:

- Create VNF Identifier.
- Instantiate VNF.
- Scale VNF.
- Scale VNF to Level.
- Change VNF Flavour.
- Terminate VNF.
- Delete VNF Identifier.
- Query VNF.
- Heal VNF.
- Operate VNF.
- Modify VNF Information, including VNF configurable properties.
- Get Operation Status.
- Change External VNF connectivity.
- Query VNF/VNFC Snapshot information.
- Create VNF/VNFC Snapshot.
- Revert to VNF/VNFC Snapshot.
- Delete VNF/VNFC Snapshot information.
- Change current VNF package.

An identifier (i.e. lifecycleOperationOccurrenceId) is generated for each VNF management lifecycle operation occurrence, except for Query VNF, Create VNF Identifier, Delete VNF Identifier and Get Operation Status.

Furthermore, this interface allows the EM and/or the VNF to manage subscriptions to notifications sent by the VNFM which inform about changes of a VNF instance that are related to VNF lifecycle management operation occurrences, as well as related to the creation/deletion of a VNF instance identifier and the associated instance of a VnfInfo information element. It further allows the VNFM to provide such notifications to the subscriber.

7.2.2 Create VNF Identifier operation

7.2.2.1 Description

This operation creates a VNF instance identifier, and an associated instance of a VnfInfo information element, identified by that identifier, in the NOT_INSTANTIATED instantiation state without instantiating the VNF or doing any additional lifecycle operation(s). It allows returning right away a VNF instance identifier that can be used in subsequent lifecycle operations, like the Instantiate VNF operation.

This operation shall be supported for all VNFs.

Table 7.2.2.1-1 lists the information flow exchanged between the VNFM and the EM.

Table 7.2.2.1-1: Create VNF Identifier operation

| Message | Requirement | Direction |
|-----------------------------|-------------|-----------|
| CreateVnfIdentifierRequest | Mandatory | EM → VNFM |
| CreateVnfIdentifierResponse | Mandatory | VNFM → EM |

7.2.2.2 Input parameters

The input parameters sent when invoking the operation shall follow the indications provided in table 7.2.2.2-1.

Table 7.2.2.2-1: Create Vnf Identifier operation input parameters

| Parameter | Qualifier | Cardinality | Content | Description |
|---|-----------|-------------|--------------|---|
| vnfdId | M | 1 | Identifier | Identifier that identifies the VNFD which defines the VNF instance to be created. See note. |
| vnfInstanceName | M | 0..1 | String | Human-readable name of the VNF instance to be created. |
| vnfInstanceDescription | M | 0..1 | String | Human-readable description of the VNF instance to be created. |
| metadata | M | 0..N | KeyValuePair | This parameter provides values for the "metadata" attribute in "VnfInfo". |
| NOTE: This identifier, which is managed by the VNF provider, identifies the VNF Package and the VNFD in a globally unique way. See ETSI GS NFV-IFA 011 [4], clause 7.1.2.2. | | | | |

7.2.2.3 Output parameters

The output parameters returned by the operation shall follow the indications provided in table 7.2.2.3-1.

Table 7.2.2.3-1: Create VNF Identifier operation output parameters

| Parameter | Qualifier | Cardinality | Content | Description |
|---------------|-----------|-------------|------------|---------------------------------------|
| vnfInstanceId | M | 1 | Identifier | VNF instance identifier just created. |

7.2.2.4 Operation results

In case of success, an instance of a VnfInfo information element, in the NOT_INSTANTIATED instantiation state has been created and can be used in subsequent lifecycle operations and the corresponding VnfIdentifierCreationNotification has been sent. In case of failure, appropriate error information is returned.

7.2.3 Instantiate VNF operation

7.2.3.1 Description

This operation instantiates a particular Deployment Flavour (DF) of a VNF that has been in the NOT_INSTANTIATED instantiation state, based on the definition in the VNFD.

This operation shall be supported for all VNFs.

Table 7.2.3.1-1 lists the information flow exchanged between the VNFM and the EM.

Table 7.2.3.1-1: Instantiate VNF operation

| Message | Requirement | Direction |
|------------------------|-------------|-----------|
| InstantiateVnfRequest | Mandatory | EM → VNFM |
| InstantiateVnfResponse | Mandatory | VNFM → EM |

7.2.3.2 Input parameters

The input parameters sent when invoking the operation shall follow the indications provided in table 7.2.3.2-1.

Table 7.2.3.2-1: Instantiate VNF operation input parameters

| Parameter | Qualifier | Cardinality | Content | Description |
|---|-----------|-------------|---------------------------|---|
| vnfInstanceIcd | M | 1 | Identifier | Identifier of the VNF instance. |
| flavourId | M | 1 | Identifier | Identifier of the VNF DF to be instantiated. |
| instantiationLevelId | M | 0..1 | Identifier | Identifier of the instantiation level of the DF to be instantiated. If not present, the default instantiation level as declared in the VNFD shall be instantiated. |
| extVirtualLink | M | 0..N | ExtVirtualLinkData | Information about external virtual link (VL)s to connect the VNF to. |
| extManagedVirtualLink | M | 0..N | ExtManagedVirtualLinkData | Information about internal VLs that are managed by other entities than the VNFM (see note). |
| localizationLanguage | M | 0..1 | Not specified | Localization language of the VNF to be instantiated. The localization languages supported by a VNF can be declared in the VNFD. If this parameter is not provided and the "defaultLocalizationLanguage" attribute is declared in the VNFD, the "defaultLocalizationLanguage" shall be used to determine the localization language VNF to be instantiated. |
| vnfConfigurableProperty | M | 0..N | KeyValuePair | This parameter provides values for the VNF configurable properties attribute in the VnfInfo (see clause 9.4.2). |
| additionalParam | M | 0..N | KeyValuePair | Additional parameters passed by the EM as input to the instantiation process, specific to the VNF being instantiated, as declared in the VNFD (see clause 7.1.5.3 in ETSI GS NFV-IFA 011 [4]). |
| extension | M | 0..N | KeyValuePair | This parameter provides values for the "extension" attribute in "VnfInfo". |
| <p>NOTE: The indication of externally-managed internal VLs is needed in case networks have been pre-configured for use with certain VNFs, for instance to ensure that these networks have certain properties such as security or acceleration features, or to address particular network topologies. The present document assumes that externally-managed internal VLs are managed by the NFVO and created towards the VIM as supported by the virtualised network resource management interface specified in ETSI GS NFV-IFA 005 [i.6].</p> | | | | |

7.2.3.3 Output parameters

The output parameters returned by the operation shall follow the indications provided in table 7.2.3.3-1.

Table 7.2.3.3-1: Instantiate Vnf operation output parameters

| Parameter | Qualifier | Cardinality | Content | Description |
|---------------------------------|-----------|-------------|------------|---|
| lifecycleOperationOccurrenceIcd | M | 1 | Identifier | The identifier of the VNF lifecycle operation occurrence. |

7.2.3.4 Operation results

In case of success, the VNF has been instantiated and initially configured, and the associated instance of a VnfInfo information element has been updated. The VNF instance is in the INSTANTIATED instantiation state.

In case of failure, appropriate error information is provided in the "result" LCM Operation Occurrence Notification.

NOTE: In the present document, the operation result of the VNF instantiation request by EM cannot be determined to have the same result as VNF instantiation request as part of the NS LCM update operation performed through the NFVO (see clauses 7.3.5 and 8.3.4.10 in ETSI GS NFV-IFA 013 [i.5]), in particular in what concerns re-using the newly VNF instance at the NFVO level and associating it to a corresponding NS.

The VNFM shall return a lifecycleOperationOccurrenceId that identifies the LCM operation. The LCM operation shall trigger the sending of the "start" LCM Operation Occurrence Notification before additional notifications as part of this operation are triggered, or operations towards the NFVO or VIM are invoked.

On successful as well as unsuccessful completion of the operation, the VNFM shall send the "result" LCM Operation Occurrence Notification.

7.2.4 Scale VNF operation

7.2.4.1 Description

This operation enables a VNF instance or EM to request a VNFM to perform a scaling procedure.

This operation provides methods to request scaling a VNF.

This interface provides methods for request scaling a VNF in multiple ways:

- horizontal scaling:
 - *scale out*: adding additional VNFC instances to the VNF to increase capacity;
 - *scale in*: removing VNFC instances from the VNF, in order to release unused capacity;
- vertical scaling (not supported in the present document):
 - *scale up*: adding further resources to existing VNFC instances, e.g. increase memory, CPU capacity or storage size of the virtualisation container hosting a VNFC instance, in order to increase VNF capacity;
 - *scale down*: removing resources from existing VNFC instances, e.g. decrease memory, CPU capacity or storage size of the virtualisation container hosting a VNFC instance, in order to release unused capacity.

Potentially, different aspects of a VNF can be scaled independently. For example, a VNF could be designed to provide static capacity such as database nodes and dynamic capacity such as query processing nodes. Such a VNF might be scaled w.r.t. two separate aspects: the 'static capacity' aspect can be scaled by adding VNFCs from VNF Deployment Units (VDU)s defining database nodes, and the 'dynamic capacity' aspect can be scaled by adding VNFCs from VDUs defining query processing nodes.

In complex VNF designs, scaling a VNF often requires adding/removing a number of related VNFC instances of several different types, possibly based on multiple VDUs. For example, in a high availability configuration, it might be required to add in each scaling step a pair of VNFC instances, one in active and one in standby configuration.

The ScaleVnfRequest in the interface allows the consumer to specify the scaling aspect. The scaling aspects valid for a particular VNF are defined in the VNFD. After receiving a scale request, the VNFM will figure out the necessary set of VNFCs and the related set of resources based on VNF-specific rules, for instance using the lifecycle management script associated to the Scale VNF event.

When scaling a VNF for a particular aspect, the number of scaling steps to apply to that aspect can be provided as a parameter. A scaling step is the smallest unit by which a particular aspect of a VNF can be scaled, and is mapped by the VNFM to the addition (or removal) of a certain number of resources, based on one or more VDUs. For each scaling aspect, the maximum scale level is defined in the VNFD. The minimum scale level is assumed as zero; the maximum scale level corresponds to the maximum number of steps that can be performed within this aspect, starting at the minimum scale level (i.e. zero). At each point in time between the completed VNF instantiation and the VNF termination, the "size" of the VNF w.r.t. a particular aspect can be expressed by the current scale level w.r.t. that aspect, and can be obtained, among other information, by invoking the "QueryVNF" operation. When the VNF is instantiated, the current scale level is initialized with values that are defined as part of the instantiation level in the VNFD for the associated aspect. Figure 7.2.4.1-1 illustrates the concepts described above.

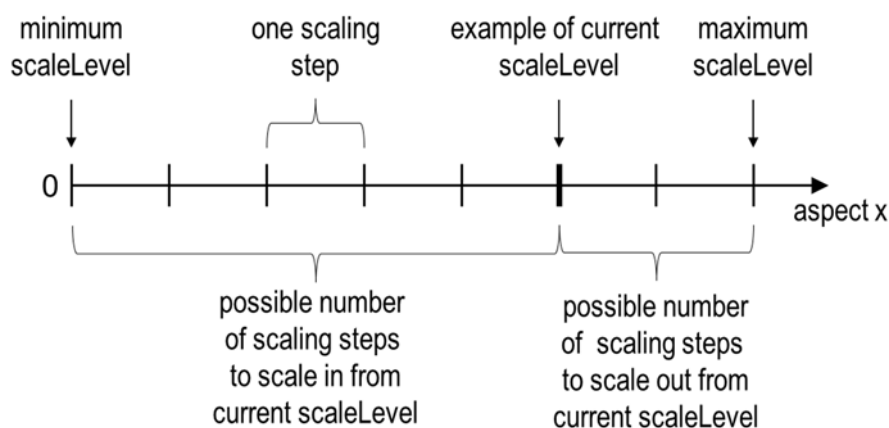


Figure 7.2.4.1-1: Illustrating the concepts of scaleLevel and scaling steps for a particular scaling aspect

The VNFM will then communicate information about the necessary resource changes via the GrantVnfLifecycleOperationRequest to the NFVO.

It depends on the VNF capabilities, and is declared in the VNFD, whether and how this operation is supported for a particular VNF.

Table 7.2.4.1-1 lists the information flows exchanged between the VNF/EM and the VNFM.

Table 7.2.4.1-1: Scale VNF operation

| Message | Requirement | Direction |
|------------------|--|------------------------------------|
| ScaleVnfRequest | Mandatory | VNF → VNFM (see note) EM → VNFM |
| ScaleVnfResponse | Mandatory | VNFM → VNF (see note) VNFM → EM |
| NOTE: | In case of VNF without EM, the scaling request is invoked by management function within the VNF. The management function may implement the consumer part of the VNF LCM interface on the Ve-Vnfm-em reference point. | |

7.2.4.2 Input parameters

The input parameters sent when invoking the operation shall follow the indications provided in table 7.2.4.2-1.

Table 7.2.4.2-1: Scale Vnf operation input parameters

| Parameter | Qualifier | Cardinality | Content | Description |
|---|-----------|-------------|--------------|--|
| vnfInstanceId | M | 1 | Identifier | Identifier of the VNF instance to which this scaling request is related. |
| type | M | 1 | Enum | Defines the type of the scale operation requested. The set of types actually supported depends on the capabilities of the VNF being managed as declared in the VNFD. VALUES: <ul style="list-style-type: none"> • SCALE_OUT • SCALE_IN See note 1. |
| aspectId | M | 1 | Identifier | Identifies the aspect of the VNF that is requested to be scaled, as declared in the VNFD. |
| numberOfSteps | M | 0..1 | Integer | Number of scaling steps to be executed as part of this ScaleVnf operation. It shall be a positive number. Defaults to 1. The VNF Provider defines in the VNFD whether or not a particular VNF supports performing more than one step at a time. Such a property in the VNFD applies for all instances of a particular VNF. See note 2. |
| additionalParam | M | 0..N | KeyValuePair | Additional parameters passed by the VNF/EM as input to the scaling process, specific to the VNF being scaled, as declared in the VNFD (see clause 7.1.5.4 in ETSI GS NFV-IFA 011 [4]). |
| NOTE 1: ETSI GS NFV-IFA 010 [3] specifies that the lifecycle management operations that expand or contract a VNF instance include scale in, scale out, scale up and scale down. Vertical scaling (scale up, scale down) is not supported in the present document. | | | | |
| NOTE 2: A scaling step is the smallest unit by which a VNF can be scaled w.r.t. a particular scaling aspect. | | | | |

7.2.4.3 Output parameters

The output parameters returned by the operation shall follow the indications provided in table 7.2.4.3-1.

Table 7.2.4.3-1: Scale VNF operation output parameters

| Parameter | Qualifier | Cardinality | Content | Description |
|--------------------------------|-----------|-------------|------------|---|
| lifecycleOperationOccurrenceId | M | 1 | Identifier | The identifier of the VNF lifecycle operation occurrence. |

7.2.4.4 Operation results

In case of success, the VNF has been scaled according to the request, and the associated instance of a VnfInfo information element has been updated.

In case of failure, appropriate error information is provided in the "result" LCM Operation Occurrence Notification.

The VNFM shall return a lifecycleOperationOccurrenceId that identifies the LCM operation. The LCM operation shall trigger the sending of the "start" LCM Operation Occurrence Notification before additional notifications as part of this operation are triggered, or operations towards the NFVO or VIM are invoked.

On successful as well as unsuccessful completion of the operation, the VNFM shall send the "result" LCM Operation Occurrence Notification.

7.2.5 Scale VNF to Level operation

7.2.5.1 Description

This operation scales an instantiated VNF of a particular DF to a target size. The target size is either expressed as an instantiation level of that DF as defined in the VNFD, or given as a list of scale levels, one per scaling aspect of that DF. Instantiation levels and scaling aspects are declared in the VNFD. Typically, the result of this operation is adding and/or removing Network Functions Virtualisation Infrastructure (NFVI) resources to/from the VNF.

It depends on the VNF capabilities, and is declared in the VNFD, whether this operation is supported for a particular VNF.

Table 7.2.5.1-1 lists the information flow exchanged between the VNF/EM and the VNFM.

Table 7.2.5.1-1: Scale VNF To Level operation

| Message | Requirement | Direction |
|-------------------------|-------------|-------------------------|
| ScaleVnfToLevelRequest | Mandatory | VNF → VNFM EM → VNFM |
| ScaleVnfToLevelResponse | Mandatory | VNFM → VNF VNFM → EM |

7.2.5.2 Input parameters

The input parameters sent when invoking the operation shall follow the indications provided in table 7.2.5.2-1.

Table 7.2.5.2-1: Scale VNF To Level operation input parameters

| Parameter | Qualifier | Cardinality | Content | Description |
|----------------------|-----------|-------------|--------------|---|
| vnfInstanceId | M | 1 | Identifier | Identifier of the VNF instance to which this scaling request is related. |
| instantiationLevelId | M | 0..1 | Identifier | Identifier of the target instantiation level of the current DF to which the VNF is requested to be scaled. Either instantiationLevelId or scaleInfo but not both shall be present. |
| scaleInfo | M | 0..N | ScaleInfo | For each scaling aspect of the current DF, defines the target scale level to which the VNF is to be scaled. The VNF Provider defines in the VNFD whether or not a particular VNF supports scaling according to this parameter. Such a property in the VNFD applies for all instances of a particular VNF. Either instantiationLevelId or scaleInfo but not both shall be present. |
| additionalParam | M | 0..N | KeyValuePair | Additional parameters passed by the EM/VNF as input to the scaling process, specific to the VNF being scaled, as declared in the VNFD (see clause 7.1.5.5 in ETSI GS NFV-IFA 011 [4]). |

7.2.5.3 Output parameters

The output parameters returned by the operation shall follow the indications provided in table 7.2.5.3-1.

Table 7.2.5.3-1: Scale VNF To Level operation output parameters

| Parameter | Qualifier | Cardinality | Content | Description |
|--------------------------------|-----------|-------------|------------|---|
| lifecycleOperationOccurrenceId | M | 1 | Identifier | The identifier of the VNF lifecycle operation occurrence. |

7.2.5.4 Operation results

In case of success, the VNF has been scaled according to the request, and the associated instance of a VnfInfo information element has been updated.

In case of failure, appropriate error information is provided in the "result" LCM Operation Occurrence Notification.

The VNFM shall return a lifecycleOperationOccurrenceId that identifies the LCM operation. The LCM operation shall trigger the sending of the "start" LCM Operation Occurrence Notification before additional notifications as part of this operation are triggered, or operations towards the NFVO or VIM are invoked.

On successful as well as unsuccessful completion of the operation, the VNFM shall send the "result" LCM Operation Occurrence Notification.

7.2.6 Change VNF Flavour operation

7.2.6.1 Description

This operation changes the DF of a VNF instance.

It depends on the VNF capabilities, and is declared in the VNFD, whether this operation is supported for a particular VNF. This operation may be service-disruptive.

Table 7.2.6.1-1 lists the information flow exchanged between the VNFM and the EM.

Table 7.2.6.1-1: Change VNF Flavour operation

| Message | Requirement | Direction |
|--------------------------|-------------|-----------|
| ChangeVnfFlavourRequest | Mandatory | EM → VNFM |
| ChangeVnfFlavourResponse | Mandatory | VNFM → EM |

7.2.6.2 Input parameters

The input parameters sent when invoking the operation shall follow the indications provided in table 7.2.6.2-1.

Table 7.2.6.2-1: Change VNF Flavour operation input parameters

| Parameter | Qualifier | Cardinality | Content | Description |
|-----------------------|-----------|-------------|---------------------------|--|
| vnfInstanceId | M | 1 | Identifier | Identifier of the VNF instance to be modified. |
| newFlavourId | M | 1 | Identifier | Identifier of the new VNF DF to apply to this VNF instance. |
| instantiationLevelId | M | 0..1 | Identifier | Identifier of the instantiation level of the DF to be used. If not present, the default instantiation level as declared in the VNFD shall be used. |
| extVirtualLink | M | 0..N | ExtVirtualLinkData | Information about external VLS to connect the VNF to. |
| extManagedVirtualLink | M | 0..N | ExtManagedVirtualLinkData | Information about internal VLS that are managed by other entities than the VNFM (see note). |

| Parameter | Qualifier | Cardinality | Content | Description |
|---|-----------|-------------|--------------|---|
| additionalParam | M | 0..N | KeyValuePair | Additional parameters passed by the EM as input to the flavour change process, specific to the VNF being modified, as declared in the VNFD (see clause 7.1.5.9 in ETSI GS NFV-IFA 011 [4]). |
| extension | M | 0..N | KeyValuePair | This parameter provides changes to the values for the "extension" attribute in "VnfInfo". |
| vnfConfigurableProperty | M | 0..N | KeyValuePair | This parameter provides changes to the values for the "vnfConfigurableProperty" attribute in "VnfInfo". |
| NOTE: The indication of externally-managed internal VLs is needed in case networks have been pre-configured for use with certain VNFs, for instance to ensure that these networks have certain properties such as security or acceleration features, or to address particular network topologies. The present document assumes that externally-managed internal VLs are managed by the NFVO and created towards the VIM as supported by the virtualised network resource management interface specified in ETSI GS NFV-IFA 005 [i.6]. | | | | |

7.2.6.3 Output parameters

The output parameters returned by the operation shall follow the indications provided in table 7.2.6.3-1.

Table 7.2.6.3-1: Change VNF Flavour operation output parameters

| Parameter | Qualifier | Cardinality | Content | Description |
|--------------------------------|-----------|-------------|------------|---|
| lifecycleOperationOccurrenceId | M | 1 | Identifier | The identifier of the VNF lifecycle operation occurrence. |

7.2.6.4 Operation results

In case of success, the VNF has been modified to use the new DF and initially configured, and the associated instance of a VnfInfo information element has been updated.

In case of failure, appropriate error information is provided in the "result" LCM Operation Occurrence Notification.

The VNFM shall return a lifecycleOperationOccurrenceId that identifies the LCM operation. The LCM operation shall trigger the sending of the "start" LCM Operation Occurrence Notification before additional notifications as part of this operation are triggered, or operations towards the NFVO or VIM are invoked.

On successful as well as unsuccessful completion of the operation, the VNFM shall send the "result" LCM Operation Occurrence Notification.

7.2.7 Terminate VNF operation

7.2.7.1 Description

This interface enables an EM to request a VNFM to perform termination procedures on a VNF instance.

A VNF can be terminated gracefully or forcefully. Graceful termination means that the VNFM arranges to take the VNF out of service if this has not been done already by the EM before issuing the request, e.g. by asking the VNF's EM to take the VNF out of service, and only after that shuts down the VNF and releases the resources. Forceful termination means that the VNFM immediately shuts down the VNF and releases the resources. A time interval can be specified for taking the VNF out of service, after which the VNF is shut down if taking it out of service has not completed.

Terminating a VNF instance does not delete the instance of the VnfInfo information element.

This operation shall be supported for all VNFs.

Table 7.2.7.1-1 lists the information flow exchanged between the VNFM and the EM.

Table 7.2.7.1-1: Terminate VNF operation

| Message | Requirement | Direction |
|----------------------|-------------|-----------|
| TerminateVnfRequest | Mandatory | EM → VNFM |
| TerminateVnfResponse | Mandatory | VNFM → EM |

7.2.7.2 Input parameters

The input parameters sent when invoking the operation shall follow the indications provided in table 7.2.7.2-1.

Table 7.2.7.2-1: Terminate VNF operation input parameters

| Parameter | Qualifier | Cardinality | Content | Description |
|--|-----------|-------------|--------------|---|
| vnfInstanceId | M | 1 | Identifier | Identifier of the VNF instance to be terminated. |
| terminationType | M | 1 | Enum | Signals whether forceful or graceful termination is requested. VALUES: <ul style="list-style-type: none"> • FORCEFUL • GRACEFUL In case of forceful termination, the VNF is shut down immediately, and resources are released (see note 1). In case of graceful termination, the VNFM first arranges to take the VNF out of service (by means out of scope of the present specification, e.g. involving interaction with EM, if required). Once this was successful, or after a timeout, the VNFM shuts down the VNF and releases the resources. |
| gracefulTerminationTimeout | M | 0..1 | TimeDuration | The time interval to wait for the VNF to be taken out of service during graceful termination, before shutting down the VNF and releasing the resources. If not given, it is expected that the VNFM waits for the successful taking out of service of the VNF, no matter how long it takes, before shutting down the VNF and releasing the resources (see note 2). Minimum timeout or timeout range are specified by the VNF Provider (e.g. defined in the VNFD or communicated by other means). Not relevant in case of forceful termination. |
| additionalParam | M | 0..N | KeyValuePair | Additional parameters passed by the EM as input to the Terminate VNF operation, specific to the VNF being terminated, as declared in the VNFD (see clause 7.1.5.7 in ETSI GS NFV-IFA 011 [4]). |
| NOTE 1: If the VNF is still in service, this can adversely impact network service, and therefore, operator policies apply to determine if forceful termination is allowed in the particular situation. | | | | |
| NOTE 2: This implies that no VNF shutdown and resource release will be attempted if taking the VNF out of service fails or hangs. | | | | |

7.2.7.3 Output parameters

The output parameters returned by the operation shall follow the indications provided in table 7.2.7.3-1.

Table 7.2.7.3-1: Terminate VNF operation output parameters

| Parameter | Qualifier | Cardinality | Content | Description |
|--------------------------------|-----------|-------------|------------|---|
| lifecycleOperationOccurrenceId | M | 1 | Identifier | The identifier of the VNF lifecycle operation occurrence. |

7.2.7.4 Operation results

In case of success, the VNF instance has been terminated and resources used by the VNF have been released. The associated instance of a VnfInfo information element has been updated. The VNF instance is in the NOT_INSTANTIATED instantiation state.

In case of failure, appropriate error information is provided in the "result" LCM Operation Occurrence Notification.

The VNFM shall return a lifecycleOperationOccurrenceId that identifies the LCM operation. The LCM operation shall trigger the sending of the "start" LCM Operation Occurrence Notification before additional notifications as part of this operation are triggered, or operations towards the NFVO or VIM are invoked.

On successful as well as unsuccessful completion of the operation, the VNFM shall send the "result" LCM Operation Occurrence Notification.

7.2.8 Delete VNF Identifier operation

7.2.8.1 Description

This operation deletes a VNF instance identifier and the associated instance of a VnfInfo information element in the NOT_INSTANTIATED instantiation state.

This operation shall be supported for all VNFs.

Table 7.2.8.1-1 lists the information flow exchanged between the VNFM and the EM.

Table 7.2.8.1-1: Delete VNF Identifier operation

| Message | Requirement | Direction |
|-----------------------------|-------------|-----------|
| DeleteVnfIdentifierRequest | Mandatory | EM → VNFM |
| DeleteVnfIdentifierResponse | Mandatory | VNFM → EM |

7.2.8.2 Input parameters

The input parameters sent when invoking the operation shall follow the indications provided in table 7.2.8.2-1.

Table 7.2.8.2-1: Delete VNF Identifier operation input parameters

| Parameter | Qualifier | Cardinality | Content | Description |
|---------------|-----------|-------------|------------|--|
| vnfInstanceid | M | 1 | Identifier | VNF instance identifier to be deleted. |

7.2.8.3 Output parameters

No output parameter.

7.2.8.4 Operation results

In case of success, the VNF instance identifier and the associated instance of the VnfInfo information element has been deleted and can no longer be used and the corresponding VnfIdentifierDeletionNotification has been sent. If the VNF instance was not terminated (i.e. the VNF is in INSTANTIATED instantiation state), the operation shall be rejected.

In case of failure, appropriate error information is returned.

7.2.9 Query VNF operation

7.2.9.1 Description

This operation provides information about VNF instances. The applicable VNF instances can be chosen based on filtering criteria, and the information can be restricted to selected attributes.

This operation shall be supported for all VNFs.

Table 7.2.9.1-1 lists the information flow exchanged between the producer (VNFM) and the consumer (EM or VNF).

Table 7.2.9.1-1: Query VNF operation

| Message | Requirement | Direction |
|------------------|-------------|-------------------------|
| QueryVnfRequest | Mandatory | EM → VNFM VNF → VNFM |
| QueryVnfResponse | Mandatory | VNFM → EM VNFM → VNF |

7.2.9.2 Input parameters

The input parameters sent when invoking the operation shall follow the indications provided in table 7.2.9.2-1.

Table 7.2.9.2-1: Query VNF operation input parameters

| Parameter | Qualifier | Cardinality | Content | Description |
|-------------------|-----------|-------------|---------|---|
| filter | M | 1 | Filter | Filter to select the VNF instance(s). |
| attributeSelector | M | 0..N | String | Provides a list of attribute names. If present, only these attributes are returned for the VNF instance(s) matching the filter. If absent, the complete information is returned for the VNF instance(s) matching the filter. |

7.2.9.3 Output parameters

The output parameters returned by the operation shall follow the indications provided in table 7.2.9.3-1.

Table 7.2.9.3-1: Query VNF operation output parameters

| Parameter | Qualifier | Cardinality | Content | Description |
|-----------|-----------|-------------|---------|--|
| vnfInfo | M | 0..N | VnfInfo | The information items about the selected VNF instance(s) that are returned. If attributeSelector is present, only the attributes listed in attributeSelector are returned for the selected VNF instance(s). |

NOTE: The lower cardinality is 0 since there may be no matches to the provided filter.

7.2.9.4 Operation results

In case of success, information related to the VNF instances that match the filter is returned. In case of failure, appropriate error information is returned.

7.2.10 Heal VNF operation

7.2.10.1 Description

This operation enables either a VNF instance or an EM to request a VNFM to perform a VNF healing procedure.

It depends on the VNF capabilities, and is declared in the VNFD, whether this operation is supported for a particular VNF.

Table 7.2.10.1-1 lists the information flow exchanged between the VNF/EM and the VNFM.

Table 7.2.10.1-1: Heal VNF operation

| Message | Requirement | Direction |
|---|-------------|------------------------------------|
| HealVnfRequest | Mandatory | VNF → VNFM (see note) EM → VNFM |
| HealVnfResponse | Mandatory | VNFM → VNF (see note) VNFM → EM |
| NOTE: In case of VNF without EM, the healing request is invoked by management function within the VNF. The management function may implement the consumer part of the VNF Lifecycle Management (LCM) interface on the Ve-Vnfm-em reference point. | | |

7.2.10.2 Input parameters

The input parameters sent when invoking the operation shall follow the indications provided in table 7.2.10.2-1.

Table 7.2.10.2-1: Heal VNF operation input parameters

| Parameter | Qualifier | Cardinality | Content | Description |
|-----------------|-----------|-------------|--------------|---|
| vnfInstanceId | M | 1 | Identifier | Identifies the VNF instance requiring a healing action. |
| vnfcInstanceId | M | 0..N | Identifier | List of VNFC instances requiring a healing action. |
| cause | M | 0..1 | String | Indicates the reason why a healing procedure is required. |
| additionalParam | M | 0..N | KeyValuePair | Additional parameters passed by the VNF/EM as input to the healing process, specific to the VNF being healed, as declared in the VNFD (see clause 7.1.5.6 in ETSI GS NFV-IFA 011 [4]). EXAMPLE: Input parameters to VNF-specific healing procedures. |
| healScript | M | 0..1 | String | Provides link to a script that should be executed as part of the healing action or a set of rules for healing procedure. |

7.2.10.3 Output parameters

The output parameters returned by the operation shall follow the indications provided in table 7.2.10.3-1.

Table 7.2.10.3-1: Heal VNF operation output parameters

| Parameter | Qualifier | Cardinality | Content | Description |
|--------------------------------|-----------|-------------|------------|---|
| lifecycleOperationOccurrenceId | M | 1 | Identifier | The identifier of the VNF lifecycle operation occurrence. |

7.2.10.4 Operation results

In case of success, the VNF/VNFC has been healed, and the associated instance of a VnfInfo information element has been updated.

In case of failure, appropriate error information is provided in the "result" LCM Operation Occurrence Notification.

The VNFM shall return a lifecycleOperationOccurrenceId that identifies the LCM operation. The LCM operation shall trigger the sending of the "start" LCM Operation Occurrence Notification before additional notifications as part of this operation are triggered, or operations towards the NFVO or VIM are invoked.

On successful as well as unsuccessful completion of the operation, the VNFM shall send the "result" LCM Operation Occurrence Notification.

7.2.11 Operate VNF operation

7.2.11.1 Description

This operation enables requesting to change the state of a VNF instance or VNFC instance(s), including starting and stopping the VNF/VNFC instance.

NOTE 1: These operations are complementary to instantiating and terminating a VNF.

NOTE 2: In the present document, only starting and stopping the VNF/VNFC instance(s) are supported. Extension of this operation to support other VNF/VNFC state changes is part of the protocol design.

A VNF/VNFC instance can be in the following states:

- **STARTED:** the VNF/VNFC instance is up and running.
- **STOPPED:** the VNF/VNFC instance has been shut down. A VNF instance is stopped if all its VNFC instances are also stopped.

In the state STOPPED, the virtualised container(s), where the VNFC instance(s) of the VNF run, are shut down but not terminated. In addition, if the workflow requires a graceful stop, as part of this process the VNFM (producer of the interface) will interact with VNF/EM to gracefully stop the VNF/VNFC application. Once a VNF is instantiated, i.e. all instantiation steps have been completed, the VNF/VNFC instance is in the state STARTED.

Figure 7.2.11.1-1 illustrates the VNF/VNFC operate state diagram. The desired change of state is indicated as an input in the OperateVnfRequest operation.

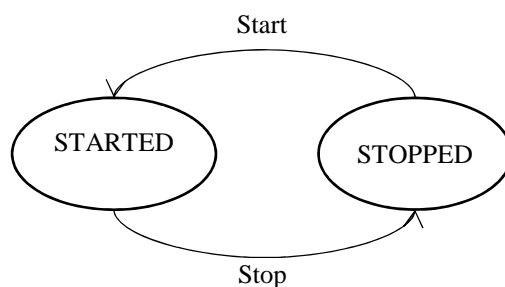


Figure 7.2.11.1-1: Operate VNF/VNFC state diagram

It depends on the VNF capabilities, and is declared in the VNFD, whether this operation is supported for a particular VNF.

Table 7.2.11.1-1 lists the information flow exchanged between the VNFM and the EM.

Table 7.2.11.1-1: Operate VNF operation

| Message | Requirement | Direction |
|--------------------|-------------|-----------|
| OperateVnfRequest | Mandatory | EM → VNFM |
| OperateVnfResponse | Mandatory | VNFM → EM |

7.2.11.2 Input parameters

The input parameters sent when invoking the operation shall follow the indications provided in table 7.2.11.2-1.

Table 7.2.11.2-1: Operate VNF operation input parameters

| Parameter | Qualifier | Cardinality | Content | Description |
|--|-----------|-------------|--------------|---|
| vnfInstanceId | M | 1 | Identifier | Identifier of the VNF instance. |
| vnfcInstanceId | M | 0..N | Identifier | Identifier of the VNFC instance. Cardinality can be "0" to denote that the request applies to the whole VNF and not a specific VNFC instance. |
| changeStateTo | M | 1 | Enum | The desired state to change the VNF/VNFC to. VALUES: <ul style="list-style-type: none"> • START • STOP |
| stopType | M | 0..1 | Enum | It signals whether forceful or graceful stop is requested. VALUES: <ul style="list-style-type: none"> • FORCEFUL • GRACEFUL <p>In case of forceful stop, the VNF/VNFC is stopped immediately. Note that if the VNF/VNFC is still in service, this may adversely impact network or VNF service, and therefore, operator policies apply to determine if forceful stop is allowed in the particular situation.</p> <p>In case of graceful stop, the VNFM first arranges to take the VNF/VNFC out of service (by means out of scope of the present specification, e.g. involving interaction with EM, if required). Once this is successful, or after a timeout, the VNFM stops the VNF/VNFC.</p> <p>Only applicable when changing state to stop.</p> |
| gracefulStopTimeout | M | 0..1 | TimeDuration | The time interval to wait for the VNF/VNFC to be taken out of service during graceful stop, before stopping the VNF/VNFC. If not given, it is expected that the VNFM waits for the successful taking out of service of the VNF/VNFC, no matter how long it takes, before stopping the VNF/VNFC (see note). Minimum timeout or timeout range are specified by the VNF vendor (e.g. defined in the VNFD or communicated by other means). The parameter is not relevant in case of forceful stop. |
| additionalParam | M | 0..N | KeyValuePair | Additional parameters passed by the EM as input to the Operate VNF operation, specific to the VNF being operated as declared in the VNFD (see clause 7.1.5.8 in ETSI GS NFV-IFA 011 [4]). |
| NOTE: This implies that no VNF/VNFC stop will be attempted if taking the VNF/VNFC out of service fails or hangs. | | | | |

7.2.11.3 Output parameters

The output parameters returned by the operation shall follow the indications provided in table 7.2.11.3-1.

Table 7.2.11.3-1: Operate VNF operation output parameters

| Parameter | Qualifier | Cardinality | Content | Description |
|--------------------------------|-----------|-------------|------------|---|
| lifecycleOperationOccurrenceId | M | 1 | Identifier | The identifier of the VNF lifecycle operation occurrence. |

7.2.11.4 Operation results

In case of success, the state of the VNF/VNFC has been changed, and the associated instance of a VnfInfo information element has been updated.

In case of failure, appropriate error information is provided in the "result" LCM Operation Occurrence Notification.

The VNFM shall return a lifecycleOperationOccurrenceId that identifies the LCM operation. The LCM operation shall trigger the sending of the "start" LCM Operation Occurrence Notification before additional notifications as part of this operation are triggered, or operations towards the NFVO or VIM are invoked.

On successful as well as unsuccessful completion of the operation, the VNFM shall send the "result" LCM Operation Occurrence Notification.

7.2.12 Modify VNF Information operation

7.2.12.1 Description

This operation allows updating information about a VNF instance.

This operation shall be supported for all VNFs.

Table 7.2.12.1-1 lists the information flow exchanged between the VNFM and the EM.

Table 7.2.12.1-1: Modify VNF Information operation

| Message | Requirement | Direction |
|-----------------------|-------------|-----------|
| ModifyVnfInfoRequest | Mandatory | EM → VNFM |
| ModifyVnfInfoResponse | Mandatory | VNFM → EM |

7.2.12.2 Input parameters

The input parameters sent when invoking the operation shall follow the indications provided in table 7.2.12.2-1.

Table 7.2.12.2-1: Modify VNF Information operation input parameters

| Parameter | Qualifier | Cardinality | Content | Description |
|--|-----------|-------------|----------------------|--|
| vnfInstanceId | M | 1 | Identifier | Identifier of the VNF instance for which the writeable attributes of VnfInfo are requested to be modified. |
| newValues | M | 1..N | KeyValuePair | Contains the set of attributes to update. The key in the KeyValuePair indicates the name of an attribute that is writable through the interface whose value is to be updated. The value in the KeyValuePair indicates the new attribute value. See note 1. |
| vnfcConfigurationData | M | 0..N | VnfcConfigurationKvp | Configuration data related to VNFC instances. See note 2. |
| NOTE 1: Cardinality "0" applies if no attributes of the VNF instance, including VNF configurable properties, are requested to be modified. | | | | |
| NOTE 2: Cardinality "0" if no configurable properties of individual VNFC instances are requested to be modified. | | | | |

7.2.12.3 Output parameters

The output parameters returned by the operation shall follow the indications provided in table 7.2.12.3-1.

Table 7.2.12.3-1: Modify VNF Information operation output parameters

| Parameter | Qualifier | Cardinality | Content | Description |
|--------------------------------|-----------|-------------|------------|---|
| lifecycleOperationOccurrenceId | M | 1 | Identifier | The identifier of the VNF lifecycle operation occurrence. |

7.2.12.4 Operation results

In case of success:

- if the operation handles changes to the VNF or VNFC configurable properties, the configuration in the VNF or VNFC has been modified according to the input parameters specified in the operation;
- if the operation handles other changes to the VNF instance information, the VNF information has been changed according to the input parameters specified in the operation.

In case of failure, appropriate error information is provided in the "result" LCM operation occurrence notification. In particular, error information shall indicate the reason why the requested attribute has not been updated, e.g. changing the value of the attribute is not supported, input attribute name is not recognized, etc.

The VNFM shall return a lifecycleOperationOccurrenceId that identifies the LCM operation. The LCM operation shall trigger the sending of the "start" LCM operation occurrence notification before additional notifications as part of this operation are triggered, or operations towards the NFVO or VIM are invoked.

On successful as well as unsuccessful completion of the operation, the VNFM shall send the "result" LCM operation occurrence notification.

7.2.13 Get Operation Status operation

7.2.13.1 Description

This operation provides the status of a VNF lifecycle management operation. This means, it is not a VNF lifecycle management operation itself, but an operation on VNF lifecycle management operations. Therefore, this operation shall be supported for all VNFs.

Table 7.2.13.1-1 lists the information flow exchanged between the EM/VNF and the VNFM.

Table 7.2.13.1-1: Get Operation Status operation

| Message | Requirement | Direction |
|----------------------------|-------------|-------------------------|
| GetOperationStatusRequest | Mandatory | EM → VNFM VNF → VNFM |
| GetOperationStatusResponse | Mandatory | VNFM → EM VNFM → VNF |

7.2.13.2 Input parameters

The input parameters sent when invoking the operation shall follow the indications provided in table 7.2.13.2-1.

Table 7.2.13.2-1: Get Operation Status operation input parameters

| Parameter | Qualifier | Cardinality | Content | Description |
|--------------------------------|-----------|-------------|------------|---|
| lifecycleOperationOccurrenceId | M | 1 | Identifier | Identifier of the VNF lifecycle operation occurrence. |

7.2.13.3 Output parameters

The output parameters returned by the operation shall follow the indications provided in table 7.2.13.3-1.

Table 7.2.13.3-1: Get Operation Status operation output parameters

| Parameter | Qualifier | Cardinality | Content | Description |
|-----------------|-----------|-------------|---------|--|
| operationStatus | M | 1 | Enum | Indicates the operation status (which includes, for example: Processing, Successfully done, Failed, but can also include operation-specific states). VALUES: <ul style="list-style-type: none"> • STARTING • PROCESSING • COMPLETED • FAILED_TEMP • FAILED • ROLLING_BACK • ROLLED_BACK • Etc. |

7.2.13.4 Operation results

The result of the operation indicates if it has been successful or not with a standard success/error result.

7.2.14 Subscribe operation

7.2.14.1 Description

This operation enables the consumer (EM or VNF) to subscribe with a filter for the notifications sent by the producer (VNFM) which are related to VNF lifecycle management operation occurrences as well as creation/deletion of VNF instance identifiers and the associated VnfInfo information element instances.

NOTE: Specification of filtering mechanism is part of the protocol design.

Table 7.2.14.1-1 lists the information flow exchanged between the consumer (EM or VNF) and the producer (VNFM).

Table 7.2.14.1-1: Subscribe operation

| Message | Requirement | Direction |
|-------------------|-------------|-------------------------|
| SubscribeRequest | Mandatory | EM → VNFM VNF → VNFM |
| SubscribeResponse | Mandatory | VNFM → EM VNFM → VNF |

7.2.14.2 Input parameters

The input parameters sent when invoking the operation shall follow the indications provided in table 7.2.14.2-1.

Table 7.2.14.2-1: Subscribe operation input parameters

| Parameter | Qualifier | Cardinality | Content | Description |
|--|-----------|-------------|---------|---|
| filter | M | 1 | Filter | Input filter for selecting e.g. the VNF instances of interest and the specific types of changes (see note). |
| NOTE: When subscribing for notifications regarding the creation of VNF identifiers and the associated VNF information object instances, selecting the VNF instances in the filter is not possible. | | | | |

7.2.14.3 Output parameters

The output parameters returned by the operation shall follow the indications provided in table 7.2.14.3-1.

Table 7.2.14.3-1: Subscribe operation output parameters

| Parameter | Qualifier | Cardinality | Content | Description |
|----------------|-----------|-------------|------------|--|
| subscriptionId | M | 1 | Identifier | Identifier of the subscription realized. |

7.2.14.4 Operation results

After successful subscription, the consumer (EM or VNF) is registered to receive notifications related to VNF lifecycle management operation occurrences as well as creation/deletion of VNF instance identifiers and the associated VnfInfo information element instances.

The result of the operation shall indicate if the subscription has been successful or not with a standard success/error result. For a particular subscription, only notifications matching the filter will be delivered to the consumer (EM or VNF).

7.2.15 Notify operation

7.2.15.1 Description

This operation notifies a subscriber about events related to VNF lifecycle changes as well as creation/deletion of VNF instance identifiers and the associated VnfInfo information element instances.

This operation distributes notifications to subscribers. It is a one-way operation issued by the producer (VNFM) that cannot be invoked as an operation by the consumer (EM or VNF). In order to receive notifications, the consumer (EM or VNF) has to perform an explicit Subscribe operation beforehand.

Table 7.2.15.1-1 lists the information flow exchanged between the consumer (EM or VNF) and the product (VNFM).

Table 7.2.15.1-1: Notify operation

| Message | Requirement | Direction |
|---------|-------------|-------------------------|
| Notify | Mandatory | VNFM → EM VNFM → VNF |

The following notifications can be notified/sent by this operation:

- VnfLcmOperationOccurrenceNotification (see clause 9.5.2).
- VnfIdentifierCreationNotification (see clause 9.5.7).
- VnfIdentifierDeletionNotification (see clause 9.5.8).

7.2.16 Terminate Subscription operation

7.2.16.1 Description

This operation enables the consumer (EM or VNF) to terminate a particular subscription.

Table 7.2.16.1-1 lists the information flow exchanged between the consumer (EM or VNF) and the VNFM.

Table 7.2.16.1-1: Terminate Subscription operation

| Message | Requirement | Direction |
|-------------------------------|-------------|-------------------------|
| TerminateSubscriptionRequest | Mandatory | EM → VNFM VNF → VNFM |
| TerminateSubscriptionResponse | Mandatory | VNFM → EM VNFM → VNF |

7.2.16.2 Input parameters

The input parameters sent when invoking the operation shall follow the indications provided in table 7.2.16.2-1.

Table 7.2.16.2-1: Terminate Subscription operation input parameters

| Parameter | Qualifier | Cardinality | Content | Description |
|----------------|-----------|-------------|------------|--|
| subscriptionId | M | 1 | Identifier | Identifier of the subscription to be terminated. |

7.2.16.3 Output parameters

None.

7.2.16.4 Operation results

After successful termination of a subscription, the identified subscription does not exist anymore, and the consumer (EM or VNF) will not receive notifications related that subscription any longer. The result of the operation shall indicate if the subscription termination has been successful or not with a standard success/error result.

7.2.17 Query Subscription Info operation

7.2.17.1 Description

This operation enables the consumer (EM or VNF) to query information about subscriptions.

Table 7.2.17.1-1 lists the information flow exchanged between the consumer (EM or VNF) and the VNFM.

Table 7.2.17.1-1: Query Subscription operation

| Message | Requirement | Direction |
|-------------------------------|-------------|-------------------------|
| QuerySubscriptionInfoRequest | Mandatory | EM → VNFM VNF → VNFM |
| QuerySubscriptionInfoResponse | Mandatory | VNFM → EM VNFM → VNF |

7.2.17.2 Input parameters

The input parameters sent when invoking the operation shall follow the indications provided in table 7.2.17.2-1.

Table 7.2.17.2-1: Query Subscription Info operation input parameters

| Parameter | Qualifier | Cardinality | Content | Description |
|-----------|-----------|-------------|---------|--|
| filter | M | 1 | Filter | Filtering criteria to select one or a set of subscriptions. Details are part of the protocol design. |

7.2.17.3 Output parameters

The output parameters returned by the operation shall follow the indications provided in table 7.2.17.3-1.

Table 7.2.17.3-1: Query Subscription Info operation output parameters

| Parameter | Qualifier | Cardinality | Content | Description |
|-------------|-----------|-------------|---------------|---|
| queryResult | M | 0..N | Not specified | Information about the subscription(s) matching the query. |

7.2.17.4 Operation results

After successful operation, the VNFM has queried the internal subscription objects. The result of the operation indicates if it has been successful or not with a standard success/error result. For a particular query, information about the subscriptions to notifications related to VNF lifecycle management that the consumer (EM or VNF) has access to and that are matching the filter shall be returned.

7.2.18 Change External VNF Connectivity operation

7.2.18.1 Description

This operation enables changing the external connectivity of a VNF instance. The types of changes that this operation supports are:

- Disconnect external CPs that are connected to a particular external VL, and connect them to a different external VL.
- Disconnect external CPs that are connected to a particular external VL.
- Disconnect and delete external CPs that are connected to a particular external VL and that represent sub-ports of a trunk port, i.e. CP instances that are created from external CPDs that have trunk mode configured according to clause 7.1.6.3 in ETSI GS NFV-IFA 011 [4]. If the parent port is exposed as an extCp, the VNFM shall ensure that the parent port is not deleted. If the parent port is exposed as an extCp and there are other subports connected, the VNFM shall ensure that the parent port is not disconnected.
- Change the connectivity parameters of the existing external CPs, including changing addresses.

NOTE: Depending on the capabilities of the underlying VIM resources, certain changes (e.g. modifying the IP address assignment) might not be supported without deleting the resource and creating another one with the modified configuration.

- Connect CPs to a particular external VL.
- Create new CPs that represent sub-ports of a trunk port, i.e. CP instances that are created from external CPDs that have trunk mode configured according to clause 7.1.6.3 in ETSI GS NFV-IFA 011 [4], and connect them to a particular external VL. Creation of the parent port with this operation is not supported.

VNFs shall support this operation. This operation may be service-disruptive.

Table 7.2.18.1-1 lists the information flow exchanged between the EM and the VNFM.

Table 7.2.18.1-1: Change External VNF Connectivity

| Message | Requirement | Direction |
|----------------------------------|-------------|-----------|
| ChangeExtVnfConnectivityRequest | Mandatory | EM → VNFM |
| ChangeExtVnfConnectivityResponse | Mandatory | VNFM → EM |

7.2.18.2 Input parameters

The input parameters sent when invoking the operation shall follow the indications provided in table 7.2.18.2-1. The parameters passed for this operation override those passed at instantiation time.

Table 7.2.18.2-1: Change External VNF Connectivity operation input parameters

| Parameter | Qualifier | Cardinality | Content | Description |
|-----------------|-----------|-------------|--------------------|--|
| vnfInstanceId | M | 1 | Identifier | Identifier of the VNF instance. |
| extVirtualLink | M | 0..N | ExtVirtualLinkData | Information about external VLs to change (e.g. connect the VNF to). |
| additionalParam | M | 0..N | KeyValuePair | Additional parameters passed by the EM as input to the Change External VNF Connectivity operation, specific to the VNF of which the connectivity is being changed, as declared in the VNFD (see clause 7.1.5.10 in ETSI GS NFV-IFA 011 [4]). |

The following behaviour applies for the changes that can be performed with this operation:

- To change the connection of external CP instances based on certain external CPDs from a "source" external VL to a different "target" external VL, the identifier of the "target" external VL shall be sent in the "extVirtualLinkId" attribute of the "extVirtualLink" parameter, and the "extCp" attributes of that parameter shall refer via the "cpdId" attribute to the external CPDs of the corresponding external connection point instances that are to be reconnected to the target external VL.

NOTE: For CP instances that are not part of a trunk, this means that all CP instances based on a given external CPD will be reconnected. See clause A.3 for an illustration. For CP instances that are part of a trunk the change of connectivity can be requested individually per CP instance.

- To change the connectivity parameters of the external CPs connected to a particular external VL, including changing addresses, the identifier of that external VL shall be sent in the "extVirtualLinkId" attribute of the "extVirtualLink" parameter, and the "extCp" attribute of that parameter shall contain at least those entries with modified parameters.

7.2.18.3 Output parameters

None.

7.2.18.4 Operation results

In the case of success, the connectivity of the VNF has been changed according to the input parameters. In case of failure, appropriate error information is provided in the "result" LCM Operation Occurrence Notification.

The VNFM shall return a lifecycleOperationOccurrenceId that identifies the LCM operation. The LCM operation shall trigger the sending of the "start" LCM Operation Occurrence Notification before additional notifications as part of this operation are triggered, or operations towards the NFVO or VIM are invoked.

On successful as well as unsuccessful completion of the operation, the VNFM shall send the "result" LCM Operation Occurrence Notification.

7.2.19 Query Snapshot Information operation

7.2.19.1 Description

When a VNF/VNFC Snapshot is created or extracted from a VNF Snapshot Package, the VNFM creates and stores information associated with this VNF/VNFC Snapshot. It maintains this information during the VNF/VNFC Snapshots operational lifecycle. This operation will enable the EM to query the VNFM for information it has stored about one or more VNF/VNFC Snapshots. Table 7.2.19.1-1 lists the information flow exchanged between the VNFM and the EM.

The operation allows querying specific components of the information stored in the VNFM about a VNF/VNFC Snapshot, for instance, retrieving the vnfSnapshotInfoId/vnfcSnapshotInfoId.

This operation shall be supported by the VNF if the Create Snapshot Operation is supported.

Table 7.2.19.1-1: Query Snapshot Information operation

| Message | Requirement | Direction |
|---------------------------|-------------|-----------|
| QuerySnapshotInfoRequest | Mandatory | EM → VNFM |
| QuerySnapshotInfoResponse | Mandatory | VNFM → EM |

7.2.19.2 Input parameters

The input parameters sent when invoking the operation shall follow the indications provided in table 7.2.19.2-1.

Table 7.2.19.2-1: Query Snapshot Information operation input parameters

| Parameter | Qualifier | Cardinality | Content | Description |
|--|-----------|-------------|---------|--|
| filter | M | 1 | Filter | Filter defining the VNF/VNFC Snapshot on which the query applies, based on attributes of the VnfSnapshotInfo/VnfcSnapshotInfo. It can also be used to specify one or more VNF/VNFC Snapshot to be queried by providing their vnfSnapshotInfo/vnfcSnapshotInfo or vnfInstanceId/vnfcInstanceId. See note. |
| attributeSelector | M | 0..N | String | It provides a list of attribute names of VnfSnapshotInfo/VnfcSnapshotInfo. If present, only these attributes are returned for the VnfSnapshotInfo/VnfcSnapshotInfo matching the filter. If absent, the complete VnfSnapshotInfo/VnfcSnapshotInfo is returned. |
| NOTE: The vnfSnapshotInfo/vnfcSnapshotInfo, assigned at VNF/VNFC Snapshot creation or at VNF Snapshot Package extraction, identifies the information related to a VNF/VNFC Snapshot. | | | | |

7.2.19.3 Output parameters

The output parameters returned by the operation shall follow the indications provided in table 7.2.19.3-1.

Table 7.2.19.3-1: Query Snapshot Information operation output parameters

| Parameter | Qualifier | Cardinality | Content | Description |
|------------------|-----------|-------------|------------------|--|
| vnfSnapshotInfo | M | 0..N | VnfSnapshotInfo | Details of the VNF Snapshots available to the EM matching the input filter. If attributeSelector is present, only the attributes listed in attributeSelector are returned for the selected entities. The lower cardinality is 0 since there may be no matches to the provided filter. |
| vnfcSnapshotInfo | M | 0..N | VnfcSnapshotInfo | Details of the VNFC Snapshots available to the EM matching the input filter. If attributeSelector is present, only the attributes listed in attributeSelector are returned for the selected entities. The lower cardinality is 0 since there may be no matches to the provided filter. |

7.2.19.4 Operation results

After successful operation, the VNFM has queried the internal VNF/VNFC Snapshot information objects. The result of the operation indicates if it has been successful or not with a standard success/error result. For a particular query, information about the VNF/VNFC Snapshot that the consumer has access to and that are matching the filter shall be returned.

7.2.20 Create Snapshot operation

7.2.20.1 Description

This operation enables the EM to request the creation of a VNF/VNFC Snapshot. The VNF/VNFC instance to be snapshotted is addressed using an identifier held by the VNFM about a specific VNF/VNFC instance.

It depends on the VNF capabilities, and is declared in the VNFD (refer to the "supportedOperations" attribute in the VnfDf information element; see clause 7.1.8.2 in ETSI GS NFV-IFA 011 [4]), whether this operation is supported for a particular VNF.

Table 7.2.20.1-1 lists the information flow exchanged between the VNFM and the EM.

Table 7.2.20.1-1: Create Snapshot operation

| Message | Requirement | Direction |
|------------------------|-------------|-----------|
| CreateSnapshotRequest | Mandatory | EM → VNFM |
| CreateSnapshotResponse | Mandatory | VNFM → EM |

7.2.20.2 Input parameters

The input parameters sent when invoking the operation shall follow the indications provided in table 7.2.20.2-1.

Table 7.2.20.2-1: Create Snapshot operation input parameters

| Parameter | Qualifier | Cardinality | Content | Description |
|---|-----------|-------------|--------------|--|
| vnfInstanceId | M | 0..1 | Identifier | Identifier of the VNF instance to be snapshotted. See note. |
| vnfcInstanceId | M | 0..1 | Identifier | Identifier of the VNFC instance to be snapshotted. See note. |
| userDefinedData | O | 0..N | KeyValuePair | User defined data for the VNF Snapshot. |
| NOTE: Only one of the two parameters vnfInstanceId or vnfcInstanceId shall be present, indicating whether a VNF Snapshot or a VNFC Snapshot shall be created. | | | | |

7.2.20.3 Output parameters

The output parameters returned by the operation shall follow the indications provided in table 7.2.20.3-1.

Table 7.2.20.3-1: Create Snapshot operation output parameters

| Parameter | Qualifier | Cardinality | Content | Description |
|--|-----------|-------------|------------|--|
| vnfSnapshotInfoId | M | 0..1 | Identifier | Identifier of information held by the VNFM about the specific VNF Snapshot. This identifier was allocated by the VNFM if the create operation was successful. See note. |
| vnfcSnapshotInfoId | M | 0..1 | Identifier | Identifier of information held by the VNFM about the specific VNFC Snapshot. This identifier was allocated by the VNFM if the create operation was successful. See note. |
| NOTE: Only one of the two parameters vnfSnapshotInfoId or vnfcSnapshotInfoId shall be present, dependent on which type of snapshot has been requested and created. | | | | |

7.2.20.4 Operation results

The result of the operation indicates if the creation of the VNF/VNFC Snapshot has been successful or not with a standard success/error result.

The vnfSnapshotInfoId or vnfcSnapshotInfoId is only returned when the operation has been successful.

After successful operation, the VNFM has created a VNF/VNFC Snapshot from the specified VNF/VNFC instance, including information associated with this VNF/VNFC Snapshot. Once created, the VNF/VNFC Snapshot is known to the VNFM. It is enabled to be queried for its associated information, it is enabled to be reverted to, and it is enabled to create a VNF Snapshot Package from it.

7.2.21 Revert-to Snapshot operation

7.2.21.1 Description

This operation enables the EM to request the reversion of a VNF/VNFC instance to a VNF/VNFC Snapshot. The VNF/VNFC Snapshot to be reverted to is addressed using an identifier held by the VNFM about a specific VNF/VNFC Snapshot.

It depends on the VNF capabilities, and is declared in the VNFD (refer to the "supportedOperations" attribute in the VnfDf information element; see clause 7.1.8.2 in ETSI GS NFV-IFA 011 [4]), whether this operation is supported for a particular VNF. This operation may be service-disruptive.

Table 7.2.21.1-1 lists the information flow exchanged between the VNFM and the EM.

Table 7.2.21.1-1: Revert-to Snapshot operation

| Message | Requirement | Direction |
|--------------------------|-------------|-----------|
| RevertToSnapshotRequest | Mandatory | EM → VNFM |
| RevertToSnapshotResponse | Mandatory | VNFM → EM |

7.2.21.2 Input parameters

The input parameters sent when invoking the operation shall follow the indications provided in table 7.2.21.2-1.

Table 7.2.21.2-1: Revert-to Snapshot operation input parameters

| Parameter | Qualifier | Cardinality | Content | Description |
|--------------------|---|-------------|------------|--|
| vnfInstanceId | M | 0..1 | Identifier | Identifier of the VNF instance to be reverted. See note. |
| vnfSnapshotInfoId | M | 0..1 | Identifier | Identifier of information held by the VNFM about the VNF Snapshot to be reverted to. This identifier was allocated by the VNFM. See note. |
| vnfcInstanceId | M | 0..1 | Identifier | Identifier of the VNFC instance to be reverted. See note. |
| vnfcSnapshotInfoId | M | 0..1 | Identifier | Identifier of information held by the VNFM about the VNFC Snapshot to be reverted to. This identifier was allocated by the VNFM. See note. |
| NOTE: | Only one of the tuples (vnfInstanceId; vnfSnapshotInfoId) or (vnfcInstanceId; vnfcSnapshotInfoId) shall be present, indicating whether a VNF instance or a VNFC instance shall be reverted. | | | |

7.2.21.3 Output parameters

No output parameter.

7.2.21.4 Operation results

The result of the operation indicates if the reversion to the VNF/VNFC Snapshot has been successful or not with a standard success/error result.

7.2.22 Delete Snapshot Information operation

7.2.22.1 Description

This operation enables the EM to request the deletion of the held information associated to a VNF/VNFC Snapshot. The VNF/VNFC Snapshot information to be deleted is addressed using an identifier of information held by the VNFM about a specific VNF/VNFC Snapshot.

It depends on the VNF capabilities, and is declared in the VNFD (refer to the "supportedOperations" attribute in the VnfDf information element; see clause 7.1.8.2 in ETSI GS NFV-IFA 011 [4]), whether this operation is supported for a particular VNF.

Table 7.2.22.1-1 lists the information flow exchanged between the VNFM and the EM.

Table 7.2.22.1-1: Delete Snapshot Information operation

| Message | Requirement | Direction |
|----------------------------|-------------|-----------|
| DeleteSnapshotInfoRequest | Mandatory | EM → VNFM |
| DeleteSnapshotInfoResponse | Mandatory | VNFM → EM |

7.2.22.2 Input parameters

The input parameters sent when invoking the operation shall follow the indications provided in table 7.2.22.2-1.

Table 7.2.22.2-1: Delete Snapshot Information operation input parameters

| Parameter | Qualifier | Cardinality | Content | Description |
|---|-----------|-------------|------------|---|
| vnfSnapshotInfoId | M | 0..1 | Identifier | Identifier of information held by the VNFM about a specific VNF Snapshot. This identifier was allocated by the VNFM. See note. |
| vnfcSnapshotInfoId | M | 0..1 | Identifier | Identifier of information held by the VNFM about a specific VNFC Snapshot. This identifier was allocated by the VNFM. See note. |
| NOTE: Only one of the two parameters vnfSnapshotInfoId or vnfcSnapshotInfoId shall be present, to indicate whether the information related to a VNF Snapshot or a VNFC Snapshot shall be deleted. | | | | |

7.2.22.3 Output parameters

No output parameter.

7.2.22.4 Operation results

The result of the operation indicates if it has been successful or not with a standard success/error result.

After successful operation, the VNFM has deleted the held information associated to the specified VNF/VNFC Snapshot. After deletion of the held information associated to a VNF/VNFC Snapshot, this VNF/VNFC Snapshot is not known any longer to the VNFM and it is not possible to revert to this VNF/VNFC Snapshot or to create a VNF Snapshot Package from it.

7.2.23 Void

7.2.24 Change current VNF package operation

7.2.24.1 Description

This operation enables the EM to request the VNFM to change the current VNF Package, i.e. the VNF package on which a VNF instance is based.

Refer to ETSI GS NFV-REL 006 [i.7] for more information related to the types of changes to the current VNF Package (a.k.a "VNF software modification"). Clause B.3 of ETSI GS NFV-IFA 007 [2] illustrates the variants of changes to the current VNF Package and information flow procedures.

This operation encompasses the following scenarios:

- Changes of the VNF virtualised resources, such as requirements, composition and structure between the VNF versions, without changing the VNF software version.
- Changes of both the VNF software version and the VNF virtualised resources. This case includes replacing the VNF software version by means of virtualised resources management, such as terminating the current virtualised resource instances running the current software version and instantiating new virtualised resource instances with the target VNF software version. The new virtualised resource instances may have the same characteristics as the current virtualised resource instances.
- Changes related to the VNFD, such as correction of bugs in the VNFD, changes in the naming scheme of VNFD components (e.g. name of the VDU, vduId), and adding/removing descriptors of VNF Package changes (VnfPackageChangeInfo).

NOTE: For software updates that are executed by functional entities outside NFV-MANO and that require synchronization of the information held by the NFV-MANO entities with a new VNF package that reflects the same changes, a separate procedure using the Modify VNF Information operation has been defined, as illustrated in clause B.2 of ETSI GS NFV-IFA 007 [2]. This procedure assumes certain restrictions on the characteristics of the new VNF package, as defined in note 4 in table 9.4.2.2-1.

As part of changing the current VNF Package, the VNFM shall be capable to add temporary virtualised resources used to support the modification process, e.g. virtualised resources for a VNFC which will be responsible for handling or supporting the "change of the current VNF package" process. The need for temporary virtualised resources shall be indicated as "tempResource" to the NFVO during the VNF LCM granting exchange. In addition, the VNFM shall be capable to add and remove virtualised resources as required for the "change of the current VNF package" process. The need for new and removal of existing virtualised resources shall be indicated as "addResource" and "removeResource" in the VNF LCM granting exchange.

All VNFs shall support this operation. This operation may be service-disruptive. It is declared in the VNFD (refer to the "selector" attribute in the "VnfPackageChangeInfo" information element; see clause 7.1.15.2.2 in ETSI GS NFV-IFA 011 [4]), whether a change from a particular "source" VNF package to a particular "destination" VNF package is possible.

Table 7.2.24.1-1 lists the information flow exchanged between the EM and the VNFM.

Table 7.2.24.1-1: Change current VNF Package operation

| Message | Requirement | Direction |
|---------------------------------|-------------|-----------|
| ChangeCurrentVnfPackageRequest | Mandatory | EM → VNFM |
| ChangeCurrentVnfPackageResponse | Mandatory | VNFM → EM |

7.2.24.2 Input parameters

The input parameters sent when invoking the operation shall follow the indications provided in table 7.2.24.2-1.

Table 7.2.24.2-1: Change current VNF Package operation input parameters

| Parameter | Qualifier | Cardinality | Content | Description |
|-----------------------|-----------|-------------|---------------------------|---|
| vnfInstanceId | M | 1 | Identifier | Identifier of the VNF instance to which this change request is related. |
| vnfdId | M | 1 | Identifier | Identifier of the VNFD which defines the destination VNF Package for the change. |
| extVirtualLink | M | 0..N | ExtVirtualLinkData | Information about external VLs. |
| extManagedVirtualLink | M | 0..N | ExtManagedVirtualLinkData | Information about internal VLs that are managed by other entities than the VNFM (see note). |

| Parameter | Qualifier | Cardinality | Content | Description |
|---|-----------|-------------|--------------|--|
| additionalParam | M | 0..N | KeyValuePair | Additional parameters passed by the EM as input to the modification process, specific to the requested change specific to the requested change of the current VNF Package, as declared in the VNFD (see clause 7.1.15.2 in ETSI GS NFV-IFA 011 [4]). |
| extension | M | 0..N | KeyValuePair | This parameter provides changes to the values for the "extension" attribute in "VnfInfo", including new values for extensions that are declared in the VNFDs of both the source and the destination VNF Packages (see clause 7.1.14.2 in ETSI GS NFV-IFA 011 [4]) and values for new extensions declared in the VNFD of the destination VNF Package. |
| vnfConfigurableProperties | M | 0..N | KeyValuePair | This parameter provides changes to the values for the "vnfConfigurableProperties" attribute in "VnfInfo", including new values for configurable properties that are declared in the VNFDs of both the source and the destination VNF Packages (see clause 7.1.12.2 in ETSI GS NFV-IFA 011 [4]) and values for new configurable properties declared in the VNFD of the destination VNF Package. |
| NOTE: The indication of externally-managed internal VLs is needed in case networks have been pre-configured for use with certain VNFs, for instance to ensure that these networks have certain properties such as security or acceleration features, or to address particular network topologies. The present document assumes that externally-managed internal VLs are managed by the NFVO and created towards the VIM as supported by the virtualised network resource management interface specified in ETSI GS NFV-IFA 005 [i.6]. | | | | |

7.2.24.3 Output parameters

The output parameters returned by the operation shall follow the indications provided in table 7.2.4.3-1.

Table 7.2.24.3-1: Change current VNF Package operation output parameters

| Parameter | Qualifier | Cardinality | Content | Description |
|--------------------------------|-----------|-------------|------------|---|
| lifecycleOperationOccurrenceId | M | 1 | Identifier | The identifier of the VNF lifecycle operation occurrence. |

7.2.24.4 Operation results

The result of the operation indicates if it has been successful or not with a standard success/error result.

After successful operation, the requested change of the current VNF Package has been completed on the VNF instance, and the associated instance of a VnfInfo information element has been updated. In case of failure, appropriate error information is provided in the "result" LCM Operation Occurrence Notification.

The VNFM shall return a lifecycleOperationOccurrenceId that identifies the LCM operation. The LCM operation shall trigger the sending of the "start" LCM Operation Occurrence Notification before additional notifications as part of this operation are triggered, or operations towards the NFVO or VIM are invoked.

On successful as well as unsuccessful completion of the operation, the VNFM shall send the "result" LCM Operation Occurrence Notification.

7.3 Void

7.4 VNF Performance Management interface

7.4.1 Description

This interface allows providing performance management (measurement results collection and notifications) related to VNFs/VNFs. Performance information on a given VNF/VNF related measured object instance (see note 1) results from performance information of the virtualised resources that is collected from the VIM and mapped to this VNF/VNF related measured object instance.

NOTE 1: The VNF/VNF related measured object instance is the instance of one of the measured object type(s) for which the performance measurements applicable to Ve-Vnfm reference point are defined in clause 7.2 of ETSI GS NFV-IFA 027 [6].

Collection and reporting of performance information is controlled by a PM job that groups details of performance collection and reporting information.

When new performance information is available, the consumer is notified using the notification PerformanceInformationAvailableNotification (see clause 9.7.8). The details of the performance measurements are provided using the PerformanceReport information element (see clause 9.7.5).

NOTE 2: Delivery mechanism for the performance reports is part of the protocol design.

The following operations are defined for this interface:

- Create PM Job operation.
- Delete PM Jobs operation.
- Subscribe operation.
- Notify operation.
- Query PM Job operation.
- Create Threshold operation.
- Delete Thresholds operation.
- Query Threshold operation.
- Terminate Subscription operation.
- Query Subscription Info operation.

7.4.2 Create PM Job operation

7.4.2.1 Description

This operation will create a PM job, enabling an VNF/EM to specify one or more VNF/VNF related measured object(s), that the VNFM is managing, for which it wants to receive performance information. This will allow the requesting VNF/EM to specify its performance information requirements with the VNFM.

The VNFM needs to be subscribed to receive PerformanceInformationAvailable notifications in order to know when new collected performance information is available.

Table 7.4.2.1-1 lists the information flow exchanged between the VNFM and the VNF/EM.

Table 7.4.2.1-1: Create PM Job operation

| Message | Requirement | Direction |
|---------------------|-------------|-------------------------|
| CreatePmJobRequest | Mandatory | EM → VNFM VNF → VNFM |
| CreatePmJobResponse | Mandatory | VNFM → EM VNFM → VNF |

7.4.2.2 Input parameters

The input parameters sent when invoking the operation shall follow the indications provided in table 7.4.2.2-1.

Table 7.4.2.2-1: Create PM Job operation input parameters

| Parameter | Qualifier | Cardinality | Content | Description |
|------------------------|--|-------------|-----------------|--|
| sourceSelector | M | 1 | ObjectSelection | Defines the VNF/VNFC related measured object(s) for which performance information is requested to be collected. |
| performanceMetric | M | 0..N | String | This defines the type of performance metric(s) for the specified measured object(s). At least one of the two attributes (performance metric or group) shall be present. |
| performanceMetricGroup | M | 0..N | String | Group of performance metrics. A metric group is a pre-defined list of metrics, known to the producer that it can decompose to individual metrics. At least one of the two attributes (performance metric or group) shall be present. |
| collectionPeriod | M | 1 | Not specified | Specifies the periodicity at which the VNFM will collect performance information (see note). |
| reportingPeriod | M | 1 | Not specified | Specifies the periodicity at which the VNFM will report to the EM about performance information (see note). |
| reportingBoundary | O | 0..1 | Not specified | Identifies a boundary after which the reporting will stop. The boundary shall allow a single reporting as well as periodic reporting up to the boundary. |
| NOTE: | At the end of each reportingPeriod, the VNFM will inform EM about availability of the performance data collected for each completed collection period during this reportingPeriod. While the exact definition of the types for collectionPeriod and reportingPeriod is part of the protocol design, it is recommended that the reportingPeriod be equal or a multiple of the collectionPeriod. In the latter case, the performance data for the collection periods within one reporting period would be reported together. | | | |

7.4.2.3 Output parameters

The output parameters returned by the operation shall follow the indications provided in table 7.4.2.3-1.

Table 7.4.2.3-1: Create PM Job operation output parameters

| Parameter | Qualifier | Cardinality | Content | Description |
|-----------|-----------|-------------|------------|----------------------------------|
| pmJobId | M | 1 | Identifier | Identifier of the created PM job |

7.4.2.4 Operation results

The result of the operation indicates if it has been successful or not with a standard success/error result.

The pmJobId is only be returned when the operations has been successful.

7.4.3 Delete PM Jobs operation

7.4.3.1 Description

This operation will delete one or more PM job(s).

Table 7.4.3.1-1 lists the information flow exchanged between the VNFM and the VNF/EM.

Table 7.4.3.1-1: Delete PM Jobs operation

| Message | Requirement | Direction |
|----------------------|-------------|-------------------------|
| DeletePmJobsRequest | Mandatory | EM → VNFM VNF → VNFM |
| DeletePmJobsResponse | Mandatory | VNFM → EM VNFM → VNF |

7.4.3.2 Input parameters

The input parameters sent when invoking the operation shall follow the indications provided in table 7.4.3.2-1.

Table 7.4.3.2-1: Delete PM Jobs operation input parameters

| Parameter | Qualifier | Cardinality | Content | Description |
|--|-----------|-------------|------------|---|
| pmJobId | M | 1..N | Identifier | Identifiers of the PM jobs to be deleted. |
| NOTE: It is up to the protocol design stage to determine whether this operation will be modelled as a "bulk" operation that allows to delete multiple PM Jpbs in one request, or as a series of requests that delete one PM Job at a time. | | | | |

7.4.3.3 Output parameters

The output parameters returned by the operation shall follow the indications provided in table 7.4.3.3-1.

Table 7.4.3.3-1: Delete PM Jobs operation output parameters

| Parameter | Qualifier | Cardinality | Content | Description |
|--|-----------|-------------|------------|--|
| deletedPmJobId | M | 1..N | Identifier | Identifiers of the PM jobs successfully deleted. |
| NOTE: It is up to the protocol design stage to determine whether this operation will be modelled as a "bulk" operation that allows to delete multiple PM Jpbs in one request, or as a series of requests that delete one PM Job at a time. | | | | |

7.4.3.4 Operation results

The result of the operation indicates if it has been successful or not with a standard success/error result.

7.4.4 Subscribe operation

7.4.4.1 Description

This operation enables the EM/VNF to subscribe with a filter for the notifications related to performance information with the VNFM.

NOTE 1: Specification of filtering mechanism is part of the protocol design.

NOTE 2: It is part of the protocol design stage whether subscribing is represented as a separate "Subscribe" operation or whether subscription-related information is managed as part of managing PM jobs and Thresholds.

Table 7.4.4.1-1 lists the information flow exchanged between the VNFM and the EM/VNF.

Table 7.4.4.1-1: Subscribe operation

| Message | Requirement | Direction |
|-------------------|-------------|-------------------------|
| SubscribeRequest | Mandatory | EM → VNFM VNF → VNFM |
| SubscribeResponse | Mandatory | VNFM → EM VNFM → VNF |

7.4.4.2 Input parameters

The input parameters sent when invoking the operation shall follow the indications provided in table 7.4.4.2-1.

Table 7.4.4.2-1: Subscribe operation input parameters

| Parameter | Qualifier | Cardinality | Content | Description |
|-----------|-----------|-------------|---------|---|
| filter | M | 1 | Filter | Input filter for selecting notifications. The filter can be on VNF/VNFC, type of notification or attribute of the notification. |

7.4.4.3 Output parameters

The output parameters returned by the operation shall follow the indications provided in table 7.4.4.3-1.

Table 7.4.4.3-1: Subscribe operation output parameters

| Parameter | Qualifier | Cardinality | Content | Description |
|----------------|-----------|-------------|------------|--|
| subscriptionId | M | 1 | Identifier | Identifier of the subscription returned. |

7.4.4.4 Operation results

As a result of this operation, the VNFM shall indicate to the EM/VNF in the subscribeResponse message whether the subscription was successful or not.

For a particular subscription, only notifications matching the filter will be delivered to the consumer.

7.4.5 Notify operation

7.4.5.1 Description

This operation distributes notifications to subscribers. It is a one-way operation issued by the VNFM that cannot be invoked as an operation by the consumer (EM/VNF). In order to receive notifications, the EM/VNF shall have a subscription.

Table 7.4.5.1-1 lists the information flow exchanged between the VNFM and the EM/VNF.

Table 7.4.5.1-1: Notify operation

| Message | Requirement | Direction |
|---------|-------------|-------------------------|
| Notify | Mandatory | VNFM → EM VNFM → VNF |

The following notifications can be notified/sent by this operation:

- PerformanceInformationAvailableNotification (see clause 9.7.8).
- ThresholdCrossedNotification (see clause 9.7.9).

7.4.6 Query PM Job operation

7.4.6.1 Description

This operation will enable the VNF/EM to solicit from the VNFM the details of one or more PM job(s).

This operation is not returning performance reports.

Table 7.4.6.1-1 lists the information flow exchanged between the VNFM and the VNF/EM.

Table 7.4.6.1-1: Query PM Job operation

| Message | Requirement | Direction |
|--------------------|-------------|-------------------------|
| QueryPmJobRequest | Mandatory | EM → VNFM VNF → VNFM |
| QueryPmJobResponse | Mandatory | VNFM → EM VNFM → VNF |

7.4.6.2 Input parameters

The input parameters sent when invoking the operation shall follow the indications provided in table 7.4.6.2-1.

Table 7.4.6.2-1: Query PM Job operation input parameters

| Parameter | Qualifier | Cardinality | Content | Description |
|-----------|-----------|-------------|---------|--|
| filter | M | 1 | Filter | Filter defining the PM Jobs on which the query applies. It can be a single identifier, multiple identifiers or a wildcard. |

7.4.6.3 Output parameters

The output parameters returned by the operation shall follow the indications provided in table 7.4.6.3-1.

Table 7.4.6.3-1: Query PM Job operation output parameters

| Parameter | Qualifier | Cardinality | Content | Description |
|-----------|-----------|-------------|---------|---|
| pmJob | M | 0..N | PmJob | Details of PM jobs matching the input filter. |

7.4.6.4 Operation results

The result of the operation indicates if it has been successful or not with a standard success/error result.

7.4.7 Create Threshold operation

7.4.7.1 Description

This operation will allow the VNF/EM to create a threshold to specify threshold levels on specified performance metric and VNF/VNFC related measured object(s) for which notifications will be generated when crossed.

Creating a threshold does not trigger collection of metrics. In order for the threshold to be active, there needs to be a PM job collecting the needed metric for the selected entities.

Table 7.4.7.1-1 lists the information flow exchanged between the VNFM and the VNF/EM.

Table 7.4.7.1-1: Create Threshold operation

| Message | Requirement | Direction |
|-------------------------|-------------|-------------------------|
| CreateThresholdRequest | Mandatory | EM → VNFM VNF → VNFM |
| CreateThresholdResponse | Mandatory | VNFM → EM VNFM → VNF |

7.4.7.2 Input parameters

The input parameters sent when invoking the operation shall follow the indications provided in table 7.4.7.2-1.

Table 7.4.7.2-1: Create Threshold operation input parameters

| Parameter | Qualifier | Cardinality | Content | Description |
|-------------------|-----------|-------------|-----------------|---|
| sourceSelector | M | 1 | ObjectSelection | Defines the VNF/VNFC related measured object(s) for which the threshold will be defined. |
| performanceMetric | M | 1 | String | Defines the performance metric on which the threshold will be defined. |
| thresholdType | M | 1 | Enum | Defines the type of threshold. The list of possible values is part of the protocol design and might include: single/ multi valued threshold, static/dynamic threshold, template based threshold, etc. VALUES: <ul style="list-style-type: none"> • SIMPLE: single-valued static threshold • Etc. |
| thresholdDetails | M | 1 | Not specified | Details of the threshold: value to be crossed, and direction in which it is crossed, details on the notification to be generated, etc. |

7.4.7.3 Output parameters

The output parameters returned by the operation shall follow the indications provided in table 7.4.7.3-1.

Table 7.4.7.3-1: Create Threshold operation output parameters

| Parameter | Qualifier | Cardinality | Content | Description |
|-------------|-----------|-------------|------------|----------------------------------|
| thresholdId | M | 1 | Identifier | Identifier of created threshold. |

7.4.7.4 Operation results

The result of the operation indicates if it has been successful or not with a standard success/error result.

The thresholdId is only be returned when the operations has been successful.

7.4.8 Delete Thresholds operation

7.4.8.1 Description

This operation will allow the VNF/EM to delete one or more existing threshold(s).

Table 7.4.8.1-1 lists the information flow exchanged between the VNFM and the VNF/EM.

Table 7.4.8.1-1: Delete Thresholds operation

| Message | Requirement | Direction |
|--------------------------|-------------|-------------------------|
| DeleteThresholdsRequest | Mandatory | EM → VNFM VNF → VNFM |
| DeleteThresholdsResponse | Mandatory | VNFM → EM VNFM → VNF |

7.4.8.2 Input parameters

The input parameters sent when invoking the operation shall follow the indications provided in table 7.4.8.2-1.

Table 7.4.8.2-1: Delete Thresholds operation input parameters

| Parameter | Qualifier | Cardinality | Content | Description |
|--|-----------|-------------|------------|--|
| thresholdId | M | 1..N | Identifier | Identifiers of the thresholds to be deleted. |
| NOTE: It is up to the protocol design stage to determine whether this operation will be modelled as a "bulk" operation that allows to delete multiple thresholds in one request, or as a series of requests that delete one threshold at a time. | | | | |

7.4.8.3 Output parameters

The output parameters returned by the operation shall follow the indications provided in table 7.4.8.3-1.

Table 7.4.8.3-1: Delete Thresholds operation output parameters

| Parameter | Qualifier | Cardinality | Content | Description |
|--|-----------|-------------|------------|--|
| deletedThresholdId | M | 1..N | Identifier | Identifiers of the thresholds that have been deleted successfully. |
| NOTE: It is up to the protocol design stage to determine whether this operation will be modelled as a "bulk" operation that allows to delete multiple thresholds in one request, or as a series of requests that delete one threshold at a time. | | | | |

7.4.8.4 Operation results

The result of the operation indicates if it has been successful or not with a standard success/error result.

7.4.9 Query Threshold operation

7.4.9.1 Description

This operation will allow the VNF/EM to query the details of an existing threshold.

Table 7.4.9.1-1 lists the information flow exchanged between the VNFM and the VNF/EM.

Table 7.4.9.1-1: Query Threshold operation

| Message | Requirement | Direction |
|------------------------|-------------|-------------------------|
| QueryThresholdRequest | Mandatory | EM → VNFM VNF → VNFM |
| QueryThresholdResponse | Mandatory | VNFM → EM VNFM → VNF |

7.4.9.2 Input parameters

The input parameters sent when invoking the operation shall follow the indications provided in table 7.4.9.2-1.

Table 7.4.9.2-1: Query Threshold operation input parameters

| Parameter | Qualifier | Cardinality | Content | Description |
|-----------|-----------|-------------|---------|---|
| filter | M | 1 | Filter | Filter defining the thresholds on which the query applies. It can be a single identifier, multiple identifiers or a wildcard. |

7.4.9.3 Output parameters

The output parameters returned by the operation shall follow the indications provided in table 7.4.9.3-1.

Table 7.4.9.3-1: Query Threshold operation output parameters

| Parameter | Qualifier | Cardinality | Content | Description |
|-----------|-----------|-------------|-----------|--|
| threshold | M | 0..N | Threshold | List of threshold details matching the input filter. |

7.4.9.4 Operation results

The result of the operation indicates if it has been successful or not with a standard success/error result.

7.4.10 Terminate Subscription operation

7.4.10.1 Description

This operation enables the EM/VNF to terminate a particular subscription.

NOTE: It is part of the protocol design stage whether terminating a subscription is represented as a separate "Terminate Subscription" operation or whether subscription-related information is managed as part of managing PM jobs and Thresholds. Table 7.4.10.1-1 lists the information flow exchanged between the EM/VNF and the VNFM.

Table 7.4.10.1-1: Terminate Subscription operation

| Message | Requirement | Direction |
|-------------------------------|-------------|-------------------------|
| TerminateSubscriptionRequest | Mandatory | EM → VNFM VNF → VNFM |
| TerminateSubscriptionResponse | Mandatory | VNFM → EM VNFM → VNF |

7.4.10.2 Input parameters

The input parameters sent when invoking the operation shall follow the indications provided in table 7.4.10.2-1.

Table 7.4.10.2-1: Terminate Subscription operation input parameters

| Parameter | Qualifier | Cardinality | Content | Description |
|----------------|-----------|-------------|------------|--|
| subscriptionId | M | 1 | Identifier | Identifier of the subscription to be terminated. |

7.4.10.3 Output parameters

None.

7.4.10.4 Operation results

After successful termination of a subscription, the identified subscription does not exist anymore, and the EM/VNF will not receive notifications related that subscription any longer. The result of the operation shall indicate if the subscription termination has been successful or not with a standard success/error result.

7.4.11 Query Subscription Info operation

7.4.11.1 Description

This operation enables the EM/VNF to query information about subscriptions.

NOTE: It is part of the protocol design stage whether querying information about subscriptions is represented as a separate "Query Subscription Info" operation or whether subscription-related information is managed as part of managing PM jobs and Thresholds.

Table 7.4.11.1-1 lists the information flow exchanged between the EM/VNF and the VNFM.

Table 7.4.11.1-1: Query Subscription operation

| Message | Requirement | Direction |
|-------------------------------|-------------|-------------------------|
| QuerySubscriptionInfoRequest | Mandatory | EM → VNFM VNF → VNFM |
| QuerySubscriptionInfoResponse | Mandatory | VNFM → EM VNFM → VNF |

7.4.11.2 Input parameters

The input parameters sent when invoking the operation shall follow the indications provided in table 7.4.11.2-1.

Table 7.4.11.2-1: Query Subscription Info operation input parameters

| Parameter | Qualifier | Cardinality | Content | Description |
|-----------|-----------|-------------|---------|--|
| filter | M | 1 | Filter | Filtering criteria to select one or a set of subscriptions. Details are part of the protocol design. |

7.4.11.3 Output parameters

The output parameters returned by the operation shall follow the indications provided in table 7.4.11.3-1.

Table 7.4.11.3-1: Query Subscription Info operation output parameters

| Parameter | Qualifier | Cardinality | Content | Description |
|-------------|-----------|-------------|---------------|---|
| queryResult | M | 0..N | Not specified | Information about the subscription(s) matching the query. |

7.4.11.4 Operation results

After successful operation, the VNFM has queried the internal subscription objects. The result of the operation indicates if it has been successful or not with a standard success/error result. For a particular query, information about the subscriptions to notifications related to VNF performance management that the EM/VNF has access to and that are matching the filter shall be returned.

7.5 VNF Fault Management interface

7.5.1 Description

This interface shall allow the VNFM to provide alarms related to the VNF(s) and its VNFC(s) visible to the consumer.

Virtualised resource alarms collected by the VNFM will be filtered, correlated and modified by the VNFM and mapped to the corresponding VNF instance, resulting in alarms on the corresponding VNF and its VNFC(s).

NOTE: The alarms may be triggered by either upcoming NFVI operation and maintenance or changes in the state of the virtualised resources.

The fault management interface provided by the VNFM and consumed by the EM/VNF shall support the following operations:

- Subscribe operation (Subscription of EM/VNF with the VNFM for the notifications related to the alarms).
- Notify operation (Notifications of alarms or alarm state change from VNFM to EM/VNF).
- Get alarm list operation (Accessing active alarms from the VNFM to EM/VNF).
- Terminate Subscription operation.
- Query Subscription Info operation.
- Escalate perceived severity operation (Sharing of perceived severity with the VNFM).

The "Escalate Perceived Severity" (or "Escalate PerSev" for short) operation shall be supported by the VNFM and may be supported by the EM/VNF.

The "Acknowledge alarms" operation (Allowing alarm acknowledgement from the EM/VNF to the VNFM) shall be supported by VNFM and may be supported by EM/VNF.

7.5.2 Subscribe operation

7.5.2.1 Description

This operation enables the EM/VNF to subscribe with a filter for the notifications related to VNF alarms sent by the VNFM.

NOTE: Specification of filtering mechanism is part of the protocol design.

Table 7.5.2.1-1 lists the information flow exchanged between the VNF/EM and the VNFM.

Table 7.5.2.1-1: Subscribe operation

| Message | Requirement | Direction |
|-------------------|-------------|-------------------------|
| SubscribeRequest | Mandatory | EM → VNFM VNF → VNFM |
| SubscribeResponse | Mandatory | VNFM → EM VNFM → VNF |

7.5.2.2 Input parameters

The input parameters sent when invoking the operation shall follow the indications provided in table 7.5.2.2-1.

Table 7.5.2.2-1: Subscribe operation input parameters

| Parameter | Qualifier | Cardinality | Content | Description |
|-----------|-----------|-------------|---------|---|
| filter | M | 1 | Filter | Input filter for selecting VNF(s) and related alarm notifications. This filter can contain information to select VNF instances, information to select notification types as defined in clause 7.5.3.1, and additional filter criteria on further attributes of the Alarm information element defined in clause 9.3.4 as chosen in the protocol design stage. |

7.5.2.3 Output parameters

The output parameters returned by the operation shall follow the indications provided in table 7.5.2.3-1.

Table 7.5.2.3-1: Subscribe operation output parameters

| Parameter | Qualifier | Cardinality | Content | Description |
|----------------|-----------|-------------|------------|--|
| subscriptionId | M | 1 | Identifier | Identifier of the subscription returned. |

7.5.2.4 Operation results

As a result of this operation, the VNFM shall indicate to the EM/VNF in the SubscribeResponse message whether the subscription was successful or not.

For a particular subscription, only notifications matching the filter will be delivered to the consumer.

7.5.3 Notify operation

7.5.3.1 Description

This operation distributes notifications to subscribers. It is a one-way operation issued by the VNFM towards the EM/VNF that cannot be invoked as an operation by the consumer (EM/VNF).

In order to receive notifications, the EM/VNF shall have a subscription. Table 7.5.3.1-1 lists the information flow exchanged between the VNFM and the VNF/EM.

Table 7.5.3.1-1: Notify operation

| Message | Requirement | Direction |
|---------|-------------|-------------------------|
| Notify | Mandatory | VNFM → EM VNFM → VNF |

The following notifications can be notified/sent by this operation:

- AlarmNotification. See clause 9.3.2.
- AlarmClearedNotification. See clause 9.3.3.
- AlarmListRebuiltNotification. See clause 9.3.6.

7.5.4 Get Alarm List operation

7.5.4.1 Description

This operation enables the EM/VNF to query the active alarms from the VNFM.

Table 7.5.4.1-1 lists the information flow exchanged between the VNFM and the EM/VNF.

Table 7.5.4.1-1: Get Alarm List operation

| Message | Requirement | Direction |
|----------------------|-------------|-------------------------|
| GetAlarmListRequest | Mandatory | EM → VNFM VNF → VNFM |
| GetAlarmListResponse | Mandatory | VNFM → EM VNFM → VNF |

7.5.4.2 Input parameters

The input parameters sent when invoking the operation shall follow the indications provided in table 7.5.4.2-1.

Table 7.5.4.2-1: Get Alarm List operation input parameters

| Parameter | Qualifier | Cardinality | Content | Description |
|-----------|-----------|-------------|---------|---|
| filter | M | 1 | Filter | Input filter for selecting alarms related to multiple VNF instances, or related to a single VNF instance and selected VNFCs of that instance, possibly filtered by further criteria as defined below. This filter can contain the VNF identifier(s) as values of the managedObjectId attribute, VNFC identifier(s) as values of the vnfId attribute, and/or specific values of further attributes of the Alarm information element defined in clause 9.3.4 as chosen in the protocol design stage. |

7.5.4.3 Output parameters

The output parameters returned by the operation shall follow the indications provided in table 7.5.4.3-1.

Table 7.5.4.3-1: Get Alarm List operation output parameters

| Parameter | Qualifier | Cardinality | Content | Description |
|-----------|-----------|-------------|---------|---|
| alarm | M | 0..N | Alarm | Information about an alarm including AlarmId, affected VNF identifier, affected VNFC identifier and FaultDetails. The cardinality can be "0" to indicate that no Alarm could be retrieved based on the input Filter information (e.g. no matching alarm). |

7.5.4.4 Operation results

The result of the operation indicates if it has been successful or not with a standard success/error result. For a particular request, only alarms matching the filter will be delivered to the EM/VNF.

7.5.5 Terminate Subscription operation

7.5.5.1 Description

This operation enables the EM/VNF to terminate a particular subscription.

Table 7.5.5.1-1 lists the information flow exchanged between the EM/VNF and the VNFM.

Table 7.5.5.1-1: Terminate Subscription operation

| Message | Requirement | Direction |
|-------------------------------|-------------|-------------------------|
| TerminateSubscriptionRequest | Mandatory | EM → VNFM VNF → VNFM |
| TerminateSubscriptionResponse | Mandatory | VNFM → EM VNFM → VNF |

7.5.5.2 Input parameters

The input parameters sent when invoking the operation shall follow the indications provided in table 7.5.5.2-1.

Table 7.5.5.2-1: Terminate Subscription operation input parameters

| Parameter | Qualifier | Cardinality | Content | Description |
|----------------|-----------|-------------|------------|--|
| subscriptionId | M | 1 | Identifier | Identifier of the subscription to be terminated. |

7.5.5.3 Output parameters

None.

7.5.5.4 Operation results

After successful termination of a subscription, the identified subscription does not exist anymore, and the EM/VNF will not receive notifications related that subscription any longer. The result of the operation shall indicate if the subscription termination has been successful or not with a standard success/error result.

7.5.6 Query Subscription Info operation

7.5.6.1 Description

This operation enables the EM/VNF to query information about subscriptions.

Table 7.5.6.1-1 lists the information flow exchanged between the EM/VNF and the VNFM.

Table 7.5.6.1-1: Query Subscription operation

| Message | Requirement | Direction |
|-------------------------------|-------------|-------------------------|
| QuerySubscriptionInfoRequest | Mandatory | EM → VNFM VNF → VNFM |
| QuerySubscriptionInfoResponse | Mandatory | VNFM → EM VNFM → VNF |

7.5.6.2 Input parameters

The input parameters sent when invoking the operation shall follow the indications provided in table 7.5.6.2-1.

Table 7.5.6.2-1: Query Subscription Info operation input parameters

| Parameter | Qualifier | Cardinality | Content | Description |
|-----------|-----------|-------------|---------|--|
| filter | M | 1 | Filter | Filtering criteria to select one or a set of subscriptions. Details are part of the protocol design. |

7.5.6.3 Output parameters

The output parameters returned by the operation shall follow the indications provided in table 7.5.6.3-1.

Table 7.5.6.3-1: Query Subscription Info operation output parameters

| Parameter | Qualifier | Cardinality | Content | Description |
|-------------|-----------|-------------|---------------|---|
| queryResult | M | 0..N | Not specified | Information about the subscription(s) matching the query. |

7.5.6.4 Operation results

After successful operation, the VNFM has queried the internal subscription objects. The result of the operation indicates if it has been successful or not with a standard success/error result. For a particular query, information about the subscriptions to notifications related to VNF fault management that the EM/VNF has access to and that are matching the filter shall be returned.

7.5.7 Escalate perceived severity operation

7.5.7.1 Description

This operation enables the EM/VNF to share its view of the perceived severity of an alarm with the VNFM. This operation does not directly modify the value of perceived severity attribute in the alarm information element within the VNFM. VNFM implementation (e.g. controlled by operator configuration) will determine how it should act upon receipt of the requested change in perceived severity. Some requests from the EM/VNF may be respected and applied directly by the VNFM, while others may be ignored by the VNFM.

Table 7.5.7.1-1 lists the information flow exchanged between the VNFM and the EM/VNF.

Table 7.5.7.1-1: Escalate PerSev operation

| Message | Requirement | Direction |
|---|-------------|-------------------------|
| EscalatePerSevRequest | Mandatory | EM → VNFM VNF → VNFM |
| EscalatePerSevResponse | Mandatory | VNFM → EM VNFM → VNF |
| NOTE: If the EM/VNF supports the Escalate PerSev operation, then both the "EscalatePerSevRequest" and "EscalatePerSevResponse" messages shall be supported. | | |

7.5.7.2 Input parameters

The input parameters sent when invoking the operation shall follow the indications provided in table 7.5.7.2-1.

Table 7.5.7.2-1: Escalate PerSev operation input parameters

| Parameter | Qualifier | Cardinality | Content | Description |
|-------------------|-----------|-------------|------------------------------------|---|
| alarmId | M | 1 | Identifier (Reference to Alarm) | Identifier of the alarm |
| perceivedSeverity | M | 1 | Enum | New value of the alarm severity (as perceived by the consumer). VALUES: <ul style="list-style-type: none"> • CRITICAL • MAJOR • MINOR • WARNING • INDETERMINATE • CLEARED |

7.5.7.3 Output parameters

There are no output parameters defined for this operation.

7.5.7.4 Operation results

The result of the operation indicates if it has been successful or not with a standard success/error result. If/when the VNFM makes the change to the perceivedSeverity for the given alarm based on this operation, the VNFM will send an alarm notification to the EM/VNF (and the NFVO) containing the updated value of perceivedSeverity.

7.5.8 Acknowledge alarms operation

7.5.8.1 Description

This operation enables the EM/VNF to acknowledge alarms at VNFM.

Table 7.5.8.1-1 lists the information flow exchanged between the VNFM and the EM/VNF.

Table 7.5.8.1-1: Acknowledge alarms operation

| Message | Requirement | Direction |
|---|-------------|-------------------------|
| AcknowledgeAlarmsRequest | Mandatory | EM → VNFM VNF → VNFM |
| AcknowledgeAlarmsResponse | Mandatory | VNFM → EM VNFM → VNF |
| NOTE: If the EM/VNF supports the Acknowledge alarms operation, then both AcknowledgeAlarmsRequest and AcknowledgeAlarmsResponse shall be supported. | | |

7.5.8.2 Input parameters

The input parameters sent when invoking the operation shall follow the indications provided in table 7.5.8.2-1.

Table 7.5.8.2-1: Acknowledge alarms operation input parameters

| Parameter | Qualifier | Cardinality | Content | Description |
|--|-----------|-------------|------------------------------------|---|
| alarmId | M | 1..N | Identifier (Reference to Alarm) | Identifier of an individual alarm to be acknowledged, or multiple identifiers of the alarms to be acknowledged. See note. |
| NOTE: It is up to the protocol design stage to determine whether this operation will be modelled as a "bulk" operation that allows to acknowledge multiple alarms in one request, or as a series of requests that acknowledge one alarm at a time. | | | | |

7.5.8.3 Output parameters

The output parameters returned by the operation shall follow the indications provided in table 7.5.8.3-1.

Table 7.5.8.3-1: Acknowledge alarms operation output parameters

| Parameter | Qualifier | Cardinality | Content | Description |
|--|-----------|-------------|------------------------------------|--|
| acknowledgedAlarmId | M | 1..N | Identifier (Reference to Alarm) | Identifier of an individual alarm that is acknowledged, or multiple identifiers of the alarms that are acknowledged. See note. |
| NOTE: It is up to the protocol design stage to determine whether this operation will be modelled as a "bulk" operation that allows to acknowledge multiple alarms in one request, or as a series of requests that acknowledge one alarm at a time. | | | | |

7.5.8.4 Operation results

The result of the operation indicates if it has been successful or not with a standard success/error result.

7.6 Void

7.7 Policy Management interface

7.7.1 Description

This interface allows the EM to invoke policy management operations towards the VNFM.

The following policy management operations are defined for this interface:

- Transfer Policy
- Delete Policy
- Query Policy

- Activate Policy
- Deactivate Policy
- Associate Policy
- Disassociate Policy

This interface allows the EM to manage subscriptions to notifications sent by the VNFM which inform about changes of a policy and about any detected policy conflicts. It allows the VNFM to provide such notifications to the subscriber (e.g. EM).

7.7.2 Transfer Policy operation

7.7.2.1 Description

This operation enables the EM to transfer a NFV-MANO policy to the VNFM. Table 7.7.2.1-1 lists the information flow exchanged between the EM and the VNFM.

Table 7.7.2.1-1: Transfer Policy operation

| Message | Requirement | Direction |
|------------------------|-------------|-----------|
| TransferPolicyRequest | Mandatory | EM → VNFM |
| TransferPolicyResponse | Mandatory | VNFM → EM |

7.7.2.2 Input parameters

The input parameters sent when invoking the operation shall follow the indications provided in table 7.7.2.2-1.

Table 7.7.2.2-1: Transfer Policy operation input parameters

| Parameter | Qualifier | Cardinality | Content | Description |
|--|-----------|-------------|---------------|--|
| designer | M | 1 | String | Human readable name of designer of the policy. |
| name | M | 1 | String | Human readable name of the policy. |
| version | M | 1 | Version | Version of the policy. |
| policy | M | 1 | Not specified | Specifies the policy. See notes 1 and 2. |
| NOTE 1: An identifier for uniquely identifying the policy is included in the policy. | | | | |
| NOTE 2: The EM may use this operation to update an existing policy with a new version. Different policy versions share the same internal identifier of the policy but having different PolicyInfo instances. The design of different policy versions and their business logic is out of the scope of the present document. | | | | |

7.7.2.3 Output parameters

The output parameters returned by the operation shall follow the indications provided in table 7.7.2.3-1.

Table 7.7.2.3-1: Transfer Policy operation output parameters

| Parameter | Qualifier | Cardinality | Content | Description |
|--------------|-----------|-------------|------------|---|
| policyInfoId | M | 1 | Identifier | Identifier of the policy information created by the VNFM. |

7.7.2.4 Operation results

In case of success, the NFV-MANO policy is transferred to the VNFM and corresponding policy information is created by the VNFM. In case of failure, appropriate error information is returned.

7.7.3 Delete Policy operation

7.7.3.1 Description

This operation enables the EM to delete one or multiple NFV-MANO policy(ies) from the VNFM. Table 7.7.3.1-1 lists the information flow exchanged between the EM and the VNFM.

Table 7.7.3.1-1: Delete Policy operation

| Message | Requirement | Direction |
|----------------------|-------------|-----------|
| DeletePolicyRequest | Mandatory | EM → VNFM |
| DeletePolicyResponse | Mandatory | VNFM → EM |

7.7.3.2 Input parameters

The input parameters sent when invoking the operation shall follow the indications provided in table 7.7.3.2-1.

Table 7.7.3.2-1: Delete Policy operation input parameters

| Parameter | Qualifier | Cardinality | Content | Description |
|---|-----------|-------------|-------------------------------------|--------------------------------------|
| policyInfoId | M | 1..N | Identifier(Reference to PolicyInfo) | Identifier(s) of policy information. |
| NOTE: It is up to the protocol design stage to determine whether this operation will be modelled as a "bulk" operation that allows to delete multiple policies in one request, or as a series of requests that delete one policy at a time. | | | | |

7.7.3.3 Output parameters

The output parameters returned by the operation shall follow the indications provided in table 7.7.3.3-1.

Table 7.7.3.3-1: Delete Policy operation output parameters

| Parameter | Qualifier | Cardinality | Content | Description |
|---------------------|-----------|-------------|--------------------------------------|---|
| deletedPolicyInfoId | M | 0..N | Identifier (Reference to PolicyInfo) | Identifier(s) of the deleted NFV-MANO policy information. |

7.7.3.4 Operation results

In case of success, the NFV-MANO policy(ies) are deleted from the VNFM, and a success indicator is returned to the EM. In case of failure, appropriate error information is returned.

7.7.4 Query Policy operation

7.7.4.1 Description

This operation enables the EM to query the information from the VNFM on one or multiple NFV-MANO policy(ies). Table 7.7.4.1-1 lists the information flow exchanged between the EM and the VNFM.

Table 7.7.4.1-1: Query Policy operation

| Message | Requirement | Direction |
|---------------------|-------------|-----------|
| QueryPolicyRequest | Mandatory | EM → VNFM |
| QueryPolicyResponse | Mandatory | VNFM → EM |

7.7.4.2 Input parameters

The input parameters sent when invoking the operation shall follow the indications provided in table 7.7.4.2-1.

Table 7.7.4.2-1: Query Policy operation input parameters

| Parameter | Qualifier | Cardinality | Content | Description |
|-------------------|-----------|-------------|---------|--|
| filter | M | 1 | Filter | Filter defining the NFV-MANO policy information on which the query applies, based on attributes of NFV-MANO policy information. It can also be used to specify one or more NFV-MANO policy(ies) information to be queried by providing their identifiers. |
| attributeSelector | M | 0..N | String | Provides a list of attribute names of NFV-MANO policy information. If present, only these attributes are returned for the policy information matching the filter. If absent, the complete policy information is returned. |

7.7.4.3 Output parameters

The output parameters returned by the operation shall follow the indications provided in table 7.7.4.3-1.

Table 7.7.4.3-1: Query Policy operation output parameters

| Parameter | Qualifier | Cardinality | Content | Description |
|--|-----------|-------------|------------|---|
| queryNsPolicyInfoResult | M | 0..N | PolicyInfo | NFV-MANO policy information matching the input filter. If attributeSelector is present, only the attributes listed in attributeSelector are returned for the selected policy information. See note. |
| NOTE: The lower cardinality is 0 since there may be no matches to the provided filter. | | | | |

7.7.4.4 Operation results

After success operation, the VNFM has queried the internal NFV-MANO policy information. The result of the operation indicates whether it has been successful or not with a standard success/error result. For a particular query, policy information that is matching the filter shall be returned.

7.7.5 Activate Policy operation

7.7.5.1 Description

This operation enables the EM to activate one or multiple NFV-MANO policy(ies) in the VNFM. Table 7.7.5.1-1 lists the information flow exchanged between the EM and the VNFM.

Table 7.7.5.1-1: Activate Policy operation

| Message | Requirement | Direction |
|------------------------|-------------|-----------|
| ActivatePolicyRequest | Mandatory | EM → VNFM |
| ActivatePolicyResponse | Mandatory | VNFM → EM |

7.7.5.2 Input parameters

The input parameters sent when invoking the operation shall follow the indications provided in table 7.7.5.2-1.

Table 7.7.5.2-1: Activate Policy operation input parameters

| Parameter | Qualifier | Cardinality | Content | Description |
|---|-----------|-------------|-------------------------------------|--|
| policyInfoId | M | 1..N | Identifier(Reference to PolicyInfo) | Identifier(s) of policy information. See note. |
| NOTE: It is up to the protocol design stage to determine whether this operation will be modelled as a "bulk" operation that allows to activate multiple policies in one request, or as a series of requests that activate one policy at a time. | | | | |

7.7.5.3 Output parameters

The output parameters returned by the operation shall follow the indications provided in table 7.7.5.3-1.

Table 7.7.5.3-1: Activate Policy operation output parameters

| Parameter | Qualifier | Cardinality | Content | Description |
|-----------------------|-----------|-------------|--------------------------------------|--|
| activatedPolicyInfoId | M | 0..N | Identifier (Reference to PolicyInfo) | Identifier(s) of the activated NFV-MANO policy(ies). |

7.7.5.4 Operation results

In case of success, the NFV-MANO policy(ies) are activated in the VNFM, and a success indicator is returned to the EM. In case of failure, appropriate error information is returned.

7.7.6 Deactivate Policy operation

7.7.6.1 Description

This operation enables the EM to deactivate one or multiple NFV-MANO policy(ies) in the VNFM. Table 7.7.6.1-1 lists the information flow exchanged between the EM and the VNFM.

Table 7.7.6.1-1: Deactivate Policy operation

| Message | Requirement | Direction |
|--------------------------|-------------|-----------|
| DeactivatePolicyRequest | Mandatory | EM → VNFM |
| DeactivatePolicyResponse | Mandatory | VNFM → EM |

7.7.6.2 Input parameters

The input parameters sent when invoking the operation shall follow the indications provided in table 7.7.6.2-1.

Table 7.7.6.2-1: Deactivate Policy operation input parameters

| Parameter | Qualifier | Cardinality | Content | Description |
|---|-----------|-------------|-------------------------------------|--|
| policyInfoId | M | 1..N | Identifier(Reference to PolicyInfo) | Identifier(s) of policy information. See note. |
| NOTE: It is up to the protocol design stage to determine whether this operation will be modelled as a "bulk" operation that allows to deactivate multiple policies in one request, or as a series of requests that deactivate one policy at a time. | | | | |

7.7.6.3 Output parameters

The output parameters returned by the operation shall follow the indications provided in table 7.7.6.3-1.

Table 7.7.6.3-1: Deactivate Policy operation output parameters

| Parameter | Qualifier | Cardinality | Content | Description |
|-------------------------|-----------|-------------|--------------------------------------|--|
| deactivatedPolicyInfoId | M | 0..N | Identifier (Reference to PolicyInfo) | Identifier(s) of the deactivated NFV-MANO policy(ies). |

7.7.6.4 Operation results

In case of success, the NFV-MANO policy(ies) are deactivated in the VNFM, and a success indicator is returned to the EM. In case of failure, appropriate error information is returned.

7.7.7 Subscribe operation

7.7.7.1 Description

This operation enables the EM to subscribe with a filter for the notifications sent by the VNFM which are related to changes of a policy and any detected policy conflicts. Changes of a policy are related to operations of transferring policy, deleting policy, activating policy, deactivating policy, associating policy and disassociating policy.

Table 7.7.7.1-1 lists the information flow exchanged between the EM and the VNFM.

Table 7.7.7.1-1: Subscribe operation

| Message | Requirement | Direction |
|-------------------|-------------|-----------|
| SubscribeRequest | Mandatory | EM → VNFM |
| SubscribeResponse | Mandatory | VNFM → EM |

7.7.7.2 Input parameters

The input parameters sent when invoking the operation shall follow the indications provided in table 7.7.7.2-1.

Table 7.7.7.2-1: Subscribe operation input parameters

| Parameter | Qualifier | Cardinality | Content | Description |
|-----------|-----------|-------------|---------|--|
| filter | M | 1 | Filter | Input filter for selecting the notifications. This filter can contain information about specific types of notifications to subscribe to, or attributes of the PolicyInfo. Details are part of the protocol design. |

7.7.7.3 Output parameters

The output parameters returned by the operation shall follow the indications provided in table 7.7.7.3-1.

Table 7.7.7.3-1: Subscribe operation output parameters

| Parameter | Qualifier | Cardinality | Content | Description |
|----------------|-----------|-------------|------------|--|
| subscriptionId | M | 1 | Identifier | Identifier of the subscription realized. |

7.7.7.4 Operation results

After successful subscription, the consumer (EM) is registered to receive notifications about events related to changes of a policy and any detected policy conflicts.

The result of the operation shall indicate if the subscription has been successful or not with a standard success/error result. For a particular subscription, only notifications matching the filter will be delivered to the consumer.

7.7.8 Notify operation

7.7.8.1 Description

This operation notifies a subscriber about events related to notifications about changes of a policy and any detected policy conflicts.

This operation distributes notifications to subscribers. It is a one-way operation issued by the producer (VNFM) that cannot be invoked as an operation by the consumer (EM). In order to receive notifications, the consumer (EM) has to perform an explicit Subscribe operation beforehand.

Table 7.7.8.1-1 lists the information flow exchanged between the EM and the VNFM.

Table 7.7.8.1-1: Notify operation

| Message | Requirement | Direction |
|---------|-------------|-----------|
| Notify | Mandatory | VNFM → EM |

The following notifications can be notified/sent by this operation:

- PolicyChangeNotification. See clause 9.9.3.
- PolicyConflictNotification. See clause 9.9.4.

7.7.9 Terminate Subscription operation

7.7.9.1 Description

This operation enables the EM to terminate a particular subscription.

Table 7.7.9.1-1 lists the information flow exchanged between the EM and the VNFM.

Table 7.7.9.1-1: Terminate Subscription operation

| Message | Requirement | Direction |
|-------------------------------|-------------|-----------|
| TerminateSubscriptionRequest | Mandatory | EM → VNFM |
| TerminateSubscriptionResponse | Mandatory | VNFM → EM |

7.7.9.2 Input parameters

The input parameters sent when invoking the operation shall follow the indications provided in table 7.7.9.2-1.

Table 7.7.9.2-1: Terminate Subscription operation input parameters

| Parameter | Qualifier | Cardinality | Content | Description |
|----------------|-----------|-------------|------------|--|
| subscriptionId | M | 1 | Identifier | Identifier of the subscription to be terminated. |

7.7.9.3 Output parameters

None.

7.7.9.4 Operation results

After successful termination of a subscription, the identified subscription does not exist anymore, and the EM will not receive notifications related that subscription any longer. The result of the operation shall indicate if the subscription termination has been successful or not with a standard success/error result.

7.7.10 Query Subscription Info operation

7.7.10.1 Description

This operation enables the EM to query information about subscriptions.

Table 7.7.10.1-1 lists the information flow exchanged between the EM and the VNFM.

Table 7.7.10.1-1: Query Subscription Info operation

| Message | Requirement | Direction |
|-------------------------------|-------------|-----------|
| QuerySubscriptionInfoRequest | Mandatory | EM → VNFM |
| QuerySubscriptionInfoResponse | Mandatory | VNFM → EM |

7.7.10.2 Input parameters

The input parameters sent when invoking the operation shall follow the indications provided in table 7.7.10.2-1.

Table 7.7.10.2-1: Query Subscription Info operation input parameters

| Parameter | Qualifier | Cardinality | Content | Description |
|-----------|-----------|-------------|---------|--|
| filter | M | 1 | Filter | Filtering criteria to select one or a set of subscriptions. Details are part of the protocol design. |

7.7.10.3 Output parameters

The output parameters returned by the operation shall follow the indications provided in table 7.7.10.3-1.

Table 7.7.10.3-1: Query Subscription Info operation output parameters

| Parameter | Qualifier | Cardinality | Content | Description |
|-------------|-----------|-------------|---------------|---|
| queryResult | M | 0..N | Not specified | Information about the subscription(s) matching the query. |

7.7.10.4 Operation results

After successful operation, the VNFM has queried the internal subscription objects. The result of the operation indicates if it has been successful or not with a standard success/error result. For a particular query, information about the subscriptions to notifications related to changes of a policy and any detected policy conflicts that the EM has access to and that are matching the filter shall be returned.

7.7.11 Associate Policy operation

7.7.11.1 Description

This operation enables the EM to associate a MANO policy to one or multiple VNF instances in the VNFM.

Table 7.7.11.1-1 lists the information flow exchanged between the EM and the VNFM.

Table 7.7.11.1-1: Associate Policy operation

| Message | Requirement | Direction |
|-------------------------|-------------|-----------|
| AssociatePolicyRequest | Mandatory | EM → VNFM |
| AssociatePolicyResponse | Mandatory | VNFM → EM |

7.7.11.2 Input parameters

The input parameters sent when invoking the operation shall follow the indications provided in table 7.7.11.2-1.

Table 7.7.11.2-1: Associate Policy operation input parameters

| Parameter | Qualifier | Cardinality | Content | Description |
|--|-----------|-------------|--|--|
| policyInfoId | M | 1 | Identifier (Reference to PolicyInfo) | Identifier of policy information. |
| vnfInstanceId | M | 1..N | Identifier | Identifier(s) of the VNF instance(s) to associate policy to. See note. |
| NOTE: It is up to the protocol design stage to determine whether this operation will be modelled as a "bulk" operation that allows to associate a policy to multiple VNF instances in one request, or as a series of requests that associate the policy to one VNF instance at a time. | | | | |

7.7.11.3 Output parameters

The output parameters returned by the operation shall follow the indications provided in table 7.7.11.3-1.

Table 7.7.11.3-1: Associate Policy operation output parameters

| Parameter | Qualifier | Cardinality | Content | Description |
|---------------|-----------|-------------|------------|---|
| vnfInstanceId | M | 0..N | Identifier | Identifier(s) of the VNF instance(s) to which the policy has been associated. |

7.7.11.4 Operation results

After successful operation, the VNFM has associated the MANO policy to the VNF instance(s), and a success indicator is returned to the EM. In case of failure, appropriate error information is returned.

7.7.12 Disassociate Policy operation

7.7.12.1 Description

This operation enables the EM to disassociate a MANO policy from one or multiple VNF instances in the VNFM.

Table 7.7.12.1-1 lists the information flow exchanged between the EM and the VNFM.

Table 7.7.12.1-1: Disassociate Policy Info operation

| Message | Requirement | Direction |
|----------------------------|-------------|-----------|
| DisassociatePolicyRequest | Mandatory | EM → VNFM |
| DisassociatePolicyResponse | Mandatory | VNFM → EM |

7.7.12.2 Input parameters

The input parameters sent when invoking the operation shall follow the indications provided in table 7.7.12.2-1.

Table 7.7.12.2-1: Disassociate Policy operation input parameters

| Parameter | Qualifier | Cardinality | Content | Description |
|--|-----------|-------------|--------------------------------------|---|
| policyInfoId | M | 1 | Identifier (Reference to PolicyInfo) | Identifier of policy information. |
| vnfInstanceId | M | 1..N | Identifier | Identifier(s) of the VNF instance(s) to disassociate policy from. See note. |
| NOTE: It is up to the protocol design stage to determine whether this operation will be modelled as a "bulk" operation that allows to disassociate a policy from multiple VNF instances in one request, or as a series of requests that disassociate the policy from one VNF instance at a time. | | | | |

7.7.12.3 Output parameters

The output parameters returned by the operation shall follow the indications provided in table 7.7.12.3-1.

Table 7.7.12.3-1: Disassociate Policy operation output parameters

| Parameter | Qualifier | Cardinality | Content | Description |
|-------------|-----------|-------------|---------------|---|
| queryResult | M | 0..N | Not specified | Information about the subscription(s) matching the query. |

7.7.12.4 Operation results

After successful operation, the VNFM has disassociated the MANO policy from the VNF instance(s), and a success indicator is returned to the EM. In case of failure, appropriate error information is returned.

7.8 Void

8 EM exposed interfaces

8.1 Introduction

This clause defines the interfaces exposed by the EM towards the VNFM over the Ve-Vnfm reference point.

NOTE: The fact that information elements and attributes are presented in tabular form does not preclude protocol designs in which these information elements and attributes are encoded in different parts of request and response messages. For example, in a RESTful interface, parts of them may be encoded in the URL, in the message header, in the message body or any combination thereof.

8.2 Indicator Interface

8.2.1 Description

This interface allows the EM to provide information on value changes of VNF related indicators. VNF related indicators are declared in the VNFD.

The following operations are defined for this interface:

- Subscribe.
- Notify.
- Get Indicator Value.
- Terminate Subscription.

- Query Subscription Info.

8.2.2 Subscribe operation

8.2.2.1 Description

This operation enables the VNFM to subscribe with a filter for the notifications related to VNF indicator value changes sent by the EM.

NOTE: Specification of filtering mechanism is part of the protocol design.

Table 8.2.2.1-1 lists the information flow exchanged between the VNFM and the EM.

Table 8.2.2.1-1: Subscribe operation

| Message | Requirement | Direction |
|-------------------|-------------|-----------|
| SubscribeRequest | Mandatory | VNFM → EM |
| SubscribeResponse | Mandatory | EM → VNFM |

8.2.2.2 Input parameters

The input parameters sent when invoking the operation are listed in table 8.2.2.2-1.

Table 8.2.2.2-1: Subscribe operation input parameters

| Parameter | Qualifier | Cardinality | Content | Description |
|-----------|-----------|-------------|---------|---|
| filter | M | 1 | Filter | Input filter for selecting VNFs and related indicators. |

8.2.2.3 Output parameters

The output parameters returned by the operation are listed in table 8.2.2.3-1.

Table 8.2.2.3-1: Subscribe operation output parameters

| Parameter | Qualifier | Cardinality | Content | Description |
|----------------|-----------|-------------|------------|--|
| subscriptionId | M | 1 | Identifier | Identifier of the subscription returned. |

8.2.2.4 Operation results

As a result of this operation, the EM shall indicate to the VNFM in the SubscribeResponse message whether the subscription was successful or not.

For a particular subscription, only notifications matching the filter will be delivered to the consumer.

8.2.3 Notify operation

8.2.3.1 Description

This operation distributes notifications to subscribers. It is a one-way operation issued by the EM towards the VNFM that cannot be invoked as an operation by the consumer (VNFM).

In order to receive notifications, the VNFM shall have a subscription.

Table 8.2.3.1-1 lists the information flow exchanged between the VNFM and the EM.

Table 8.2.3.1-1: Notify operation

| Message | Requirement | Direction |
|---------|-------------|-----------|
| Notify | Mandatory | EM → VNFM |

The following notification can be notified/sent by this operation:

- IndicatorValueChangeNotification see clause 9.6.2.

8.2.4 Get Indicator Value operation

8.2.4.1 Description

This operation enables VNFM to request the actual value of a given indicator from the EM.

Table 8.2.4.1-1 lists the information flow exchanged between the VNFM and the EM.

Table 8.2.4.1-1: Get Indicator Value operation

| Message | Requirement | Direction |
|---------------------------|-------------|-----------|
| GetIndicatorValueRequest | Mandatory | VNFM → EM |
| GetIndicatorValueResponse | Mandatory | EM → VNFM |

8.2.4.2 Input parameters

The input parameters sent when invoking the operation are listed in table 8.2.4.2-1.

Table 8.2.4.2-1: Get Indicator Value operation input parameters

| Parameter | Qualifier | Cardinality | Content | Description |
|-----------|-----------|-------------|---------|---|
| filter | M | 1 | Filter | Input filter for selecting VNFs and related indicators. |

8.2.4.3 Output parameters

The output parameters returned by the operation are listed in table 8.2.4.3-1.

Table 8.2.4.3-1: Get Indicator Value operation output parameters

| Parameter | Qualifier | Cardinality | Content | Description |
|----------------------|-----------|-------------|----------------------|---|
| indicatorInformation | M | 0..N | IndicatorInformation | The requested indicator values as a complex structure having the VNF Instance ID, Indicator and the value of the Indicator. |

8.2.4.4 Operation results

The result of the operation indicates if it has been successful or not with a standard success/error result. For a particular request, only indicators matching the filter will be delivered to the VNFM.

8.2.5 Terminate Subscription operation

8.2.5.1 Description

This operation enables the VNFM to terminate a particular subscription.

Table 8.2.5.1-1 lists the information flow exchanged between the VNFM and the EM.

Table 8.2.5.1-1: Terminate Subscription operation

| Message | Requirement | Direction |
|-------------------------------|-------------|-----------|
| TerminateSubscriptionRequest | Mandatory | VNFM → EM |
| TerminateSubscriptionResponse | Mandatory | EM → VNFM |

8.2.5.2 Input parameters

The input parameters sent when invoking the operation shall follow the indications provided in table 8.2.5.2-1.

Table 8.2.5.2-1: Terminate Subscription operation input parameters

| Parameter | Qualifier | Cardinality | Content | Description |
|----------------|-----------|-------------|------------|--|
| subscriptionId | M | 1 | Identifier | Identifier of the subscription to be terminated. |

8.2.5.3 Output parameters

None.

8.2.5.4 Operation results

After successful termination of a subscription, the identified subscription does not exist anymore, and the VNFM will not receive notifications related that subscription any longer. The result of the operation shall indicate if the subscription termination has been successful or not with a standard success/error result.

8.2.6 Query Subscription Info operation

8.2.6.1 Description

This operation enables the VNFM to query information about subscriptions.

Table 8.2.6.1-1 lists the information flow exchanged between the VNFM and the EM.

Table 8.2.6.1-1: Query Subscription operation

| Message | Requirement | Direction |
|-------------------------------|-------------|-----------|
| QuerySubscriptionInfoRequest | Mandatory | VNFM → EM |
| QuerySubscriptionInfoResponse | Mandatory | EM → VNFM |

8.2.6.2 Input parameters

The input parameters sent when invoking the operation shall follow the indications provided in table 8.2.6.2-1.

Table 8.2.6.2-1: Query Subscription Info operation input parameters

| Parameter | Qualifier | Cardinality | Content | Description |
|-----------|-----------|-------------|---------|--|
| filter | M | 1 | Filter | Filtering criteria to select one or a set of subscriptions. Details are part of the protocol design. |

8.2.6.3 Output parameters

The output parameters returned by the operation shall follow the indications provided in table 8.2.6.3-1.

Table 8.2.6.3-1: Query Subscription Info operation output parameters

| Parameter | Qualifier | Cardinality | Content | Description |
|-------------|-----------|-------------|---------------|---|
| queryResult | M | 0..N | Not specified | Information about the subscription(s) matching the query. |

8.2.6.4 Operation results

After successful operation, the EM has queried the internal subscription objects. The result of the operation indicates if it has been successful or not with a standard success/error result. For a particular query, information about the subscriptions to notifications related to VNF indicator value changes that the VNFM has access to and that are matching the filter shall be returned.

8.3 LCM Coordination interface

8.3.1 Description

This interface enables a VNFM to request an EM to perform coordinative actions during LCM operations.

The following operations shall be supported:

- CoordinateLcmOperation.

8.3.2 CoordinateLcmOperation operation

8.3.2.1 Description

This operation enables a VNFM to request the coordination of an LCM operation with management operations executed in the EM. The coordination may be required at various stages of the LCM operation. The corresponding execution of the LCM operation within the VNFM will be paused until the response is received or no response is received until the expiration of a timer.

The response includes an indication whether to resume the LCM operation execution and may include additional information. The response also allows to ask the VNFM to delay the execution of the LCM operation after receiving the response by sending a delay time in the response. In case a delay value is provided, there are two modes for the VNFM:

- The VNFM shall send another coordination request after the indicated delay if it intends to continue the operation.
- The VNFM can continue the LCM operation after the delay.

Table 8.3.2.1-1 lists the information flow exchanged between the EM and the VNFM.

NOTE: As part of the protocol design stage, it is foreseen that the cancellation of a pending delay will be specified.

Table 8.3.2.1-1: CoordinateLcmOperation operation

| Information Flow | Requirement | Direction |
|--------------------------------|-------------|-----------|
| CoordinateLcmOperationRequest | Mandatory | VNFM → EM |
| CoordinateLcmOperationResponse | Mandatory | EM → VNFM |

8.3.2.2 Input parameters

The input parameters sent when invoking the operation are provided in table 8.3.2.2-1.

Table 8.3.2.2-1: CoordinateLcmOperation operation input parameters

| Parameter | Qualifier | Cardinality | Content | Description |
|---|-----------|-------------|---------------|--|
| vnfInstanceId | M | 1 | Identifier | Uniquely identifies the VNF instance. |
| lifecycleOperationOccurrenceId | M | 1 | Identifier | The identifier of LCM operation occurrence concerning the coordination. |
| operationType | M | 1 | Not specified | Indicates the type of LCM operation concerning the coordination (see note 1). Possible operations are: <ul style="list-style-type: none"> • CreateSnapshot, • RevertToSnapshot, • ChangeCurrentVnfPackage. |
| operationStage | M | 0..1 | Not specified | Indicates the stage of the LCM operation concerning the coordination (see notes 1 and 2). |
| operationParam | M | 0..1 | Not specified | Additional parameters passed by the VNFM as input to the coordination with the VNF (see note 1). |
| NOTE 1: The listed values refer to VNF LCM operations that may use the LCM Coordination interface. | | | | |
| NOTE 2: The intention is to indicate the stage of the LCM operation related to the coordination, e.g. at the start of the operation, at a particular stage during the operation, or at the end of the operation. The valid values and whether or not this attribute is applicable is specific to the operation. | | | | |

8.3.2.3 Output parameters

The output parameters sent when responding to the operation is provided in table 8.3.2.3-1.

Table 8.3.2.3-1: CoordinateLcmOperation operation output parameters

| Parameter | Qualifier | Cardinality | Content | Description |
|----------------------|-----------|-------------|---------------|---|
| operationAction | M | 1 | Enum | Indicates how the LCM operation execution is to be continued. VALUES: <ul style="list-style-type: none"> • ABORT • CONTINUE • CONTINUE_AFTER_DELAY • RETRY_AFTER_DELAY |
| operationResumeDelay | M | 0..1 | TimeDuration | The time interval to wait until the new coordination request is to be sent ("RETRY AFTER DELAY" operationAction) or the LCM operation execution can be resumed ("CONTINUE AFTER DELAY" operationAction). Only present in case the operationAction indicates a delay. |
| additionalInfo | M | 0..1 | Not specified | Additional information on the result of the coordination with the VNF, e.g. on the reason for the indicated operationAction. |

8.3.2.4 Operation results

As a result of this operation, the EM shall indicate to the VNFM in the CoordinateLcmOperationResponse message whether the requested coordination with the VNF was successful or not.

Upon reception of a `CoordinateLcmOperationResponse` message, the VNFM has gathered information from the affected VNF to continue, delay or abort an LCM operation based on the success of the coordination with the VNF.

9 Information elements exchanged over reference point Ve-Vnfm

9.1 Introduction

This clause defines, or references, definitions of information elements used in the interfaces defined in the present document.

The specification of the following information elements is part of the protocol design:

- String.
- Integer.
- Identifier.
- Filter.
- DateTime.
- Value.
- Version.
- KeyValuePair.

9.2 Information elements and notifications related to VNF Configuration Management

9.2.1 Introduction

This clause defines information elements and notifications related to VNF configuration management.

9.2.2 VnfConfiguration information element

9.2.2.1 Description

This data type provides the list of attributes for the configuration of a VNF instance.

9.2.2.2 Attributes

The VnfConfiguration information element shall follow the indications provided in table 9.2.2.2-1.

Table 9.2.2.2-1: Attributes of the VnfConfiguration information element

| Attribute | Qualifier | Cardinality | Content | Description |
|---|-----------|-------------|-----------------|--|
| cpConfiguration | M | 0..N | CpConfiguration | External CPs See clause 9.2.4. |
| dhcpServer | M | 0..1 | Not specified | Identifies a DHCP server that the VNF can use to obtain IP addresses to be assigned to its external CPs. |
| vnfSpecificData | M | 0..N | KeyValuePair | Configuration object containing values of VNF configurable properties (see VnfConfigurableProperties in clause 7.1.12 of ETSI GS NFV-IFA 011 [4]) applicable to whole VNF instance. See notes 1 and 2. |
| NOTE 1: Cardinality "0" applies to information elements that are not requested to be modified. | | | | |
| NOTE 2: These data can be generated by LCM scripts available in the VNF package and executed by the VNFM, or be provided by the EM or NFVO. | | | | |

9.2.3 VnfcConfiguration information element

9.2.3.1 Description

This data type provides the list of attributes for the configuration of a VNFC instance.

9.2.3.2 Attributes

The VnfcConfiguration information element shall follow the indications provided in table 9.2.3.2-1.

Table 9.2.3.2-1: Attributes of the VnfcConfiguration information element

| Attribute | Qualifier | Cardinality | Content | Description |
|---|-----------|-------------|-----------------|--|
| vnfcId | M | 1 | Identifier | Uniquely identifies a VNFC instance within the namespace of a specific VNF instance. |
| cp | M | 0..N | CpConfiguration | Internal CPs. See clause 9.2.4. |
| dhcpServer | M | 0..1 | Not specified | Identifies a DHCP server that the VNF can use to obtain IP addresses to be assigned to its CPs. |
| vnfcSpecificData | M | 0..N | KeyValuePair | Configuration object containing values of VNFC configurable properties (see VnfcConfigurableProperties in clause 7.1.6.7 of ETSI GS NFV-IFA 011 [4]) applicable to a specific VNFC instance. See note. |
| NOTE: These data can be generated by LCM scripts available in the VNF package and executed by the VNFM, or be provided by the EM or NFVO. | | | | |

9.2.4 CpConfiguration information element

9.2.4.1 Description

This data type provides the list of attributes for the configuration of a CP instance.

9.2.4.2 Attributes

The CpConfiguration information element shall follow the indications provided in table 9.2.4.2-1.

Table 9.2.4.2-1: Attributes of the CpConfiguration information element

| Attribute | Qualifier | Cardinality | Content | Description |
|-----------|-----------|-------------|---------------|---|
| cpId | M | 1 | Identifier | Uniquely identifies a CP instance within the namespace of a specific VNF instance or VNFC instance. |
| cpLabel | M | 1 | Not specified | Uniquely identifies a type of CP instance within the namespace of a VNFD. |
| address | M | 1..N | CpAddress | Address and Port assigned to the CP. See clause 9.2.5. |

9.2.5 CpAddress information element

9.2.5.1 Description

This data type provides the list of attributes associated to a CP instance address.

9.2.5.2 Attributes

The CpAddress information element shall follow the indications provided in table 9.2.5.2-1.

Table 9.2.5.2-1: Attributes of the CpAddress information element

| Attribute | Qualifier | Cardinality | Content | Description |
|---|-----------|-------------|---------------|---|
| layerProtocol | M | 0..1 | Enum | Identifies which protocol the CP uses for connectivity purposes. VALUES: <ul style="list-style-type: none"> • IP_OVER_ETHERNET • Etc. |
| address | M | 0..1 | Not specified | The address assigned to the CP instance (e.g. IP address, MAC address, etc.). It shall be provided for configuring a fixed address. See note. |
| useDynamicAddress | M | 0..1 | Boolean | It determines whether an address shall be assigned dynamically. It shall be provided if a dynamic address needs to be configured on the CP. |
| port | M | 0..1 | Not specified | The port assigned to the CP instance (e.g. IP port number, Ethernet port number, etc.). |
| NOTE: The address information shall be compatible with the layerProtocol attribute. | | | | |

9.2.6 VnfcConfigurationKvp information element

9.2.6.1 Description

This information element provides the list of key value pairs for the configuration of a VNFC instance.

9.2.6.2 Attributes

The VnfcConfigurationKvp information element shall follow the indications provided in table 9.2.6.2-1.

Table 9.2.6.2-1: Attributes of the VnfcConfigurationKvp information element

| Attribute | Qualifier | Cardinality | Content | Description |
|---------------|-----------|-------------|--------------|---|
| vnfcId | M | 1 | Identifier | Uniquely identifies a VNFC instance within the namespace of a specific VNF instance. |
| vnfcConfigKvp | M | 1..N | KeyValuePair | Configuration data for the VNFC instance. Configuration data can include values for the properties that are declared as configurable in the VNFD (see VnfcConfigurableProperties in clause 7.1.6.7 of ETSI GS NFV-IFA 011 [4]). |

9.2.7 Void

9.3 Information elements and notifications related to VNF Fault Management

9.3.1 Introduction

This clause defines information elements and notifications related to VNF Fault Management.

9.3.2 AlarmNotification

9.3.2.1 Description

This notification informs the receiver of alarms related to the VNFs and their constituent VNFCs managed by the VNFM. Alarms are created in response to:

- faults detected by the VNFM; and
- faults generated due to changes in the state of virtualised resources used by the VNFs and their constituent VNFC instances managed by the VNFM.

NOTE: The alarms may be triggered by either upcoming NFVI operation and maintenance or changes in the state of the virtualised resources.

The notification is mandatory.

9.3.2.2 Trigger conditions

- An alarm has been created.
- An alarm has been updated, e.g. if the severity of the alarm has changed.

9.3.2.3 Attributes

The AlarmNotification shall follow the indications provided in table 9.3.2.3-1.

Table 9.3.2.3-1: Attributes of the AlarmNotification

| Attribute | Qualifier | Cardinality | Content | Description |
|-----------|-----------|-------------|---------|---|
| alarm | M | 1 | Alarm | Information about an alarm including AlarmId, affected VNF identifier, affected VNFC identifiers, and FaultDetails. For notifications related to changes in the state of virtualised resources (indicated using the attribute faultType), the alarm shall indicate: <ul style="list-style-type: none"> the cause for the state change of the virtualised resource using the attribute probableCause, with possible values such as: maintenance of NFVI component, evacuation of NFVI component, etc.; the identifier of the origin (VIM) responsible for the management of the virtualised resource with state change using the attribute faultDetails. |

9.3.3 AlarmClearedNotification

9.3.3.1 Description

This notification informs the receiver of the clearing of an alarm related to the VNFs and their constituent VNFCs managed by the VNFM, e.g. the alarm's perceived severity is set to "cleared" since the corresponding fault has been solved.

The notification is mandatory.

9.3.3.2 Trigger conditions

- An alarm has been cleared.

9.3.3.3 Attributes

The AlarmClearedNotification shall follow the indications provided in table 9.3.3.3-1.

Table 9.3.3.3-1: Attributes of the AlarmClearedNotification

| Attribute | Qualifier | Cardinality | Content | Description |
|------------------|-----------|-------------|---------------------------------|--|
| alarmId | M | 1 | Identifier (Reference to Alarm) | Alarm identifier. |
| alarmClearedTime | M | 1 | DateTime | Timestamp indicating when the alarm was cleared. |

9.3.4 Alarm information element

9.3.4.1 Description

The Alarm information element encapsulates information about an alarm.

9.3.4.2 Attributes

The Alarm information element shall follow the indications provided in table 9.3.4.2-1.

Table 9.3.4.2-1: Attributes of the Alarm information element

| Attribute | Qualifier | Cardinality | Content | Description |
|-----------|-----------|-------------|------------|---|
| alarmId | M | 1 | Identifier | Identifier of this Alarm information element. |

| Attribute | Qualifier | Cardinality | Content | Description |
|---|-----------|-------------|---------------------------------|---|
| managedObjectId | M | 1 | Identifier | Identifier of the affected managed object. The managed objects for this information element will be VNF instances. |
| vnfclId | M | 1..N | Identifier | Identifier of the affected VNFC(s). |
| rootCauseFaultyResource | M | 0..1 | FaultyResourceInfo | The virtualised resources that are causing the VNF/VNFC fault. Shall be present if the alarm affects virtualised resources. See note 1. |
| alarmRaisedTime | M | 1 | DateTime | Timestamp indicating when the alarm is raised by the managed object. |
| alarmChangedTime | M | 0..1 | DateTime | Timestamp indicating when the alarm was last changed. It shall be present if the alarm has been updated. |
| alarmClearedTime | M | 0..1 | DateTime | Timestamp indicating when the alarm was cleared. It shall be present if the alarm has been cleared. |
| ackState | M | 1 | Enum | State of the alarm. VALUES: <ul style="list-style-type: none"> ACKNOWLEDGED UNACKNOWLEDGED |
| perceivedSeverity | M | 1 | Enum | Perceived severity of the managed object failure. VALUES: <ul style="list-style-type: none"> CRITICAL MAJOR MINOR WARNING INDETERMINATE CLEARED |
| eventTime | M | 1 | DateTime | Timestamp indicating when the fault was observed. See note 2. |
| eventType | M | 1 | Enum | Type of the event. The values for the eventType attribute use the event type defined in Recommendation ITU-T X.733 [5]. VALUES: <ul style="list-style-type: none"> COMMUNICATIONS_ALARM PROCESSING_ERROR_ALARM ENVIRONMENTAL_ALARM QOS_ALARM EQUIPMENT_ALARM |
| faultType | M | 0..1 | String | Additional information related to the type of the fault. |
| probableCause | M | 1 | String | Information about the probable cause of the fault. |
| isRootCause | M | 1 | Boolean | Attribute indicating if this fault is the root for other correlated alarms. If TRUE, then the alarms listed in the Attribute CorrelatedAlarmId are caused by this fault. |
| correlatedAlarmId | M | 0..N | Identifier (Reference to Alarm) | List of identifiers of other alarms correlated to this fault. |
| faultDetails | M | 0..N | Not specified | Provides additional information about the fault. See notes 1 and 2. |
| NOTE 1: For a warning about upcoming impact due to NFVI operation and maintenance the rootCauseFaultyResource indicates a resource to be impacted. Further information on the upcoming impact (e.g. group of impacted resources, time of impact) is provided in the faultDetails attribute. | | | | |
| NOTE 2: When alarms are due to upcoming NFVI operation and maintenance, the faultDetails shall include information about the anticipated time of the maintenance. | | | | |

9.3.5 FaultyResourceInfo information element

9.3.5.1 Description

The FaultyResourceInfo information element encapsulates information about faulty resource that has a negative impact on a VNF.

9.3.5.2 Attributes

The FaultyResourceInfo information element shall follow the indications provided in table 9.3.5.2-1.

Table 9.3.5.2-1: Attributes of the FaultyResourceInfo information element

| Attribute | Qualifier | Cardinality | Content | Description |
|--------------------|-----------|-------------|----------------|---|
| faultyResource | M | 1 | ResourceHandle | Information that identifies the faulty resource instance and its managing entity. See clause 9.4.7. |
| faultyResourceType | M | 1 | Enum | Type of the faulty resource. VALUES: <ul style="list-style-type: none"> • COMPUTE • STORAGE • NETWORK |

9.3.6 AlarmListRebuiltNotification

9.3.6.1 Description

This notification informs the receiver that the active alarm list has been rebuilt by the VNFM. Upon receipt of this notification, the receiver need to use the "Get Alarm List" operation to synchronize its view on current active alarms with that of the VNFM.

The notification is mandatory.

9.3.6.2 Trigger conditions

- Active alarm list has been rebuilt by the VNFM, e.g. if the VNFM detects its storage holding the alarm list is corrupted.

9.3.6.3 Attributes

The AlarmListRebuiltNotification does not contain any attributes.

9.4 Information elements related to VNF Lifecycle Management

9.4.1 Introduction

This clause defines information elements related to VNF Lifecycle Management.

9.4.2 VnfInfo information element

9.4.2.1 Description

The VnfInfo information element provides run-time information about a VNF instance.

NOTE: In ETSI GS NFV-MAN 001 [i.3], the concept of the VNF record (VNFR) was introduced which is a model for the totality of information managed by the VNFM regarding a running VNF instance. VNFR is not used in the present document.

9.4.2.2 Attributes

The VnfInfo information element shall follow the indications provided in table 9.4.2.2-1.

Table 9.4.2.2-1: Attributes of the VnfInfo information element

| Attribute | Qualifier | Cardinality | Content | Description |
|-------------------------|-----------|-------------|-----------------------------------|---|
| vnfInstanceId | M | 1 | Identifier | Identifier of the VNF instance that is represented by this VnfInfo information element. |
| vnfInstanceName | M | 0..1 | String | VNF instance name. See note 1. |
| vnfInstanceDescription | M | 0..1 | String | Human-readable description of the VNF instance. See note 1. |
| vnfdId | M | 1 | Identifier (Reference to Vnfd) | Identifier of the VNFD on which the VNF instance is based. See notes 1, 2 and 4. |
| vnfProvider | M | 1 | String | See note 3. |
| vnfProductName | M | 1 | String | See note 3. |
| vnfSoftwareVersion | M | 1 | Version | See note 3. |
| vnfdVersion | M | 1 | Version | See note 3. |
| vnfConfigurableProperty | M | 0..N | KeyValuePair | Additional VNF-specific attributes that provide the current values of the configurable properties of the VNF instance. These attributes represent values that are stored persistently in the VnfInfo information element and that correspond to configuration parameters of the VNF instance. Modifying the values of these attributes directly affects the configuration of the VNF instance if it exists. Configurable properties referred in this attribute shall be declared in the VNFD (see clause 7.1.12 in ETSI GS NFV-IFA 011 [4]). See notes 1 and 5. |
| instantiationState | M | 1 | Enum | The instantiation state of the VNF instance. VALUES: <ul style="list-style-type: none"> NOT_INSTANTIATED: VNF instance is terminated or not instantiated, and the identifier of the VNF instance exists INSTANTIATED: VNF instance is instantiated |
| instantiatedVnfInfo | M | 0..1 | InstantiatedVnfInfo | Information specific to an instantiated VNF instance. Shall be present if the VNF is in INSTANTIATED instantiation state. |
| metadata | M | 0..N | KeyValuePair | Additional VNF-specific attributes that provide metadata describing the VNF instance. These attributes represent values that are stored persistently in the VnfInfo information element for consumption by functional blocks that invoke the VNF lifecycle management interface. They are not consumed by the VNFM or the lifecycle management scripts. Modifying the values of these attributes has no effect on the VNF instance, it only affects the information represented in VnfInfo. Metadata that the VNF provider foresees shall be declared in the VNFD (see clause 7.1.14.2 in ETSI GS NFV-IFA 011 [4]). The VNFM shall accept requests to write metadata that are not declared in the VNFD. See note 1. |

| Attribute | Qualifier | Cardinality | Content | Description |
|--|-----------|-------------|--------------|---|
| extension | M | 0..N | KeyValuePair | <p>Additional VNF-specific attributes that affect the lifecycle management of this VNF instance. These attributes represent values that are stored persistently in the VnfInfo information element for consumption by the VNFM, or the lifecycle management scripts during the execution of VNF lifecycle management operations.</p> <p>Modifying the values of these attributes has no direct effect on the VNF instance; however, the modified attribute values can be considered during subsequent VNF lifecycle management operations, which means that the modified values can indirectly affect the configuration of the VNF instance.</p> <p>All extensions that are allowed for the VNF shall be declared in the VNFD (see clause 7.1.14.2 in ETSI GS NFV-IFA 011 [4]). See note 1.</p> |
| <p>NOTE 1: This attribute in the VnfInfo shall be writable through the Modify VNF information operation (refer to clause 7.2.12).</p> <p>NOTE 2: This identifier, which is managed by the VNF provider, identifies the VNF Package and the VNFD in a globally unique way.</p> <p>NOTE 3: See ETSI GS NFV-IFA 011 [4], clause 7.1.2.2. This information is copied from the VNFD of the on-boarded VNF Package which was used to instantiate the VNF instance.</p> <p>NOTE 4: Modifying the value of this attribute can be performed when no conflicts exist between the previous and the newly referred VNF Package, e.g. when the new VNFD is not changed with respect to the previous VNFD apart from referencing to other VNF software image(s). In order to avoid misalignment of the VnfInfo with the current VNF's on-boarded VNF Package, the values copied from the VNFD of the on-boarded VNF Package (see note 3) need to be kept in sync.</p> <p>NOTE 5: VNF configurable properties are sometimes also referred to as configuration parameters applicable to a VNF. Some of these are set prior to instantiation and cannot be modified if the VNF is instantiated, some are set prior to instantiation (are part of initial configuration) and can be modified later, and others can be set only after instantiation. The applicability of certain configuration may depend on the VNF and the required operation of the VNF at a certain point in time.</p> | | | | |

9.4.3 InstantiatedVnfInfo information element

9.4.3.1 Description

This information element provides run-time information specific to an instantiated VNF instance.

Annex A provides examples illustrating the relationship among the different run-time information elements (CP, VL and link ports) used to represent the connectivity of a VNF.

9.4.3.2 Attributes

The InstantiatedVnfInfo information element shall follow the indications provided in table 9.4.3.2-1.

Table 9.4.3.2-1: Attributes of the InstantiatedVnfInfo information element

| Attribute | Qualifier | Cardinality | Content | Description |
|-----------|-----------|-------------|---------------------------------|---|
| flavourId | M | 1 | Identifier (Reference to VnfDf) | Identifier of the VNF DF applied to this VNF instance. See note 1. |
| vnfState | M | 1 | Enum | <p>The state of the VNF instance.</p> <p>VALUES:</p> <ul style="list-style-type: none"> • STARTED • STOPPED |

| Attribute | Qualifier | Cardinality | Content | Description |
|---|-----------|-------------|----------------------------|--|
| scaleStatus | M | 0..N | ScaleInfo | Scale status of the VNF, one entry per aspect. Shall be present if the VNF supports scaling. Represents for every scaling aspect how "big" the VNF has been scaled w.r.t. that aspect. See note 2. |
| maxScaleLevel | M | 0..N | ScaleInfo | Maximum allowed scale levels of the VNF, one entry per aspect, as defined in the VNFD. This attribute shall be present if the VNF supports scaling. Represents for every scaling aspect how "big" the VNF can be scaled w.r.t. that aspect. See note 2. |
| extCpInfo | M | 1..N | VnfExtCpInfo | External CPs exposed by the VNF instance. |
| extVirtualLinkInfo | M | 0..N | ExtVirtualLinkInfo | External VLS the VNF instance is connected to. |
| extManagedVirtualLinkInfo | M | 0..N | ExtManagedVirtualLinkInfo | Externally-managed internal VLS of the VNF instance. See note 4. |
| monitoringParameter | M | 0..N | Not specified | Performance metrics tracked by VNFM (e.g. for auto-scaling purposes). See note 3. |
| localizationLanguage | M | 0..1 | Not specified | Information about localization language of the VNF (includes e.g. strings in the VNFD). The localization languages supported by a VNF can be declared in the VNFD, and localization language selection can take place at instantiation time. |
| vnfcResourceInfo | M | 0..N | VnfcResourceInfo | Information on the virtualised compute and storage resource(s) used by the VNFCs of the VNF instance. |
| vnfVirtualLinkResourceInfo | M | 0..N | VnfVirtualLinkResourceInfo | Information on the virtualised network resource(s) used by the VLS of the VNF instance. |
| virtualStorageResourceInfo | M | 0..N | VirtualStorageResourceInfo | Information on the virtualised storage resource(s) used as storage for the VNF instance. |
| vnfcInfo | M | 0..N | VnfcInfo | The information items about the selected VNFC instance(s). |
| NOTE 1: The VnfDf information element is defined in ETSI GS NFV-IFA 011 [4], clause 7.1.8.2. | | | | |
| NOTE 2: For every scaling aspect, the information provided by the "scaleStatus" and "maxScaleLevel" attributes allows an external entity to derive how many scaling steps are possible for scaling in or scaling out a VNF instance. Per aspect, the number of steps possible to scale in corresponds to the "scaleLevel" attribute for that aspect in the "scaleStatus" information element, and the possible number of steps to scale out corresponds to the difference between "maxScaleLevel" for that aspect, and the "scaleLevel" attribute for that aspect in the "scaleStatus" information element. | | | | |
| NOTE 3: The monitoring parameters to be tracked by VNFM are identified by VNF provider in the VNFD. The VNFM collects the values of identified performance metrics using one or more locally initiated PM Jobs. | | | | |
| NOTE 4: It is possible to have several ExtManagedVirtualLinkInfo for the same VNF internal VL in case of a multi-site VNF spanning several VIMs. The set of ExtManagedVirtualLinkInfo corresponding to the same VNF internal VL shall indicate so by referencing to the same VnfVirtualLinkDesc and externally-managed multi-site VL instance (refer to clause 9.4.10). | | | | |

9.4.4 VnfcResourceInfo information element

9.4.4.1 Description

This information element provides information on virtualised compute and storage resources used by a VNFC in a VNF instance.

9.4.4.2 Attributes

The VnfcResourceInfo information element shall follow the indications provided in table 9.4.4.2-1.

Table 9.4.4.2-1: Attributes of the VnfcResourceInfo information element

| Attribute | Qualifier | Cardinality | Content | Description |
|-------------------|-----------|-------------|--|---|
| vnfcInstanceid | M | 1 | Identifier | Identifier of this VNFC instance. |
| vduId | M | 1 | Identifier (Reference to Vdu) | Reference to the applicable Vdu information element in the VNFD. |
| vnfdId | M | 0..1 | Identifier (Reference to Vnfd) | Identifier of the VNFD. Shall be present in case the value differs from the vnfdId attribute of the VNF instance (e.g. during a "Change current VNF package" operation or due to its final failure). |
| computeResource | M | 1 | ResourceHandle | Reference to the VirtualCompute resource. Detailed information is (for new and modified resources) or has been (for removed resources) available from the VIM. |
| storageResourceid | M | 0..N | Identifier (Reference to VirtualStorageResourceInfo) | Reference(s) to the VirtualStorage resource(s). Information about the resource(s) is available from the VIM. |
| reservationId | M | 0..1 | Identifier | The reservation identifier applicable to the resource. It shall be present when an applicable reservation exists. |
| vnfcCpInfo | M | 1..N | VnfcCpInfo | CP(s) of the VNFC instance. |
| metadata | M | 0..N | KeyValuePair | Metadata about this resource. |

9.4.5 VnfVirtualLinkResourceInfo information element

9.4.5.1 Description

This information element provides information on virtualised network resources used by an internal VL instance in a VNF.

9.4.5.2 Attributes

The VnfVirtualLinkResourceInfo information element shall follow the indications provided in table 9.4.5.2-1.

Table 9.4.5.2-1: Attributes of the VnfVirtualLinkResourceInfo information element

| Attribute | Qualifier | Cardinality | Content | Description |
|-----------------------|-----------|-------------|--|---|
| virtualLinkInstanceld | M | 1 | Identifier | Identifier of this VL instance. |
| vnfVirtualLinkDescId | M | 1 | Identifier (Reference to VnfVirtualLinkDesc) | Identifier of the VNF Virtual Link Descriptor (VLD) in the VNFD. |
| vnfdId | M | 0..1 | Identifier (Reference to Vnfd) | Identifier of the VNFD. Shall be present in case the value differs from the vnfdId attribute of the VNF instance (e.g. during a "Change current VNF package" operation or due to its final failure). |
| networkResource | M | 1 | ResourceHandle | Reference to the VirtualNetwork resource. Detailed information is (for new and modified resources) or has been (for removed resources) available from the VIM. |
| reservationId | M | 0..1 | Identifier | The reservation identifier applicable to the resource. It shall be present when an applicable reservation exists. |
| vnfLinkPort | M | 0..N | VnfLinkPortInfo | Links ports of this VL. |
| metadata | M | 0..N | KeyValuePair | Metadata about this resource. |

9.4.6 VirtualStorageResourceInfo information element

9.4.6.1 Description

This information element provides information on virtualised storage resources used by a storage instance in a VNF.

9.4.6.2 Attributes

The VirtualStorageResourceInfo information element shall follow the indications provided in table 9.4.6.2-1.

Table 9.4.6.2-1: Attributes of the VirtualStorageResourceInfo information element

| Attribute | Qualifier | Cardinality | Content | Description |
|--------------------------|-----------|-------------|--|---|
| virtualStorageInstanceld | M | 1 | Identifier | Identifier of this virtual storage resource instance. |
| virtualStorageDescId | M | 1 | Identifier (Reference to VirtualStorageDesc) | Identifier of the VirtualStorageDesc in the VNFD. |
| vnfdId | M | 0..1 | Identifier (Reference to Vnfd) | Identifier of the VNFD. Shall be present in case the value differs from the vnfdId attribute of the VNF instance (e.g. during a "Change current VNF package" operation or due to its final failure). |
| storageResource | M | 1 | ResourceHandle | Reference to the VirtualStorage resource(s). Detailed information is (for new and modified resources) or has been (for removed resources) available from the VIM. |
| reservationId | M | 0..1 | Identifier | The reservation identifier applicable to the resource. It shall be present when an applicable reservation exists. |
| metadata | M | 0..N | KeyValuePair | Metadata about this resource. |

9.4.7 ResourceHandle information element

9.4.7.1 Description

This information element provides information that allows addressing a resource that is used by a VNF instance.

Information about the resource is available to the VNFM from the corresponding Virtualised Compute/Storage/Network Resource Management interfaces. Table 9.4.7.1-1 shows the relationship between the resourceId attribute of ResourceHandle specified in the present document and the resource identifiers used in the aforementioned interfaces specified in ETSI GS NFV-IFA 006 [1].

Table 9.4.7.1-1: Relationship between resource identifiers

| Attribute in Ve-Vnfm-em | Type, Interface, information element and attribute in ETSI GS NFV-IFA 006 [1] | | |
|---------------------------|---|---|-----------------------------------|
| | Type | Interface | Information element and attribute |
| ResourceHandle:resourceId | Compute | Virtualised Compute Resource Management | VirtualCompute:computeId |
| | Storage | Virtualised Storage Resource Management | VirtualStorage:storageId |
| | Network | Virtualised Network Resource Management | VirtualNetwork:networkResourceId |

9.4.7.2 Attributes

The ResourceHandle information element shall follow the indications provided in table 9.4.7.2-1.

Table 9.4.7.2-1: Attributes of the ResourceHandle information element

| Attribute | Qualifier | Cardinality | Content | Description |
|---|-----------|-------------|---|--|
| vimConnectionId | CM | 0..1 | Identifier (Reference to VimConnectionInfo) | Reference to the identifier of the VimConnectionInfo information element defining the VIM connection to manage this resource. This attribute shall be supported when VNF-related Resource Management in direct mode is applicable. See note 1. |
| resourceProviderId | CM | 0..1 | Identifier | Identifies the entity responsible for the management of the virtualised resource. This attribute shall be supported when VNF-related Resource Management in indirect mode is applicable. |
| resourceId | M | 1 | Identifier | Identifier of the resource in the scope of the VIM or the resource provider. |
| vimLevelResourceType | M | 0..1 | Not specified | Type of the resource in the scope of the VIM or the resource provider. See note 2. |
| NOTE 1: The VimConnectionInfo is a data structure known to the VNFM. The identifier of the VIM connection provides scope to the resourceId. | | | | |
| NOTE 2: The value set of the "vimLevelResourceType" attribute is within the scope of the VIM or the resource provider and can be used as information that complements the ResourceHandle. | | | | |

9.4.8 ScaleInfo information element

9.4.8.1 Description

This information element provides information about the scale level of a VNF instance w.r.t. one scaling aspect.

9.4.8.2 Attributes

The ScaleInfo information element shall follow the indications provided in table 9.4.8.2-1.

Table 9.4.8.2-1: Attributes of the ScaleInfo information element

| Attribute | Qualifier | Cardinality | Content | Description |
|------------|-----------|-------------|---|---|
| aspectId | M | 1 | Identifier (Reference to ScalingAspect) | Reference to the scaling aspect. |
| vnfdId | M | 0..1 | Identifier (Reference to Vnfd) | Identifier of the VNFD. Shall be present in case the value differs from the vnfdId attribute of the VNF instance (e.g. during a "Change current VNF package" operation or due to its final failure). |
| scaleLevel | M | 1 | Integer | The scale level for that aspect. Minimum value 0, maximum value maxScaleLevel as declared in the VNFD (see ETSI GS NFV-IFA 011 [4], clause 7.1.10). |

9.4.9 ExtVirtualLinkInfo information element

9.4.9.1 Description

This information element provides a reference to an external VL.

9.4.9.2 Attributes

The ExtVirtualLinkInfo information element shall follow the indications provided in table 9.4.9.2-1.

Table 9.4.9.2-1: Attributes of the ExtVirtualLinkInfo information element

| Attribute | Qualifier | Cardinality | Content | Description |
|------------------|-----------|-------------|-----------------|--|
| extVirtualLinkId | M | 1 | Identifier | Identifier of this external VL. The identifier is assigned by the NFV-MANO entity that manages this VL instance. |
| resourceHandle | M | 1 | ResourceHandle | Reference to the resource realizing this VL. |
| extLinkPort | M | 0..N | ExtLinkPortInfo | Link ports of this VL. |

9.4.10 ExtManagedVirtualLinkInfo information element

9.4.10.1 Description

This information element provides a reference to an externally-managed internal VL.

9.4.10.2 Attributes

The ExtManagedVirtualLinkInfo information element shall follow the indications provided in table 9.4.10.2-1.

Table 9.4.10.2-1: Attributes of the ExtManagedVirtualLinkInfo information element

| Attribute | Qualifier | Cardinality | Content | Description |
|-------------------------|-----------|-------------|--|---|
| extManagedVirtualLinkId | M | 1 | Identifier | Identifier of this externally-managed internal VL. The identifier is assigned by the NFV-MANO entity that manages this VL instance. |
| vnfVirtualLinkDescId | M | 1 | Identifier (Reference to VnfVirtualLinkDesc) | Identifier of the VNF Virtual Link Descriptor (VLD) in the VNFD. |
| vnfdId | M | 0..1 | Identifier (Reference to Vnfd) | Identifier of the VNFD. Shall be present in case the value differs from the vnfdId attribute of the VNF instance (e.g. during a "Change current VNF package" operation or due to its final failure). |
| networkResource | M | 1 | ResourceHandle | Reference to the VirtualNetwork resource. |
| vnfLinkPort | M | 0..N | VnfLinkPortInfo | Link ports of this VL. |

9.4.11 VnfLinkPortInfo information element

9.4.11.1 Description

This information element provides information about a port of a VNF's internal VL. See also VnfVirtualLinkResourceInfo in clause 9.4.5.

9.4.11.2 Attributes

The attributes of the VnfLinkPortInfo information element shall follow the indications provided in table 9.4.11.2-1.

Table 9.4.11.2-1: Attributes of the VnfLinkPortInfo information element

| Attribute | Qualifier | Cardinality | Content | Description |
|--|-----------|-------------|---|--|
| vnfLinkPortId | M | 1 | Identifier | Identifier of this link port as provided by the entity that has created the link port. |
| resourceHandle | M | 1 | ResourceHandle | Reference to the virtualised resource realizing this link port. |
| associatedExtCpld | M | 0..1 | Identifier (Reference to VnfExtCplInfo) | External CP of the VNF associated to this link port. When an external CP is associated to an internal VL, this attribute reflects this association. See notes 1, 2, 3 and 4. |
| vnfcCplInstanceId | M | 0..1 | Identifier (Reference to VnfcCplInfo) | VNFC CP of the VNF connected to this link port. May be present. See notes 1, 3 and 4. |
| NOTE 1: There shall be at most one link port associated with any external connection point instance or internal connection point (i.e. VNFC CP) instance. | | | | |
| NOTE 2: A VnfLinkPort does not terminate on an external CP, as external CPs are connected to external VNs. | | | | |
| NOTE 3: Either associatedExtCpld or vnfcCplInstanceId is present, but not both shall be present for a VnfLinkPortInfo. | | | | |
| NOTE 4: The attributes "associatedExtCpld" and "vnfcCplInstanceId" model two separate associations in the information model. To represent these in the data model during the protocol design stage, an alternative representation of these associations could be chosen as well. | | | | |

9.4.12 ExtManagedVirtualLinkData information element

9.4.12.1 Description

This information element provides the information of an externally-managed internal VL to be used as a parameter passed to VNF lifecycle management operations.

9.4.12.2 Attributes

The ExtManagedVirtualLinkData information element shall follow the indications provided in table 9.4.12.2-1.

Table 9.4.12.2-1: Attributes of the ExtManagedVirtualLinkData information element

| Attribute | Qualifier | Cardinality | Content | Description |
|---|-----------|-------------|---|---|
| extManagedVirtualLinkId | M | 1 | Identifier | Identifier of this externally-managed internal VL instance. The identifier is assigned by the NFV-MANO entity that manages this VL instance. |
| vnfVirtualLinkDescId | M | 1 | Identifier (Reference to VnfVirtualLinkDesc) | Identifier of the VLD in the VNFD for this VL. |
| vimConnectionId | CM | 0..1 | Identifier (Reference to VimConnectionInfo) | Identifier of the VIM connection to manage this resource. This attribute shall be supported and present if VNF-related resource management in direct mode is applicable. See note. |
| resourceProviderId | CM | 0..1 | Identifier | Identifies the entity responsible for the management of the resource. This attribute shall be supported and present when VNF-related Resource Management in indirect mode is applicable. |
| resourceId | M | 1 | Identifier | Identifier of the resource in the scope of the VIM or the resource provider. |
| NOTE: The VimConnectionInfo is a data structure known to the VNFM. The identifier of the VIM connection provides scope to the resourceId. | | | | |

9.4.13 VnfcInfo information element

9.4.13.1 Description

This information element provides information about a VNFC instance.

9.4.13.2 Attributes

The VnfcInfo information element shall follow the indications provided in table 9.4.13.2-1.

Table 9.4.13.2-1: Attributes of the VnfcInfo information element

| Attribute | Qualifier | Cardinality | Content | Description |
|--------------------|-----------|-------------|---|---|
| vnfcInstanceId | M | 1 | Identifier | Identifier of the VNFC instance that is represented by this VnfcInfo information element. |
| vduld | M | 1 | Identifier (Reference to Vdu) | Identifier of the VDU in the VNFD. |
| vnfcResourceInfoId | M | 1 | Identifier (Reference to VnfcResourceInfo) | Identifier of the VnfcResourceInfo instance representing the virtualised resources used by this VNFC instance. |
| vnfcState | M | 1 | Enum | The state of the VNFC instance. VALUES: <ul style="list-style-type: none"> • STARTED • STOPPED |

| Attribute | Qualifier | Cardinality | Content | Description |
|---|-----------|-------------|--------------|---|
| vnfcConfigurableProperty | M | 0..N | KeyValuePair | <p>Additional VNF-specific attributes that provide the current values of the configurable properties of the VNFC instance.</p> <p>These attributes represent values that are stored persistently in the VnfInfo information element and that correspond to configuration parameters of the VNFC instance. Modifying the values of these attributes directly affects the configuration of the VNFC instance.</p> <p>Configurable properties referred in this attribute are declared in the VNFD (see clause 7.1.6.7 in ETSI GS NFV-IFA 011 [4]). See note.</p> |
| <p>NOTE: This attribute in the VnfInfo shall be writable through the Modify VNF information operation (refer to clause 7.2.12).</p> | | | | |

9.4.14 ExtLinkPortInfo information element

9.4.14.1 Description

This information element provides information about a port of an external VL, i.e. a port providing connectivity for the VNF to an NS VL.

9.4.14.2 Attributes

The attributes of the ExtLinkPortInfo information element shall follow the indications provided in table 9.4.14.2-1.

Table 9.4.14.2-1: Attributes of the ExtLinkPortInfo information element

| Attribute | Qualifier | Cardinality | Content | Description |
|---|-----------|-------------|--|--|
| extLinkPortId | M | 1 | Identifier | Identifier of this link port as provided by the entity that has created the link port. |
| resourceHandle | M | 1 | ResourceHandle | Reference to the virtualised resource realizing this link port. |
| cpInstanceld | M | 0..1 | Identifier (Reference to VnfExtCpInfo) | External CP of the VNF connected to this link port. See note. |
| <p>NOTE: There shall be at most one link port associated with any external connection point instance.</p> | | | | |

9.4.15 VnfcCpInfo information element

9.4.15.1 Description

This information element provides information related to a CP of a VNFC.

9.4.15.2 Attributes

The VnfcCpInfo information element shall follow the indications provided in table 9.4.15.2-1.

Table 9.4.15.2-1: Attributes of the VnfcCplInfo information element

| Attribute | Qualifier | Cardinality | Content | Description |
|----------------|-----------|-------------|---|---|
| cpInstancelId | M | 1 | Identifier | Identifier of this VnfcCplInfo information element. |
| cpdId | M | 1 | Identifier (Reference to VduCpd) | Identifier of the VDU CPD, cpdId, in the VNFD. |
| vnfExtCpld | M | 0..1 | Identifier (Reference to VnfExtCplInfo) | When the VNFC CP is exposed as external CP of the VNF, the identifier of this external VNF CP. |
| cpProtocolInfo | M | 0..N | CpProtocolInfo | Protocol information for this CP. There shall be one cpProtocolInfo for each layer protocol supported. |
| vnfLinkPortId | M | 0..1 | Identifier (Reference to VnfLinkPortInfo) | Identifier of the "VnfLinkPortInfo" information element in the "VnfVirtualLinkResourceInfo" information element. Shall be present if the CP is associated to a link port. |
| metadata | M | 0..N | KeyValuePair | Metadata about this VNFC CP. |

9.4.16 VnfSnapshotInfo information element

9.4.16.1 Description

This information element provides the details of a VNF Snapshot, which the VNFM creates and stores as part of the ongoing VNF Lifecycle Management operations related to VNF Snapshots.

9.4.16.2 Attributes

The VnfSnapshotInfo information element shall follow the indications provided in table 9.4.16.2-1.

Table 9.4.16.2-1: Attributes of the VnfSnapshotInfo information element

| Attribute | Qualifier | Cardinality | Content | Description |
|---|-----------|-------------|--------------------------------|---|
| vnfSnapshotInfoId | M | 1 | Identifier | Identifier of information held by the VNFM about a specific VNF Snapshot. This identifier was allocated by the VNFM. |
| triggeredAt | M | 1 | DateTime | Timestamp indicating when the VNF Snapshot creation has been started. |
| createdAt | M | 0..1 | DateTime | Timestamp indicating when the VNF Snapshot creation has been completed. Cardinality is 0 when the VNF Snapshot creation has not yet completed and shall be 1 afterwards. |
| vnfInstancelId | M | 1 | Identifier | Identifier of the snapshotted VNF instance. |
| vnfdId | M | 1 | Identifier (Reference to Vnfd) | References the VNFD in use at the time the snapshot of the VNF instance has been created. See notes 1 and 2. |
| vnfInfo | M | 1 | VnfInfo | VnfInfo of the snapshotted VNF instance. |
| vnfcSnapshotInfo | M | 1..N | VnfcSnapshotInfo | Information about VNFC Snapshots constituting this VNF Snapshot. |
| userDefinedData | O | 0..N | KeyValuePair | User defined data for the VNF Snapshot. |
| NOTE 1: This identifier, which is managed by the VNF provider, identifies the VNF Package and the VNFD in a globally unique way. | | | | |
| NOTE 2: See ETSI GS NFV-IFA 011 [4], clause 7.1.2.2. This information is copied from the VNFD of the on-boarded VNF Package which was used to instantiate the VNF instance. | | | | |

9.4.17 VnfcSnapshotInfo information element

9.4.17.1 Description

This information element provides the details of a VNFC Snapshot, which the VNFM creates and stores as part of the ongoing VNF Lifecycle Management operations related to VNF Snapshots.

9.4.17.2 Attributes

The VnfcSnapshotInfo information element shall follow the indications provided in table 9.4.17.2-1.

Table 9.4.17.2-1: Attributes of the VnfcSnapshotInfo information element

| Attribute | Qualifier | Cardinality | Content | Description |
|--|-----------|-------------|---|--|
| vnfcSnapshotInfoId | M | 1 | Identifier | Identifier of information held by the VNFM about a specific VNFC Snapshot. This identifier was allocated by the VNFM. |
| triggeredAt | M | 1 | DateTime | Timestamp indicating when the VNFC Snapshot creation has been started. |
| createdAt | M | 0..1 | DateTime | Timestamp indicating when the VNFC Snapshot creation has been completed. Cardinality is 0 when the VNFC Snapshot creation has not yet completed and shall be 1 afterwards. |
| vnfcInstanceId | M | 1 | Identifier | Identifier of the snapshotted VNFC instance. |
| vnfcInfoId | M | 1 | Identifier (Reference to VnfcResourceInfo) | Reference to the information about the snapshotted VNFC instance. |
| computeSnapshotResource | M | 0..1 | ResourceHandle | Reference to a compute snapshot resource. See note. |
| storageSnapshotResource | M | 0..N | StorageSnapshotResource | Mapping of the storage resources associated to the VNFC with the storage snapshot resources. |
| userDefinedData | O | 0..N | KeyValuePair | User defined data for the VNFC Snapshot. |
| NOTE: The identifier of the compute snapshot resource is assigned during creation of a VNFC Snapshot being returned from the VIM as output data in the response message of the individual resource operations. This attribute shall only be present for a VNFC snapshot that has been newly created by the VNFM as a result of the "Create Snapshot operation". | | | | |

9.4.18 StorageSnapshotResource information element

9.4.18.1 Description

This information element provides a mapping of the storage resources associated to the VNFC with the storage snapshot resources.

9.4.18.2 Attributes

The StorageSnapshotResource information element shall follow the indications provided in table 9.4.18.2-1.

Table 9.4.18.2-1: Attributes of the StorageSnapshotResource information element

| Attribute | Qualifier | Cardinality | Content | Description |
|-------------------------|---|-------------|--|---|
| storageResourceId | M | 1 | Identifier (Reference to VirtualStorageResourceInfo) | References to a virtual storage resource. |
| storageSnapshotResource | M | 0..1 | ResourceHandle | Reference to a storage snapshot resource. See note. |
| NOTE: | The identifier of the storage snapshot resource is assigned during creation of a VNFC Snapshot being returned from the VIM as output data in the response message of the individual resource operations. This attribute shall only be present for a VNFC snapshot with associated storage resources and that has been newly created by the VNFM as a result of the "Create Snapshot operation". | | | |

9.5 Information elements and notifications related to VNF Lifecycle Changes

9.5.1 Introduction

This clause defines notifications related to VNF lifecycle changes and update of VNF information.

9.5.2 VnfLcmOperationOccurrenceNotification

9.5.2.1 Description

This notification informs the receiver of changes in the VNF lifecycle caused by a VNF lifecycle management operation occurrence. The support of the notification is mandatory.

9.5.2.2 Trigger conditions

This notification is produced when there is a change in the VNF lifecycle caused by a VNF lifecycle management operation occurrence, including:

- Instantiation of the VNF.
- Scaling of the VNF instance (including auto-scaling).
- Healing of the VNF instance (including auto-healing).
- Change of the state of the VNF instance (i.e. Operate VNF).
- Change of the DF of the VNF instance.
- Changing the external connectivity the VNF instance.
- Termination of the VNF instance.
- Modification of VNF instance information and/or VNF/VNFC configurable properties explicitly through Modify VNF Information operation.
- Create a VNF Snapshot.
- Revert to a VNF Snapshot.
- Change of current VNF Package.

If this is a notification about the start of an LCM operation occurrence, the notification shall be sent before any action (including sending the grant request) is taken, however, after acknowledging the LCM operation request to the consumer.

If this is a notification about the result of an LCM operation occurrence, the notification shall be sent after all other actions of the LCM operation have been executed.

9.5.2.3 Attributes

The VnfLcmOperationOccurrenceNotification shall follow the indications provided in table 9.5.2.3-1.

Table 9.5.2.3-1: Attributes of the VnfLcmOperationOccurrenceNotification

| Attribute | Qualifier | Cardinality | Content | Description |
|---------------------------------|-----------|-------------|------------------------|--|
| status | M | 1 | Enum | Indicates whether this notification reports about the start of a lifecycle management operation occurrence or the result of a lifecycle management operation occurrence. VALUES: <ul style="list-style-type: none"> START: informs about the start of the VNF LCM operation occurrence RESULT: informs about the final or intermediate result of the VNF LCM operation occurrence |
| vnfInstanceIcd | M | 1 | Identifier | The identifier of the VNF instance affected. |
| operation | M | 1 | String | The lifecycle management operation. |
| isAutomaticInvocation | M | 1 | Boolean | Set to true if this VNF LCM operation occurrence has been triggered by an automated procedure inside the VNFM (i.e. ScaleVnf/ScaleVnfToLevel triggered by auto-scale, or HealVnf triggered by auto-heal). Set to false otherwise. |
| lifecycleOperationOccurrenceIcd | M | 1 | Identifier | The identifier of the VNF lifecycle management operation occurrence associated to the notification. |
| affectedVnfc | M | 0..N | AffectedVnfc | Information about VNFC instances that were affected during the execution of the lifecycle management operation, if this notification represents the result of a lifecycle management operation occurrence. |
| affectedVirtualLink | M | 0..N | AffectedVirtualLink | Information about VL instances that were affected during the execution of the lifecycle management operation, if this notification represents the result of a lifecycle management operation occurrence. |
| affectedVirtualStorage | M | 0..N | AffectedVirtualStorage | Information about virtualised storage instances that were affected during the execution of the lifecycle management operation, if this notification represents the result of a lifecycle management operation occurrence. |
| changedInfo | M | 0..1 | Not specified | Information about the changed VNF information, including changed VNF configurable properties, if this notification represents the result of a lifecycle management operation occurrence. |

| Attribute | Qualifier | Cardinality | Content | Description |
|--|-----------|-------------|--------------------|---|
| changedExtConnectivity | M | 0..N | ExtVirtualLinkInfo | Information about changed external connectivity, if this notification represents the result of a lifecycle management operation occurrence. |
| NOTE: If this notification represents the result of a lifecycle management operation occurrence that was not successful, the notification shall contain appropriate error information. | | | | |

9.5.3 AffectedVnfc information element

9.5.3.1 Description

This information element provides information about added, deleted, modified and temporary VNFCs.

9.5.3.2 Attributes

The AffectedVnfc information element shall follow the indications provided in table 9.5.3.2-1.

Table 9.5.3.2-1: Attributes of the AffectedVnfc information element

| Attribute | Qualifier | Cardinality | Content | Description |
|--------------------------|-----------|-------------|--|--|
| vnfcInstancelId | M | 1 | Identifier (Reference to VnfcResourceInfo) | Identifier of the VNFC instance. |
| vnfdId | M | 0..1 | Identifier (Reference to Vnfd) | Identifier of the VNFD. Shall be present in case of a "change current VNF Package" to identify whether the affected VNFC instance is associated to a VDU which is referred from the source or destination VNFD. |
| vduld | M | 1 | Identifier (Reference to Vdu) | Identifier of the VDU in the VNFD. |
| changeType | M | 1 | Enum | Signals the type of change. VALUES: <ul style="list-style-type: none"> • ADDED • REMOVED • MODIFIED • TEMPORARY For a temporary resource, an AffectedVnfc IE exists as long as the temporary resource exists. |
| computeResource | M | 1 | ResourceHandle | Reference to the VirtualCompute resource. Detailed information is (for new and modified resources) or has been (for removed resources) available from the VIM. |
| metadata | M | 0..N | KeyValuePair | Metadata about this resource. The content of this attribute shall be a copy of the content of the "metadata" attribute of the VnfcResourceInfo information element. |
| affectedVnfcCplInstances | M | 0..N | Identifier (Reference to VnfcCplInfo) | Identifiers of CP(s) of the VNFC instance that were affected by the change. |

| Attribute | Qualifier | Cardinality | Content | Description |
|---------------------------|-----------|-------------|------------|---|
| addedStorageResourceIds | M | 0..N | Identifier | Reference(s) to VirtualStorage resource(s) that were added. Each value refers to a VirtualStorageResourceInfo item in the VnflInfo that was added to the VNFC. It shall be provided if at least one storage resource was added to the VNFC. |
| removedStorageResourceIds | M | 0..N | Identifier | Reference(s) to VirtualStorage resource(s) that were removed. The value contains the identifier of a VirtualStorageResourceInfo item that has been removed from the VNFC, and might no longer exist in the VnflInfo. It shall be provided if at least one storage resource was removed from the VNFC. |

9.5.4 AffectedVirtualLink information element

9.5.4.1 Description

This information element provides information about added, deleted, modified and temporary VLs, as well as about link port changes.

9.5.4.2 Attributes

The AffectedVirtualLink information element shall follow the indications provided in table 9.5.4.2-1.

Table 9.5.4.2-1: Attributes of the AffectedVirtualLink information element

| Attribute | Qualifier | Cardinality | Content | Description |
|-----------------------|-----------|-------------|--|--|
| virtualLinkInstanceld | M | 1 | Identifier (Reference to VnfVirtualLinkResourceInfo) | Identifier of the VL instance. |
| vnfVirtualLinkDescld | M | 1 | Identifier (Reference to VnfVirtualLinkDesc) | Identifier of the VLD in the VNFD. |
| vnfdld | M | 0..1 | Identifier (Reference to Vnfd) | Identifier of the VNFD. Shall be present in case of a "change current VNF Package" to identify whether the affected VL instance is associated to a VLD which is referred from the source or destination VNFD. |
| changeType | M | 1 | Enum | Signals the type of change including, not limited to, changes made to the characteristics of the existing VL, new VL added, existing VL removed, temporary VL exists, link port added, link port removed. VALUES: <ul style="list-style-type: none"> • ADDED • REMOVED • MODIFIED • TEMPORARY • LINK_PORT_ADDED • LINK_PORT_REMOVED • Etc. |

| Attribute | Qualifier | Cardinality | Content | Description |
|-----------------|-----------|-------------|----------------|--|
| | | | | For a temporary resource, an AffectedVirtualLink IE exists as long as the temporary resource exists. |
| networkResource | M | 1 | ResourceHandle | Reference to the VirtualNetwork resource. Detailed information is (for new and modified resources) or has been (for removed resources) available from the VIM. |
| metadata | M | 0..N | KeyValuePair | Metadata about this resource. The content of this attribute shall be a copy of the content of the "metadata" attribute of the VnfVirtualLinkResourceInfo information element. |

9.5.5 AffectedVirtualStorage information element

9.5.5.1 Description

This information element provides information about added, deleted, modified and temporary virtual storage resources.

9.5.5.2 Attributes

The AffectedVirtualStorage information element shall follow the indications provided in table 9.5.5.2-1.

Table 9.5.5.2-1: Attributes of the AffectedVirtualStorage information element

| Attribute | Qualifier | Cardinality | Content | Description |
|--------------------------|-----------|-------------|--|--|
| virtualStorageInstanceld | M | 1 | Identifier (Reference to VirtualStorageResourceInfo) | Identifier of the virtual storage instance. |
| virtualStorageDescld | M | 1 | Identifier (Reference to VirtualStorageDesc) | Identifier of the VirtualStorageDesc in the VNFD. |
| vnfdld | M | 0..1 | Identifier (Reference to Vnfd) | Identifier of the VNFD. Shall be present in case of a "change current VNF Package" to identify whether the affected virtual storage instance is associated to a VirtualStorageDesc which is referred from the source or destination VNFD. |
| changeType | M | 1 | Enum | Signals the type of change. VALUES: <ul style="list-style-type: none"> • ADDED • REMOVED • MODIFIED • TEMPORARY For a temporary resource, an AffectedVirtualStorage IE exists as long as the temporary resource exists. |
| storageResource | M | 1 | ResourceHandle | Reference to the VirtualStorage resource. Detailed information is (for new and modified resources) or has been (for removed resources) available from the VIM. |

| Attribute | Qualifier | Cardinality | Content | Description |
|-----------|-----------|-------------|--------------|--|
| metadata | M | 0..N | KeyValuePair | Metadata about this resource. The content of this attribute shall be a copy of the content of the "metadata" attribute of the VirtualStorageResourceInfo information element. |

9.5.6 Void

9.5.7 VnfIdentifierCreationNotification

9.5.7.1 Description

This notification informs the receiver of the creation of a new VNF instance identifier and the associated instance of a VnfInfo information element, identified by that identifier. The support of the notification is mandatory.

9.5.7.2 Trigger conditions

- Creation of a VNF instance identifier and the associated instance of a VnfInfo information element.

9.5.7.3 Attributes

The VnfIdentifierCreationNotification shall follow the indications provided in table 9.5.7.3-1.

Table 9.5.7.3-1: Attributes of the VnfIdentifierCreationNotification

| Attribute | Qualifier | Cardinality | Content | Description |
|---------------|-----------|-------------|------------|---|
| vnfInstanceid | M | 1 | Identifier | The newly created VNF instance identifier |

9.5.8 VnfIdentifierDeletionNotification

9.5.8.1 Description

This notification informs the receiver of the deletion of a VNF instance identifier and the associated instance of a VnfInfo information element identified by that identifier. The support of the notification is mandatory.

9.5.8.2 Trigger conditions

- Deletion of a VNF instance identifier and the associated instance of a VnfInfo information element.

9.5.8.3 Attributes

The VnfIdentifierDeletionNotification shall follow the indications provided in table 9.5.8.3-1.

Table 9.5.8.3-1: Attributes of the VnfIdentifierDeletionNotification

| Attribute | Qualifier | Cardinality | Content | Description |
|---------------|-----------|-------------|------------|--|
| vnfInstanceid | M | 1 | Identifier | The VNF instance identifier that has been deleted. |

9.6 Information elements and notifications related to VNF indicators

9.6.1 Introduction

The clauses below define information elements which represent indicator values, and notifications about changes of these.

9.6.2 IndicatorValueChangeNotification

9.6.2.1 Description

This notification informs the receiver of a value change of an indicator related to the VNF.

The notification is mandatory.

9.6.2.2 Trigger conditions

- The value of an indicator has changed.

9.6.2.3 Attributes

The IndicatorValueChangeNotification information element shall follow the indications provided in table 9.6.2.3-1.

Table 9.6.2.3-1: Attributes of the IndicatorValueChangeNotification

| Attribute | Qualifier | Cardinality | Content | Description |
|----------------------|-----------|-------------|----------------------|--|
| indicatorInformation | M | 1 | IndicatorInformation | This is to provide the indicator, the value of the indicator and the VNF instance the indicator is related to. |

9.6.3 IndicatorInformation information element

9.6.3.1 Description

This information element provides the indicator values of a VNF instance.

9.6.3.2 Attributes

The IndicatorInformation information element shall follow the indications provided in table 9.6.3.2-1.

Table 9.6.3.2-1: Attributes of the IndicatorInformation information element

| Attribute | Qualifier | Cardinality | Content | Description |
|----------------|-----------|-------------|--|---|
| vnfInstanceId | M | 1 | Identifier | Identifies the VNF instance which provides the indicator value(s). |
| indicatorId | M | 1 | Identifier (Reference to VnfIndicator) | Identifies the indicator. |
| indicatorValue | M | 1 | Value | Provides the value of the indicator. The value format is defined in the VNFD (see ETSI GS NFV-IFA 011 [4]). |
| indicatorName | M | 0..1 | String | Human readable name of the indicator. Shall be present if defined in the VNFD according to clause 7.1.2 of ETSI GS NFV-IFA 011 [4]. |

9.6.4 SupportedIndicatorsChangeNotification

9.6.4.1 Description

This notification informs the receiver that the set of indicators supported by a VNF instance has changed. Such change can occur as a side effect of the "Change current VNF package" operation.

9.6.4.2 Trigger conditions

- The set of indicators supported by a VNF instance has changed.

9.6.4.3 Attributes

The SupportedIndicatorsChangeNotification information element shall follow the indications provided in table 9.6.4.3-1.

Table 9.6.4.3-1: Attributes of the SupportedIndicatorsChangeNotification

| Attribute | Qualifier | Cardinality | Content | Description |
|--------------------|-----------|-------------|-------------------------------|--|
| vnfInstanceId | M | 1 | Identifier | Identifies the VNF instance which provides the indicators. |
| supportedIndicator | M | 0..N | SupportedIndicatorInformation | Set of VNF indicators supported by the VNF instance. |

9.6.5 SupportedIndicatorInformation information element

9.6.5.1 Description

This information element provides information about a supported VNF indicator.

9.6.5.2 Attributes

The SupportedIndicatorInformation information element shall follow the indications provided in table 9.6.5.2-1.

Table 9.6.5.2-1: Attributes of the SupportedIndicatorInformation information element

| Attribute | Qualifier | Cardinality | Content | Description |
|---------------|-----------|-------------|--|---|
| indicatorId | M | 1 | Identifier (Reference to VnfIndicator) | Identifies the indicator. |
| indicatorName | M | 0..1 | String | Human readable name of the indicator. Shall be present if defined in the VNFD according to clause 7.1.2 of ETSI GS NFV-IFA 011 [4]. |

9.7 Information elements and notifications related to VNF Performance Management

9.7.1 Introduction

This clause defines information elements and notifications related to VNF/VNFC Performance management.

9.7.2 ObjectSelection information element

9.7.2.1 Description

This information element allows specifying VNF and/or VNFC related measured object instances on which performance information will be provided.

The ObjectSelection is a pattern to select object instances. The pattern is used in multiple interfaces.

In the present interface, the ObjectSelection pattern is used to select VNF and/or VNFC related measured object instances.

The pattern proposes 2 exclusive options:

- 1) Provide a list of object types and a filter to specify object properties.
- 2) Provide a list of object instances.

In the present interface, the object type will be the VNF/VNFC related measured object types (see note).

NOTE: The VNF/VNFC related measured object types are the measured object type(s) for which the performance measurements applicable to Ve-Vnfm-em reference point are defined in clause 7.2 of ETSI GS NFV-IFA 027 [6].

9.7.2.2 Attributes

The ObjectSelection information element shall follow the indications provided in table 9.7.2.2-1.

Table 9.7.2.2-1: Attributes of the ObjectSelection information element

| Attribute | Qualifier | Cardinality | Content | Description |
|-------------------|-----------|-------------|------------|--|
| objectType | M | 0..N | String | Defines the measured object types. The object types for this information element will be the VNF/VNFC related measured object types. One of the two attributes (objectType + objectFilter or objectInstancelId) shall be present. |
| objectFilter | M | 0..1 | Filter | The filter will apply on the object types to specify on which object instances the performance information is requested to be collected. One of the two attributes (objectType + objectFilter or objectInstancelId) shall be present. |
| objectInstancelId | M | 0..N | Identifier | Identifies the object instances for which performance information is requested to be collected. The object instances for this information element will be instances corresponding to the VNF/VNFC related measured object types. One of the two attributes (objectType+ objectFilter or objectInstancelId) shall be present. |

9.7.3 PmJob information element

9.7.3.1 Description

This information element provides the details of the PM Job.

The object instances for this information element will be the instances corresponding to the VNF/VNFC related measured object types.

9.7.3.2 Attributes

The PmJob information element shall follow the indications provided in table 9.7.3.2-1.

Table 9.7.3.2-1: Attributes of the PmJob information element

| Attribute | Qualifier | Cardinality | Content | Description |
|------------------------|--|-------------|-----------------|--|
| pmJobId | M | 1 | Identifier | Identifier of this PM Job. |
| objectSelector | M | 1 | ObjectSelection | Defines the object instances for which performance information is requested to be collected. The object instances for this information element will be the instances corresponding to the VNF/VNFC related measured object types. |
| performanceMetric | M | 0..N | String | This defines the type(s) of performance metric(s) for the specified object instances. Valid values are specified as "Measurement Name" values of the performance measurements applicable to Ve-Vnfm-em reference point, as defined in clause 7.2 of ETSI GS NFV-IFA 027 [6]. At least one of the two attributes (performance metric or group) shall be present. |
| performanceMetricGroup | M | 0..N | String | Group of performance metrics. A metric group is a pre-defined list of metrics, known to the producer that it can decompose to individual metrics. Valid values are specified as "Measurement Group" values of the performance measurements applicable to Ve-Vnfm-em reference point, as defined in clause 7.2 of ETSI GS NFV-IFA 027 [6]. At least one of the two attributes (performance metric or group) shall be present. |
| collectionPeriod | M | 1 | Not specified | Specifies the periodicity at which the producer will collect performance information. See note. |
| reportingPeriod | M | 1 | Not specified | Specifies the periodicity at which the producer will report to the consumer about performance information. See note. |
| reportingBoundary | O | 0..1 | Not specified | Identifies a boundary after which the reporting will stop. The boundary shall allow a single reporting as well as periodic reporting up to the boundary. |
| NOTE: | At the end of each reportingPeriod, the producer will inform the consumer about availability of the performance data collected for each completed collection period during this reportingPeriod. While the exact definition of the types for collectionPeriod and reportingPeriod is part of the protocol design, it is recommended that the reportingPeriod be equal or a multiple of the collectionPeriod. In the latter case, the performance data for the collection periods within one reporting period would be reported together. | | | |

9.7.4 Threshold information element

9.7.4.1 Description

This information element provides the details of a threshold.

The object instances for this information element will be the instances corresponding to the VNF/VNFC related measured object types.

9.7.4.2 Attributes

The Threshold information element shall follow the indications provided in table 9.7.4.2-1.

Table 9.7.4.2-1: Attributes of the Threshold information element

| Attribute | Qualifier | Cardinality | Content | Description |
|-------------------|-----------|-------------|-----------------|--|
| thresholdId | M | 1 | Identifier | Identifier of this Threshold information element. |
| objectSelector | M | 1 | ObjectSelection | Defines the object instances associated with the threshold. The object instances for this information element will be the instances corresponding to the VNF related measured object types. |
| performanceMetric | M | 1 | String | Defines the performance metric associated with the threshold. Valid values are specified as "Measurement Name" values of the performance measurements applicable to Ve-Vnfm-em reference point, as defined in clause 7.2 of ETSI GS NFV-IFA 027 [6]. |
| thresholdType | M | 1 | Enum | Type of threshold. The list of possible values is part of the protocol design and might include: single/multi valued threshold, static/dynamic threshold, template based threshold, etc. VALUES: <ul style="list-style-type: none"> • SIMPLE: single-valued static threshold • Etc. |
| thresholdDetails | M | 1 | Not specified | Details of the threshold: value to be crossed, details on the notification to be generated, etc. |

9.7.5 PerformanceReport information element

9.7.5.1 Description

This information element defines the format of a performance report provided by the producer to the consumer on a specified object instance or a set of them.

The object instances for this information element will be the instances corresponding to the VNF/VNFC related measured object types.

9.7.5.2 Attributes

The PerformanceReport information element shall follow the indications provided in table 9.7.5.2-1.

Table 9.7.5.2-1: Attributes of the PerformanceReport information element

| Attribute | Qualifier | Cardinality | Content | Description |
|-------------------|-----------|-------------|------------------------|--|
| performanceReport | M | 1..N | PerformanceReportEntry | List of performance information entries. |

9.7.6 PerformanceReportEntry information element

9.7.6.1 Description

This information element defines a single performance report entry. This performance report entry is for a given metric of a given object instance, but can include multiple collected values.

The object instances for this information element will be the instances corresponding to the VNF/VNFC related measured object types.

9.7.6.2 Attributes

The PerformanceReportEntry information element shall follow the indications provided in table 9.7.6.2-1.

Table 9.7.6.2-1: Attributes of the PerformanceReportEntry information element

| Attribute | Qualifier | Cardinality | Content | Description |
|-------------------|-----------|-------------|-----------------------|--|
| objectType | M | 1 | String | Defines the object type. The object types for this information element will be the VNF/VNFC related measured object types. |
| objectInstanceId | M | 1 | Identifier | The object instance for which the performance metric is reported. The object instances for this information element will be the instances corresponding to the VNF/VNFC related measured object types. |
| performanceMetric | M | 1 | String | Name of the metric collected. This attribute's value contains the related "Measurement Name" values of the performance measurements applicable to Ve-Vnfm-em reference point, as defined in clause 7.2 of ETSI GS NFV-IFA 027 [6]. |
| performanceValue | M | 1..N | PerformanceValueEntry | List of performance values with associated timestamp and measurement context (see ETSI GS NFV-IFA 027 [6]). |

9.7.7 PerformanceValueEntry information element

9.7.7.1 Description

This information element defines a single performance value with its associated time stamp and measurement context (see ETSI GS NFV-IFA 027 [6]).

9.7.7.2 Attributes

The PerformanceValueEntry information element shall follow the indications provided in table 9.7.7.2-1.

Table 9.7.7.2-1: Attributes of the PerformanceValueEntry information element

| Attribute | Qualifier | Cardinality | Content | Description |
|--------------------|-----------|-------------|---------------|---|
| timeStamp | M | 1 | DateTime | Timestamp indicating when the data was collected. |
| performanceValue | M | 1 | Value | Value of the metric collected. The type of this attribute corresponds to the related "Measurement Unit" for the performance measurements applicable to Ve-Vnfm-em reference point, as defined in clause 7.2 of ETSI GS NFV-IFA 027 [6]. |
| measurementContext | M | 0..1 | Not specified | Measurement context of the metric collected. The specific measurement context for each kind of performance metrics is defined in ETSI GS NFV-IFA 027 [6]. |

9.7.8 PerformanceInformationAvailableNotification

9.7.8.1 Description

This notification informs the receiver that performance information is available. Delivery mechanism for the performance reports is not specified in the present document.

The object instances for this information element will be the instances corresponding to the VNF/VNFC related measured object types.

9.7.8.2 Trigger Conditions

- New performance information is available.

9.7.8.3 Attributes

The PerformanceInformationAvailableNotification shall follow the indications provided in table 9.7.8.3-1.

Table 9.7.8.3-1: Attributes of the PerformanceInformationAvailableNotification

| Attribute | Qualifier | Cardinality | Content | Description |
|------------------|-----------|-------------|------------|--|
| objectInstanceId | M | 1..N | Identifier | Object instance(s) for which performance information is available. The object instances for this information element will be the instances corresponding to the VNF/VNFC related measured object types. |

9.7.9 ThresholdCrossedNotification

9.7.9.1 Description

This notification informs the receiver that a threshold value has been crossed.

The object instances for this information element will be the instances corresponding to the VNF/VNFC related measured object types.

9.7.9.2 Trigger Condition

A Threshold has been crossed. Depending on threshold type, there might be a single or multiple crossing values.

9.7.9.3 Attributes

The ThresholdCrossedNotification shall follow the indications provided in table 9.7.9.3-1.

Table 9.7.9.3-1: Attributes of the ThresholdCrossedNotification

| Attribute | Qualifier | Cardinality | Content | Description |
|--------------------|-----------|-------------|---|---|
| thresholdId | M | 1 | Identifier (Reference to Threshold) | Threshold which has been crossed. |
| crossingDirection | M | 1 | Enum | An indication of whether the threshold was crossed in upward or downward direction. VALUES: <ul style="list-style-type: none"> • UP • DOWN |
| objectInstanceId | M | 1 | Identifier | Object instance for which the threshold has been crossed. The object instances for this information element will be the instances corresponding to the VNF/VNFC related measured object types. |
| performanceMetric | M | 1 | String | Performance metric associated with the threshold. This attribute's value contains the related "Measurement Name" value of the performance measurements applicable to Ve-Vnfm-em reference point, as defined in clause 7.2 of ETSI GS NFV-IFA 027 [6]. |
| performanceValue | M | 1 | Value | Value of the metric that resulted in threshold crossing. |
| measurementContext | M | 0..1 | Not specified | Measurement context of the metric collected. The specific measurement context for each kind of performance metrics is defined in ETSI GS NFV-IFA 027 [6]. |

9.8 Information elements and notifications related to multiple interfaces

9.8.1 Introduction

This clause defines information elements that are referenced by other information elements related to multiple interfaces.

9.8.2 VnfExtCplInfo information element

9.8.2.1 Description

This information element provides information related to an external CP.

9.8.2.2 Attributes

The VnfExtCplInfo information element shall follow the indications provided in table 9.8.2.2-1.

Table 9.8.2.2-1: Attributes of the VnfExtCpInfo information element

| Attribute | Qualifier | Cardinality | Content | Description |
|--|-----------|-------------|--|---|
| cpInstanceld | M | 1 | Identifier | Identifier of this external CP instance and of this VnfExtCpInfo information element. |
| cpdld | M | 1 | Identifier (Reference to VnfExtCpd) | Identifier of the external Connection Point Descriptor (CPD), VnfExtCpd, in the VNFD. |
| vnfdld | M | 0..1 | Identifier (Reference to Vnfd) | Identifier of the VNFD. Shall be present in case the value differs from the vnfdld attribute of the VNF instance (e.g. during a "Change current VNF package" operation or due to its final failure). |
| cpProtocolInfo | M | 0..N | CpProtocolInfo | Protocol information for this CP. There shall be one cpProtocolInfo for each layer protocol supported. |
| associatedVnfcCpld | M | 0..1 | Identifier (Reference to VnfcCpInfo) | Identifier of the VnfcCp that is directly exposed as this VnfExtCp. Shall be present if the cpdld of this VnfExtCp has an intCpd attribute. See note. |
| associatedVnfVirtualLinkId | M | 0..1 | Identifier (Reference to VnfVirtualLinkResourceInfo) | Identifier of the Vnf VL that this VnfExtCP maps to. Shall be present if the cpdld of this VnfExtCp has an intVirtualLinkDesc attribute. See note. |
| extLinkPortId | M | 0..1 | Identifier (Reference to ExtLinkPortInfo) | Identifier of the "ExtLinkPortInfo" information element in the "ExtVirtualLinkInfo" information element. Shall be present if the CP is associated to a link port. |
| metadata | M | 0..N | KeyValuePair | Metadata about this external CP. |
| NOTE: The attributes associatedVnfcCpld and associatedVnfVirtualLinkId are exclusive. One and only one shall be present. | | | | |

9.8.2a ExtLinkPortData information element

9.8.2a.1 Description

This information element represents an externally provided link port to be used to connect an external connection point to an external VL.

9.8.2a.2 Attributes

The ExtLinkPortData information element shall follow the indications provided in table 9.8.2a.2-1.

Table 9.8.2a.2-1: Attributes of the ExtLinkPortData information element

| Attribute | Qualifier | Cardinality | Content | Description |
|----------------|-----------|-------------|----------------|--|
| extLinkPortId | M | 1 | Identifier | Identifier of this link port as provided by the entity that has created the link port. |
| resourceHandle | M | 1 | ResourceHandle | Resource handle of the virtualised resource that realizes the external link port. |

9.8.3 ExtVirtualLinkData information element

9.8.3.1 Description

This information element provides the information of an external VL to be used as a parameter passed to multiple interfaces.

9.8.3.2 Attributes

The ExtVirtualLinkData information element shall follow the indications provided in table 9.8.3.2-1.

Table 9.8.3.2-1: Attributes of the ExtVirtualLinkData information element

| Attribute | Qualifier | Cardinality | Content | Description |
|---|-----------|-------------|---|---|
| extVirtualLinkId | M | 1 | Identifier | Identifier of this external VL instance. The identifier is assigned by the NFV-MANO entity that manages this VL instance. |
| vimConnectionId | CM | 0..1 | Identifier (Reference to VimConnectionInfo) | Identifier of the VIM connection to manage this resource. This attribute shall be supported and present if VNF-related resource management in direct mode is applicable. See note. |
| resourceProviderId | CM | 0..1 | Identifier | Identifies the entity responsible for the management of the resource. This attribute shall be supported and present when VNF-related Resource Management in indirect mode is applicable. |
| resourceId | M | 1 | Identifier | Identifier of the resource in the scope of the VIM or the resource provider. |
| extCp | M | 1..N | VnfExtCpData | External CPs of the VNF to be connected to this external VL. |
| extLinkPorts | M | 0..N | ExtLinkPortData | Externally provided link ports to be used to connect external connection points to this external VL. If this attribute is not present, the VNFM shall create the link ports on the external VL. |
| NOTE: The VimConnectionInfo is a data structure known to the VNFM. The identifier of the VIM connection provides scope to the resourceId. | | | | |

9.8.3a VnfExtCpConfig information element

9.8.3a.1 Description

This information element represents an externally provided link port or network address information per instance of an external connection point. In case a link port is provided, the VNFM shall use that link port when connecting the external CP to the external VL. In case no link port is provided, the VNFM shall create a link port on the external VL, and use that link port to connect the external CP to the external VL.

9.8.3a.2 Attributes

The VnfExtCpConfig information element shall follow the indications provided in table 9.8.3a.2-1.

Table 9.8.3a.2-1: Attributes of the VnfExtCpConfig information element

| Attribute | Qualifier | Cardinality | Content | Description |
|--|-----------|-------------|--|--|
| cpInstanceld | M | 0..1 | Identifier | Identifier of the external CP instance to which this set of configuration parameters is requested to be applied. Shall be present if this instance has already been created. |
| linkPortId | M | 0..1 | Identifier (Reference to ExtLinkPortData) | Identifier of a pre-configured link port to which the external CP will be associated. See note. |
| cpProtocolData | M | 0..N | Not specified | Parameters for configuring fixed and dynamic network addresses for the CP, including the information on applicable layer protocol(s). For dynamic addresses, it should be possible to define per parameter set the number of network addresses to be assigned dynamically. Other parameters could be, e.g. valid address ranges or subnets. See note. |
| <p>NOTE: The following conditions apply to the attributes "linkPortId" and "cpProtocolData":</p> <ol style="list-style-type: none"> 1) The "linkPortId" and "cpProtocolData" attributes shall both be absent for the deletion of an existing external CP instance addressed by cpInstanceld. 2) At least one of these attributes shall be present for a to-be-created external CP instance or an existing external CP instance. 3) If the "linkPortId" attribute is absent, the VNFM shall create a link port. 4) If the "cpProtocolData" attribute is absent, the "linkPortId" attribute shall be provided referencing a pre-created link port, and the VNFM can use means outside the scope of the present document to obtain the pre-configured address information for the connection point from the resource representing the link port. 5) If both "cpProtocolData" and "linkportId" are provided, the EM shall ensure that the cpProtocolData can be used with the pre-created link port referenced by "linkPortId". | | | | |

9.8.4 VnfExtCpData information element

9.8.4.1 Description

This information element provides input information related to one or more external CP instances created based on the same CPD.

9.8.4.2 Attributes

The VnfExtCpData information element shall follow the indications provided in table 9.8.4.2-1.

Table 9.8.4.2-1: Attributes of the VnfExtCpData information element

| Attribute | Qualifier | Cardinality | Content | Description |
|-----------|-----------|-------------|----------------|---|
| cpdId | M | 1 | Identifier | Identifier of the Connection Point Descriptor (CPD) in the VNFD. |
| cpConfig | M | 1..N | VnfExtCpConfig | List of instance data that need to be configured on the CP instances created from the respective CPD. |

9.8.5 Void

9.8.6 CpProtocolInfo information element

9.8.6.1 Description

This information element describes and associates the protocol layer that a CP uses together with other protocol-related information, like addresses.

9.8.6.2 Attributes

The CpProtocolInfo information element shall follow the indications provided in table 9.8.6.2-1.

Table 9.8.6.2-1: Attributes of the CpProtocolInfo information element

| Attribute | Qualifier | Cardinality | Content | Description |
|--|-----------|-------------|----------------|---|
| layerProtocol | M | 1 | Enum | Identifies which protocol the CP uses for connectivity purposes. See note 1. VALUES: <ul style="list-style-type: none"> • IP_OVER_ETHERNET • Etc. |
| address | M | 1..N | Not specified. | List of network addresses that have been configured (statically or dynamically) on the link port that connects the CP to a VL. See note 2. |
| NOTE 1: The layerProtocol values shall be compatible with the ones defined in the CPD. | | | | |
| NOTE 2: The address information shall be compatible with the layerProtocol attribute. | | | | |

9.9 Information elements and notifications related to Policy Management

9.9.1 Introduction

The clauses below define information elements and notifications related to policy management.

9.9.2 Information elements related to Policy Management Operations

9.9.2.1 Introduction

The clauses below define information elements related to policy management operations.

9.9.2.2 PolicyInfo information element

9.9.2.2.1 Description

This information element provides policy related information. It contains the policy itself and additional information related to the policy.

9.9.2.2.2 Attributes

The structure of the PolicyInfo information element shall comply with the provisions for the PolicyInfo information element as defined in ETSI GS NFV-IFA 013 [i.5], clause 8.8.2.2.2.

9.9.3 PolicyChangeNotification

9.9.3.1 Description

This notification indicates a change of a NFV-MANO policy related to operations of transferring policy, deleting policy, activating policy, deactivating policy, associating policy and disassociating policy.

Support of this notification is mandatory.

9.9.3.2 Trigger Conditions

The notification is produced when:

- A policy has been changed as a result of an operation of TransferPolicy, DeletePolicy, ActivatePolicy, DeactivatePolicy, AssociatePolicy or DisassociatePolicy.

9.9.3.3 Attributes

The PolicyChangeNotification shall comply with the provisions in clause 8.8.3.3 of ETSI GS NFV-IFA 013 [i.5].

9.9.4 PolicyConflictNotification

9.9.4.1 Description

This notification indicates a policy conflict is detected by the VNFM. A policy conflict can include any conflicted monitored events, conditions or actions among two or more policies enforced by the VNFM.

Support of this notification is mandatory.

9.9.4.2 Trigger Conditions

The notification is produced when:

- A policy conflict is detected by the VNFM.

9.9.4.3 Attributes

The PolicyConflictNotification shall comply with the provisions in clause 8.8.4.3 of ETSI GS NFV-IFA 013 [i.5].

9.10 Void

Annex A (informative): Examples of VNF connectivity patterns

A.1 Introduction

This annex illustrates examples of possible connectivity patterns for a VNF. The purpose is to illustrate the relationship among the different information elements specified in clause 9.4 that are used to describe the connectivity of and within a VNF instance. This annex also illustrates the use of the "Change External VNF Connectivity" to re-connect external CPs of a VNF instance to a different external VL.

NOTE: The information related to connectivity as shown in the annex A is to be understood in the context of the present document, i.e. availability of certain information on the Ve-Vnfm reference point follows the conditions that are detailed in the respective attribute descriptions and notes in the present document.

A.2 Example of a VNF with two different types of external connection points

The present example shows a regular connectivity pattern of a VNF where the two external CPs of the VNF use different connectivity patterns. Figure A.2-1 illustrates the example, from which it is highlighted the following:

- An external CP of the VNF instance (see VnfExtCp #1) that maps to an internal CP, i.e. a CP of a specific VNFC.
- An external CP of the VNF instance (see VnfExtCp #2) that refers to a link port of an internal VL of the VNF (see VnfLinkPort #2.2).
- An internal VL of the VNF instance (see VnfVirtualLink #1) that is only used for connectivity of VNFCs within the VNF.
- An internal VL of the VNF instance (see VnfVirtualLink #2) that is used as provider of a link port for connectivity of external CPs of the VNF.
- Link ports of internal VL(s) of the VNF instance (see VnfLinkPort #1.1 to #1.3 and VnfLinkPort #2.1), which are exposed on Ve-Vnfm reference point.
- Internal CPs, i.e. CPs of specific VNFCs (see VNFC CPs), which are exposed on the Ve-Vnfm reference point.

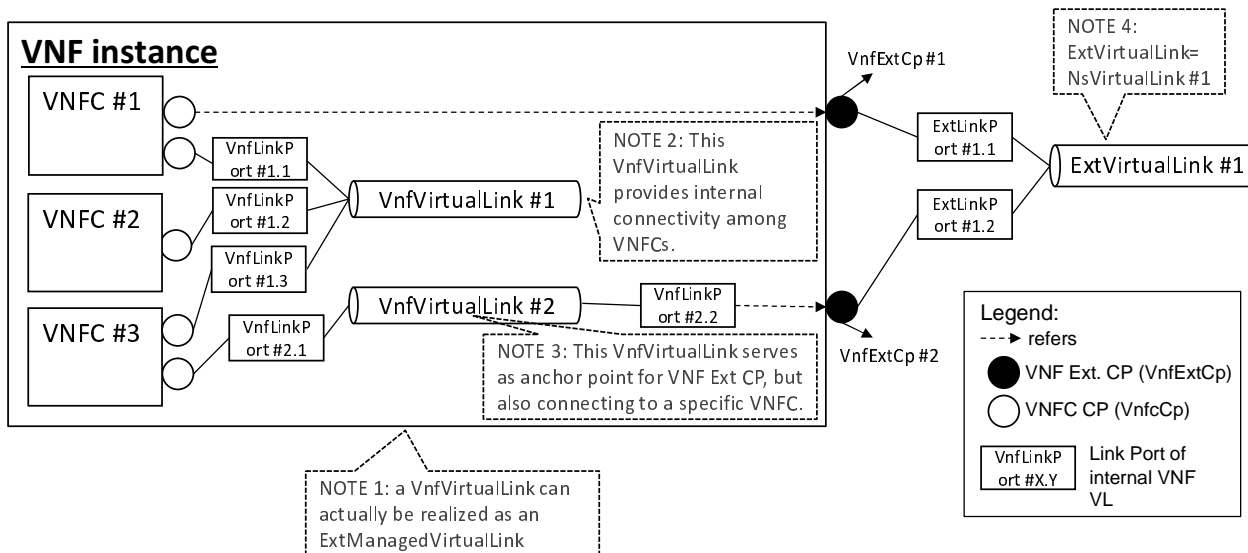


Figure A.2-1: Example of a VNF with two different types of external connections points

A.3 Example of changing VNF connectivity

This example illustrates the operation "Change external VNF connectivity" (clause 7.2.18). The scenario depicted disconnects all external CP instances that were created based on a particular CPD from a "source" external VL and connects them to a "target" external VL.

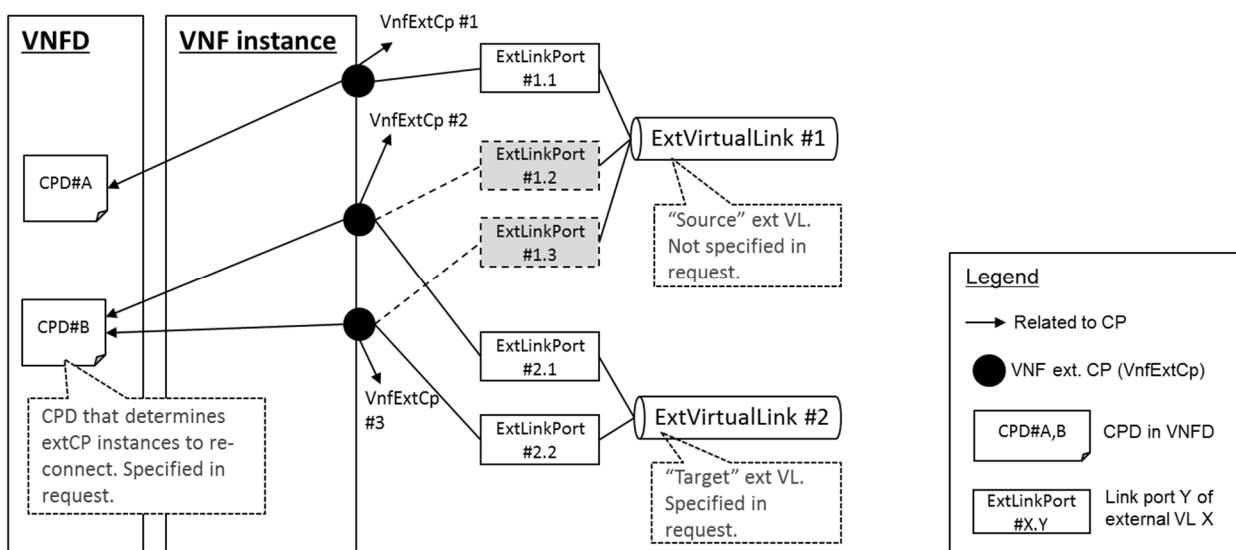


Figure A.3-1: Illustration of disconnecting external CPs from one external VL and connecting them to another external VL

Annex B (informative): Example VNF Configuration flows

B.1 Explicit change of VNF Configurable Properties

Figure B.1-1 illustrates two alternative non-exhaustive examples of VNF configuration triggered by explicit change of VNF Configurable Properties. The first alternative (steps 10a - 11a) shows a scenario where VNF Configuration interface is being used, the second alternative (steps 10b - 12b) shows a scenario where VNF Configuration interface is not being used and VNF is capable of self-managing. Other alternatives for passing the configuration changes to the VNF instance are possible.

```
@startuml
skinparam monochrome true
skinparam sequenceActorBackgroundColor #FFFFFF
skinparam sequenceParticipantBackgroundColor #FFFFFF
skinparam noteBackgroundColor #FFFFFF

participant "NFVO" as nfvo
participant "VNFM" as vnfm
participant "Instance:VNF" as vnf

autonumber "#.'"

    ref over nfvo: triggering of VNF instantiation
        nfvo ->> vnfm: InstantiateVNF()
    activate vnfm
        vnfm ->> nfvo: VnfLcmOperationOccurrenceNotification(START, lcmOpOccId, ...)
    create vnf
        vnfm -->> vnf: Create VNF instance
        vnfm ->> vnf: Subscribe(VNF Indicator Value Change Notifications)
        vnfm ->> nfvo: VnfLcmOperationOccurrenceNotification(RESULT, lcmOpOccId, changes)
    deactivate vnfm
    vnf ->> vnfm: Subscribe(VNF LCM Notifications)
    ref over nfvo, vnfm, vnf: "normal" operation...
    nfvo ->> vnfm: ModifyVnfInfo(vnfConfigurableProperties)
    activate vnfm
        vnfm ->> nfvo: VnfLcmOperationOccurrenceNotification(start, lcmOpOccId, ...)
        vnfm ->> vnf: VnfLcmOperationOccurrenceNotification(start, lcmOpOccId, ...)
    alt VNF configuration interface used
        autonumber 10 "#'a.'"
        vnfm ->> vnf: SetConfigurationRequest(configuration data)
        ref over vnf: Apply config
        vnf -->> vnfm: SetConfigurationResponse(configuration data)
    else VNF configuration interface is not used and VNF is self-managing
        autonumber 10 "#'b.'"
        vnf -> vnfm: GetOperationStatusRequest(lcmOpOccId)
        vnfm --> vnf: GetOperationStatusResponse(operation parameters)
        ref over vnf: Self-manage
        vnf ->> vnfm: IndicatorValueChangeNotification(self-manage, (lcmOpOccId, result))
    end
    autonumber 13 "#.'"
    ref over vnfm: Update VnfInfo IE
        vnfm ->> vnf: VnfLcmOperationOccurrenceNotification(RESULT, lcmOpOccId, ...)
        vnfm ->> nfvo: VnfLcmOperationOccurrenceNotification(RESULT, lcmOpOccId, ...)
    deactivate vnfm
@enduml
```

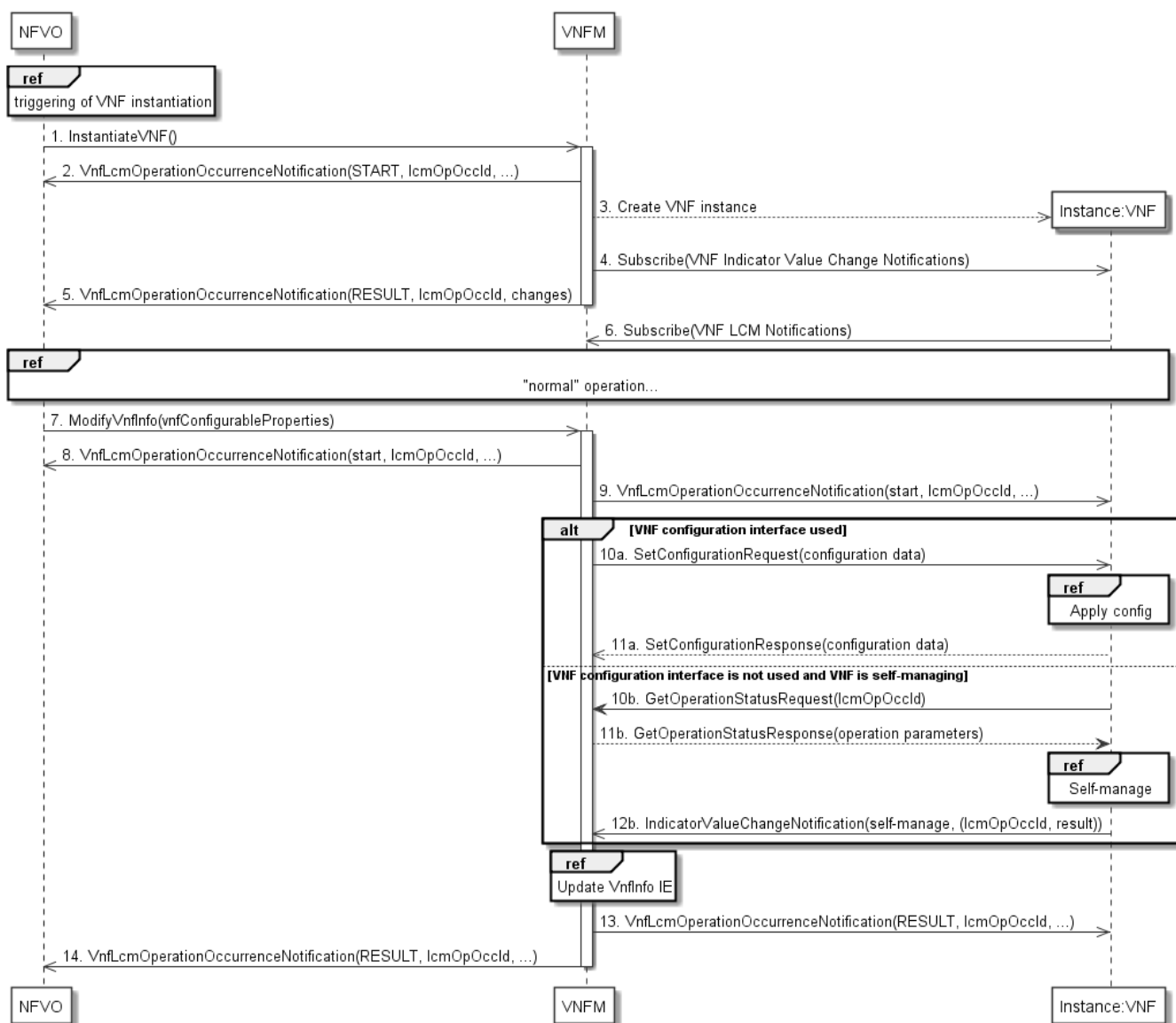


Figure B.1-1: Explicit change of VNF Configurable Properties

1. NFVO requests VNF instantiation (the trigger for VNF instantiation is out of scope of this flow). The step of VNF identifier creation is omitted for simplicity.
2. VNFM begins the VNF instantiation and sends the `VnfLcmOperationOccurrenceNotification` to NFVO (and all subscribers) indicating the start of LCM operation, operation ID, etc.
3. VNFM creates the new VNF instance (the interactions between VNFM and VIM are omitted for simplicity).
4. VNFM subscribes for VNF indicator value change notifications.
5. VNFM completes the VNF instantiation and sends the `VnfLcmOperationOccurrenceNotification` to NFVO (and all subscribers) indicating the result of LCM operation, operation ID, etc.
6. VNF instance subscribes for VNF LCM notifications.
7. NFVO requests VNFM to change certain VNF Configurable Properties with the `ModifyVnfInfo` operation and by passing `vnfConfigurableProperties` as a parameter.
8. 9. VNFM begins the operation and sends the `VnfLcmOperationOccurrenceNotification` to NFVO, VNF (and all subscribers) indicating the start of LCM operation, operation ID, etc.

If VNF Configuration interface (as defined in clause 6.2) is used:

- 10a. VNFM requests setting the configuration with `SetConfigurationRequest` operation and passes configuration data to be applied as a parameter.

VNF applies configuration:

- 11a. VNF returns the result of setting the configuration with the `SetConfigurationResponse` operation and passes the applied configuration data as a parameter.

If VNF Configuration interface (as defined in clause 6.2) is not used and VNF is self-managing:

- 10b. VNF requests the LCM operation details with the `GetOperationStatusRequest` operation and passes the `lcmOpOccId` as a parameter.
- 11b. VNFM returns the LCM operation details (including its parameters) with the `GetOperationStatusResponse` operation and passes the "LCM operation parameters" as a parameter.

VNF "self-manages" (determines what configuration changes need to be applied and applies them):

- 12b. VNF sends VNF Indicator value change notification `IndicatorValueChangeNotification` with information about successful completion of self-managing and indication that configuration changes have been applied. The format and values of the VNF indicator are declared by the VNF provider in the VNFD.

VNFM updates the `VnfInfo` IE accordingly:

13. 14. VNFM completes the operation and sends the `VnfLcmOperationOccurrenceNotification` to NFVO, VNF (and all subscribers) indicating the result of LCM operation, operation ID, etc.

Annex C (normative): NFVI operation and maintenance policies

The activities of NFVI operation and maintenance (e.g. NFVI software modification) have impact on VNF instances running on top of those NFVI resources to be changed. To minimize the impact on the service continuity of the VNF instances, a set of constraints shall be applied during this process. Based on this set of constraints, different actions can be taken to mitigate the impact of the NFVI operation and maintenance on the hosted VNF instances.

The EM and the VNFM shall support the constraints related to NFVI operation and maintenance given in clause 5.6 of ETSI GS NFV-IFA 010 [3] and express them as NFVI operation and maintenance policies.

For creating NFVI operation and maintenance policies, the EM determines the NFVI operation and maintenance constraints based on the current state of the VNF. This may be triggered by alarms of severity "warning" received by the EM/VNF from the VNFM, which report upcoming impacts due to NFVI operation and maintenance. The constraints express needs of VNFC/virtual link/virtual storage instances and their groups on the virtualised resources and virtualised resources groups they are using. The EM converts the identified constraints into NFVI operation and maintenance policies.

The EM sends to the VNFM the policy(ies) containing the constraints of NFVI operation and maintenance via the TransferPolicyRequest message (see clause 7.7.2) of the Policy Management interface over the Ve-Vnfm reference point whenever this is appropriate, e.g. because of upcoming virtualised resource changes due to the NFVI operation and maintenance.

Whenever the VNFM receives the NFVI operation and maintenance policy(ies) from the EM, it verifies the constraints expressed in the policy(ies), e.g. checking the consistency of the constraints in the policy(ies) with the information it maintains for the targeted virtualised resource or group of virtualised resources. In case of any conflict, the VNFM responds to the EM with a TransferPolicyResponse message indicating the failure and any appropriate additional information. Otherwise, it stores the received constraints and provides them to the VIM(s) (see annex B of ETSI GS NFV-IFA 006 [1]). For the policy(ies) of these constraints the VNFM responds to the EM according to the response it receives from the VIM.

The VNFM may modify the received policies (e.g. converting identifiers of VNFC/virtual link/virtual storage instances into corresponding identifiers of virtualised resources and their groups) before providing them (e.g. created or updated) to the VIM.

The NFVI operation and maintenance policy(ies) shall include all information needed to express the applicable constraints of the VNFC/virtual link/virtual storage instances running on top of the virtualised resource(s), or group(s) of virtualised resources.

NOTE 1: The EM can decide to send only the NFVI operation and maintenance constraints for the VNFC/virtual link/virtual storage instances listed in the received alarm as to be impacted by the planned NFVI operation and maintenance.

In addition, the EM can delete, query, activate or deactivate the policy(ies) containing the NFVI operation and maintenance constraints by using the existing operations (e.g. DeletePolicy, QueryPolicy, ActivatePolicy, DeactivatePolicy) of Policy Management interface. The VNFM shall apply the appropriate policy management operation on the policy(ies) it transferred to the VIM as a result of the policy, which is being managed by the EM (i.e. deleted, queried, activated or deactivated).

NOTE 2: This annex is not applicable if there is no EM functionality (including no integrated EM in VNF) provided for the management a VNF.

Annex D (informative): Change History

| Date | Version | Information about changes |
|----------------|---------|--|
| December | V0.0.1 | Skeleton and scope |
| March 2015 | V0.2.0 | Implemented NFVIFA(15)000357r1 |
| May 2015 | V0.2.1 | Implemented contribution agreed in Sanya |
| May 2015 | V0.2.2 | Implemented contribution agreed in San Jose and the Disclaimer Implemented CR: NFVIFA(15)000799r5, NFVIFA(15)000615r6, NFVIFA(15)000622r4, NFVIFA(15)000623r4, NFVIFA(15)000523r2, NFVIFA(15)000067r3 |
| August 2015 | V0.2.3 | Implemented NFVIFA(15)000563r4, NFVIFA(15)000930r3 |
| September 2015 | V0.3.0 | Implemented NFVIFA(15)0001141r1, NFVIFA(15)000978r2, NFVIFA(15)000929r6 |
| October 2015 | V0.3.1 | Implemented NFVIFA(15)000994r1, NFVIFA(15)000953r4 |
| November 2015 | V0.4.0 | Implemented NFVIFA(15)0001151r3, NFVIFA(15)00065r3, NFVIFA(15)0001150r2, NFVIFA(15)0001152r2, NFVIFA(15)0001139r3, NFVIFA(15)0001196r1, NFVIFA(15)0001317r1 |
| December 2015 | V0.5.0 | Implemented NFVIFA(15)0001529, NFVIFA(15)0001495r2, NFVIFA(15)0001561, NFVIFA(15)0001509, NFVIFA(15)0001493r2, NFVIFA(15)0001323r6, NFVIFA(15)0001498r1, NFVIFA(15)0001455r2, NFVIFA(15)0001596, NFVIFA(15)0001608r2, NFVIFA(15)0001444 |
| February 2016 | V0.6.0 | Implemented NFVIFA(15)0001321r4, NFVIFA(16)000098r1, NFVIFA(16)000107r1, NFVIFA(16)000108r1, NFVIFA(16)000109r1, NFVIFA(16)000110r1, NFVIFA(16)000112r1, NFVIFA(16)000113r1, NFVIFA(16)000114r2, NFVIFA(16)000115r2, NFVIFA(16)000116r1, NFVIFA(16)000120r3, NFVIFA(16)000127r4, NFVIFA(16)000106r1, NFVIFA(16)000119r1 |
| March 2016 | V0.7.0 | Implemented NFVIFA(16)000257r1, NFVIFA(15)000779r9, NFVIFA(16)000281r1, NFVIFA(16)000253r1, NFVIFA(16)000264r1, NFVIFA(16)000322r1, NFVIFA(16)000252r1, NFVIFA(16)000192, NFVIFA(16)000326, NFVIFA(16)000324r1, NFVIFA(16)000289, NFVIFA(16)000291r1, NFVIFA(16)000290r1, NFVIFA(16)000210r2, NFVIFA(16)000246r2, NFVIFA(16)000249r3, NFVIFA(16)000224, NFVIFA(16)000197, NFVIFA(16)000217, NFVIFA(16)000267r4, NFVIFA(16)000142r6 |
| March 2016 | V0.7.1 | ToC updated |
| April 2016 | V0.8.0 | Implemented NFVIFA(16)000394r2, NFVIFA(16)000429r2, NFVIFA(16)000430, NFVIFA(16)000469r1, NFVIFA(16)000485, NFVIFA(16)000508r1, NFVIFA(16)000526r1, NFVIFA(16)000530, NFVIFA(16)000552, NFVIFA(16)000562, NFVIFA(16)000571, NFVIFA(16)000558r1, NFVIFA(16)000421r2, NFVIFA(16)000425r2 NFVIFA(16)000382r2, NFVIFA(16)000397r3, NFVIFA(16)000418r2, NFVIFA(16)000422, NFVIFA(16)000444r2, NFVIFA(16)000497r2, NFVIFA(16)000499r1, NFVIFA(16)000543r2, NFVIFA(16)000549r1, NFVIFA(16)000550r1, NFVIFA(16)000554, NFVIFA(16)000556r1, NFVIFA(16)000557r1, NFVIFA(16)000560r3, NFVIFA(16)000563, NFVIFA(16)000575r1, NFVIFA(16)000576r3 NFVIFA(16)000420r2, NFVIFA(16)000445r1, NFVIFA(16)000449r3, NFVIFA(16)000450r3, NFVIFA(16)000462, NFVIFA(16)000466r5, NFVIFA(16)000509r1, NFVIFA(16)000547r1, NFVIFA(16)000551r4, NFVIFA(16)000553, NFVIFA(16)000565r2, NFVIFA(16)000592, NFVIFA(16)000601r4, NFVIFA(16)000652, NFVIFA(16)000656r1, NFVIFA(16)000667r1, NFVIFA(16)000722 NFVIFA(16)000461r7, NFVIFA(16)000720r2, NFVIFA(16)000484r9 |

| Date | Version | Information about changes |
|------------------|---------|--|
| June 2016 | V0.9.0 | Implemented NFVIFA(16)000453r2, NFVIFA(16)000769r2, NFVIFA(16)0000783, NFVIFA(16)000784, NFVIFA(16)000785r3, NFVIFA(16)000786r1, NFVIFA(16)000788, NFVIFA(16)000794r1, NFVIFA(16)000831, NFVIFA(16)000836r2, NFVIFA(16)000837, NFVIFA(16)000838r2, NFVIFA(16)000839, NFVIFA(16)000852. NFVIFA(16)000791r5, NFVIFA(16)000795r3, NFVIFA(16)000856, NFVIFA(16)000893r1, NFVIFA(16)0001001r3, NFVIFA(16)0001011r2, NFVIFA(16)0001016 NFVIFA(16)000857r2, NFVIFA(16)000858, NFVIFA(16)000860, NFVIFA(16)000862r2, NFVIFA(16)000864, NFVIFA(16)000905r1 |
| July 2016 | V0.9.1 | Implemented NFVIFA(16)0001042r2, NFVIFA(16)0001049, NFVIFA(16)0001033r1, NFVIFA(16)0001038r1, NFVIFA(16)000806r11, NFVIFA(16)0001066r1, NFVIFA(16)0001063r1 Fix conventions for stage 3 data type and the use of abbreviation |
| August 2016 | V0.9.2 | Implemented NFVIFA(16)0001088r1, NFVIFA(16)0001078r2, NFVIFA(16)0001077 ToC alignment with IFA007: <ul style="list-style-type: none"> • move VNF Lifecycle Change Notification interface from clauses 7.5 to 7.3 • move VNF Performance Management interface from clauses 7.6 to 7.4 • move VNF Fault Management interface from clauses 7.3 to 7.5 • move VNF Configuration Management interface from clauses 7.4 to 7.6 Delete editor's notes in clauses 4.2 and 5.3.1 as proposed in NFVIFA(16)0001122 Implemented NFVIFA(16)0001109r2 Alignment of the sequence and description of the LCM operations between IFA007 & IFA008 in clause 7.2 Alignment of the sequence and description of the Information elements related to VNF Lifecycle Management between IFA007 & IFA008 in clause 9.4 Fixed some typos and editorial inconsistencies |
| August 2016 | V0.9.3 | Implemented NFVIFA(16)0001131, NFVIFA(16)0001126r3 |
| August 2016 | V0.9.4 | Implemented NFVIFA(16)000770_Replace_primitive_type_TimeStamp_by_DateTime Extended the implementation of change 5 in NFVIFA(16)001126r3_IFA007_IFA008_inconsistency_fixes to all places where the text is applicable (Description of input/output parameters of type ExtVirtualLink and ExtManagedVirtualLink starts with "Information about", rather than "Reference to") |
| 22 August 2016 | V0.9.4b | Alignment of the Operation Result clauses: result of an operation use past tense and return parameter use passive present tense and avoid future tense (will be). Output parameter mentioned in attribute descriptions are also changed to use "is returned" or "are returned" Editorial change in table 9.4.2.2-1, change "NVFO" to "NFVO" |
| 7 September 2016 | V0.9.5 | Implemented editorial CR in NFVIFA(16)0001219 |
| February 2017 | V2.1.2 | Implemented NFVIFA(17)000032 |
| March 2017 | V2.1.3 | Implemented NFVIFA(17)000062r4 |
| May 2017 | V2.1.4 | Implemented NFVIFA(17)000095r3, NFVIFA(17)000238r1, NFVIFA(17)000257r2 after NFVIFA#48-F2F-Piscataway NFVIFA(17)000285r4, NFVIFA(17)000293r2, NFVIFA(17)000354, NFVIFA(17)000463r1, NFVIFA(17)000478, NFVIFA(17)000479 after NFV#18 |
| June 2017 | V2.1.5 | Implemented NFVIFA(17)000104r2, NFVIFA(17)000298r1, NFVIFA(17)000391r2, NFVIFA(17)000428r2, NFVIFA(17)000451r2, NFVIFA(17)000506r1, NFVIFA(17)000548r3, NFVIFA(17)000558r1, NFVIFA(17)000564r1, NFVIFA(17)000567r3, NFVIFA(17)000568r1, NFVIFA(17)000589r3, NFVIFA(17)000601r1, NFVIFA(17)000275r1, NFVIFA(17)000274r2 |
| December 2017 | V2.3.2 | Implemented NFVIFA(17)000917, NFVIFA(17)000918r2, NFVIFA(17)000971, NFVIFA(17)000978, NFVIFA(17)000996r1, NFVIFA(17)001038r2, NFVIFA(17)001079, NFVIFA(17)001102, NFVIFA(17)001107, NFVIFA(17)001115r2, NFVIFA(17)001116r1, NFVIFA(17)001121, NFVIFA(17)001131r1, NFVIFA(17)001178, NFVIFA(17)001179 For NFVIFA(17)001116r1, the Rapporteur has fixed the following mis-alignment: The first pattern in change 1 includes the text 'trigger the sending of the "start" LCM notification' whereas the second pattern in change 3 includes the text 'trigger the "start" notification'. As the first pattern is more precise, the rapporteur has aligned the second pattern with the first one when implementing the CR |

| Date | Version | Information about changes |
|---------------|---------|---|
| January 2018 | V2.3.3 | Editorial corrections of annex D |
| May 2018 | V3.0.0 | Base line for Release 3 created from v2.4.1 |
| June 2018 | V3.0.1 | Implemented NFVIFA(18)000431r1, NFVIFA(18)000565, NFVIFA(18)000604, NFVIFA(18)000614, NFVIFA(18)000630, NFVIFA(18)000633, NFVIFA(18)000644, NFVIFA(18)000535r2 |
| October 2018 | V3.1.2 | Base line for Release 3 maintenance, created from v3.1.1 Implemented NFVIFA(18)000835 |
| November 2018 | V3.1.3 | Implemented NFVIFA(18)000888r2, NFVIFA(18)000960 Reordered annex C Authors & Contributors list |
| December 2018 | V3.1.4 | Implemented NFVIFA(18)0001003, NFVIFA(18)0001015, NFVIFA(18)0001024r2, NFVIFA(18)0001033, NFVIFA(18)0001087, NFVIFA(18)0001092 |
| February 2019 | V3.1.5 | Implemented NFVIFA(19)000058 |
| February 2019 | V3.1.6 | Implemented NFVIFA(19)000139, NFVIFA(19)000147 |
| May 2019 | V3.2.2 | Base line for Release 3 maintenance, created from V3.2.1 |
| July 2019 | V3.2.3 | Implemented NFVIFA(19)000363r2, NFVIFA(19)000454r2, NFVIFA(19)000507, NFVIFA(19)000607, NFVIFA(19)000615r1, NFVIFA(19)000616, NFVIFA(19)000624, NFVIFA(19)000636, NFVIFA(19)000639, NFVIFA(19)000650, NFVIFA(19)000654, NFVIFA(19)000700 |
| August 2019 | V3.3.2 | Base line for Release 3 maintenance, created from v3.3.1 |
| March 2020 | V3.3.3 | Implemented NFVIFA(19)000761, NFVIFA(19)000771, NFVIFA(19)000820, NFVIFA(19)000884, NFVIFA(19)000888, NFVIFA(19)000898, NFVIFA(19)000951, NFVIFA(19)000994, NFVIFA(19)0001034r1, NFVIFA(20)000013, NFVIFA(20)000018, NFVIFA(20)000050r1, NFVIFA(20)000116r1 |
| May 2020 | V3.3.4 | Implemented NFVIFA(20)000148r1, NFVIFA(20)000168r1, NFVIFA(20)000173, NFVIFA(20)000194, NFVIFA(20)000203, NFVIFA(20)000233, NFVIFA(20)000257, NFVIFA(20)000258, NFVIFA(20)000285, NFVIFA(20)000288, NFVIFA(20)000295r1 |

History

| Document history | | |
|-------------------------|-------------|-------------|
| V3.1.1 | August 2018 | Publication |
| V3.2.1 | April 2019 | Publication |
| V3.3.1 | August 2019 | Publication |
| V3.4.1 | June 2020 | Publication |
| | | |