

**Telecommunications and Internet converged Services and
Protocols for Advanced Networking (TISPAN);
Resource and Admission Control: H.248 Profile for controlling
Border Gateway Functions (BGF) in the Resource and
Admission Control Subsystem (RACS);
Protocol specification**



Reference

RES/TISPAN-03192-NGN-R2

Keywords

H.248, interface

ETSI

650 Route des Lucioles
F-06921 Sophia Antipolis Cedex - FRANCE

Tel.: +33 4 92 94 42 00 Fax: +33 4 93 65 47 16

Siret N° 348 623 562 00017 - NAF 742 C
Association à but non lucratif enregistrée à la
Sous-Préfecture de Grasse (06) N° 7803/88

Important notice

Individual copies of the present document can be downloaded from:

<http://www.etsi.org>

The present document may be made available in more than one electronic version or in print. In any case of existing or perceived difference in contents between such versions, the reference version is the Portable Document Format (PDF). In case of dispute, the reference shall be the printing on ETSI printers of the PDF version kept on a specific network drive within ETSI Secretariat.

Users of the present document should be aware that the document may be subject to revision or change of status. Information on the current status of this and other ETSI documents is available at

<http://portal.etsi.org/tb/status/status.asp>

If you find errors in the present document, please send your comment to one of the following services:

http://portal.etsi.org/chaicor/ETSI_support.asp

Copyright Notification

No part may be reproduced except as authorized by written permission.
The copyright and the foregoing restriction extend to reproduction in all media.

© European Telecommunications Standards Institute 2008.
All rights reserved.

DECT™, PLUGTESTS™, UMTS™, TIPHON™, the TIPHON logo and the ETSI logo are Trade Marks of ETSI registered for the benefit of its Members.

3GPP™ is a Trade Mark of ETSI registered for the benefit of its Members and of the 3GPP Organizational Partners.

Contents

Intellectual Property Rights	8
Foreword.....	8
1 Scope	9
2 References	9
2.1 Normative references	9
2.2 Informative references.....	11
3 Definitions and abbreviations.....	11
3.1 Definitions.....	11
3.2 Abbreviations	13
4 Applicability.....	13
4.1 Architecture.....	13
5 Profile description	14
5.1 Profile identification.....	14
5.2 Summary	14
5.3 Gateway Control Protocol Version	15
5.4 Connection model.....	15
5.5 Context attributes	15
5.6 Terminations.....	15
5.6.1 Termination names	15
5.6.1.1 IP Termination	15
5.6.1.1.1 Overview and prose specification.....	15
5.6.1.1.2 Syntactical Specification	18
5.6.2 Multiplexed terminations	18
5.7 Descriptors	18
5.7.1 TerminationState descriptor.....	18
5.7.2 Stream descriptor	19
5.7.2.1 LocalControl descriptor	19
5.7.3 Events descriptor	19
5.7.4 EventBuffer descriptor.....	20
5.7.5 Signals descriptor.....	20
5.7.6 DigitMap descriptor	21
5.7.7 Statistics descriptor.....	21
5.7.8 ObservedEvents descriptor	21
5.7.9 Topology descriptor.....	21
5.7.10 Error descriptor.....	22
5.8 Command API.....	22
5.8.1 Add	23
5.8.2 Modify	23
5.8.3 Subtract.....	24
5.8.4 Move.....	24
5.8.5 AuditValue.....	24
5.8.6 AuditCapabilities	24
5.8.7 Notify.....	24
5.8.8 ServiceChange	24
5.8.9 Manipulating and auditing context attributes.....	25
5.9 Generic command syntax and encoding.....	25
5.10 Transactions	25
5.11 Messages	26
5.12 Transport	26
5.13 Security	27
5.14 Packages.....	27
5.14.1 Overview	28
5.14.2 Package usage information	29

5.14.2.1	Generic (g)	29
5.14.2.2	Base root (root)	30
5.14.2.3	Network (nt)	31
5.14.2.4	Differentiated Services (DS)	31
5.14.2.5	Gate Management (GM)	32
5.14.2.6	Traffic management (tman)	33
5.14.2.7	IP NAPT Traversal (ipnapt)	33
5.14.2.8	MPLS (mpls)	34
5.14.2.9	VLAN (vlan)	34
5.14.2.10	MGC Information (mgcinfo)	35
5.14.2.11	Inactivity (it)	35
5.14.2.12	Segmentation (seg)	36
5.14.2.13	RTP Package	37
5.14.2.14	Application Data Inactivity Detection (adid)	37
5.14.2.15	IP Domain Connection (ipdc)	38
5.14.2.16	Media Gateway Overload Control Package	38
5.14.2.17	Hanging Termination Detection (Hangterm)	39
5.14.2.18	Statistic Conditional Reporting (scr)	39
5.15	Mandatory support of SDP and Annex C information elements	40
5.16	Optional support of SDP and Annex C information elements	41
5.17	Overview of Procedures	42
5.17.1	Overview of Session Dependent Procedures	42
5.17.1.1	Gate control	43
5.17.1.2	Allocation and translation of IP addresses, ports and versions (NAPT-PT)	44
5.17.1.3	Support of Hosted NAT Traversal	45
5.17.1.4	QoS marking	45
5.17.1.5	Bandwidth control - Reservation, Allocation and Policing	45
5.17.1.5.1	Admission Control	46
5.17.1.5.2	Traffic Descriptor	46
5.17.1.5.3	Bandwidth reservation and allocation	47
5.17.1.5.4	Bandwidth policing	47
5.17.1.5.5	Non-specification of <i>tman</i> properties	47
5.17.1.6	Usage metering and statistics reporting	47
5.17.1.6.1	Statistics for Media/Transport-agnostic IP packets	47
5.17.1.6.2	Traffic Volume related Statistics	47
5.17.1.7	RTCP Handling	48
5.17.1.7.1	RTCP Port Allocation	48
5.17.1.7.2	RTP/RTCP to-H.248 Stream Mapping	49
5.17.1.8	RTCP Forwarding	49
5.17.1.8.1	Conditions for RTCP packet policing	49
5.17.1.8.2	Forwarding of regular RTCP traffic	49
5.17.1.8.3	Handling of RTCP XR/HR traffic	49
5.17.1.9	Media Inactivity	49
5.17.1.10	IP Realm/Domain Indication	50
5.17.1.10.1	Codepoint and format/encoding	50
5.17.1.10.2	Unsuccessful indication	50
5.17.1.10.3	Fix assignment per termination lifetime	50
5.17.1.10.4	Number of IP Realms/Domains	50
5.17.1.11	Two-Stage BGF Resource Reservation	51
5.17.1.12	Hanging Termination Detection	51
5.17.1.13	Real Time Statistics Reporting	51
5.17.1.14	Transcoding	52
5.17.1.14.1	Media types and formats (Codecs)	52
5.17.1.14.2	Decision for transcoding	52
5.17.2	Overview of Session Independent Procedures	52
5.17.2.1	Introduction - Relation to TR 183 025	52
5.17.2.2	Session-independent procedures	52
5.17.2.3	MG Overload Control: Rate limitation of H.248 Messages from MGC-to-MG	52
5.18	Session Dependent Procedures (Command Level Details)	53
5.18.1	Add Termination	54
5.18.1.1	Add Termination - Remote Addr and Port Known, Select Local Addr and Port	54
5.18.1.1.1	Conditions for Address Policing: SAF, SPF, SAM, SPR, SPRR	56

5.18.1.1.2	Assigning IP Domain/Realm to Termination	57
5.18.1.1.3	Add Termination - Remote Addr and Port Known, Select Local Addr and Port - Examples.....	57
5.18.1.2	Add Termination - Select Local Addr and Port.....	59
5.18.1.2.1	Add Termination - Select Local Addr and Port - Examples	61
5.18.1.3	Add Termination - Remote Addr Known, Select Local Addr.....	62
5.18.1.3.1	Add Termination - Remote Addr Known, Select Local Addr - Examples	63
5.18.1.4	Add Termination - Select Local Addr	64
5.18.1.4.1	Add Termination - Select Local Addr - Examples	65
5.18.2	Session Establishment Update	65
5.18.2.1	Session Establishment Update - Remote Addr and Port Known.....	66
5.18.2.1.1	Session Establishment Update - Remote Addr and Port Known - Examples	67
5.18.2.2	Session Establishment Update - Remote Addr Known.....	69
5.18.2.2.1	Session Establishment Update - Remote Addr Known - Examples	70
5.18.2.3	Session Establishment Update - Through Connect	71
5.18.2.3.1	Session Establishment Update - Through Connect - Examples.....	72
5.18.2.4	Session Establishment Update - Select Local Port.....	73
5.18.2.4.1	Session Establishment Update - Select Local Port - Examples	75
5.18.2.5	Session Establishment Update - Bandwidth Change.....	76
5.18.2.5.1	Session Establishment Update - Bandwidth Change - Examples	78
5.18.3	Mid-Session Update.....	78
5.18.3.1	Mid-Session Update - Bandwidth Change	79
5.18.3.1.1	Mid-Session Update - Bandwidth Change - Examples.....	81
5.18.3.2	Mid-Session Update - Media Change	82
5.18.3.2.1	Mid-Session Update - Media Change - Examples	84
5.18.3.3	Mid-Session Update - Remote Port Change.....	85
5.18.3.3.1	Mid-Session Update - Remote Port Change - Examples	87
5.18.3.4	Mid-Session Update - Add Stream, Remote Addr and Port Known	88
5.18.3.4.1	Mid-Session Update - Add Stream, Remote Addr & Port Known - Examples	90
5.18.3.5	Mid-Session Update - Add Stream.....	91
5.18.3.5.1	Mid-Session Update - Add Stream - Examples	93
5.18.3.6	Mid-Session Update - Delete Stream	94
5.18.3.6.1	Mid-Session Update - Delete Stream - Examples	95
5.18.4	Auditing	98
5.18.4.1	Mid-Session Statistics Audit	98
5.18.4.1.1	Mid-Session Statistics Audit - Example	99
5.18.5	Notification of MG Events	100
5.18.5.1	Notification of IP Media Stop	100
5.18.5.2	Notification of Hanging Termination.....	101
5.18.5.3	Notification of Statistic Conditional Reporting.....	102
5.18.6	Delete Session/Termination	103
5.18.6.1	Delete Session/Termination	103
5.18.6.1.1	Delete Session/Termination - Examples.....	104
5.18.6.2	Delete Session/Termination - Wildcarded Reply.....	106
5.18.6.2.1	Delete Session - Wildcarded Reply - Examples	106
5.19	Non-Session Related Use Cases	106
5.19.1	Enable MG.....	107
5.19.1.1	Enable MG (at MGC).....	107
5.19.1.2	Enable MG (at MG)	107
5.19.1.2.1	Enable MG (at MG): Cold Boot	108
5.19.1.2.2	Enable MG (at MG): Warm Boot.....	109
5.19.2	Enable MGC	110
5.19.3	Disable MG (Graceful)	110
5.19.3.1	Disable MG (Graceful) (MGC).....	110
5.19.3.2	Disable MG (Graceful) (MG)	111
5.19.4	Disable MG (Immediate).....	111
5.19.4.1	Disable MG (Immediate) (MGC).....	111
5.19.4.2	Disable MG (Immediate) (MG)	112
5.19.5	Disable MGC	112
5.19.6	Enable Termination.....	112
5.19.7	Disable Termination (Graceful).....	112
5.19.8	Disable Termination (Immediate).....	112
5.19.9	MG Failure and Recovery.....	113

5.19.10	MG Termination Failure and Recovery	113
5.19.11	MGC Failure and Recovery	113
5.19.12	User Plane Failure.....	114
5.19.13	MGC-MG Control Association Failure and Recovery	114
5.19.14	MG Overload	117
5.19.15	MGC Overload	117
5.19.16	MGC Hand-Off.....	117
5.19.17	MGC Re-Direct	118
5.19.18	MG Failover.....	118
5.20	Session Independent Procedures (Command Level Details).....	119
5.20.1	MG Initial Registration	120
5.20.2	MG Restoration	121
5.20.3	Packages Audit	121
5.20.4	Context Audit.....	122
5.20.5	MG Termination Available.....	123
5.20.6	MG Termination Unavailable	123
5.20.7	Audit Termination State.....	124
5.20.8	Set ROOT Termination Events/Properties.....	124
5.20.9	MGC Ordered Re-Register	125
5.20.10	Check MG Availability.....	125
5.20.11	MG OOS Graceful	126
5.20.12	MG OOS Immediate	126
5.20.13	MGC Hand-Off.....	127
5.20.14	MG Re-Register	128
5.20.15	MG Termination OOS Graceful	128
5.20.16	MGC Overload Notification	128
5.20.17	Registration Redirect	129
5.20.18	User Plane Failure.....	130
5.20.19	Check MGC Availability	130
5.20.20	Re-Establish Previous Control Association	131
5.20.21	MGC Failover - Establish New Control Association.....	131
5.20.22	MG Primary Failover.....	132
5.20.23	MG Overload Notification.....	133
5.20.24	MG Ordered Re-Register.....	133
5.20.25	Wildcarded Subtract	134
5.20.26	MG Secondary Failover.....	134
5.20.27	MGC Service Cancellation	134
5.20.28	Audit Service State	134
Annex A (informative): Illustration of Gate/Pinhole Concept		135
A.1	General	135
A.2	Relationships between gates and H.248 Streams	135
Annex B (informative): Comparison between ES 283 018 V1.1.4 (Ia Profile Version 1) and TS 102 333 (GCP)		136
B.1	General	136
B.2	Differences between TS 102 333 (GCP) and ES 283 018 V1.1.4 (Ia Profile Version 1).....	136
Annex C (informative): Comparison with Ia Profile Version 1		137
C.1	General	137
C.2	Differences between ES 283 018 V1.1.4 (Ia Profile Version 1) and ES 283 018 V2.3.0 (Ia Profile Version 2).....	137
Annex D (informative): Illustration of an IP processing model for an H.248 (IP, IP) Context.....		139
D.1	Example model.....	139
D.2	Aspects of filter interaction	141
D.2.1	Interaction between address latching and address policing	141

Annex E (informative):	Guidelines for Ia-to-Gq' mapping	143
E.1	Guidelines for Ia-to-Gq' mapping with regards to session-independent procedures.....	143
E.1.1	Introduction	143
E.1.2	Mapping guidelines	143
E.1.2.1	Session-dependent procedures	143
E.1.2.2	Session-independent procedures	144
E.2	Guidelines for Ia-to-Gq' mapping with regards to bearer-specific events.....	144
E.2.1	Introduction	144
E.2.2	Mapping guidelines	145
E.2.2.1	Guidelines for <i>Specific Action</i> AVPs	145
E.2.2.2	Other AVPs.....	145
Annex F (informative):	Bibliography.....	146
Annex G (informative):	Change history	147
History		149

Intellectual Property Rights

IPRs essential or potentially essential to the present document may have been declared to ETSI. The information pertaining to these essential IPRs, if any, is publicly available for **ETSI members and non-members**, and can be found in ETSI SR 000 314: "*Intellectual Property Rights (IPRs); Essential, or potentially Essential, IPRs notified to ETSI in respect of ETSI standards*", which is available from the ETSI Secretariat. Latest updates are available on the ETSI Web server (<http://webapp.etsi.org/IPR/home.asp>).

Pursuant to the ETSI IPR Policy, no investigation, including IPR searches, has been carried out by ETSI. No guarantee can be given as to the existence of other IPRs not referenced in ETSI SR 000 314 (or the updates on the ETSI Web server) which are, or may be, or may become, essential to the present document.

Foreword

This ETSI Standard (ES) has been produced by ETSI Technical Committee Telecommunications and Internet converged Services and Protocols for Advanced Networking (TISPAN).

1 Scope

The present document defines a profile of the Gateway Control Protocol (H.248.1) to be used for controlling Border Gateway Functions (BGF), as defined in ES 282 003 [3].

2 References

References are either specific (identified by date of publication and/or edition number or version number) or non-specific.

- For a specific reference, subsequent revisions do not apply.
- Non-specific reference may be made only to a complete document or a part thereof and only in the following cases:
 - if it is accepted that it will be possible to use all future changes of the referenced document for the purposes of the referring document;
 - for informative references.

Referenced documents which are not found to be publicly available in the expected location might be found at <http://docbox.etsi.org/Reference>.

For online referenced documents, information sufficient to identify and locate the source shall be provided. Preferably, the primary source of the referenced document should be cited, in order to ensure traceability. Furthermore, the reference should, as far as possible, remain valid for the expected life of the document. The reference shall include the method of access to the referenced document and the full network address, with the same punctuation and use of upper case and lower case letters.

NOTE: While any hyperlinks included in this clause were valid at the time of publication ETSI cannot guarantee their long term validity.

2.1 Normative references

The following referenced documents are indispensable for the application of the present document. For dated references, only the edition cited applies. For non-specific references, the latest edition of the referenced document (including any amendments) applies.

- [1] ITU-T Recommendation H.248.1 (2005): "Gateway control protocol: Version 3".
- [2] Void.
- [3] ETSI ES 282 003: "Telecommunications and Internet converged Services and Protocols for Advanced Networking (TISPAN); Resource and Admission Control Sub-System (RACS): Functional Architecture".
- [4] ITU-T Recommendation H.248.45 (2006): "Gateway control protocol: MGC information package".
- [5] ITU-T Recommendation H.460.18: "Traversal of H.323 signalling across network address translators and firewalls".
- [6] IETF RFC 5234: "Augmented BNF for Syntax Specifications: ABNF".
- [7] IETF RFC 3264: "An Offer/Answer Model with Session Description Protocol (SDP)".
- [8] IETF RFC 2663: "IP Network Address Translator (NAT) Terminology and Considerations".
- [9] ITU-T Recommendation H.248.37 (2005): "Gateway control protocol: IP NATP traversal package".

- [10] ITU-T Recommendation H.248.54 (2007): "Gateway control protocol: MPLS support package".
- [11] ITU-T Recommendation H.248.56 (2007): "Gateway control protocol: Packages for virtual private network support".
- [12] ITU-T Recommendation H.248.40 (2007): "Gateway Control Protocol: Application Data Inactivity Detection Package".
- [13] ITU-T Recommendation H.248.14 (2002): "Gateway control protocol: Inactivity timer package".
- [14] ITU-T Recommendation Q.3303.2 (2007): "Protocol at the interface between a Policy Decision Physical Entity (PD-PE) and a Policy Enforcement Physical Entity (PE-PE) (Rw Interface): H.248 Alternative".
- [15] ITU-T Recommendation H.248.11 (2002): "Gateway control protocol: Media gateway overload control package".
- [16] ITU-T Recommendation H.248.41 (2006): "Gateway control protocol: IP domain connection package".
- [17] Draft ITU-T Recommendation H.248.52 (2007): "Gateway control protocol: QOS Support packages".
- NOTE: Available at http://ftp3.itu.ch/av-arch/avc-site/2005-2008/0801_Seo/TD-29.zip.
- [18] Draft ITU-T Recommendation H.248.43 (2007): "Gateway control protocol: Gate Management and Gate Control packages".
- NOTE: Available at http://ftp3.itu.ch/av-arch/avc-site/2005-2008/0801_Seo/TD-66.zip.
- [19] Draft ITU-T Recommendation H.248.53 (2007): "Gateway control protocol: Traffic Management packages".
- NOTE: Available at http://ftp3.itu.ch/av-arch/avc-site/2005-2008/0801_Seo/TD-30.zip.
- [20] Void.
- [21] Void.
- [22] ETSI ES 283 018 (V1.1.4): "Telecommunications and Internet converged Services and Protocols for Advanced Networking (TISPAN); Resource and Admission Control: H.248 Profile for controlling Border Gateway Functions (BGF) in the Resource and Admission Control Subsystem (RACS); Protocol specification".
- [23] ITU-T Recommendation H.248.49 (2007): "Gateway control protocol: Session description protocol RFC and capabilities packages".
- [24] ITU-T Recommendation H.248.36 (2005): "Gateway control protocol: Hanging Termination Detection package".
- [25] ITU-T Recommendation H.248.47 (2007): "Gateway control protocol: Statistic conditional reporting package".
- [26] Void.
- [27] Void.
- [28] IETF RFC 4566: "SDP: Session Description Protocol".
- [29] IETF RFC 1123: "Requirements for Internet Hosts - Application and Support".
- [30] ITU-T Recommendation H.248.8: "Gateway control protocol: Error code and service change reason description".
- [31] IETF RFC 3605: "Real Time Control Protocol (RTCP) attribute in Session Description Protocol (SDP)".

2.2 Informative references

The following referenced documents are not essential to the use of the present document but they assist the user with regard to a particular subject area. For non-specific references, the latest version of the referenced document (including any amendments) applies.

- [i.1] ETSI TS 102 333: "Telecommunications and Internet converged Services and Protocols for Advanced Networking (TISPAN); Gate control protocol".
- [i.2] ETSI TR 183 025 (V2.0.0): "Telecommunications and Internet converged Services and Protocols for Advanced Networking (TISPAN); H.248 Non-call related procedures and management system interaction".
- [i.3] IETF RFC 2327: "SDP: Session Description Protocol".
- [i.4] ETSI ES 282 001: "Telecommunications and Internet converged Services and Protocols for Advanced Networking (TISPAN); NGN Functional Architecture".
- [i.5] ITU-T Recommendation V.152: "Procedures for supporting voice-band data over IP networks".
- [i.6] IETF RFC 4301: "Security Architecture for the Internet Protocol".
- [i.7] ITU-T Recommendation H.248.18: "Gateway control protocol: Package for support of multiple profiles".
- [i.8] IETF RFC 3550: "RTP: A Transport Protocol for Real-Time Applications".
- [i.9] IEEE 802.3: "Ethernet Working Group".
- [i.10] ITU-T Recommendation Y.1221 (2002): "Traffic control and congestion control in IP based networks".
- [i.11] ITU-T Recommendation Y.1541 (2006): "Network performance objectives for IP-based services".
- [i.12] ETSI TS 181 005: "Telecommunications and Internet Converged Services and Protocols for Advanced Networking (TISPAN); Service and Capability Requirements".
- [i.13] ETSI TS 183 048: "Telecommunications and Internet Converged Services and Protocols for Advanced Networking (TISPAN); Resource & Admission Control System (RACS); Protocol Signalling flows specification; RACS Stage 3".
- [i.14] ETSI TS 183 017: "Telecommunications and Internet Converged Services and Protocols for Advanced Networking (TISPAN); Resource and Admission Control: DIAMETER protocol for session based policy set-up information exchange between the Application Function (AF) and the Service Policy Decision Function (SPDF); Protocol specification".

3 Definitions and abbreviations

3.1 Definitions

For the purposes of the present document, the following terms and definitions apply:

BGF: packet-to-packet gateway for user plane media traffic. The BGF performs both policy enforcement functions and NA(P)T functions under the control of the SPDF

NOTE: A Border Gateway Function (BGF) provides the interface between two IP-transport domains. It may reside at the boundary between an access network and a core network or between two core networks, as defined in ES 282 001 [i.4]. The BGF has the "H.248 MG" role in the scope of this Profile.

GATE: represents a transport plane function enabling or disabling the unidirectional forwarding of IP packets under specified conditions (e.g. QoS)

NOTE: See TS 102 333 [i.1].

IP-to-IP Interworking Modes: available SDP information elements and values in the signalled SDP "media description" (mainly "m=" and "a=" lines) by the SPDF (MGC), may be used to categorize following interworking modes from BGF (MG) perspective:

(1) **"Media-agnostic":**

- The "m=" line values of *media type* (<media>) and *media format* (<fmt>) are not allowing to conclude for the BGF (MG) on the transported "media" information.

(2) **"Media-aware":**

- The "m=" line values of *media type* (<media>), *transport protocol* (<proto>) and *media format* (<fmt>) are unambiguously defining the entire protocol stack of the H.248 IP termination, i.e. the BGF (MG) knows transported "media" information and the underlying transport protocol type.

(3) **"Transport protocol-agnostic" (or briefly "transport-agnostic"):**

- The BGF (MG) may not conclude from signalled SDP information elements on the transported IP payload information (see note).

(4) **"Transport protocol-aware" (or briefly "transport-aware"):**

- The value of the IP *protocol* field is indicated by the signalled SDP information elements, e.g. by the "m=" line value of the *transport protocol* (<proto>) field.

NOTE: The BGF (MG) could principally derive the used transport protocol by analyzing the protocol field (<http://www.iana.org/assignments/protocol-numbers>) in the IP header, but such a function is beyond H.248. The BGF (MG) is still transport protocol-agnostic from H.248 point of view.

PINHOLE: configuration of two associated H.248 IP Terminations within the same H.248 Context, which allows/prohibits unidirectional forwarding of IP packets under specified conditions

NOTE 1: A pinhole may also be referred to as a "gate".

NOTE 2: E.g. address tuple.

NOTE 3: See ITU-T Recommendation H.248.37 [9].

Resource and Admission Control Subsystem (RACS): provides admission control and gate control functionalities

NOTE: Including the control of NAPT and priority marking.

Service Policy Decision Function (SPDF): logical policy decision element for service-based policy control (SBP)

NOTE: The SPDF makes policy decisions using policy rules for Service Based Policy Control (SBP). The SPDF has the "H.248 MGC" role in the scope of this Profile.

TRANSCODING: transcoding in general is the translation from one type of encoded media format to another different media format

EXAMPLE 1: G.711 A-law to μ -law or vice versa.

EXAMPLE 2: G.711 to G.726-40K.

EXAMPLE 3: G.729 to AMR with 4.75 rate.

EXAMPLE 4: G.711 to a broadband codec that operates at 256 kbps, etc.

NOTE 1: The definition of "transcoding" is according clause 3.10/ITU-T Recommendation V.152 [i.5].

NOTE 2: Transcoding belongs to the category of "media aware" IP-to-IP interworking (see above).

3.2 Abbreviations

For the purposes of the present document, the following abbreviations apply:

ABNF	Augmented Backus-Naur Form
BGF	Border Gateway Function
C-BGF	Core-BGF
CBR	Constant BitRate
CoAC	Context Admission Control
DSCP	Differentiated Services Code Point
GCP	Gate Control Protocol
I-BGF	Interconnect-BGF
IP	Internet Protocol
IPsec	IP Security (RFC 4301 [i.6])
LD	Local Descriptor (H.248)
MG	Media Gateway
MGC	Media Gateway Controller
MID	Message Identifier (H.248)
MPLS	Multi Protocol Label Switching
NA	Not Applicable
NAPT	Network Address and Port Translation
NAPT-PT	NAPT and Protocol Translation
NAT	Network Address Translation
PCI	Protocol Control Information
QoS	Quality of Service
RACS	Resource and Admission Control Subsystem
RD	Remote Descriptor (H.248)
RFC	Request For Comments (IETF)
RTCP	RTP Control Protocol
RTP	Real-time Transport Protocol
SCTP	Stream Control Transport Protocol
SDP	Session Description Protocol
SIP	Session Initiation Protocol
SPDF	Service Policy Decision Function
StAC	Stream Admission Control
TISPAN	Telecommunications and Internet converged Services and Protocols for Advanced Networking
VBR	Variable BitRate
VLAN	Virtual LAN
VPN	Virtual Private Network

NOTE: It has to be noted that there is also a different definition for "pinhole", which is used in the context of H.323 systems (see ITU-T Recommendation H.460.18 [5]). The difference is the fact that the "H.248 pinhole" and "gate" are unidirectional, whereas the "H.323 pinhole" is bidirectional.

4 Applicability

4.1 Architecture

The present document defines an H.248 Profile for the reference point between the Service Policy Decision Function (SPDF) and the Border Gateway Function (BGF), known as the Ia reference point. The SPDF interacts with the BGF to request services. This reference point is used for communication between the SPDF and a Core Border Gateway Function (C-BGF) and between the SPDF and an Interconnect Border Gateway Function (I-BGF).

Specific requirements for this reference point are described in ES 282 003 [3]. Figure 1 illustrates the architecture assumed in the present document.

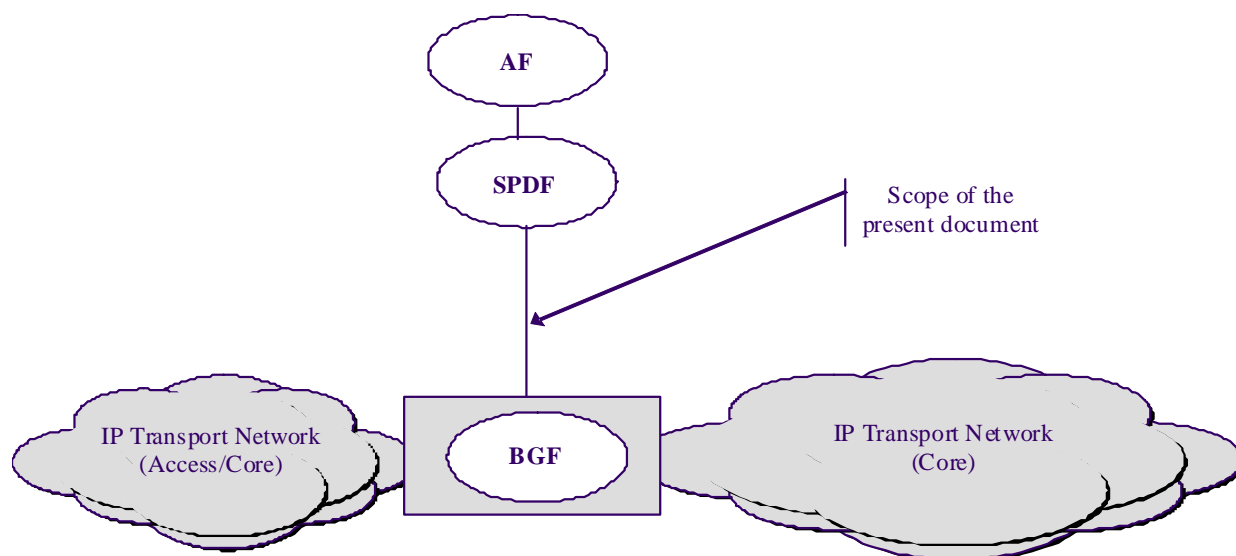


Figure 1: Reference architecture

5 Profile description

5.1 Profile identification

Table 1: Profile identification

Profile name:	ETSI_BGF
Version:	2

5.2 Summary

This profile supports the control of the following functionality in IP-to-IP Media Gateways:

- opening and closing gates (i.e. packets filtering depending on "IP address / port");
- allocation and translation of IP addresses and port numbers (NAPT):
 - IP realm/domain indication (via H.248.41);
 - RTCP handling;
- interworking between IPv4 and IPv6 networks (NAPT-PT);
- hosted NAT traversal;
- packet marking for outgoing traffic;
- resource allocation and bandwidth reservation;
 - One and two-stage BGF resource reservation;
- policing of incoming traffic;
- QoS and usage metering:
 - conditional statistics reporting;
- transcoding;

- detection of inactive bearer connections;
- specific call-independent procedures:
 - detection of hanging H.248 terminations; and
- BGF overload control (at H.248 interface).

5.3 Gateway Control Protocol Version

ITU-T Recommendation H.248.1 [1] Version 3.

NOTE: Version 3 of the H.248 protocol is needed, due to the possible usage of stream statistics.

5.4 Connection model

Table 2: Connection model

Maximum number of contexts:	Provisioned
Maximum number of terminations per context:	2
Allowed terminations type combinations:	(IP,IP)

5.5 Context attributes

Table 3: Context attributes

Context attribute	Supported	Values supported
Topology	No	NA
Priority Indicator	Yes	0 to 15
Emergency Indicator	Yes	ON/OFF
IEPS Indicator	No	NA
ContextAttribute Descriptor	No	NA
ContextIdList Parameter	No	NA
AND/OR Context Attribute	No	NA

5.6 Terminations

5.6.1 Termination names

5.6.1.1 IP Termination

5.6.1.1.1 Overview and prose specification

The Termination ID structure shall follow the guidelines of H.248 and shall be based on four fields:

- "ip/<group>/<interface>/<id>".

The individual fields are described and defined in table 4.

Table 4: IP Termination Fields

Name	Description	Values	CHOOSE Wildcard	ALL Wildcard
Ip	"ip" is a fixed prefix identifying the termination	"ip"	No	No
Group	Group of Interface and Id	Integer (0-255)	No	Yes
Interface	Logical or physical interface to a network to/from which the termination will be sending/receiving media. (See notes 1 and 2).	String of max 51 alphanumeric characters	Yes (see note 5)	Yes
Id	Termination specific identifier (See note 3).	Non-zero 32 bit integer	Yes (see note 4)	Yes
NOTE 1: A specific <Interface> may be used together with different groups. NOTE 2: The generic field <Interface> may relate specifically to an "IP interface", "protocol layer 2 interface" or others. NOTE 3: The combination of Interface and Id is unique. NOTE 4: In version 1 of this profile, there was a tacit assumption that the MGC used a CHOOSE wildcard in an ADD request command. In this version, the MGC shall always use CHOOSE in an ADD request command. If not, the MG shall reply with an error descriptor using error code #501 "Not Implemented". See also clause 5.6.1.1.1.3. NOTE 5: The MGC shall always use CHOOSE in an ADD request command. If not, the MG shall reply with an error descriptor using error code #501 "Not Implemented".				

NOTE: The SPDF has the ability to choose the address space in which the BGF will allocate an IP address for the termination by using the ipdc/realm property defined in the H.248.41 IP domain connection package.

H.248 wildcarding may be applied on IP Termination Identifiers. Wildcarding is limited according the two columns on the right hand side.

5.6.1.1.1 Combined usage of fields Group and Interface

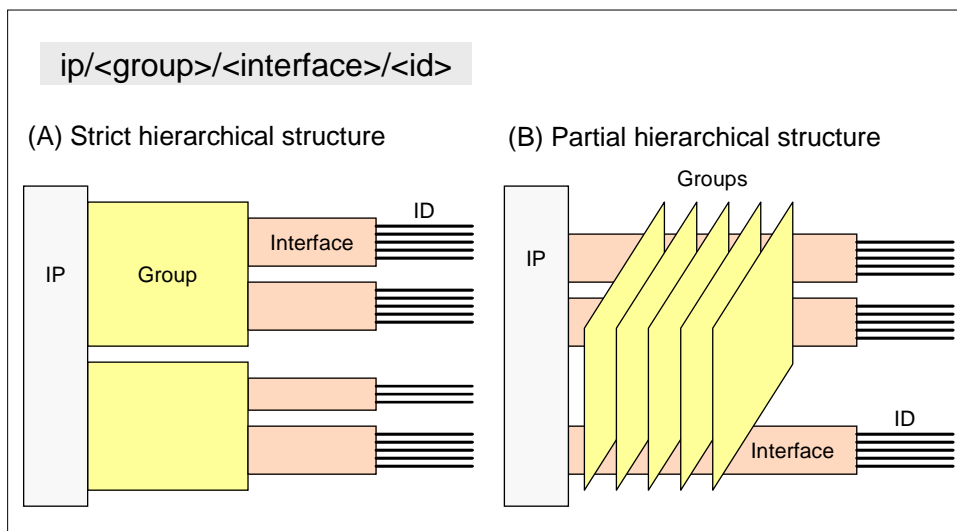
There are two potential relationships between <group> and <interface> within the TerminationID structure:

- **strictly hierarchical:** a single "interface" is completely associated to a dedicated "group".

EXAMPLE 1: e.g. may be driven for instance by hardware architecture or addressing schemes with the goal of minimizing ServiceChange command load by using wildcards such as ip/<group>/* for potential HW failures that may lead to issuing a single ServiceChange command rather than multiple ServiceChange commands.

- **partially hierarchical:** an "interface" is distributed over multiple "groups".

EXAMPLE 2: e.g. a logical partition concept may be driven for instance for selective auditing with the goal of minimizing the AuditReply to be of a manageable size by having the MGC allocate an adequate number of terminations within a <group>. Therefore Audits could be paced for example: ip/1/*, ip/2/*, ..., ip/n/*.



**Figure 2: Group/Interface relationships for the structure of terminationIDs
Potential use cases**

The following examples depict the advantages that each group/interface relationship may facilitate.

Table 5: Group/interface relationship

Semantic of Termination Name	ServiceChange Command (e.g. due to a HW Failure)	AuditValue Command (e.g. Requesting a list of Context IDs present in the MG where n<<N)
Strictly hierarchical	<p>Upon a HW failure the command issued is (by MG):</p> <pre>ServiceChange=ip/1/*{Services{ Method=Restart,Reason="906" Version=3,Profile = ETSI_BGF_1/1}},</pre> <p>a single wildcarded command is possible (facilitated by a strict hierarchical relationship).</p>	<p>The command (from MGC):</p> <pre>Context={AuditValue=Root{Audit{}}}</pre> <p>Returns:</p> <pre>Context=1{AuditValue=ip/1/11},AuditValue=ip/1/12}, Context=2{AuditValue=ip/1/21},AuditValue=ip/1/22}, Context=3{AuditValue=ip/1/31},AuditValue=ip/1/32}, ... Context=N{AuditValue=ip/x/11},AuditValue=ip/x/12}}</pre> <p>... if there is no "control" of the number of terminations allocated per group, this could potentially return very large Audit Reply responses.</p>
Partially hierarchical	<p>Upon a HW failure the command issued is (by MG):</p> <pre>ServiceChange=ip/*/1{Services{ Method=Restart,Reason="906", Version=3,Profile = ETSI_BGF_1/1}}, ServiceChange=ip/*/2{Services{ Method=Restart,Reason="906", Version=3,Profile = ETSI_BGF_1/1}}, ... ServiceChange=ip/*/x{Services{ Method=Restart,Reason="906", Version=3,Profile = ETSI_BGF_1/1}}</pre> <p>... a single wildcarded command is not always possible when not using a strict hierarchical relationship</p>	<p>The command (by MGC):</p> <pre>Context={AuditValue=ip/1/*{Audit{}}}</pre> <p>Returns:</p> <pre>Context=1{AuditValue=ip/1/11},AuditValue=ip/1/12}, ... Context=n{AuditValue=ip/1/1n},AuditValue=ip/1/2n}}</pre> <p>... and this command would be repeated for each group. (facilitated by loose hierarchical relationship)</p>

5.6.1.1.1.2 Optimization of call-independent procedures

The CHOOSE wildcard for "Interface" is introduced by this version of the profile.

The MGC may optimize (see note 1) call-independent procedures, e.g. based on the AuditValue command, by fully controlling the value allocation for field Group.

NOTE 1: "Optimization" could e.g. mean a load shaping function concerning H.248 processing load.

The MG may optimize (see note 2) call-independent procedures, e.g. based on the ServiceChange command, via full control over the value allocation for field Interface.

NOTE 2: "Optimization" may allow single wildcarded commands, see discussion in table 5.

5.6.1.1.1.3 Field "Id": Usage of wildcard CHOOSE or not

The CHOOSE wildcard for "Id" must be applied in the ADD.request command. It is the MGs responsibility for managing the value range of this logical resource.

5.6.1.1.2 Syntactical Specification

5.6.1.1.2.1 ABNF Grammar for H.248 Text Encoding Mode

ABNF (RFC 5234 [6]) is used for the syntax specification. The ABNF for TerminationID and relation to pathNAME is defined in annex B.2/H.248.1.

```

ABNF coding:
pathNAME      = EphToken SLASH EPHsystem
EphToken      = "ip"                ; prefix
EPHsystem     = WildcardALL
              / WildcardALL SLASH Interface
              / Group SLASH WildcardALL
              / Group SLASH (Interface / WildcardCHOOSE) SLASH (Identifier / WildcardALL /
              WildcardCHOOSE)
Group         = %d0-255              ; data type: INT8
Interface     = 1*51ALPHANUM
Identifier    = %d1-4294967295      ; data type: INT32
ALPHANUM     = ALPHA / DIGIT
WildcardCHOOSE = "$"
WildcardALL   = "*"

```

5.6.2 Multiplexed terminations

Table 6: Multiplexed terminations

MultiplexTerminations Supported?	No
----------------------------------	----

5.7 Descriptors

5.7.1 TerminationState descriptor

Table 7: ServiceState property

ServiceState property used:	No
-----------------------------	----

NOTE: All H.248 Terminations have a ServiceState property according to H.248.1, but explicit usage of the TerminationState Descriptor ServiceState property is not required by this Profile. ServiceState changes can still occur, however, and be indicated in ServiceChange Commands (i.e. this means that the value of the ServiceState property may be implicitly changed by ServiceChange procedures).

Table 8: EventBufferControl property

EventBufferControl property used:	No
-----------------------------------	----

5.7.2 Stream descriptor

Table 9: Stream descriptor

Maximum number of streams per termination type:	IP	5
---	----	---

Table 10: Stream configuration

Stream Configuration:	ALL configurations are allowed
-----------------------	--------------------------------

5.7.2.1 LocalControl descriptor

Table 11: LocalControl descriptor

If not generic list appropriate termination and stream types		Termination Type	Stream Type
ReserveGroup used:	No		
ReserveValue used:	No		

Table 12: Termination type

Termination Type	Stream Type	Allowed StreamMode Values
IP	RTP/AVP	SendOnly, RecvOnly, SendRecv, Inactive
	tcp	SendRecv, Inactive
	udptl	SendRecv, Inactive
	udp	SendOnly, RecvOnly, SendRecv, Inactive

NOTE: Other stream types are for further study.

5.7.3 Events descriptor

Table 13: Events descriptor

Events settable on termination types and stream types	Yes		
	If yes	Event ID	Termination Type
	See clause 5.14.2.1 • g/cause	ALL except ROOT	ANY
	See clause 5.14.2.3 • nt/netfail • nt/qualert	ALL except ROOT	ANY
	See clause 5.14.2.11 • it/ito	only ROOT	Not applicable
	See clause 5.14.2.14 • adid/ipstop	ALL except ROOT	ANY
	See clause 5.14.2.16 • ocp/mg_overload	only ROOT	Not applicable
	See clause 5.14.2.17 • hangterm/thb	ALL except ROOT	Not applicable
	See clause 5.14.2.18 • scr/cr	ALL except ROOT	Not applicable

Table 14: EventBuffer control

EventBuffer Control used:	No
---------------------------	----

Table 15: KeepActive

KeepActive used on events:	No
----------------------------	----

Table 16: Embedded events and signals

Embedded events in an Events Descriptor:	No
Embedded signals in an Events Descriptor:	No

Table 17: Regulated embedded events

Regulated Embedded events are triggered on:	None
---	------

Table 18: ResetEventsDescriptor

ResetEventsDescriptor used with events:	None
---	------

Table 19: NotifyImmediate, NotifyRegulated and NeverNotify

NotifyImmediate:	ALL events
NotifyRegulated:	None
NeverNotify:	None

5.7.4 EventBuffer descriptor

Table 20: EventBuffer descriptor

EventBuffer Descriptor used:	No
------------------------------	----

5.7.5 Signals descriptor

Table 21: Signals descriptor

Signals settable dependant on termination or streams types	Yes		
If yes	Signal ID	Termination Type	Stream Type / ID
	ipnapt/*	ALL except ROOT	ANY

Table 22: Signals lists

Signals Lists supported:	No
--------------------------	----

Table 23: Signals type and duration

Signal type and duration supported:	No
-------------------------------------	----

Table 24: Signals direction

Signal Direction supported:	No
-----------------------------	----

Table 25: NotifyCompletion and RequestID

NotifyCompletion supported:	No
RequestID Parameter Supported:	No

Table 26: Simultaneously played signals

Signals played simultaneously:	No
--------------------------------	----

Table 27: KeepActive

KeepActive used on signals:	No
-----------------------------	----

5.7.6 DigitMap descriptor

Table 28: DigitMap descriptor

DigitMaps supported:	No
----------------------	----

5.7.7 Statistics descriptor

Table 29: Statistics Descriptor

Statistics supported on:	Stream
--------------------------	--------

Table 30: Statistics Reported On Subtract

Statistics reported on Subtract:	Yes	
If yes	Statistic IDs reported:	ALL (See clause 5.14 for details)

5.7.8 ObservedEvents descriptor

Table 31: ObservedEvents descriptor

Event detection time supported:	No
---------------------------------	----

5.7.9 Topology descriptor

Table 32: Topology descriptor

Allowed triples:	NA
------------------	----

5.7.10 Error descriptor

Table 33: Error Codes sent by MGC

Supported H.248.8 Error Codes:	ALL
Supported Error Codes defined in packages:	All error codes defined in supported packages need to be supported

Table 34: Error Codes sent by MG

Supported H.248.8 Error Codes:	ALL with exception of #514 "Media Gateway cannot send the specified announcement" #518 "Event buffer full" #519 "Out of space to store digit map" #520 "Digit Map undefined in the MG" #522 "Functionality Requested in Topology Triple Not Supported"
Supported Error Codes defined in packages:	All error codes defined in supported packages need to be supported.

5.8 Command API

Table 35 shows in which direction commands are sent, which terminations they can be associated with, and which wildcard options are supported for the specific command.

Table 35: Commands and terminations

Command	Sent By	Used on Termination Type		Wildcard Support	
		IP	ROOT	W-	O-
Add	SPDF	Yes	No	No	No
AuditCapabilities	-	-	-	-	-
AuditValue	SPDF	Yes	Yes	No	Yes
Modify	SPDF	Yes	Yes	No	No
Move	-	-	-	-	-
Notify	BGF	Yes	Yes	No	No
ServiceChange	BGF	Yes	Yes	No	No
Subtract	SPDF	Yes	No	Yes	No

Table 35 shows for which termination types a specific descriptor can be applied, and tables 36 and 37 show with which commands and replies the descriptor can be used respectively.

Table 36: Descriptors and requests

Descriptor type (see note 1)	Termination type	
	Root	IP
Audit	Yes	Yes
Error		
Events	Yes	Yes
Local		Yes
LocalControl		Yes
Media	Yes (see note 2)	Yes
ObservedEvents	Yes	Yes
Packages	Yes	
ServiceChange	Yes	Yes
Signals		Yes
Statistics		Yes
Stream		Yes
TerminationState	Yes (see note 2)	

NOTE 1: Only H.248 descriptors supported within this H.248 profile specification are shown.
NOTE 2: E.g. Base Root package properties.

Table 37: Descriptors and replies

Descriptor type (see note 1)	Termination type	
	Root	IP
Audit		
Error	Yes	Yes
Events	Yes	Yes
Local (see note 2)		Yes
LocalControl (see note 2)		
Media		Yes
ObservedEvents		
Packages	Yes	
Remote (see note 2)		Yes
ServiceChange	Yes	Yes
Signals (see note 3)		
Statistics		Yes
Stream		Yes
TerminationState (see note 2)		
NOTE 1: Only H.248 descriptors supported within this H.248 profile specification are shown.		
NOTE 2: According to section 5.8.5, auditing of any H.248 property in LocalControl, Local, Remote and Termination state descriptor is not required.		
NOTE 3: According to section 5.8.5, auditing of H.248 signals descriptors is not required.		

It is seen that an Error Descriptor may be returned in any command reply and thus the Error Descriptor is not included in any subsequent command reply tables.

5.8.1 Add

Table 38: Descriptors used by Add Request

Descriptors used by Add request:	Media (Stream(LocalControl, Statistics, Local, Remote)), Event, Signals
NOTE:	Statistics are enabled as default. The MGC may explicitly request or suppress statistics generation for individual streams by inclusion of the Statistics descriptor in the Add request command (see section 7.1.15, ITU-T Recommendation H.248.1 [1]).

Table 39: Descriptors used by Add Reply

Descriptors used by Add reply:	Media (Stream (Local))
--------------------------------	------------------------

5.8.2 Modify

Table 40: Descriptors used by Modify Request

Descriptors used by Modify request:	Media (TerminationState, Stream (LocalControl, Statistics, Local, Remote)), Audit (Media (Stream (Statistics))), Signals, Event
-------------------------------------	---

Table 41: Descriptors used by Modify Reply

Descriptors used by Modify reply:	Media (Stream(Local, Statistics))
-----------------------------------	-----------------------------------

5.8.3 Subtract

Table 42: Descriptors used by Subtract Request

Descriptors used by Subtract request:	Audit() OR NONE
NOTE:	This profile version supports reporting of statistics on all streams or none of the streams. Reporting and disabling of statistics from a subset of the streams in case of multiple streams is not supported by this profile version. Termination level statistics are not supported.

Table 43: Descriptors used by Subtract Reply

Descriptors used by Subtract reply:	Media(Stream(Statistics)) OR NONE
-------------------------------------	-----------------------------------

5.8.4 Move

Table 44: Descriptors used by Move Command

Move command used:	No
--------------------	----

5.8.5 AuditValue

Table 45: Descriptors used by AuditValue Command

Audited Properties:	None (see note)
Audited Statistics:	ALL
Audited Signals:	None
Audited Events:	None
Packages Audit possible:	Yes
NOTE:	See note in clause 5.7.1.

5.8.6 AuditCapabilities

Table 46: Descriptors used by AuditCapabilities Command

AuditCapabilities command used:	No
---------------------------------	----

5.8.7 Notify

Table 47: Descriptors used by Notify Command

Descriptors used by Notify Request:	ObservedEvents
Descriptors used by Notify Reply:	

5.8.8 ServiceChange

Table 48: ServiceChangeMethods and ServiceChangeReasons sent by MGC

Service Change Methods Supported
None

Table 49: ServiceChangeMethods and ServiceChangeReasons sent by MG

Service Change Methods Supported	ServiceChange Reasons supported
Disconnected	900
Forced	904, 905, 906, 915
Restart	901, 902

Table 50: ServiceChangeAddress

ServiceChangeAddress used:	No
----------------------------	----

Table 51: ServiceChangeDelay

ServiceChangeDelay used:	No
--------------------------	----

Table 52: ServiceChange Incomplete Flag

ServiceChange Incomplete Flag used:	No
-------------------------------------	----

Table 53: ServiceChangeVersion

Version used in ServiceChangeVersion:	3
---------------------------------------	---

Table 54: Profile Negotiation

Profile negotiation as per H.248.18 [i.7]:	No
--	----

5.8.9 Manipulating and auditing context attributes

Table 55: Context Attributes Manipulation and Auditing

Context Attributes Manipulated:	Emergency, Priority
Context Attributes Audited:	None

5.9 Generic command syntax and encoding

Table 56: Command Encoding

Supported Encodings:	Text (see notes 1 and 2)
NOTE 1: The receiver shall be capable of receiving both Short Token Notation and Long Token Notation on an H.248 control association.	
NOTE 2: The transmitter may select between long and short token forms per H.248 control association.	

5.10 Transactions

Table 57: Maximum number of Transaction Requests/Replies/TransResponseAcks/Segment

Maximum number of Transaction Requests / Replies / TransResponseAcks / Segment Replies per message:	1
---	---

Table 58: Maximum number of Commands per Transaction Request

Maximum number of commands per Transaction request:	2
---	---

Table 59: Maximum number of Commands per Transaction Reply

Maximum number of commands per Transaction reply:	2
---	---

Table 60: Optional Commands

Commands able to be marked "Optional":	AuditValue
--	------------

Table 61: Wildcarded Commands

Commands able to be marked "Wildcarded":	Subtract
--	----------

Table 62: Transaction Timer

Transaction Timer:	Value
normalMGExecutionTime	Provisioned
normalMGCExecutionTime	Provisioned
MGOriginatedPendingLimit	Provisioned
MGCOriginatedPendingLimit	Provisioned
MGProvisionalResponseTimerValue	Provisioned
MGCProvisionalResponseTimerValue	Provisioned

5.11 Messages

It is recommended that MGC and MG names are in the form of fully qualified domain names. For example the domain name of the MGC may be of the form `mgc1.whatever.net` and the name of the MG may be of the form `mg1.whatever.net`.

The fully qualified domain name will be used by the MGC and MG as part of the "Message Identifier" in the H.248 messages which identifies the originator of the message.

5.12 Transport

Table 63: Transport

Supported Transports:	SCTP (Recommended) UDP (Optional)
-----------------------	--------------------------------------

Table 64: Segmentation

Segmentation Supported:	SCTP: Inherent in Transport UDP: Optional (dependent on support of Segmentation Package, see clause 5.14.2.12)
-------------------------	---

Table 65: Control Association

Control Association Monitoring Supported:	Monitoring mechanism is dependent on used H.248 transport (see above table 63): SCTP: inherent capability of SCTP. UDP: H.248.14 (MG-driven monitoring). Empty AuditValue on ROOT (MGC-driven monitoring).
---	---

5.13 Security

Table 66: Security

Supported Security:	None
---------------------	------

5.14 Packages

This clause includes details of the mandatory and optional H.248 packages that are included in this profile. A BGF supporting this profile must support all the mandatory packages and may support zero, some or all of the optional packages. The SPDF may use the H.248 packages audit mechanism to determine which of the optional packages are supported by the BGF.

Within each of the cited (mandatory and optional) packages, individual properties, signals, events or statistics are tagged as being optional or mandatory. The interpretation of this categorisation in this profile is as follows:

- Any property, signal or event that is tagged as mandatory in a mandatory package must be supported by the BGF. Such properties, signals and events may optionally be used by the SPDF.
- Any statistic that is tagged as mandatory in a mandatory package must be supported by both the BGF and SPDF.
- Any property, signal or event that is tagged as mandatory in an optional package must be supported by the BGF if the BGF supports that optional package. Such properties, signals and events may optionally be used by the SPDF.
- Any statistic that is tagged as mandatory in an optional package must be supported by the BGF if the BGF supports that optional package. If the SPDF supports that optional package, then statistics tagged as mandatory must be understood. If the SPDF doesn't support that optional package, then they are ignored.
- Any property, signal or event that is tagged as optional in an optional package may be supported by the BGF if the BGF supports that optional package. Such properties, signals and events may optionally be used by the SPDF. Should the SPDF attempt to use such an unsupported optional property/signal/event, the BGF shall respond with error code 501 (Unsupported).
- Any statistic that is tagged as optional in an optional package may be supported by the BGF if the BGF supports that optional package. Such statistics may be understood by the SPDF. If the SPDF receives statistics that are not understood, then they are ignored.

Where the cited properties, events, signals and statistics have associated parameters, such parameters are also tagged as being mandatory or optional. The interpretation of this categorisation in this profile is as follows:

- Any parameter that is tagged as mandatory may be included by the sending entity and must be supported by the receiving entity.
- Any parameter that is tagged as optional may be included by the sending entity and may be supported by the receiving entity. If the receiving entity does not support such an optional parameter, it is ignored.

5.14.1 Overview

Table 67: Mandatory Packages

Mandatory Packages		
Package Name	Package ID	Version
Generic (ITU-T Recommendation H.248.1 [1], Annex E.1)	g	2
Base root (ITU-T Recommendation H.248.1 [1], Annex E.2)	root	2
Network (ITU-T Recommendation H.248.1 [1], Annex E.11)	nt	1
Diffserv (ITU-T Recommendation H.248.52 [17])	ds	1
Gate management (ITU-T Recommendation H.248.43 [18], Appendix 1)	gm	1
Traffic management (ITU-T Recommendation H.248.53 [19])	tman	1
IP NAPT traversal (ITU-T Recommendation H.248.37 [9])	ipnapt	1
IP Domain Connection (ITU-T Recommendation H.248.41 [16])	ipdc	1

Table 68: Optional Packages

Optional Packages			
Package Name	Package ID	Version	Support dependent on
MPLS (ITU-T Recommendation H.248.54 [10])	mpls	1	Support of MPLS label stacks - i.e. Label Switched Paths terminated by the MG and related to the H.248 termination.
VLAN (ITU-T Recommendation H.248.56 [11])	vlan	1	Support of VLAN tags and/or Ethernet priorities.
MGC Information (ITU-T Recommendation H.248.45 [4])	mgcinfo	1	Support of MGC related recovery.
Inactivity Timer (ITU-T Recommendation H.248.14 [13])	it	1	Only applicable for UDP transport.
Segmentation (ITU-T Recommendation H.248.1 [1], Annex E.14)	seg	1	Applicable for UDP transport where sufficiently large messages are required to be supported.
RTP (ITU-T Recommendation H.248.1 [1], Annex E.12)	rtp	1	Support of usage metering and statistics reporting. Particular package capabilities are only applicable for "media-aware" bearer connections.
Application Data Inactivity Detection (ITU-T Recommendation H.248.40 [12])	adid	1	MGC requires to be explicitly informed of a cessation of an application data flow.
Media Gateway Overload Control (ITU-T Recommendation H.248.11 [15])	ocp	1	Support of message throttling, based on rate limitation, from MGC towards MG.
Hanging Termination Detection (ITU-T Recommendation H.248.36 [24])	hangterm	1	Support of Hanging Termination Detection.
Statistics Conditional Reporting (ITU-T Recommendation H.248.47 [25])	scr	1	Support of real time reporting of specific statistics based on a particular condition. This package may be supported as an operator option.
Gate management (ITU-T Recommendation H.248.43 [18])	gm	2	Support of filtering based on source port range.

5.14.2 Package usage information

5.14.2.1 Generic (g)

Table 69: Generic package

Properties	Mandatory/Optional	Used in command	Supported Values	Provisioned Value
None				
Signals	Mandatory/Optional	Used in command		Duration Provisioned Value
None				
	Signal Parameters	Mandatory/Optional	Supported Values	Duration Provisioned Value
Events	Mandatory/Optional	Used in command		
Cause (g/cause)	M	ADD, NOTIFY		
	Event Parameters	Mandatory/Optional	Supported Values	Provisioned Value
	None			
	ObservedEvent Parameters	Mandatory/Optional	Supported Values	Provisioned Value
	General cause (Generalcause)	M	ALL	Not Applicable
	Failure cause (Failurecause)	M	ALL	Not Applicable
Statistics	Mandatory/Optional	Used in command	Supported Values	
None				
Error Codes	Mandatory/Optional			
None				

5.14.2.2 Base root (root)

Table 70: Base root package

Properties	Mandatory/Optional	Used in command	Supported Values	Provisioned Value
MaxNrOfContexts (root/maxNumberOfContexts)	O	AUDITVALUE	ALL	YES
MaxTerminationsPerContext (root/maxTerminationPerContext)	O	AUDITVALUE	ALL	YES
normalMGExecutionTime (root/normalMGExecutionTime)	O	MODIFY, AUDITVALUE	ALL	YES
normalMGCEExecutionTime (root/normalMGCEExecutionTime)	O	MODIFY, AUDITVALUE	ALL	YES
MGProvisionalResponseTimerValue (root/MGProvisionalResponseTimerValue)	O	MODIFY, AUDITVALUE	ALL	YES
MGCProvisionalResponseTimerValue (root/MGCProvisionalResponseTimerValue)	O	MODIFY, AUDITVALUE	ALL	YES
MGCOriginatedPendingLimit (root/MGCOriginatedPendingLimit)	O	MODIFY, AUDITVALUE	ALL	YES
MGOriginatedPendingLimit (root/MGOriginatedPendingLimit)	O	MODIFY, AUDITVALUE	ALL	YES
Signals	Mandatory/Optional	Used in command		Duration Provisioned Value
None				
	Signal Parameters	Mandatory/Optional	Supported Values	Duration Provisioned Value
Events	Mandatory/Optional	Used in command		
None				
	Event Parameters	Mandatory/Optional	Supported Values	Provisioned Value
	ObservedEvent Parameters	Mandatory/Optional	Supported Values	Provisioned Value
Statistics	Mandatory/Optional	Used in command	Supported Values	
None				
Error Codes	Mandatory/Optional			
None				

5.14.2.3 Network (nt)

Table 71: Network package

Properties	Mandatory/Optional	Used in command	Supported Values	Provisioned Value
Maximum jitter buffer (nt/jit)	O	ADD, MODIFY	ALL	YES
Signals	Mandatory/Optional	Used in command		Duration Provisioned Value
None				
	Signal Parameters	Mandatory/Optional	Supported Values	Duration Provisioned Value
Events	Mandatory/Optional	Used in command		
Network failure (nt/netfail)	O	ADD, MODIFY, NOTIFY		
	Event Parameters	Mandatory/Optional	Supported Values	Provisioned Value
	None	-	-	-
	ObservedEvent Parameters	Mandatory/Optional	Supported Values	Provisioned Value
	Cause (cs)	O	For further studies.	For further studies (see note)
Quality alert (nt/qualert)	O	ADD, MODIFY, NOTIFY		
	Event Parameters	Mandatory/Optional	Supported Values	Provisioned Value
	Threshold (th)	O	ALL	Not Applicable
	ObservedEvent Parameters	Mandatory/Optional	Supported Values	Provisioned Value
	Threshold (th)	O	ALL	Not Applicable
Statistics	Mandatory/Optional	Used in command	Supported Values	
Duration (nt/dur)	O	ADD, SUBTRACT, MODIFY, AUDITVALUE	ALL	
Octets sent (nt/os)	M	ADD, SUBTRACT	ALL	
	O	MODIFY, AUDITVALUE	ALL	
Octets received (nt/or)	M	ADD, SUBTRACT	ALL	
	O	MODIFY, AUDITVALUE	ALL	
Error Codes	Mandatory/Optional			
None				
NOTE: This event may be overloaded in order to address multiple failure causes (see ITU-T Recommendation H.248.1 [1] Version 3, section E.11.5.1.2). An unambiguous distinction on MGC and MG side implies mutually agreed cause codepoints. This is a provisioning activity.				

5.14.2.4 Differentiated Services (DS)

Table 72: Differentiated Services package

Properties	Mandatory/Optional	Used in command	Supported Values	Provisioned Value
ALL	M	ADD, MODIFY	ALL	Not Applicable
Signals	Mandatory/Optional	Used in command		Duration Provisioned Value
None				
	Signal Parameters	Mandatory/Optional	Supported Values	Duration Provisioned Value
Events	Mandatory/Optional	Used in command		
None				
	Event Parameters	Mandatory/Optional	Supported Values	Provisioned Value
	ObservedEvent Parameters	Mandatory/Optional	Supported Values	Provisioned Value
Statistics	Mandatory/Optional	Used in command	Supported Values	
None				
Error Codes	Mandatory/Optional			
None				

5.14.2.5 Gate Management (GM)

Table 73: Gate Management Package

Properties	Mandatory/Optional	Used in command	Supported Values	Provisioned Value
Remote Source Address Filtering (gm/saf)	M	ADD, MODIFY	ALL	Not Applicable (see note 1)
Remote Source Address Mask (gm/sam)	O	ADD, MODIFY	ALL	Not Applicable
Remote Source Port Filtering (gm/spf)	M	ADD, MODIFY	ALL	Not Applicable (see note 1)
Remote Source Port (gm/spr)	O	ADD, MODIFY	ALL	Not Applicable
Remote Source Port Range (gm/sprr) (see note 3)	O	ADD, MODIFY	ALL	Not Applicable
Explicit Source Address Setting (gm/esas)	O	ADD, MODIFY	ALL	See note 1
Local Source Address (gm/lisa)	O	ADD, MODIFY	ALL	Not Applicable
Explicit Source Port Setting (gm/esps)	O	ADD, MODIFY	ALL	See note 1
Local Source Port (gm/lsp)	O	ADD, MODIFY	ALL	Not Applicable
RTP Specific Behaviour (gm/rsb)	M	ADD, MODIFY	ALL	OFF (see note 2)
Signals	Mandatory/Optional	Used in command		Duration Provisioned Value
None	-	-		-
	Signal Parameters	Mandatory/Optional	Supported Values	Duration Provisioned Value
	-	-	-	-
Events	Mandatory/Optional	Used in command		
None	-	-		
	Event Parameters	Mandatory/Optional	Supported Values	Provisioned Value
	-	-	-	-
	ObservedEvent Parameters	Mandatory/Optional	Supported Values	Provisioned Value
	-	-	-	-
Statistics	Mandatory/Optional	Used in command	Supported Values	
Discarded Packets (gm/dp)	O	ADD, MODIFY, SUBTRACT, AUDITVALUE	ALL	
Error Codes	Mandatory/Optional			
None				
NOTE 1: Default value is 'OFF' in gm/1 (see ITU-Recommendation H.248.43 [18]).				
NOTE 2: Default value must be provisioned in gm/1 (see ITU-Recommendation H.248.43 [18]). The provisioned value in this profile shall be OFF.				
NOTE 3: This property is defined in gm/2 while all other properties exist in gm/1.				

5.14.2.6 Traffic management (tman)

Table 74: Traffic Management Package

Properties	Mandatory/Optional	Used in command	Supported Values	Provisioned Value
ALL	M	ADD, MODIFY	ALL	Not Applicable
Signals	Mandatory/Optional	Used in command		Duration Provisioned Value
None				
	Signal Parameters	Mandatory/Optional	Supported Values	Duration Provisioned Value
Events	Mandatory/Optional	Used in command		
None				
	Event Parameters	Mandatory/Optional	Supported Values	Provisioned Value
	ObservedEvent Parameters	Mandatory/Optional	Supported Values	Provisioned Value
Statistics	Mandatory/Optional	Used in command	Supported Values	
None				
Error Codes	Mandatory/Optional			
None				

5.14.2.7 IP NAPT Traversal (ipnapt)

Table 75: IP NAPT Traversal Package

Properties	Mandatory/Optional	Used in command	Supported Values	Provisioned Value
None				
Signals	Mandatory/Optional	Used in command		Duration Provisioned Value
Latching (ipnapt/latch)	M	ADD, MODIFY		Not Applicable
	Signal Parameters	Mandatory/Optional	Supported Values	Duration Provisioned Value
	NAPT Traversal Processing (napt)	M	ALL	Not Applicable
Events	Mandatory/Optional	Used in command		
None				
	Event Parameters	Mandatory/Optional	Supported Values	Provisioned Value
	ObservedEvent Parameters	Mandatory/Optional	Supported Values	Provisioned Value
Statistics	Mandatory/Optional	Used in command	Supported Values	
None				
Error Codes	Mandatory/Optional			
None				

5.14.2.8 MPLS (mpls)

Table 76: MPLS Package

Properties	Mandatory/Optional	Used in command	Supported Values	Provisioned Value
ALL	O	ADD, MODIFY	ALL	Not Applicable
Signals	Mandatory/Optional	Used in command		Duration Provisioned Value
None	Signal Parameters	Mandatory/Optional	Supported Values	Duration Provisioned Value
Events	Mandatory/Optional	Used in command		
None	Event Parameters	Mandatory/Optional	Supported Values	Provisioned Value
	ObservedEvent Parameters	Mandatory/Optional	Supported Values	Provisioned Value
Statistics	Mandatory/Optional	Used in command	Supported Values	
None				
Error Codes	Mandatory/Optional			
None				

5.14.2.9 VLAN (vlan)

Table 77: VLAN Package

Properties	Mandatory/Optional	Used in command	Supported Values	Provisioned Value
ALL	O	ADD, MODIFY	ALL	Not Applicable
Signals	Mandatory/Optional	Used in command		Duration Provisioned Value
None	Signal Parameters	Mandatory/Optional	Supported Values	Duration Provisioned Value
Events	Mandatory/Optional	Used in command		
None	Event Parameters	Mandatory/Optional	Supported Values	Provisioned Value
	ObservedEvent Parameters	Mandatory/Optional	Supported Values	Provisioned Value
Statistics	Mandatory/Optional	Used in command	Supported Values	
None				
Error Codes	Mandatory/Optional			
None				

5.14.2.10 MGC Information (mgcinfo)

Table 78: MGC Information Package

Properties	Mandatory/Optional	Used in command	Supported Values	Provisioned Value
ALL	M	ADD, MODIFY	ALL	Not Applicable
Signals	Mandatory/Optional	Used in command		Duration Provisioned Value
None				
	Signal Parameters	Mandatory/Optional	Supported Values	Duration Provisioned Value
Events	Mandatory/Optional	Used in command		
None				
	Event Parameters	Mandatory/Optional	Supported Values	Provisioned Value
	ObservedEvent Parameters	Mandatory/Optional	Supported Values	Provisioned Value
Statistics	Mandatory/Optional	Used in command	Supported Values	
None				
Error Codes	Mandatory/Optional			
None				

5.14.2.11 Inactivity (it)

Table 79: Inactivity Package

Properties	Mandatory/Optional	Used in command	Supported Values	Provisioned Value
None				
Signals	Mandatory/Optional	Used in command		Duration Provisioned Value
None				
	Signal Parameters	Mandatory/Optional	Supported Values	Duration Provisioned Value
Events	Mandatory/Optional	Used in command		
Inactivity Timeout (it/ito)	M	MODIFY, NOTIFY		
	Event Parameters	Mandatory/Optional	Supported Values	Provisioned Value
	Maximum Inactivity Time (mit)	O	ALL	Yes
	ObservedEvent Parameters	Mandatory/Optional	Supported Values	Provisioned Value
	None			
Statistics	Mandatory/Optional	Used in command	Supported Values	
None				
Error Codes	Mandatory/Optional			
None				

5.14.2.12 Segmentation (seg)

Table 80: Segmentation Package

Properties	Mandatory/Optional	Used in command	Supported Values	Provisioned Value
MGSegmentation TimerValue (seg/ MGSegmentationTimerValue)	M	NOTIFY	ALL	YES
MGCSegmentation TimerValue (seg/ MGCSegmentationTimerValue)	M	NOTIFY	ALL	YES
MGMaxPDUSize (seg/ MGMaxPDUSize)	M	NOTIFY	ALL	YES
MGCMaxPDUSize (seg/ MGCMaxPDUSize)	M	NOTIFY	ALL	YES
Signals	Mandatory/Optional	Used in command		Duration Provisioned Value
None				
	Signal Parameters	Mandatory/Optional	Supported Values	Duration Provisioned Value
Events	Mandatory/Optional	Used in command		
None				
	Event Parameters	Mandatory/Optional	Supported Values	Provisioned Value
	ObservedEvent Parameters	Mandatory/Optional	Supported Values	Provisioned Value
Statistics	Mandatory/Optional	Used in command	Supported Values	
None				
Error Codes	Mandatory/Optional			
459	M			

5.14.2.13 RTP Package

Table 81: RTP Package

Properties	Mandatory/Optional	Used in command	Supported Values	Provisioned Value
None	-	-	-	-
Signals	Mandatory/Optional	Used in command		Duration Provisioned Value
None	-	-	-	-
	Signal Parameters	Mandatory/Optional	Supported Values	Duration Provisioned Value
	-	-	-	-
Events	Mandatory/Optional	Used in command		
None				
Statistics	Mandatory/Optional	Used in command	Supported Values	
Packets Sent (rtp/ps)	M	ADD, AUDITVALUE, SUBTRACT	ALL	
	O	MODIFY		
Packets Received (rtp/pr)	M	ADD, AUDITVALUE, SUBTRACT	ALL	
	O	MODIFY		
Packet Loss (rtp/pl)	M	ADD, AUDITVALUE, SUBTRACT	ALL	
	O	MODIFY		
Jitter (rtp/jit)	O	ADD, AUDITVALUE, SUBTRACT, MODIFY	ALL	
Delay (rtp/delay)	O	ADD, AUDITVALUE, SUBTRACT, MODIFY	ALL	
Octets sent (rtp/os) (see note 1)	O	ADD, AUDITVALUE, SUBTRACT, MODIFY	ALL	
Octets received (rtp/or) (see note 2)	O	ADD, AUDITVALUE, SUBTRACT, MODIFY	ALL	
Error Codes	Mandatory/Optional			
None	-			
NOTE 1: Inherited statistic from nt package. Value of rtp/os must be identical to nt/os (see clause E.12.5.2, ITU-T Recommendation H.248.1 [1]).				
NOTE 2: Inherited statistic from nt package. Value of rtp/or must be identical to nt/or (see clause E.12.5.2, ITU-T Recommendation H.248.1 [1]).				

5.14.2.14 Application Data Inactivity Detection (adid)

Table 82: Application Data Inactivity Detection Package

Properties	Mandatory/Optional	Used in command	Supported Values	Provisioned Value
None				
Signals	Mandatory/Optional	Used in command		Duration Provisioned Value
None				
	Signal Parameters	Mandatory/Optional	Supported Values	Duration Provisioned Value
Events	Mandatory/Optional	Used in command		
IP Flow Stop Detection (adid/ipstop)	M	ADD, MODIFY, NOTIFY		
	Event Parameters	Mandatory/Optional	Supported Values	Provisioned Value
	Detection Time (dt)	O	ALL	Yes
	Direction (dir)	O	ALL	Yes
	ObservedEvent Parameters	Mandatory/Optional	Supported Values	Provisioned Value
	None			
Statistics	Mandatory/Optional	Used in command	Supported Values	
None				
Error Codes	Mandatory/Optional			
None				

5.14.2.15 IP Domain Connection (ipdc)

Table 83: IP domain connection package

Properties	Mandatory/Optional	Used in command	Supported Values	Provisioned Value
IP Realm Identifier (ipdc/realm)	M	ADD, MODIFY	ALL	Yes
Signals	Mandatory/Optional	Used in command		Duration Provisioned Value
None	-	-	-	-
	Signal Parameters	Mandatory/Optional	Supported Values	Duration Provisioned Value
	-	-	-	-
Events	Mandatory/Optional	Used in command		
None	-	-	-	-
	Event Parameters	Mandatory/Optional	Supported Values	Provisioned Value
	-	-	-	-
	ObservedEvent Parameters	Mandatory/Optional	Supported Values	Provisioned Value
	-	-	-	-
Statistics	Mandatory/Optional	Used in command	Supported Values	
None	-	-	-	
Error Codes	Mandatory/Optional			
No	-			
NOTE: The ITU-T Recommendation H.248.41 [16] package definition does not specify a length limit for the ipdc/realm string. The maximum length is given by RFC 1123 [29] in case of a <i>domain name</i> format used for the property. If it is not a domain name format, then the maximum size should be up to 255. In case the MGC uses an ipdc/realm property exceeding the above defined length limitation, the MG shall reply with an error descriptor using error code #410: "Incorrect identifier".				

5.14.2.16 Media Gateway Overload Control Package

Table 84: Media Gateway Overload Control Package

Properties	Mandatory/Optional	Used in command	Supported Values	Provisioned Value
None	-	-	-	-
Signals	Mandatory/Optional	Used in command		Duration Provisioned Value
None	-	-	-	-
	Signal Parameters	Mandatory/Optional	Supported Values	Duration Provisioned Value
	-	-	-	-
Events	Mandatory/Optional	Used in command		
MG_Overload (ocp/mg_overload)	M	MODIFY, NOTIFY		
	Event Parameters	Mandatory/Optional	Supported Values	Provisioned Value
	None	-	-	-
	ObservedEvent Parameters	Mandatory/Optional	Supported Values	Provisioned Value
	None	-	-	-
Statistics	Mandatory/Optional	Used in command	Supported Values	
None	-	-	-	
Error Codes	Mandatory/Optional			
None	-			

5.14.2.17 Hanging Termination Detection (Hangterm)

Table 85: Hanging Termination Detection Package

Properties	Mandatory/Optional	Used in command	Supported Values	Provisioned Value
None	-	-	-	-
Signals	Mandatory/Optional	Used in command		Duration Provisioned Value
None	-	-	-	-
	Signal Parameters	Mandatory/Optional	Supported Values	Duration Provisioned Value
	-	-	-	-
Events	Mandatory/Optional	Used in command		
Termination Heartbeat (hangterm/thb)	M	ADD, MODIFY, NOTIFY		
	Event Parameters	Mandatory/Optional	Supported Values	Provisioned Value
	Timer X (timerx)	O	0,1 up	Yes
	ObservedEvent Parameters	Mandatory/Optional	Supported Values	Provisioned Value
	-	-	-	-
Statistics	Mandatory/Optional	Used in command	Supported Values	
None	-	-	-	
Error Codes	Mandatory/Optional			
No	-			

5.14.2.18 Statistic Conditional Reporting (scr)

Table 86: Statistic Conditional Reporting Package

Properties	Mandatory/Optional	Used in command	Supported Values	Provisioned Value
None	-	-	-	-
Signals	Mandatory/Optional	Used in command		Duration Provisioned Value
None	-	-		-
	Signal Parameters	Mandatory/Optional	Supported Values	Duration Provisioned Value
	-	-	-	-
Events	Mandatory/Optional	Used in command		
Conditional Reporting (scr/cr)	M	ADD, MODIFY, NOTIFY		
	Event Parameters	Mandatory/Optional	Supported Values:	Provisioned Value
	Statistic Identifier (si)	M	ALL	YES
	Duration (dur)	O	ALL	YES
	Period (per)	O	ALL	YES
	Maximum (max)	O	ALL	YES
	Minimum (min)	O	ALL	YES
	Normal (nor)	O	On, Off	YES
	ObservedEvent Parameters	Mandatory/Optional	Supported Values	Provisioned Value
	Statistic Identifier (si)	M	ALL	-
	Value (val)	M	ALL	-
Statistics	Mandatory/Optional	Used in command	Supported Values	
None	-	-	-	
Error Codes	Mandatory/Optional			
None	-			

5.15 Mandatory support of SDP and Annex C information elements

Elements listed as mandatory shall be supported by MGC and MG but does not have to be present in all commands containing SDP. Details of which elements are included in each command are provided in clause 5.18.

Table 87: Supported SDP Information Elements

SDP Information Element		Mandatory/optional	Description	
Protocol version "v=" line		Mandatory	The value must always be equals to zero: v=0	
Connection "c=" line		Mandatory	The <i>network type</i> must always be "IN". The <i>address type</i> value must be "IP4" or "IP6". The <i>connection address</i> value may be underspecified with CHOOSE wildcard ("\$").	
Media "m=" line		Mandatory	There are four fields (or SDP values) <media>, <port>, <proto> and <fmt> in the "m=" line (see RFC 4566 [28]; note 3). The "m=" line may be omitted from SDP (see note 6)	
	Media type <media>	Mandatory if "m=" line included	"-" may be used for the <i>media</i> value. Other values shall be ignored, unless media specific information is required. The <i>media</i> value shall be specified in case of media-aware interworking (see note 2)	
	Transport port <port>	Mandatory if "m=" line included	The <i>port</i> value may be underspecified with CHOOSE wildcard ("\$").	
	Transport protocol <proto>	Mandatory if "m=" line included	udp	Allow only L4 protocol = UDP
			tcp	Allow only L4 protocol = TCP
			RTP/AVP	Allow only L4 protocol = UDP (see note 1)
			udptl	Allow only L4 protocol = UDP
			-	No transport protocol specific behaviour is required by the MG
	Media format <fmt>	Mandatory if "m=" line included	"-" may be used for the <i>format list</i> value, e.g. in case of media-agnostic interworking. Other values may be used for media-aware interworking (e.g. transcoding; see clause 5.17.1.14) (see note 2)	

SDP Information Element	Mandatory/optional	Description
Protocol version "v=" line	Mandatory	The value must always be equals to zero: v=0
Bandwidth "b=" line	Mandatory MUST not be used without a "m=" line.	The <i>modifier</i> value must always be "AS". This implies that the <i>bandwidth-value</i> represents the "maximum bandwidth" (see clause 5.8/RFC 4566 [28]). The <i>bandwidth-value</i> relates therefore to the <i>peak bitrate</i> (see note 7). The <i>bandwidth-value</i> value defines the IP layer bandwidth for the specific H.248 Stream (see notes 4 and 5). For RTP flows, where RTCP resources are reserved together with the RTP resources using the "RTP Specific Behaviour" property of the Gate Management package (gm) property, the <i>bandwidth</i> value will include the bandwidth used by RTP and RTCP together.
NOTE 1: Even if the transport value is RTP, the "RTP Specific Behaviour" property of the Gate Management package (gm) shall be used to indicate whether RTCP resource reservation is also requested.		
NOTE 2: For la profile version 2 H.248 profile RFC 4566 [28] shall be used as basis. RFC 4566 [28] enables "-" as a valid character (la profile version 1 uses RFC 2327 [i.3], which does not allow the "-" in place of media type, transport and media format fields. However in the scope of la profile version 1 this was considered as an admitted SDP extension).		
NOTE 3: RFC 4566 [28] made RFC 2327 [i.3] obsolete, but the ABNF grammar did slightly change for the "m=" line: a) RFC 2327 [i.3]: m=<media> <port> <transport> <fmt list>. b) RFC 4566 [28]: m=<media> <port> <proto> <fmt> ... There is a syntactical change for the last two fields, but the semantical meaning is unchanged. See also ITU-T Recommendation H.248.49 [23], Appendix I "Comparison of SDP variants between RFC 4566 [28] and RFC 2327 [i.3]" and in particular: table I.7/H.248.49 "RFC 4566 [28] versus RFC 2327 [i.3] - SDP specification - "m=" line".		
NOTE 4: This semantic is consistent for RTP traffic (see clause 6.2/RFC 3550 [i.8]) and non-RTP traffic (see clause 5.8/RFC 4566 [28]).		
NOTE 5: It has to be noted that la profile version 1 has a different semantic (see table 81 in ES 283 018 [22]) defined, which incorporates also layer 2 bitrate. A transformation between both "b=" line usages (in case of IP-over-L2) is not straightforward because the transformation parameters are based on L2-PCI and the IP packet rate. The L2-PCI is typically constant for a dedicated L2 technology (like IP-over-IEEE 802.3 [i.9]), but the packet rate is application-specific. E.g. the IP packet rate is usually unknown at la for media-agnostic IP-to-IP interworking.		
NOTE 6: The "m=" and "b=" lines may be omitted in certain procedures, which are further described in clause 5.17.1.11.		
NOTE 7: The unit for the <i>bandwidth-value</i> (peak bitrate) is "kbit/s". The unit for the <i>peak data rate</i> (tman/pdr) is "byte/s". The "b=" line is not providing any information about the traffic characteristic, i.e. whether the traffic flow has a Constant BitRate (CBR) or Variable BitRate (VBR). The <i>bandwidth-value</i> is thus independent of the traffic characteristic and relates to the peak bitrate for CBR and VBR traffic (see also clause 5.17.1.5).		

5.16 Optional support of SDP and Annex C information elements

NOTE: "Annex C" relates to H.248.1 Annex C "Tags for Media Stream Properties". Annex C information elements are not required in H.248 text encoding mode.

Table 88 summarizes the "optional" SDP information elements, according their specific usage according clause 7.1.8/H.248.1. Their usage may depend on the direction from MGC towards MG or vice versa. Details of which elements are included in each command are provided in clause 5.18.

Table 88: Optional SDP Information Elements

SDP Information Element	Optional/mandatory	Description
Origin "o=" line	Optional for MGC, Mandatory for MG	The origin line consists of six fields (<username>, <sess-id>, <sess-version>, <nettype>, <addrtype> and <unicast-address>). The MGC is not required to supply this line but shall accept it (see clause 7.1.8/H.248.1). The MG should populate this line as follows, e.g. o=- 0 0 IN IP4 11.9.19.65; or use the value received from the MGC
Session Name "s=" line	Optional for MGC, Mandatory for MG	The session name "s=" line contains a single field (<session name>). The MGC is not required to supply this line but shall accept it (see clause 7.1.8/H.248.1). The MG should populate this line as follows, e.g. s=-; or use the value received from the MGC.
Timing "t=" line	Optional for MGC, Mandatory for MG	The time "t=" line consists of two fields (<start time> and <stop time>). The MGC is not required to supply this line but shall accept it (see clause 7.1.8/H.248.1). The MG should populate this line as follows, e.g. t=0 0; or use the value received from the MGC.
Attribute "a=" line	Optional for MGC, Recommended for MG	1) Application "RTCP port control": The attribute "a=" line may either contain (a=rtcp: <port>) or (a=rtcp: <port> <network type> <address type> <connection address>) when the "a=" line is used for RTCP port transmission. The MGC shall supply the "a=" line in the RD when non-default RTCP port values are used by the peer media entity. The "a=" line is ignored by the MG if received from the MGC with a request for latching (ipnapt/latching) or if property gm/rsb=OFF (see clause 5.17.1.7).
	Optional for MGC, optional for MG	2) Application "Media-aware interworking (transcoding)": The "a=" line provides the complementary information for the "m=" line (see table 87) with regards to a specified media type/format. For a dynamic RTP payload type, for each media information on the codec type shall be provided in a separate SDP "a=rtpmap"line and possibly additional SDP "a=fmtp"-line(s).

5.17 Overview of Procedures

Details of Session Dependent Procedures are provided in clauses 5.18. Details of Session Independent Procedures are provided in clauses 5.19 and 5.20.

5.17.1 Overview of Session Dependent Procedures

The general procedures are related to session-dependent (also known as H.248 call-dependent) procedures. There are procedures in following categories:

- Address allocation and translation is in scope of clauses 5.17.1.2. The adaptation of addresses (latching) is the subject of clause 5.17.1.2.
- Session-dependent policing is applicable to this profile. Different policing types are classified in Appendix I of ITU-T Recommendation Q.3303.2 [14]. The specific types of address policing and traffic policing are in scope of clauses 5.17.1.1 and 5.17.1.5 respectively. Media type policing is discussed in clause 5.17.1.8.
- QoS support mechanisms are discussed in clause 5.17.1.4.
- Measurement and reporting of statistics are discussed in clause 5.17.1.6.

- RTCP handling (e.g. IP port allocation rules for RTCP) is discussed in clause 5.17.1.7.
- Detection of inactive bearer connections is in scope of clause 5.17.1.9.
- IP Realm/Domain Indication is discussed in clause 5.17.1.10.
- Two-Stage BGF Resource Reservation is discussed in clause 5.17.1.11.
- Detection of hanging H.248 Terminations is discussed in clause 5.17.1.12.
- Real Time Statistics Reporting in clause 5.17.1.13.
- Transcoding is discussed in clause 5.17.1.14.

NOTE: Annex D provides an example IP processing model for an H.248 (IP, IP) Context, indicating the IP packet processing functions behind above session-dependent procedures.

5.17.1.1 Gate control

The realization of a gate requires two ephemeral terminations. An ephemeral termination sources and/or sinks one or more media streams. Gates are direction and stream dependent.

In this profile, RTP traffic shall be controlled through a single H.248 stream, representing both the RTP and RTCP flows, if the RTP Specific Behaviour property of the Gate Management package is set to ON. In such a case, when the MG is requested to allocate a port for an RTP flow, a consecutive port for the associated RTCP flow is automatically allocated (see also clause 5.17.1.7).

In this case, monomedia sessions require one bidirectional H.248 stream on a termination, while a multi-media sessions (e.g. audio and video) would require multiple H.248 streams on a termination (one stream per media type).

The H.248 base protocol enables the MGC to choose the IP address and port on which a termination will receive media flows. In addition, the Gate Management package enables the MGC to explicitly provide the following information:

- 1) expected IP source address and port of received packets;
- 2) IP source address and port of sent packets.

The relationship between H.248 descriptors in this Profile and the addresses used in packets sent and received by the gate is indicated in table 89.

Table 89: Relation between Packet Direction, IP Address/Port and H.248 Descriptor/Information

Packet direction	IP Address/Port	H.248 Descriptor or Information
Received by termination	Source	1. LocalControl Descriptor/gate management/remote source address mask + remote source port or remote source port range (see note); or, if not present: 2. The source address is determined from the remote SDP, or if the ipnapt/latch signal is active (LATCH/RELATCH/OFF) then the Source address is determined by the NAPT traversal process as described in ITU-T Recommendation H.248.37 [9].
Received by termination	Destination	Local Descriptor
Sent by termination	Source	1. LocalControl Descriptor/gate management/local source address + local source port; or, if not present: 2. Source address not explicitly enforced/signalled via "gm" package. The source address is determined from the local SDP.
Sent by termination	Destination	The remote address is determined by the Remote Descriptor, or if the ipnapt/latch signal is active (LATCH/RELATCH/OFF) then the Destination address is determined by the NAPT traversal process as described in ITU-T Recommendation H.248.37 [9].
NOTE: Remote address and port should not be indicated from the MGC when latching/relatching is activated on the stream. In this case the remote source address is determined by the NAPT traversal process as described in ITU-T Recommendation H.248.37 [9].		

Opening and closing gates is achieved by setting the Stream mode parameter of the associated termination(s) to the appropriate values. Subtracting a termination from a context also closes the gate for all H.248 streams in the termination.

In the context of conversational services, an active session requires that both the upstream and downstream gate be opened in bi-directional mode.

Filtering on the IP source address and/or port might be implemented using the Gate Management package, or using the SDP information in the Remote Descriptor. In case the filtering is done based on the Remote Descriptor, the activation/deactivation of the filtering is configured in the MG. If the Gate Management package is used, it shall override the configured value in the MG.

NOTE: It should be noticed that the IP source address and port may not always be available to the MGC. When SIP signalling is used, the session description does not contain this information (i.e. according to RFC 3264 [7], the IP address and port present in an SDP offer indicate nothing about the source IP address and source port of RTP and RTCP packets that will be sent by the offerer). Any other protocol that uses SDP as a session description mechanism (e.g. RTSP) has the same constraints.

In such configurations, the Gate Management Package may be used as follows:

- in an IPv6 environment, the Source Address Mask property contains the 64 bits prefix of the IP address that is set in the termination's Remote Descriptor;
- in an IPv4 environment, the Source Address Mask property contains the IP address that is set in the termination's Remote Descriptor, except that a number of trailing digits may be wildcarded;
- in both cases, Source Port Filtering should not be activated.

The gate concept, together with H.248 Stream/Termination handling, is further illustrated in annex A.

5.17.1.2 Allocation and translation of IP addresses, ports and versions (NAPT-PT)

The procedures of this clause support the following NAPT-PT functionality:

- NAPT-PT functionality with "double" addresses and ports translation (both source and destination addresses and ports are translated);
- or optional NAPT-PT functionality with "single" address and port translation (either source or destination address and port translation) - applicable if the BGF has router functionality, or direct L2 connectivity with user terminals.

The H.248 base protocol enables the MGC to either choose the addresses and ports associated with a termination or to request the MG to allocate these IP addresses and ports. NAPT control on destination addresses and ports is achieved by setting the Local and Remote Descriptors according to the following principles:

- The IP and port address in the Remote Descriptors are set by the MGC according to the information received in call/session signalling (e.g. SDP in SIP INVITE and 200 OK).
- The address and port in the Local Descriptor are selected by the MG within the indicated IP address realm from MGC side (see also below).

If the BGF has router functionality, or direct L2 connectivity with the user terminals, the addressee and port of the Local Descriptor towards the private network may optionally be set according to the following principles:

- The IP and port address in the Local Descriptor towards the private network is provided by the MGC (instead of being selected by the MG). The MGC shall copy the Remote Descriptor of the public network into the Local Descriptor towards the private network.

The MGC has the ability to choose the address space in which the MG allocates an IP address. This is achieved by setting the IP realm identifier in the IP Domain Connection package to the appropriate value (see clause 5.17.1.10). The association of dedicated "IP address spaces" (also known as "IP address realms" or briefly "IP realms", see RFC 2663 [8]) with the IP realm identifier requires a mutual agreement between MGC and MG. This is realized via provisioning, thus beyond the scope of this Profile.

Figure 3 provides an example of "double" network address and port translation, where a session is to be established between IPv4 addresses 10.140.120.10 (private address) and 156.106.192.33 (public address).

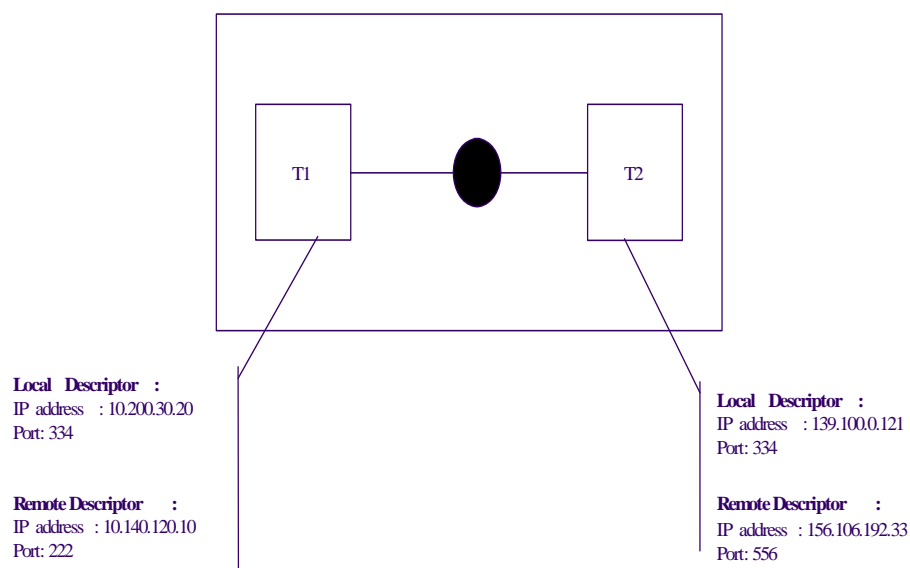


Figure 3: Network Address and Port Translation (NAPT)

For "single" network address and port translation applications, the T1 Local Descriptor address and port in figure 3 has to be changed to 156.106.192.33: 556 (equal to the T2 Remote Descriptor address and port).

NAPT control on source addresses and ports is achieved by setting the local source address and local source port properties defined in the Gate Management package to a value that differs from the actual source address of the packets received from the remote entity.

Protocol Translation (NAPT-PT) can be controlled by the MGC by adding to the same H.248 context, two terminations whose media descriptors have different address-type values in the "c=" line.

NOTE: It is recommended that the MGC takes precaution if setting up streams with both fully specified and under specified address and/or port towards the same realm in a MG, as this could otherwise lead to conflicting address or port assignments. The exact mechanism for how clashes are avoided is beyond the scope of this profile.

5.17.1.3 Support of Hosted NAT Traversal

"Hosted NAT Traversal" relates to "assisting remote NAT/NAPT traversal" for the remote (peer) IP connection endpoints from BGF/SPDF point of view. This relates to an interim NA(P)T device from BGW perspective. The remote IP address information cannot be retrieved from the Remote Descriptor. The "Hosted NAT Traversal" function is controlled by the MGC using the IP NAPT Traversal package (ipnapt). Using the napt package, the MG is requested to perform media latching, i.e. listen for incoming media and latch to the remote address information of that media.

5.17.1.4 QoS marking

The Differentiated Services package enables the MGC to control the setting of the DSCP value for all packets leaving the MG.

5.17.1.5 Bandwidth control - Reservation, Allocation and Policing

Resources are reserved independently on upstream and downstream gates. For each gate, reservation of local resources for handling incoming and outgoing traffic is achieved by setting the appropriate properties in the Local and Remote Descriptors. Only one session description shall be included in each Stream Descriptor. Hence, the ReserveValue and ReserveGroup properties should not be used.

The function of bandwidth control (which relates to bit- and byterate control in this profile) is structured in following clauses:

- admission control (AC; clause 5.17.1.5.1),
- traffic descriptor (clause 5.17.1.5.2),
- traffic reservation and allocation (clause 5.17.1.5.3), and
- traffic policing (clause 5.17.1.5.4).

5.17.1.5.1 Admission Control

Admission Control is defined in RACS for the BGF (MG role) level. There is no concept of a call in H.248 MGs due to the separation of call and bearers in the H.248 model, which means that AC translates in a Context Admission Control (CoAC; see also ITU-T H.Sup6) and Stream Admission Control (StAC) on MG side.

The StAC and CoAC is triggered with the first incoming ADD.request Command. At that point a decision is taken whether the new context can be established or not.

The StAC is triggered whenever a modification of an existing H.248 context, e.g. in terms of traffic descriptor, is requested. At that point a decision is taken whether the context modification can be accepted or not.

5.17.1.5.1.1 Admission Control in this Profile

The BGF AC is based on the requested H.248 stream level usage parameters and already established Contexts. The stream level usage parameters are given by the H.248 Media Descriptor in the ADD.request (and MODIFY.request) commands. The "usage parameters" as input for the AC of this Profile are mainly related to "bandwidth" information (see next sub-clause on "traffic descriptor").

Specific AC algorithms could principally follow a deterministically or a statistically based multiplexing model. Concrete algorithms are implementation specific, thus out of scope of this profile.

The *result* of an admission control (here CoAC or StAC) is either an *accept* or *reject* decision.

NOTE: Step 2 in figure 4 shows an accept decision, which is implicitly given by the command reply on the ADD.request for the IP termination. A reject decision would be indicated by an appropriate H.248.8 [30] error code in the reply.

5.17.1.5.2 Traffic Descriptor

A *traffic descriptor* is the set of traffic parameters that is used to capture the traffic characteristics of an IP flow (see clause 3.2.10/ITU-T Recommendation Y.1221 [i.10]). The traffic parameters for an H.248 Stream of an H.248 IP Termination are direction-independent and given by either:

- 1) an explicit specification via:
 - the "b=" line in the SDP description of the Local Descriptor and Remote Descriptor, or
 - the properties of the Traffic Management package, or
- 2) an implicit specification via:
 - the "m=" line in the SDP description of the Local Descriptor and Remote Descriptor.

NOTE: There is no concept of a *traffic contract* explicitly used in the scope of this Profile version, because specific QoS classes (see ITU-T Recommendation Y.1541 [i.11]) are not signaled per termination. Nevertheless, the "QoS marking" information (see clause 5.17.1.4) could be used for QoS class indications, but such concepts are orthogonal to profile specifications, therefore out of scope of this document.

5.17.1.5.3 Bandwidth reservation and allocation

5.17.1.5.3.1 SDP "b=" line for constant bitrate traffic

The amount of required bandwidth for sending packets is expressed using the "b=" line of the SDP description contained in the Remote Descriptors.

The amount of required bandwidth for receiving packets is expressed using the "b=" line of SDP description contained in the Local Descriptors or using one of the properties (*tman/pdr* or *tman/sdr*) of the traffic management package.

5.17.1.5.3.2 Properties of the Traffic Management package for variable bitrate traffic

The Traffic Management package (*tman*) should be used in case of variable bit rate traffic. There are then two semantics for some *tman* properties. All properties may be applied for bandwidth *policing*. The two properties *tman/pdr* and *tman/sdr* would be used additionally for bandwidth *reservation* (see note).

NOTE: The property *tman/pol* indicates whether just reservation is applied ('OFF'), or whether both semantics are in use ('ON'). The semantic for 'OFF' is going beyond the property definition in *tman* version 1 package. This should be non-controversial because these *tman* properties may be considered as elements of a *traffic descriptor*, i.e. information elements used for admission control (besides policing).

5.17.1.5.4 Bandwidth policing

Policing of incoming traffic can be enabled using the Traffic Management package. Policing on incoming traffic can be set independently for each gate.

The properties of the Traffic Management package shall be set to values that are compatible (see note) with the "b=" line value of the local descriptor.

NOTE: The term "compatible" means that the b-line and the traffic management represent identical bandwidth value with respect to the protocol layer they are defined upon:

- Constant bit rate: b-line = *tman/pdr* = *tman/sdr*;
- Variable bit rate: b-line = *tman/pdr*.

5.17.1.5.5 Non-specification of *tman* properties

If no properties of the Traffic Management package are provided, the MG will not perform traffic policing. If only the *tman/pol* property set to ON is present, traffic policing shall not be done based on the b-line value, i.e. the policing function cannot be activated at this stage.

5.17.1.6 Usage metering and statistics reporting

Usage metering is supported by the statistics defined in the network package. Such statistics are notified to MGC when a termination is subtracted from a context (e.g. at the end of a session). They provide information about the duration of the time a termination has been in a context, the number of octets sent and received. The "number of octets" excludes all transport overhead (see section E.11.4/ITU-T Recommendation H.248.1 [1] Version 3), i.e. IP header is excluded in case of an IP-based H.248 Termination (see section E.11.5.1.5/ITU-T Recommendation H.248.1 [1]).

The number of discarded packets due to source filtering may be reported on basis of the gm/dp statistic.

5.17.1.6.1 Statistics for Media/Transport-agnostic IP packets

The available statistics for the IP streams and terminations of a dedicated context are dependent of the IP-to-IP interworking mode (see clause 3.1).

5.17.1.6.2 Traffic Volume related Statistics

5.17.1.6.2.1 General Case

The general case relates to Ia profile version 1, i.e. media-agnostic IP-to-IP interworking. Traffic volume related statistics are accessible by the *nt* package.

5.17.1.6.2.2 RTP Case

- "Media-aware" IP terminations with RTP as application level framing protocol may use traffic volume based statistics via the RTP package:packet granularity:
 - RTP packets sent and/or received (NOTE: packet level statistics could already provide useful volume measurements in case of RTP packets with constant length).
- Octet granularity:
 - RTP octets send/received statistics are coupled with nt package statistics, i.e. these statistics are also including RTP padding, RTP header information and UDP transport overheads.

5.17.1.7 RTCP Handling

Handling of RTCP is already partially addressed by clause 5.17.1.1. This clause defines further procedures for RTCP.

5.17.1.7.1 RTCP Port Allocation

5.17.1.7.1.1 Local RTCP Port Allocation

In line with the recommendations of RFC 3605 [31], non-contiguous RTCP port numbers (identified via the "a=rtcp" media attribute) shall not be used by the BGF in its LD.

Local ports for RTCP are implicitly allocated by the MG whenever instructed to do so by the MGC via the gm/rsb=ON property. The MG must follow the port allocation rules as defined in clause 11/RFC 3550 [i.8], which results in the allocation of a contiguous port pair for RTP and RTCP within a single stream.

If the gm/rsb property is set to OFF, then no RTCP port is allocated in conjunction with an RTP stream. This behaviour is irrespective of the presence of the "a=rtcp" attribute in the related RD.

5.17.1.7.1.2 Remote RTCP Port Representation/Usage, Implicit Allocation of ports for RTCP

RTCP ports are allocated either implicitly or explicitly when support of RTCP is required. RTCP support and RTCP port allocation is controlled as by the gm/rsb property and the "a=rtcp" media attribute line in the Remote Descriptor. If RTCP is sent within the same stream as RTP then RTCP port allocation is handled as follows:

- gm/rsb=OFF or gm/rsb omitted.
 - RTCP support is not required. No pinhole is opened for received RTCP packets. No RTCP packets are sent and any received RTCP packets are silently discarded. This is irrespective of whether the "a=rtcp" attribute is present in the Remote Descriptor.
- gm/rsb=ON & "a=rtcp" media attribute line not present.
 - RTCP support is required. A pinhole is opened for received RTCP packets. The MG must follow the port allocation rules as defined in clause 11/RFC 3550 [i.8], which results in the allocation of a contiguous port pair for RTP and RTCP within a single stream in the Local Descriptor (see above clause 5.17.1.7.1.1). RTCP packets are sent to the contiguous port number to the RTP port as specified in the Remote Descriptor.
- gm/rsb=ON & "a=rtcp" media attribute line present.
 - RTCP support is required. A pinhole is opened for received RTCP packets. The RTCP port is explicitly identified by the included "a=rtcp" media attribute line. The MG must follow the port allocation rules as defined in clause 11/RFC 3550 [i.8], which results in the allocation of a contiguous port pair for RTP and RTCP within a single stream in the Local Descriptor (see above clause 5.17.1.7.1.1). RTCP packets are sent to the port explicitly identified via the "a=rtcp" media attribute line in the Remote Descriptor.

5.17.1.7.1.3 Unsuccessful port allocation

In line with clause 5.17.1.7.1.1, a fully specified RTCP port is never used by the MGC in the Local Descriptor. Therefore, unsuccessful port allocation can only occur due to there being insufficient resources on the MG to allocate the (contiguous) RTCP port. Unsuccessful scenarios result in the MG responding with H.248 error code #510 ("Insufficient Resources").

5.17.1.7.2 RTP/RTCP to-H.248 Stream Mapping

In line with clause 5.17.1.7.1.1, a single common H.248 stream is always used for RTP and its associated RTCP flow.

5.17.1.8 RTCP Forwarding

Every RTP session may be accompanied by RTCP control flows. Blocking (by the BGF) of such RTCP packets may violate the end-to-end RTP/RTCP protocol and/or the served applications. However, security threats or specific RTCP reports types may request for dedicated RTCP packet policing rules.

5.17.1.8.1 Conditions for RTCP packet policing

Conditions for RTCP packet policing are typically based on following n-tuple elements:

- IP *port* for RTCP flow;
- RTCP *packet type* codepoint;
- RTCP *SSRC* codepoint;
- RTCP source description information element (e.g. *CNAME* codepoint); or/and
- RTCP *block type* codepoint in case of RTCP extension reports (XR, HR).

5.17.1.8.2 Forwarding of regular RTCP traffic

"Regular" RTCP packets shall be understood in the scope of this specification as packet units with a packet type value equal to a value from the range of {192, 193, 200 to 206}. Thus, regular traffic excludes XR and HR RTCP packets. Regular RTCP packets must be basically forwarded towards the RTP endpoint.

Regular RTCP packets are unambiguously identified by the 3-tuple of {packet type, SSRC, CNAME}.

Thus, RTCP packets with e.g. an incorrect {SSRC, CNAME} combination may be blocked.

5.17.1.8.3 Handling of RTCP XR/HR traffic

Extension reports (XR) and XR-based high resolution reports, - i.e. RTCP reports with a packet type value equal to 207 -, carry measurement data from measurement points (MP) to reporting points (RP). Such measurement reports do not have necessarily an end-to-end significance, their scope may be e.g. limited to a single IP domain or "RTP network segment". The BGF may have to apply dedicated forwarding policy rules for such RTCP packets. Concrete policy rules are for further studies.

5.17.1.9 Media Inactivity

Application data inactivity detection (also known as media inactivity detection) may have multiple, different use cases as cited in ITU-T Recommendation H.248.40 [12] e.g.:

- detection of interrupted IP routes;
- detection of released RTP endpoints;
- detection of hanging SIP/RTP sessions; or
- detection of deadlocks in IP latching scenarios.

In all use cases, the *adid v1* package (with possible different *timing* and/or *direction* configurations of the detection logic) is used to report the detected inactivity.

The *adid/ipstop* event is enabled on a per H.248 IP termination basis, i.e. not on H.248 stream level. The BGF monitors all IP ports associated with the termination.

5.17.1.10 IP Realm/Domain Indication

5.17.1.10.1 Codepoint and format/encoding

The IP realm identifier (i.e. H.248 property *ipdc/realm*) may be sent to the BGF in order to indicate the IP domain/realm of the H.248 IP termination. The IP realm identifier is a flexible string and may convey a numerical IP address, domain name or mutually understood name (e.g. "in"& "out", "1" & "2", etc.) (see note). The ephemeral termination string layout ("*ip*/*group*/*interface*/*id*") is still used in this version of the profile but the "interface" field is always set to CHOOSE by the MGC in an Add request command and is assigned by the MG. The MG may use the "interface" field to denote a physical or logical interface on the MG.

NOTE: The usage of the IP realm identifier in this version of the profile is generalized and goes somewhat beyond the original definition (by ITU-T Recommendation H.248.41 [16]) of the identifier. This is due to following reasons:

- a) syntax: backward compatibility with Ia profile version 1 (format/encoding syntax by field "Interface" in TerminationID); and
- b) semantic: generic "domain identifier" for "domain concepts" beyond IP address spaces. Such "domain concepts" could be related to specific technologies, specific protocol layers, virtual private network types, etc.

5.17.1.10.2 Unsuccessful indication

If the value of the IP realm identifier sent by the MGC within the ITU-T Recommendation H.248.41 [16] package property cannot be recognized by the BGF, the BGF will fail to create the IP based H.248 termination and replies with an error descriptor using the error code 449 (Unsupported or Unknown Parameter or Property Value).

5.17.1.10.3 Fix assignment per termination lifetime

The MGC may or may not choose to assign IP realm identifier when communicating with the MG e.g. not sent if IP Realm configured on the MG. If the MGC assigns IP Realm then this must be communicated at termination seizure (Add). The value of IP Realm shall be applied to all streams associated with the termination. The IP Realm identifier indicates the IP domain/realm of the H.248 termination and cannot therefore be changed after the initial assignment at Add.

The IP Realm identifier cannot be subsequently changed in a Modify command once assigned to a termination. Only an identical/unchanged setting of IP realm identifier may be sent in a Modify command. If the MGC attempts to change the IP realm on an existing termination via a Modify command, the BGF will reply with an error descriptor using the error code 501 ("Not Implemented").

5.17.1.10.4 Number of IP Realms/Domains

The BGF supports typically multiple logical IP interfaces, which may belong to different IP address realms. Following principal use cases may be distinguished:

- 1) **Single realm:**
 - All IP interfaces of the BGF, and therefore all created H.248 IP terminations, belong to the same IP address space.
- 2) **Multiple realms (N private realms and M public realms with N+M greater or equal to two):**
 - The two H.248 IP terminations of an H.248 context may belong to the same IP address space or different realms.

- The BGF may be principally connected to many IP address realms. For instance, N private domains, or one public and M private domains. Furthermore there could be overlapping address spaces between multiple private domains (see note). The H.248.41 [16] package property is used to indicate each realm.

In general, if the ITU-T Recommendation H.248.41 [16] property is omitted, according to the H.248.41 [16] procedures the configured default IP realm is applied by the MG.

NOTE: Overlapping IP address spaces could be discriminated by separation e.g. via physical (IP) interfaces, via a L3VPN technology (e.g. IPsec in tunnel mode), or via a L2VPN technology (e.g. VLANs).

All above use cases are related to specific BGF deployment scenarios due to the static nature of a connection of a particular IP domain with the BGF.

5.17.1.11 Two-Stage BGF Resource Reservation

The SDP offer/answer model (RFC 3264 [7]) allows offers and answers to be generated without "m=" and "b=" lines.

If information contained in SDP "c=" line, but not "m=" and "b=" lines is available to the MGC at the time it requests the MG to create a termination, the MGC refrains from sending "m=" and "b=" lines to the MG. In order for media plane communication to take place through the MG, the MGC must at a later stage come back with at least "m=" lines to the MG. This would typical happen at a subsequent offer/answer exchange on the SIP plane.

These actions at the Ia interface can be described with the following two-stage BGF resource reservation procedure:

- 1) MGC requests the MG to reserve an IP address (via the LD) in accordance to the specified IP realm and may also optionally reserve an IP port. In the former case, the SDP in local and/or remote descriptors does not contain "m=" nor "b=" lines. In the latter case, the SDP in local and/or remote descriptors does contain an underspecified "m=" line. The MGC does not request the MG to open any pinhole at this stage.
- 2) MGC requests the MG, in addition to the previously assigned IP address, to also allocate port(s) (if not done at stage 1) and optionally bandwidth or to optionally further specify the previously allocated port together with an optional bandwidth. The SDP in local and/or remote descriptors does contain "m=" and optionally "b=" lines. The MGC may request the MG to open pinholes at this stage.

The command level details of this procedure are specified in clauses 5.18.1 and 5.18.2.

Both stages are part of the overall session establishment phase.

5.17.1.12 Hanging Termination Detection

For the correct operation of a BGF, synchronization of termination information between the SPDF and BGF is essential for traffic, maintenance and charging purposes. In some cases, the SPDF may have lost a record of a termination but the termination is not subtracted on BGF. The hangterm/ thb event defined in ITU-T Recommendation H.248.36 [24] may be used to solve this problem. After a period of message inactivity the BGF may issue a periodic Notify command on the concerned termination and the SPDF may use this to check if it has a record of the termination or not. The time period for this Notify may be parameter driven. Optionally the hangterm/thb event may result in an audit of MGCinfo/db property in order to determine the MGC information string.

5.17.1.13 Real Time Statistics Reporting

Normally a SPDF obtains bearer related statistics through periodic auditing of the H.248 statistic descriptor or at the time of deletion of a stream or subtraction of a termination. However, in both cases, there is a time delay from when a reporting condition occurs on a BGF (e.g. a statistic threshold being passed) and the SPDF learning of the statistic. In many cases, such a delay is of no consequence. However, in some cases, the SPDF may require to be immediately informed of a given statistical threshold condition occurring. In this case, the SPDF must use the H.248.47 [25] Statistic Conditional Reporting package. This package may be applied to multiple Statistics. The SPDF should set the reporting thresholds and ranges as appropriate and must specify at least one "condition" for conditional reporting (i.e. the SPDF must signal at least one condition per requested packageID/statisticID item).

The exact Statistics and reporting conditions are determined by Operator configuration based on the application/service required.

5.17.1.14 Transcoding

Definition see clause 3.1.

5.17.1.14.1 Media types and formats (Codecs)

TS 181 005 [i.12] defines the codec services for TISPAN NGNs. There are codec recommendations in TS 181 005 [i.12] for *narrowband audio*, *wideband audio* and *video* media.

5.17.1.14.2 Decision for transcoding

The decision for transcoding may be principally reached at the beginning or later during the lifetime of a call/session. The correspondent triggers (for transcoding decisions) from BGF side would be either related to ADD or MODIFY request commands.

5.17.1.14.2.1 Decision at Stream/Termination creation

The first ADD.request (of a new Context) for a new Stream/Termination provides either a full specification (by the SPDF) of the media type and format, or an under specification, which is then completed by the BGF.

The subsequent request for the peer Stream/Termination (within this Context) is then leading to a possible transcoding decision. The BGF is comparing the SDP information elements for media description of the two H.248 Stream Descriptors:

- In case of identical media type and formats then there will be no transcoding. The BGF may even handle this Stream in media-agnostic mode.
- In case of different media type or/and formats then the BGF may decide for transcoding support or reject the request with an appropriate H.248.8 error code (e.g. due to temporarily lacking resources for transcoding).

5.17.1.14.2.2 Decision at Stream/Termination modification

MODIFY.request commands for existing Streams/Terminations may lead to a decision for transcoding.

5.17.2 Overview of Session Independent Procedures

5.17.2.1 Introduction - Relation to TR 183 025

Session-independent procedures for ES 283 018 [22] are defined in a separate document (TR 183 025 [i.2]), which is an overall description for all ETSI defined H.248 profile specifications, i.e. TR 183 025 [i.2] complements each profile specification.

The set of profile-applicable call-independent procedures is primarily given by the supported H.248 Command API capabilities for AuditValue (see clause 5.8.5), AuditCapabilities (see clause 5.8.6) and ServiceChange (see clause 5.8.8), and supported packages (e.g. for overload control), by each profile.

5.17.2.2 Session-independent procedures

Session-independent procedures are described in clauses 5.19 and 5.20.

5.17.2.3 MG Overload Control: Rate limitation of H.248 Messages from MGC-to-MG

The H.248.11 [15] package (see clause 5.14.2.16) may be used for controlling MG overload, by throttling and limiting the rate of H.248 messages from MGC to MG.

See clause 5.19.14 for the procedure and clause 5.20.23 for the command level details.

5.18 Session Dependent Procedures (Command Level Details)

The following clauses contain procedures which may be used to provide session handling within the MG. Within this document a procedure constitutes a message sequence containing a Command Request and a Command Reply.

Multiple procedures may be combined within a single action e.g. one action may contain an 'Add Termination - Remote Addr & Port Known, Select Local Addr & Port' procedure and an 'Add Termination - Select Local Addr & Port' procedure in order to seize two IP terminations and an associated context.

A procedure can be applied to a single stream or multiple streams within a single command.

Table 90: Session Dependant Procedures - References

Procedure	Support	Initiated By	Clause
Add Termination - Remote Addr & Port Known, Select Local Addr & Port (see note)	M	MGC	5.18.1.1
Add Termination - Select Local Addr & Port (see note)	M	MGC	5.18.1.2
Add Termination - Remote Addr Known, Select Local Addr (see note)	M	MGC	5.18.1.3
Add Termination - Select Local Addr (see note)	O	MGC	5.18.1.4
Session Establishment Update - Remote Addr & Port Known	M	MGC	5.18.2.1
Session Establishment Update - Remote Addr Known	M	MGC	5.18.2.2
Session Establishment Update - Through Connect	M	MGC	5.18.2.3
Session Establishment Update - Select Local Port	O	MGC	5.18.2.4
Session Establishment Update - Bandwidth Change	O	MGC	5.18.2.5
Mid-Session Update - Bandwidth Change	O	MGC	5.18.3.1
Mid-Session Update - Media Change	O	MGC	5.18.3.2
Mid-Session Update - Remote Port Change	O	MGC	5.18.3.3
Mid-Session Update - Add Stream, Remote Addr and Port Known	O	MGC	5.18.3.4
Mid-Session Update - Add Stream	O	MGC	5.18.3.5
Mid-Session Update - Delete Stream	O	MGC	5.18.3.6
Mid-Session Statistics Audit	O	MGC	5.18.4.1
Notification of IP Media Stop	O	MG	5.18.5.1
Notification of Hanging Termination	O	MG	5.18.5.2
Notification of Statistic Conditional Reporting	O	MG	5.18.5.3
Delete Session/Termination	M	MGC	5.18.6.1
Delete Session/Termination - Wildcarded Reply	O	MGC	5.18.6.2

NOTE: The IP real/domain indication may be implicit part of this procedure.

5.18.1 Add Termination

Within the Add Termination procedures the examples are shown as single commands operating on single terminations. The commands can be combined with other Add Termination commands within a single action. All of the Add Termination procedures can be applied to multiple streams within a single command.

The Termination Group within the Termination Name is assigned by the MGC using some local policy and this policy is out of scope for this profile. It is, however, recommended that all Terminations within a Context are assigned to the same Termination Group. The Termination Group concept is useful to avoid excessively large H.248 messages and consequential processing implications when recovery after a failover occurs i.e. at Audit of active Contexts. When performing an Add after a failover the MGC will only use Termination Groups that have been audited.

The IP Realm may be specified by the MGC using the ipdc package. If this property is not specified by the MGC, the MG shall assign a default IP Realm (see clause 5.18.1.1.2).

The Interface field of the termination ID (see clause 5.6.1.1.1) shall be assigned by the MG. The allocation algorithm is out of scope of this document but shall be related to the corresponding IP Realm.

5.18.1.1 Add Termination - Remote Addr and Port Known, Select Local Addr and Port

Table 91: Message Contents - Add Termination - Remote Addr and Port Known, Select Local Addr and Port

Add Termination - Remote Addr and Port Known, Select Local Addr and Port							
H.248 Command	Descriptor	Descriptor	Descriptor	Properties, Events, Statistics, Signals	Connection Point Address, IP address information and Bearer Information	Support	Notes
Add Request (MGC to MG)					Context ID = \$	M	
					Termination ID = ip/group/\$/\$	M	
	Media					M	
		Stream				O	
			Local Control			O	
				mode		O	
				ds/dscp		O	
				gm/saf		O	5.18.1.1.1
				gm/spf		O	5.18.1.1.1
				gm/sam		O	5.18.1.1.1
				gm/spr		O	5.18.1.1.1
				gm/sprr		O	5.18.1.1.1
				gm/rsb		O	
				gm/esas		O	
				gm/lsa		O	
				gm/esps		O	
				gm/lsp		O	
				mgcinfo/db		O	
				tman/pdr		O	
				tman/mbs		O	
				tman/dvt		O	
				tman/sdr		O	
				tman/pol		O	
			ipdc/realm		O	5.18.1.1.2	
		Statistics				O	See note
		Local			Address Information IP Address = (\$ or specific)	M	
					Address Information Port = (\$ or specific)	M	
					Bearer Information Transport	M	See note 2 of table 87
					Bearer Information Media format and type	O	

Add Termination - Remote Addr and Port Known, Select Local Addr and Port							
H.248 Command	Descriptor	Descriptor	Descriptor	Properties, Events, Statistics, Signals	Connection Point Address, IP address information and Bearer Information	Support	Notes
					Bearer Information Bandwidth	O	
			Remote		Address Information IP Address	M	
					Address Information Port	M	
					Bearer Information Transport	M	See note 2 of table 87
					Bearer Information Media format and type	O	
					Attribute Information RTCP	O	
					Bearer Information Bandwidth	O	
	Signals					O	
				ipnapt/latch		O	
	Events					O	
				g/cause		O	
				adid/ipstop		O	
				dt		O	
				dir		O	
				nt/netfail		O	
				nt/qualert		O	
				scr/cr		O	
				si		O	
				dur		O	
				per		O	
				max		O	
				min		O	
				nor		O	
				hangterm/thb		O	
				timerx		O	

NOTE: The MGC may request any statistic within those supported.

Table 92: Message Contents - Add Termination - Remote Addr and Port Known, Select Local Addr and Port Ack

Add Termination - Remote Addr and Port Known, Select Local Addr and Port Ack								
H.248 Command	Descriptor	Descriptor	Descriptor	Properties, Events, Statistics, Signals	Connection Point Address, IP address information and Bearer Information	Support	Notes	
Add Reply (MG to MGC)					Context ID=specified	M		
					Termination ID=specified	M		
		Media				M		
			Stream			O		
				Local		Address Information IP Address	M	
						Address Information Port	M	
						Bearer Information Transport	M	
					Bearer Information Media format and type	O		
					Bearer Information Bandwidth	O		

5.18.1.1.1 Conditions for Address Policing: SAF, SPF, SAM, SPR, SPRR

Two alternative procedures are permitted depending on the source information for address and port filtering.

Procedure 1: Source Address and Port Determined from Gate Management Package properties (SAM, SPR, SPRR)

If port and address filtering are required then SAF and SPF will both be included and set to ON. If only address filtering is required then SAF is set to ON and SPF set to OFF or omitted. The combination of SAF set to OFF and SPF set to ON is not allowed.

If Remote Source Address Filtering is required (SAF=ON) then the Remote Source Address Mask must be included.

If Remote Source Port Filtering is required (SPF=ON) then the Remote Source Port and/or Remote Source Port Range must be included.

The latching/re-latching capability (according *ipnapt* version 1 package) might be enabled for NAT traversal support. When latching/re-latching is requested, only incoming media packets passing the source address and port filter criteria (range or specific values) shall be considered for latching. When latching occurs, the MG autonomously updates the address and port used for filtering and applies filtering as per SAF and SPF settings.

EXAMPLE 1: The MGC sets SAF=ON, SAM=123.123.123.123, SPF=ON, no SPR, SPRR=1024-65535 and requests latching. The MG will latch to first incoming packet from source address 123.123.123.123 which is using a source port in the range of 1024-65535. The MG will then apply source filtering using address 123.123.123.123 and the source port of the latched packet.

EXAMPLE 2: The MGC sets SAF=ON, SAM=*. *.*.*, SPF=ON, no SPR, SPRR=0-65535 and requests latching. The MG will then latch to first incoming packet, independently of source address and port and apply source filtering using source address and port of the latched packet.

Procedure 2: Source Address and Port Determined from RemoteDescriptor (SDP information)

If port and address filtering are required then SAF and SPF should both be included and set to ON. If only address filtering is required then SAF must be set to ON and SPF set to OFF or omitted. The combination of SAF set to OFF and SPF set to ON is not allowed.

SAM, SPR, and SPRR are not used. The source address and source port filter values shall be determined from the received RemoteDescriptor (SDP information) or from a received packet (source address and source port) if (re)latching has been completed.

Using remote SDP (i.e. SDP information from H.248 RD) for filtering assumes symmetrical address and port allocation at peer media plane entity. Thus, such a filter may be ineffective, or even discard correct packets, in the case of that the peer IP endpoint is using different IP interfaces for each traffic direction (i.e. asymmetrical IP addresses).

The latching/re-latching capability (according *ipnapt* version 1 package) might be enabled for NAT traversal support. When latching/re-latching is requested, only incoming media packets passing the source address filter criterion shall be considered for latching. Possible source port filtering criterion is not considered before latching has completed. After latching has been completed the MG autonomously updates the address and port used for filtering and applies filtering as per SAF and SAM settings.

EXAMPLE: The MGC sets SAF=ON, no SAM, SPF=ON, no SPR, no SPRR, address in Remote Descriptor c= line 123.123.123.123 and requests latching. The MG will then latch to first incoming packet from source address 123.123.123.123, independently of source port and apply source filtering using address 123.123.123.123 and the source port of the latched packet.

NOTE: It is not possible to use Procedure 2 if no filtering at all shall be applied chronologically before latching and some filtering to be applied chronologically after latching. It is also not possible to use Procedure 2 if source port filtering shall be applied chronologically before latching.

See also clause D.2 concerning a possible interaction.

5.18.1.1.2 Assigning IP Domain/Realm to Termination

The IP domain/realm of the termination is indicated through the ipdc/realm property. A default domain/realm may be provisioned and then the ipdc/realm property does not have to be specified. The <Interface> part of the termination ID is not used to indicate IP domain/realm.

The IP Realm cannot be subsequently changed in a Modify command once assigned to a termination (via the Add command). Only an identical/unchanged setting of IP realm identifier may be sent in a Modify command.

5.18.1.1.3 Add Termination - Remote Addr and Port Known, Select Local Addr and Port - Examples

```

MGC                                                                 MG
1  ----->
MEGACO/3 [102.168.55.54]
Transaction = 1 {
  Context = $ {
    Priority = 6,
    Add = ip/104/$/$ {
      Media {
        Stream = 1 {
          LocalControl {
            Mode=Inactive,
            ds/dscp = 1D,
            gm/saf = ON,
            gm/spf = ON,
            gm/rsb = ON,
            gm/esas = ON,
            gm/lssa = "[192.10.33.158]",
            gm/esps = ON,
            gm/lsp = 3624,
            mgcinfo/db = 16547/67,
            tman/pdr = 17500,
            tman/mbs = 1500,
            tman/dvt = 300,
            tman/sdr = 16000,
            tman/pol = ON,
            ipdc/realm = 1
          },
          Local {
            v=0
            c=IN IP4 $
            m=- $ RTP/AVP -
            b=AS:128
          },
          Remote {
            v=0
            c=IN IP4 25.196.80.72
            m=- 20000 RTP/AVP -
            b=AS:128
          }
        }
      },
      Events = 1235 {
        g/cause,
        adid/ipstop,
        nt/netfail,
        nt/qualert,
        scr/cr{si="nt/os",max=10000},
        hangterm/thb {timerx=600}
      }
    }
  }
}

```

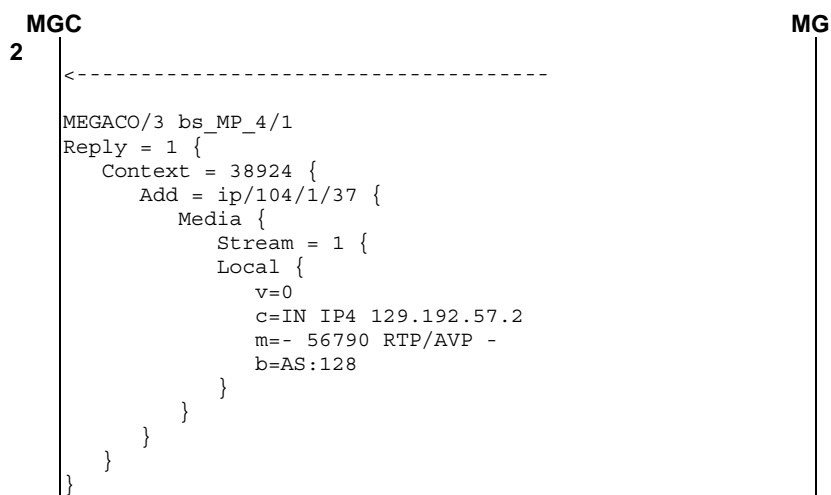


Figure 4: H.248 Message Sequence Example - Add Termination - Remote Addr and Port Known, Select Local Addr and Port

5.18.1.2 Add Termination - Select Local Addr and Port

Table 93: Message Contents - Add Termination - Select Local Addr and Port

Add Termination - Select Local Addr & Port								
H.248 Command	Descriptor	Descriptor	Descriptor	Properties, Events, Statistics, Signals	Connection Point Address, IP address information and Bearer Information	Support	Notes	
Add Request (MGC to MG)					Context ID = \$	M		
					Termination ID = ip/group/\$/\$	M		
	Media					M		
		Stream				O		
			Local Control			O		
				mode		O		
				ds/dscp		O		
				gm/saf		O	5.18.1.1.1	
				gm/spf		O	5.18.1.1.1	
				gm/sam		O	5.18.1.1.1	
				gm/spr		O	5.18.1.1.1	
				gm/sprr		O	5.18.1.1.1	
				gm/rsb		O		
				gm/rsb		O		
				gm/esas		O		
				gm/lsa		O		
				gm/esps		O		
				gm/lsp		O		
				mgcinfo/db		O		
				tman/pdr		O		
				tman/mbs		O		
				tman/sdr		O		
				tman/pol		O		
				ipdc/realm		O	5.18.1.1.2	
			Statistics				O	See note
			Local			Address Information IP Address = (\$ or specific)	M	
						Address Information Port = (\$ or specific)	M	
						Bearer Information Transport	M	See note 2 of table 87
						Bearer Information Media format and type	O	
						Bearer Information Bandwidth	O	
		Signals					O	
					ipnapt/latch		O	
		Events					O	
				g/cause		O		
				adid/ipstop		O		
					dt	O		
					dir	O		
				nt/netfail		O		
				nt/qualert		O		
				scr/cr		O		
					si	O		
					dur	O		
					per	O		
					max	O		
					min	O		
					nor	O		
				hangterm/thb		O		
					timerx	O		

NOTE: The MGC may request any statistic within those supported.

Table 94: Message Contents - Add Termination - Select Local Addr and Port Ack

Add Termination - Select Local Addr and Port Ack								
H.248 Command	Descriptor	Descriptor	Descriptor	Properties, Events, Statistics, Signals	Connection Point Address, IP address information and Bearer Information	Support	Notes	
Add Reply (MG to MGC)					Context ID=specified	M		
					Termination ID=specified	M		
	Media					M		
		Stream				O		
			Local			Address Information	M	
						IP Address		
						Address Information	M	
						Port		
						Bearer Information	M	
						Transport		
					Bearer Information	O		
					Media format and type			
					Bearer Information	M		
					Bandwidth			

5.18.1.2.1

Add Termination - Select Local Addr and Port - Examples

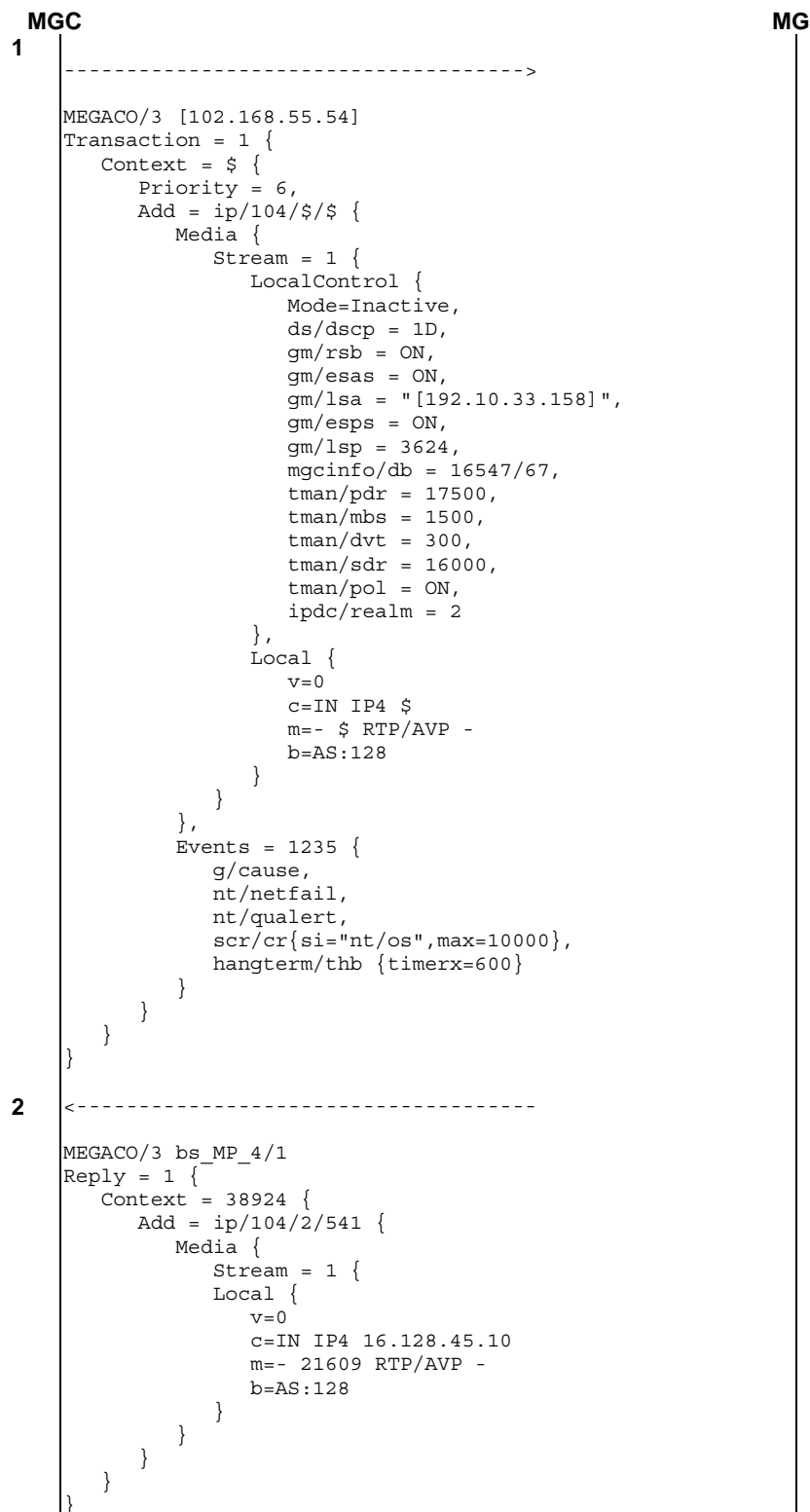


Figure 5: H.248 Message Sequence Example - Add Termination - Select Local Addr and Port

5.18.1.3 Add Termination - Remote Addr Known, Select Local Addr

Table 95: Message Contents - Add Termination - Remote Addr Known, Select Local Addr

Add Termination - Remote Addr Known, Select Local Addr										
H.248 Command	Descriptor	Descriptor	Descriptor	Properties, Events, Statistics, Signals	Connection Point Address, IP address information and Bearer Information	Support	Notes			
Add Request (MGC to MG)					Context ID = \$	M				
					Termination ID = ip/group/\$/\$	M				
	Media	Stream					M			
						Local Control		O		
							ipdc/realm		O	
						Statistics		O	See note	
						Local		Address Information IP Address = (\$ or specific)	M	
Remote		Address Information IP Address	M							
NOTE: The MGC may request any statistic within those supported.										

Table 96: Message Contents - Add Termination - Remote Port Known, Select Local Addr Ack

Add Termination - Remote Addr Known, Select Local Addr Ack								
H.248 Command	Descriptor	Descriptor	Descriptor	Properties, Events, Statistics, Signals	Connection Point Address, IP address information and Bearer Information	Support	Notes	
Add Reply (MG to MGC)					Context ID=specified	M		
					Termination ID=specified	M		
	Media	Stream					M	
						Local		Address Information IP Address

5.18.1.3.1

Add Termination - Remote Addr Known, Select Local Addr - Examples

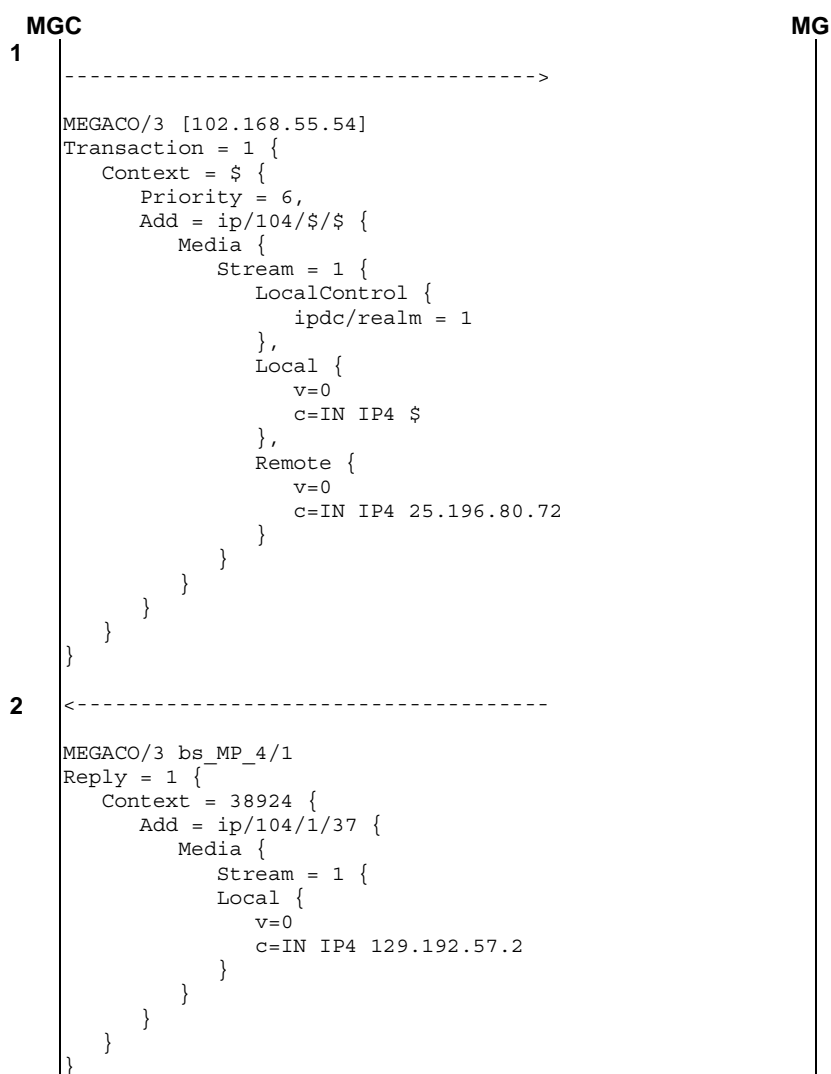


Figure 6: H.248 Message Sequence Example - Add Termination - Remote Addr Known, Select Local Addr

5.18.1.4 Add Termination - Select Local Addr

Table 97: Message Contents - Add Termination - Select Local Addr

Add Termination - Select Local Addr							
H.248 Command	Descriptor	Descriptor	Descriptor	Properties, Events, Statistics, Signals	Connection Point Address, IP address information and Bearer Information	Support	
Add Request (MGC to MG)					Context ID = \$	M	
					Termination ID = ip/group/\$/\$	M	
	Media					M	
		Stream				O	
			Local Control			O	
				ipdc/realms		O	
		Statistics Local				O	See note
					Address Information IP Address = (\$ or specific)	M	

NOTE: The MGC may request any statistic within those supported.

Table 98: Message Contents - Add Termination - Select Local Addr Ack

Add Termination - Select Local Addr Ack							
H.248 Command	Descriptor	Descriptor	Descriptor	Properties, Events, Statistics, Signals	Connection Point Address, IP address information and Bearer Information	Support	Notes
Add Reply (MG to MGC)					Context ID=specified	M	
					Termination ID=specified	M	
	Media					M	
		Stream				O	
			Local			Address Information IP Address	M

5.18.1.4.1 Add Termination - Select Local Addr - Examples




Figure 7: H.248 Message Sequence Example - Add Termination - Select Local Addr

5.18.2 Session Establishment Update

During session establishment additional information may be required by the MG terminations in order to establish the path. Examples of these changes are the remote address and port, through connection status and change of bandwidth allocation.

5.18.2.1 Session Establishment Update - Remote Addr and Port Known

Table 99: Message Contents - Session Establishment Update - Remote Addr and Port Known

Session Establishment Update - Remote Addr and Port Known								
H.248 Command	Descriptor	Descriptor	Descriptor	Properties, Events, Statistics, Signals	Connection Point Address, IP address information and Bearer Information	Support	Notes	
Modify Request (MGC to MG)					Context ID=specified	M		
					Termination ID=specified	M		
	Media					M		
		Stream				O		
			Local Control			O		
				mode		O		
				ds/dscp		O		
				gm/saf		O	5.18.1.1.1	
				gm/spf		O	5.18.1.1.1	
				gm/sam		O	5.18.1.1.1	
				gm/spr		O	5.18.1.1.1	
				gm/sprr		O	5.18.1.1.1	
				gm/rsb		O		
				gm/rsb		O		
				gm/esas		O		
				gm/lsa		O		
				gm/esps		O		
				gm/lsp		O		
				mgcinfo/db		O		
				tman/pdr		O		
				tman/mbs		O		
				tman/sdr		O		
				tman/pol		O		
				ipdc/realm		O	5.18.1.1.2	
			Local				O	
						Address Information IP Address	M	
						Address Information Port	M	
						Bearer Information Transport	M	See note 2 of table 87
						Bearer Information Media format and type	O	
						Bearer Information Bandwidth	M	
			Remote			Address Information IP Address	M	
						Address Information Port	M	
					Bearer Information Transport	M	See note 2 of table 87	
					Bearer Information Media format and type	O		
					Bearer Information Bandwidth	M		
					Attribute Information RTCP	O		
	Signals					O		
				ipnapt/latch		O		

Session Establishment Update - Remote Addr and Port Known							
H.248 Command	Descriptor	Descriptor	Descriptor	Properties, Events, Statistics, Signals	Connection Point Address, IP address information and Bearer Information	Support	Notes
	Events					O	
				adid/ipstop		O	
					dt	O	
					dir	O	
				g/cause		O	
				nt/netfail		O	
				nt/qualert		O	
				scr/cr		O	
					si	O	
					dur	O	
					per	O	
					max	O	
					min	O	
					nor	O	
				hangterm/th		O	
				b	timerx	O	

Table 100: Message Contents - Session Establishment Update - Remote Addr and Port Known Ack

Session Establishment Update - Remote Addr and Port Known, Through Connect, Bandwidth Change Ack							
H.248 Command	Descriptor	Descriptor	Descriptor	Properties, Events, Statistics, Signals	Connection Point Address, IP address information and Bearer Information	Support	Notes
Modify Reply (MG to MGC)					Context ID=specified	M	
					Termination ID=specified	M	

5.18.2.1.1

Session Establishment Update - Remote Addr and Port Known - Examples

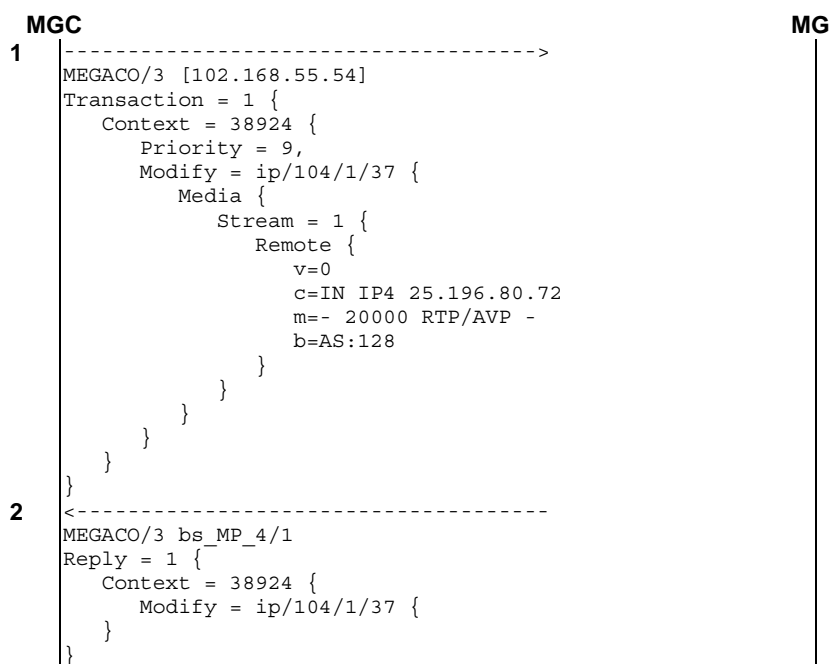


Figure 8: H.248 Message Sequence Example - Session Establishment Update - Remote Addr and Port Known

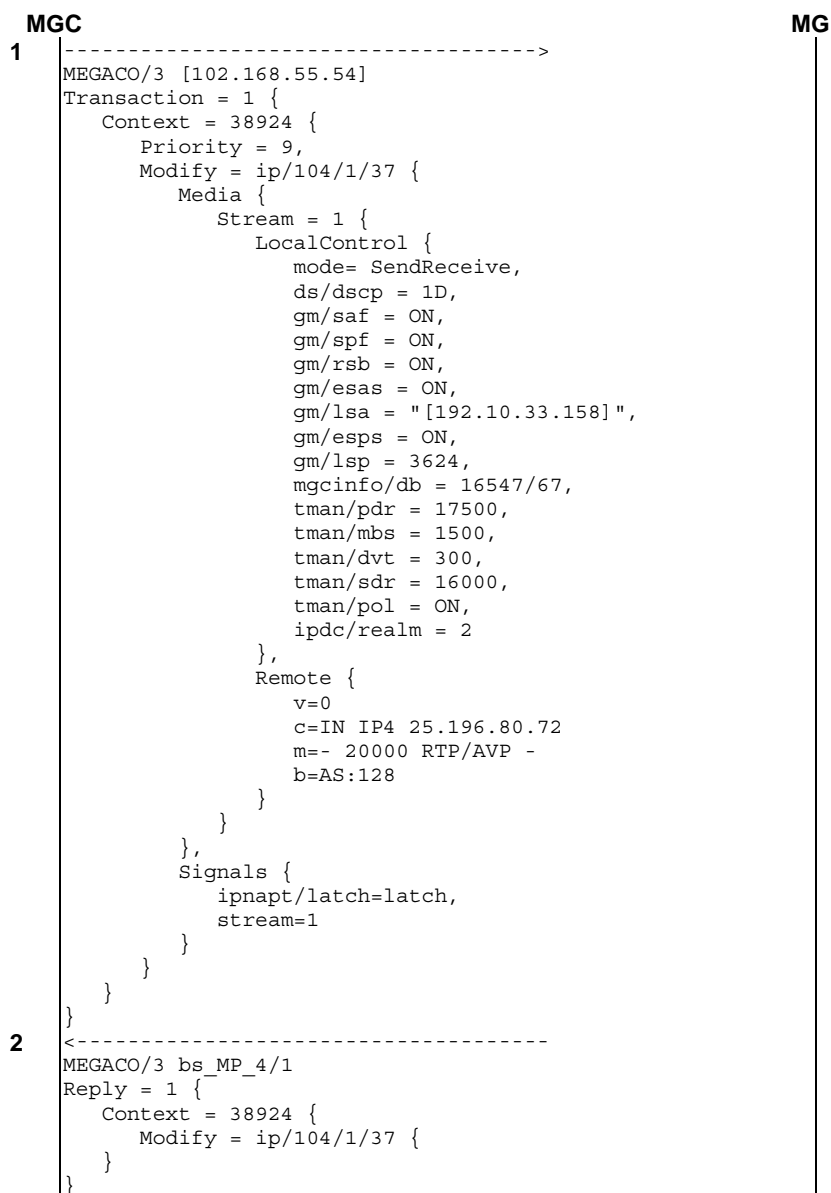


Figure 9: H.248 Message Sequence Example - Session Establishment Update - Remote Addr and Port Known, Through Connect and Latch

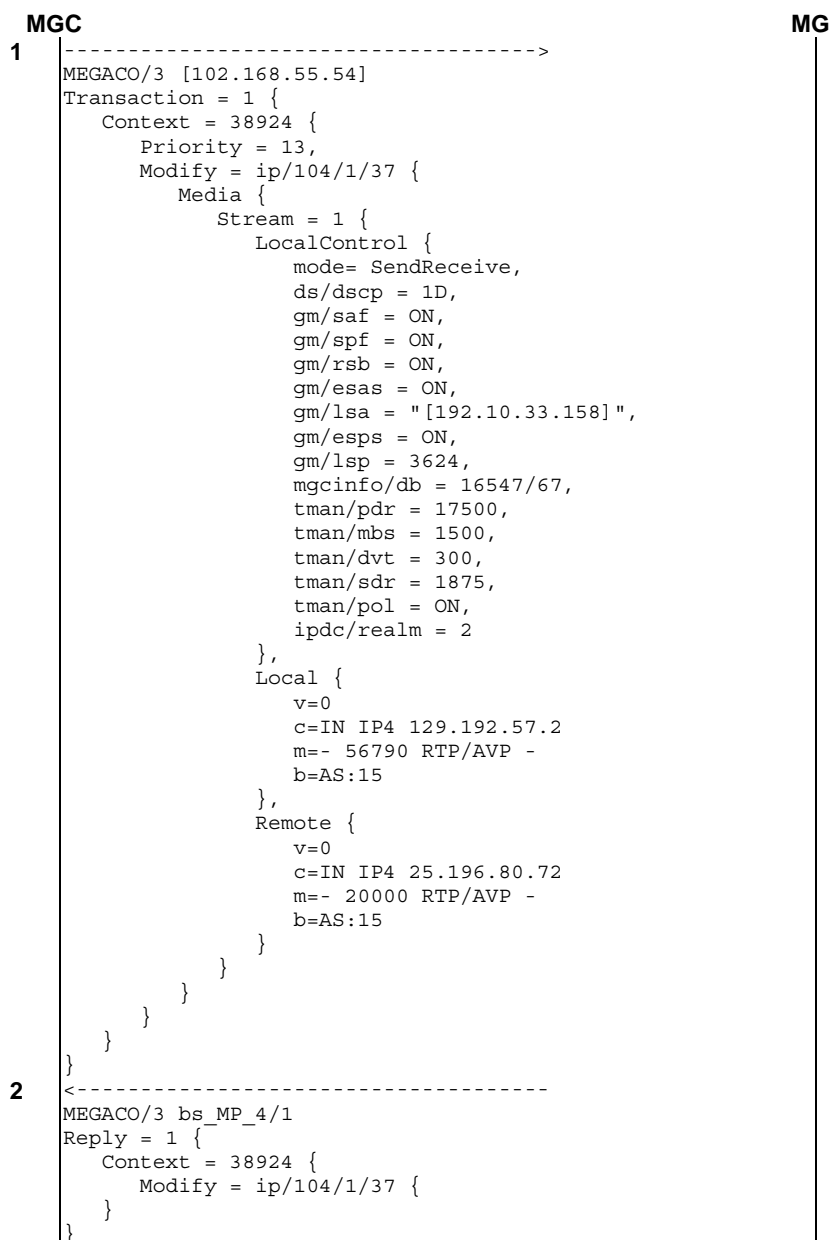


Figure 10: H.248 Message Sequence Example - Session Establishment Update - Remote Addr and Port Known, Through Connect, Bandwidth Change

5.18.2.2 Session Establishment Update - Remote Addr Known

Table 101: Message Contents - Session Establishment Update - Remote Addr Known

Session Establishment Update - Remote Addr Known							
H.248 Command	Descriptor	Descriptor	Descriptor	Properties, Events, Statistics, Signals	Connection Point Address, IP address information and Bearer Information	Support	Notes
Modify Request (MGC to MG)					Context ID=specified	M	
					Termination ID=specified	M	
	Media					M	
		Stream		Remote	Address Information IP Address	M	

Table 102: Message Contents - Session Establishment Update - Remote Addr Known Ack

Session Establishment Update - Remote Addr Known Ack							
H.248 Command	Descriptor	Descriptor	Descriptor	Properties, Events, Statistics, Signals	Connection Point Address, IP address information and Bearer Information	Support	Notes
Modify Reply (MG to MGC)					Context ID=specified	M	
					Termination ID=specified	M	

5.18.2.2.1 Session Establishment Update - Remote Addr Known - Examples

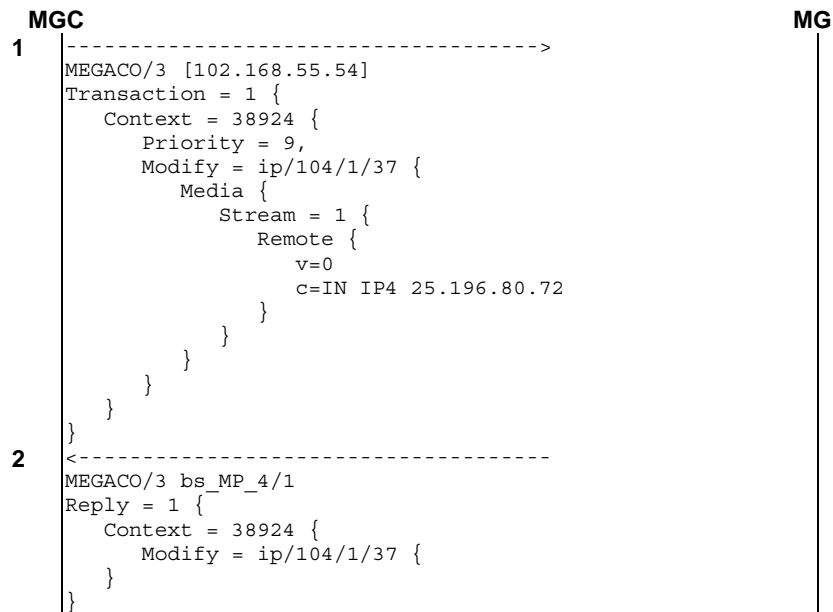


Figure 11: H.248 Message Sequence Example - Session Establishment Update - Remote Addr Known

5.18.2.3 Session Establishment Update - Through Connect

Table 103: Message Contents - Session Establishment Update - Through Connect

Session Establishment Update - Through Connect													
H.248 Command	Descriptor	Descriptor	Descriptor	Properties, Events, Statistics, Signals	Connection Point Address, IP address information and Bearer Information	Support	Notes						
Modify Request (MGC to MG)					Context ID=specified	M							
					Termination ID=specified	M							
	Media	Stream	Local Control				O						
						mode	O						
						ds/dscp	O						
						gm/saf	O	5.18.1.1.1					
						gm/spf	O	5.18.1.1.1					
						gm/sam	O	5.18.1.1.1					
						gm/spr	O	5.18.1.1.1					
						gm/sprr	O	5.18.1.1.1					
						gm/rsb	O						
						gm/rsb	O						
						gm/esas	O						
						gm/las	O						
						gm/esps	O						
						gm/lsp	O						
						mgcinfo/db	O						
						tman/pdr	O						
						tman/mbs	O						
						tman/sdr	O						
						tman/pol	O						
						ipdc/realm	O	5.18.1.1.2					
						Signals						O	
											ipnapt/latch	O	
												O	
												O	
												O	
						Events					adid/ipstop	O	
											dt	O	
											dir	O	
	g/cause	O											
	nt/netfail	O											
	nt/qualert	O											
	scr/cr	O											
	si	O											
	dur	O											
per	O												
max	O												
min	O												
nor	O												
hangterm/thb	O												
timerx	O												

Table 104: Message Contents - Session Establishment Update - Through Connect Ack

Session Establishment Update - Through Connect Ack							
H.248 Command	Descriptor	Descriptor	Descriptor	Properties, Events, Statistics, Signals	Connection Point Address, IP address information and Bearer Information	Support	Notes
Modify Reply (MG to MGC)					Context ID=specified	M	
					Termination ID=specified	M	

5.18.2.3.1 Session Establishment Update - Through Connect - Examples




Figure 12: H.248 Message Sequence Example - Session Establishment Update - Through Connect

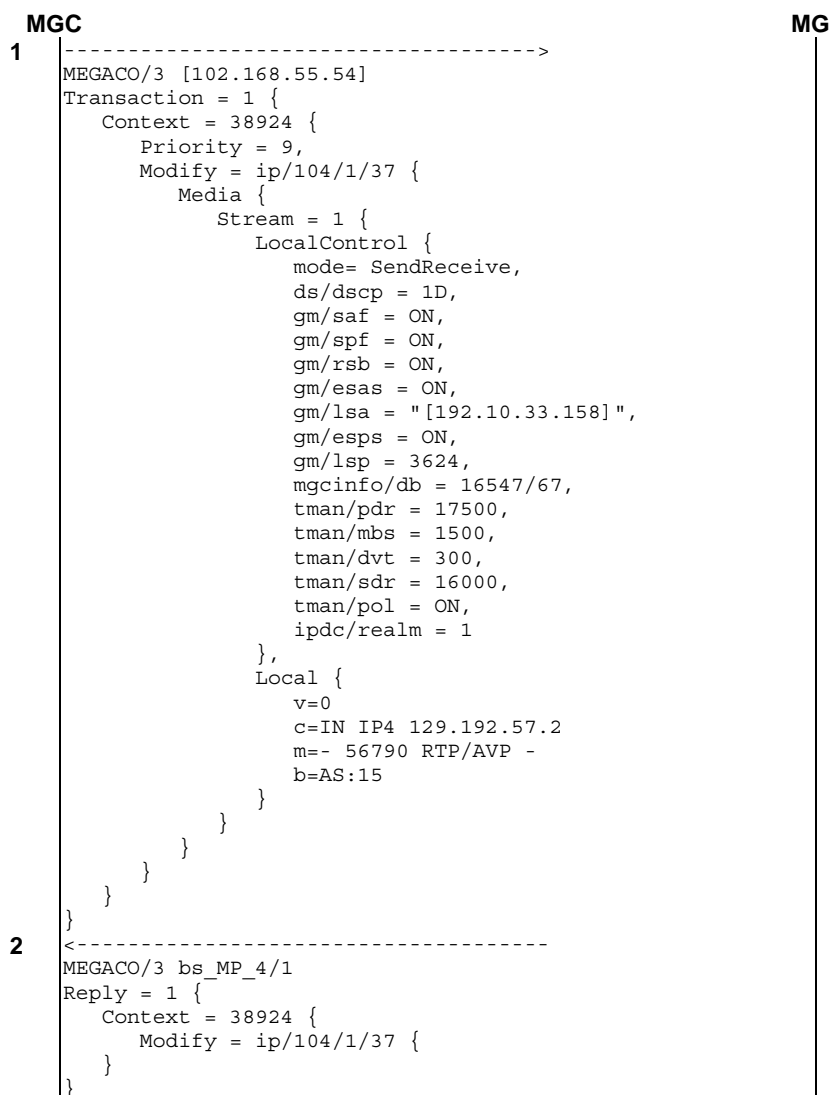


Figure 13: H.248 Message Sequence Example - Session Establishment Update - Through Connect, Bandwidth Change

5.18.2.4 Session Establishment Update - Select Local Port

Table 105: Message Contents - Session Establishment Update - Select Local Port

Session Establishment Update - Select Local Port								
H.248 Command	Descriptor	Descriptor	Descriptor	Properties, Events, Statistics, Signals	Connection Point Address, IP address information and Bearer Information	Support	Notes	
Modify Request (MGC to MG)					Context ID=specified	M		
					Termination ID=specified	M		
	Media	Stream	Local Control				O	
				mode		O		
				ds/dscp		O		
				gm/saf		O	5.18.1.1.1	
				gm/spf		O	5.18.1.1.1	
				gm/sam		O	5.18.1.1.1	
				gm/spr		O	5.18.1.1.1	
				gm/sprr		O	5.18.1.1.1	

Session Establishment Update - Select Local Port										
H.248 Command	Descriptor	Descriptor	Descriptor	Properties, Events, Statistics, Signals	Connection Point Address, IP address information and Bearer Information	Support	Notes			
				gm/rsb		O				
				gm/rsb		O				
				gm/esas		O				
				gm/lpa		O				
				gm/esps		O				
				gm/lsp		O				
				mgcinfo/db		O				
				tman/pdr		O				
				tman/mbs		O				
				tman/sdr		O				
				tman/pol		O				
				ipdc/realm		O	5.18.1.1.2			
						Local		Address Information IP Address	M	
								Address Information Port = (\$ or specific)	M	
					Bearer Information Transport	M	See note 2 of table 87			
					Bearer Information Media format and type	O				
					Bearer Information Bandwidth	M				
		Signals					O			
					ipnapt/latch		O			
		Events					O			
					adid/ipstop		O			
					dt		O			
					dir		O			
					g/cause		O			
					nt/netfail		O			
					nt/qualert		O			
					scr/cr		O			
				si		O				
				dur		O				
				per		O				
				max		O				
				min		O				
				nor		O				

Table 106: Message Contents - Session Establishment Update - Select Local Port Ack

Session Establishment Update - Select Local Port Ack							
H.248 Command	Descriptor	Descriptor	Descriptor	Properties, Events, Statistics, Signals	Connection Point Address, IP address information and Bearer Information	Support	Notes
Modify Reply (MG to MGC)					Context ID=specified	M	
					Termination ID=specified	M	
	Media					M	
		Stream				O	
			Local			M	
					Address Information	M	
					IP Address		
					Address Information	M	
					Port		
					Bearer Information	M	
				Transport			
				Bearer Information	O		
				Media format and type			
				Bearer Information	M		
				Bandwidth			

5.18.2.4.1 Session Establishment Update - Select Local Port - Examples

```

MGC                                     MG
1  ----->
   MEGACO/3 [102.168.55.54]
   Transaction = 1 {
     Context = 38924 {
       Priority = 9,
       Modify = ip/104/1/37 {
         Media {
           Stream = 1 {
             LocalControl {
               mode= Inactive,
               ds/dscp = 1D,
               gm/rsb = ON,
               gm/esas = ON,
               gm/lra = "[192.10.33.158]",
               gm/esps = ON,
               gm/lsp = 3624,
               mgcinfo/db = 16547/67,
               tman/pdr = 17500,
               tman/mbs = 1500,
               tman/dvt = 300,
               tman/sdr = 1875,
               tman/pol = ON,
               ipdc/realm = 1
             },
             Local {
               v=0
               c=IN IP4 16.128.45.10
               m=- $ RTP/AVP -
               b=AS:15
             }
           }
         }
       }
     }
   }

```

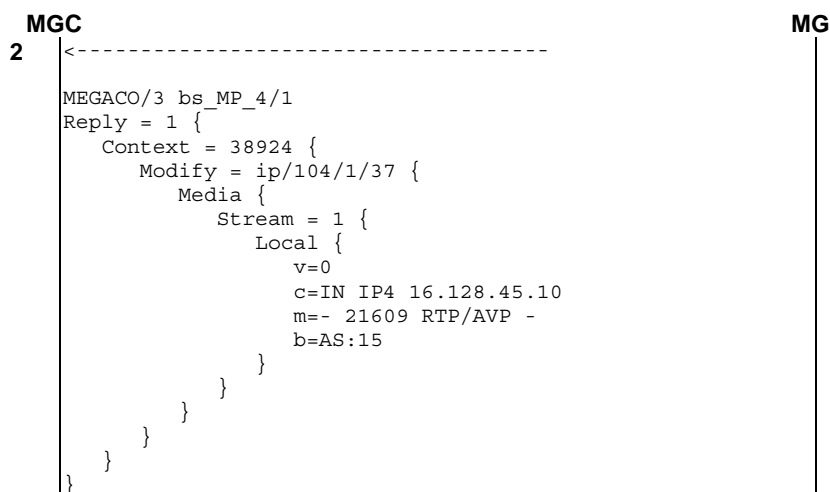


Figure 14: H.248 Message Sequence Example - Session Establishment Update - Select Local Port

5.18.2.5 Session Establishment Update - Bandwidth Change

Table 107: Message Contents - Session Establishment Update - Bandwidth Change

Session Establishment Update - Bandwidth Change							
H.248 Command	Descriptor	Descriptor	Descriptor	Properties, Events, Statistics, Signals	Connection Point Address, IP address information and Bearer Information	Support	Notes
Modify Request (MGC to MG)					Context ID=specified	M	
					Termination ID=specified	M	
		Media				M	
			Stream			M	
				Local Control		O	
					mode	O	
					ds/dscp	O	
					gm/saf	O	5.18.1.1.1
					gm/spf	O	5.18.1.1.1
					gm/rsb	O	
					gm/rsb	O	
					gm/esas	O	
					gm/lsa	O	
					gm/esps	O	
					gm/lsp	O	
					mgcinfo/db	O	
					tman/pdr	O	
					tman/mbs	O	
					tman/sdr	O	
					tman/pol	O	
				ipdc/realm	O	5.18.1.1.2	
			Local		Address Information IP Address	M	
					Address Information Port	M	
					Bearer Information Transport	M	See note 2 of table 87
					Bearer Information Media format and type	O	
					Bearer Information Bandwidth	M	

Session Establishment Update - Bandwidth Change							
H.248 Command	Descriptor	Descriptor	Descriptor	Properties, Events, Statistics, Signals	Connection Point Address, IP address information and Bearer Information	Support	Notes
	Events					O	
				adid/ipstop		O	
					dt	O	
					dir	O	
				g/cause		O	
				nt/netfail		O	
				nt/qualert		O	
				scr/cr		O	
					si	O	
					dur	O	
					per	O	
					max	O	
					min	O	
					nor	O	

Table 108: Message Contents - Session Establishment Update - Bandwidth Change Ack

Session Establishment Update - Bandwidth Change Ack							
H.248 Command	Descriptor	Descriptor	Descriptor	Properties, Events, Statistics, Signals	Connection Point Address, IP address information and Bearer Information	Support	Notes
Modify Reply (MG to MGC)					Context ID=specified	M	
					Termination ID=specified	M	

5.18.2.5.1 Session Establishment Update - Bandwidth Change - Examples




Figure 15: H.248 Message Sequence Example - Session Establishment Update - Bandwidth Change

5.18.3 Mid-Session Update

During an established session changes can be performed on existing connections. Examples of these changes are the changes in the remote port and changes in bandwidth allocation due to changed codec.

5.18.3.1 Mid-Session Update - Bandwidth Change

Table 109: Message Contents - Mid-Session Update - Bandwidth Change

Mid-Session Update - Bandwidth Change										
H.248 Command	Descriptor	Descriptor	Descriptor	Properties, Events, Statistics, Signals	Connection Point Address, IP address information and Bearer Information	Support	Notes			
Modify Request (MGC to MG)	Media	Stream	Local Control		Context ID=specified	M				
					Termination ID=specified	M				
						M				
						O				
						O				
						O				
						O	5.18.1.1.1			
						O	5.18.1.1.1			
						O	5.18.1.1.1			
						O	5.18.1.1.1			
						O	5.18.1.1.1			
						O				
						O				
						O				
						O				
						O				
						O				
						O				
						O				
						O				
						O				
						O				
						O				
						O				
						O	5.18.1.1.2			
						Local		Address Information IP Address	M	
								Address Information Port	M	
								Bearer Information Transport	M	See note 2 of table 87
								Bearer Information Media format and type	O	
								Bearer Information Bandwidth	M	
						Remote		Address Information IP Address	M	
								Address Information Port	M	
			Bearer Information Transport	M	See note 2 of table 87					
			Bearer Information Media format and type	O						
			Bearer Information Bandwidth	M						
			Attribute Information RTCP	O						

Mid-Session Update - Bandwidth Change							
H.248 Command	Descriptor	Descriptor	Descriptor	Properties, Events, Statistics, Signals	Connection Point Address, IP address information and Bearer Information	Support	Notes
	Events					O	
				adid/ipstop		O	
					dt	O	
					dir	O	
				g/cause		O	
				nt/netfail		O	
				nt/qualert		O	
				scr/cr		O	
					si	O	
					dur	O	
					per	O	
					max	O	
					min	O	
					nor	O	
				hangterm/th		O	
				b	timerx	O	

Table 110: Message Contents - Mid-Session Update - Bandwidth Change Ack

Mid-Session Update - Bandwidth Change Ack							
H.248 Command	Descriptor	Descriptor	Descriptor	Properties, Events, Statistics, Signals	Connection Point Address, IP address information and Bearer Information	Support	Notes
Modify Reply (MG to MGC)					Context ID=specified	M	
					Termination ID=specified	M	

5.18.3.1.1

Mid-Session Update - Bandwidth Change - Examples

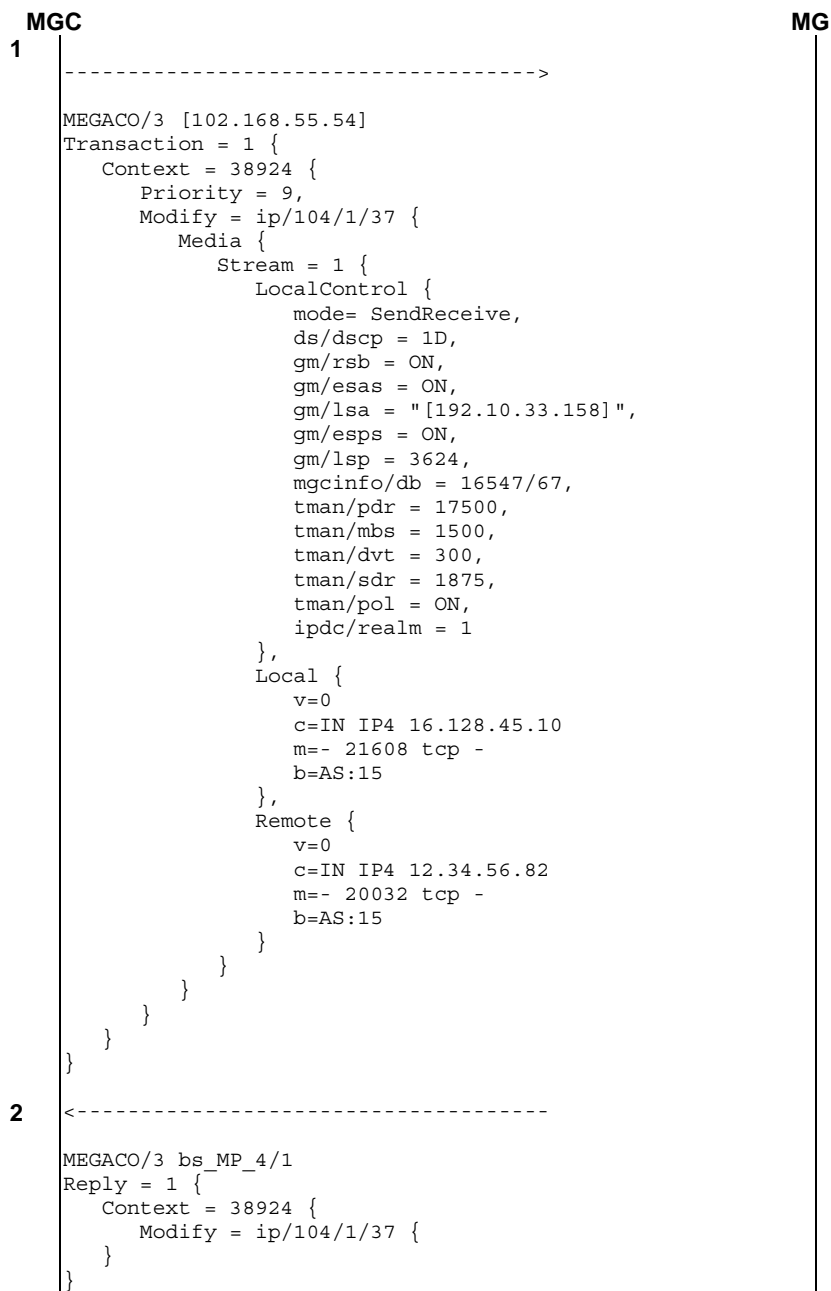


Figure 16: H.248 Message Sequence Example - Mid-Session Update - Bandwidth Change

5.18.3.2 Mid-Session Update - Media Change

Table 111: Message Contents - Mid-Session Update - Media Change

Mid-Session Update - Media Change											
H.248 Command	Descriptor	Descriptor	Descriptor	Properties, Events, Statistics, Signals	Connection Point Address, IP address information and Bearer Information	Support	Notes				
Modify Request (MGC to MG)					Context ID=specified	M					
					Termination ID=specified	M					
	Media	Stream		Local Control			O				
					mode		O				
					ds/dscp		O				
					gm/saf		O	5.18.1.1.1			
					gm/spf		O	5.18.1.1.1			
					gm/sam		O	5.18.1.1.1			
					gm/spr		O	5.18.1.1.1			
					gm/sprr		O	5.18.1.1.1			
					gm/rsb		O				
					gm/rsb		O				
					gm/esas		O				
					gm/lsa		O				
					gm/esps		O				
					gm/lsp		O				
					mgcinfo/db		O				
					tman/pdr		O				
					tman/mbs		O				
					tman/sdr		O				
					tman/pol		O				
					ipdc/realm		O	5.18.1.1.2			
							Local		Address Information IP Address	M	
									Address Information Port	M	
									Bearer Information Transport	M	See note 2 of table 87
									Bearer Information Media format and type	O	
									Bearer Information Bandwidth	M	
							Remote		Address Information IP Address	M	
									Address Information Port	M	
				Bearer Information Transport	M	See note 2 of table 87					
				Bearer Information Media format and type	O						
				Bearer Information Bandwidth	M						
				Attribute Information RTCP	O						
	Signals					O					
				ipnapt/latch			O				
					ipnapt/napt	O					

Mid-Session Update - Media Change							
H.248 Command	Descriptor	Descriptor	Descriptor	Properties, Events, Statistics, Signals	Connection Point Address, IP address information and Bearer Information	Support	Notes
	Events					O	
				adid/ipstop		O	
					dt	O	
					dir	O	
				g/cause		O	
				nt/netfail		O	
				nt/qualert		O	
				scr/cr		O	
					si	O	
					dur	O	
					per	O	
					max	O	
					min	O	
					nor	O	
				hangterm/th		O	
				b	timerx	O	

Table 112: Message Contents - Mid-Session Update - Media Change Ack

Mid-Session Update - Media Change Ack							
H.248 Command	Descriptor	Descriptor	Descriptor	Properties, Events, Statistics, Signals	Connection Point Address, IP address information and Bearer Information	Support	Notes
Modify Reply (MG to MGC)					Context ID=specified	M	
					Termination ID=specified	M	

5.18.3.2.1 Mid-Session Update - Media Change - Examples

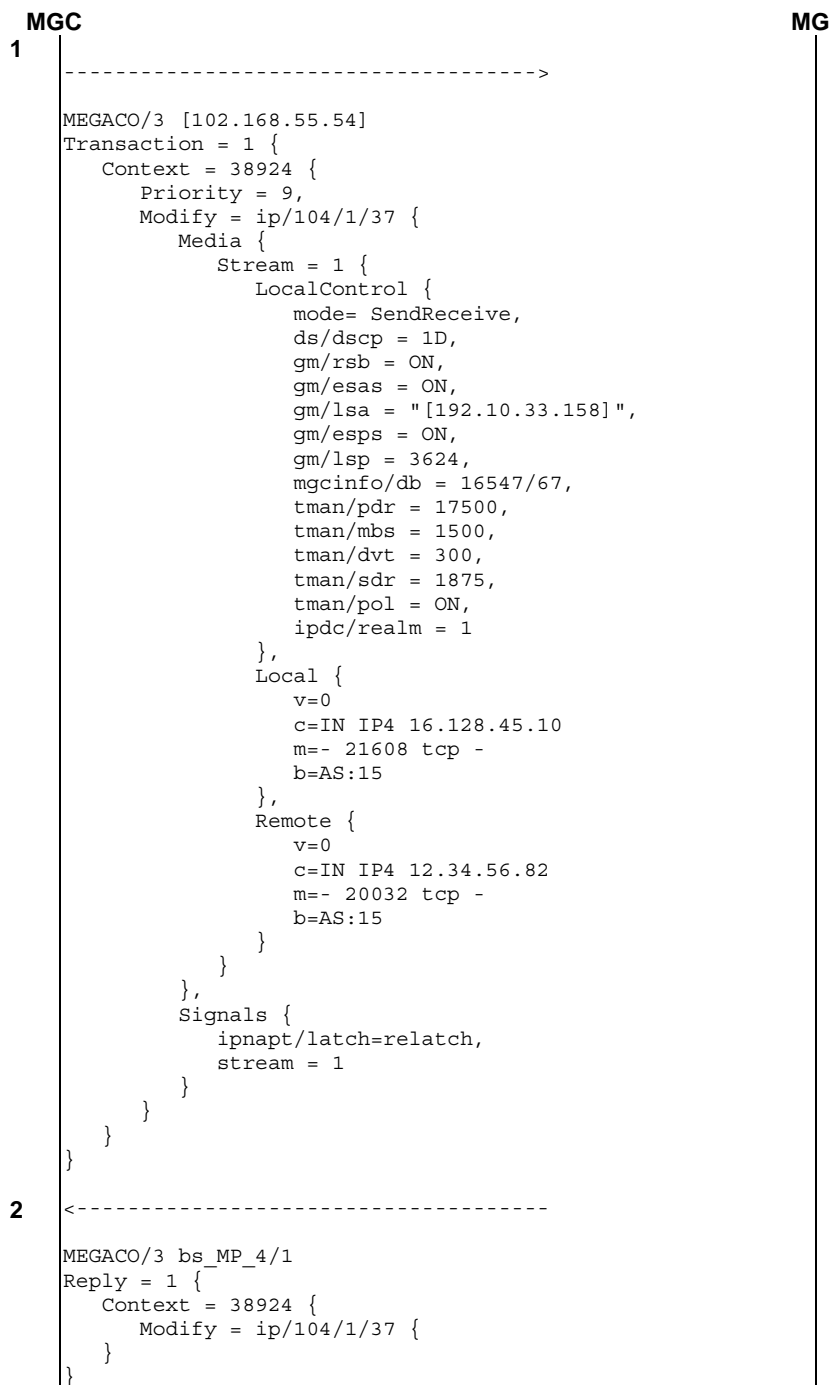


Figure 17: H.248 Message Sequence Example - Mid-Session Update - Media Change




Figure 18: H.248 Message Sequence Example - Mid-Session Update - Media Change, No NAT, No change of through connection or policing (sdr)

5.18.3.3 Mid-Session Update - Remote Port Change

Table 113: Message Contents - Mid-Session Update - Remote Port Change

Mid-Session Update - Remote Port Change								
H.248 Command	Descriptor	Descriptor	Descriptor	Properties, Events, Statistics, Signals	Connection Point Address, IP address information and Bearer Information	Support	Notes	
Modify Request (MGC to MG)					Context ID=specified	M		
					Termination ID=specified	M		
	Media	Stream	Local Control				M	
							O	
						mode	O	
						ds/dscp	O	
						gm/saf	O	5.18.1.1.1
						gm/spf	O	5.18.1.1.1
						gm/sam	O	5.18.1.1.1
						gm/spr	O	5.18.1.1.1
						gm/sprr	O	5.18.1.1.1
						gm/rsb	O	
						gm/rsb	O	
						gm/esas	O	
						gm/las	O	
gm/esps	O							
gm/lsp	O							

Mid-Session Update - Remote Port Change															
H.248 Command	Descriptor	Descriptor	Descriptor	Properties, Events, Statistics, Signals	Connection Point Address, IP address information and Bearer Information	Support	Notes								
				mgcinfo/db		O									
				tman/pdr		O									
				tman/mbs		O									
				tman/sdr		O									
				tman/pol		O									
				ipdc/realm		O	5.18.1.1.2								
				Local		O									
								Address Information IP Address	M						
								Address Information Port	M						
								Bearer Information Transport	M	See note 2 of table 87					
								Bearer Information Media format and type	O						
								Bearer Information Bandwidth	M						
								Remote					Address Information IP Address	M	
													Address Information Port	M	
													Bearer Information Transport	M	See note 2 of table 87
													Bearer Information Media format and type	O	
													Bearer Information Bandwidth	M	
			Attribute Information RTCP	O											
			Signals						O						
								ipnapt/latch		O					
			Events					ipnapt/napt	O						
									O						
								adid/ipstop		O					
									dt	O					
									dir	O					
								g/cause		O					
								nt/netfail		O					
nt/qualert		O													
scr/cr		O													
	si	O													
	dur	O													
	per	O													
	max	O													
	min	O													
	nor	O													
hangterm/thb		O													
	timerx	O													

Table 114: Message Contents - Mid-Session Update - Remote Port Change Ack

Mid-Session Update - Remote Port Change Ack							
H.248 Command	Descriptor	Descriptor	Descriptor	Properties, Events, Statistics, Signals	Connection Point Address, IP address information and Bearer Information	Support	Notes
Modify Reply (MG to MGC)					Context ID=specified	M	
					Termination ID=specified	M	

5.18.3.3.1

Mid-Session Update - Remote Port Change - Examples

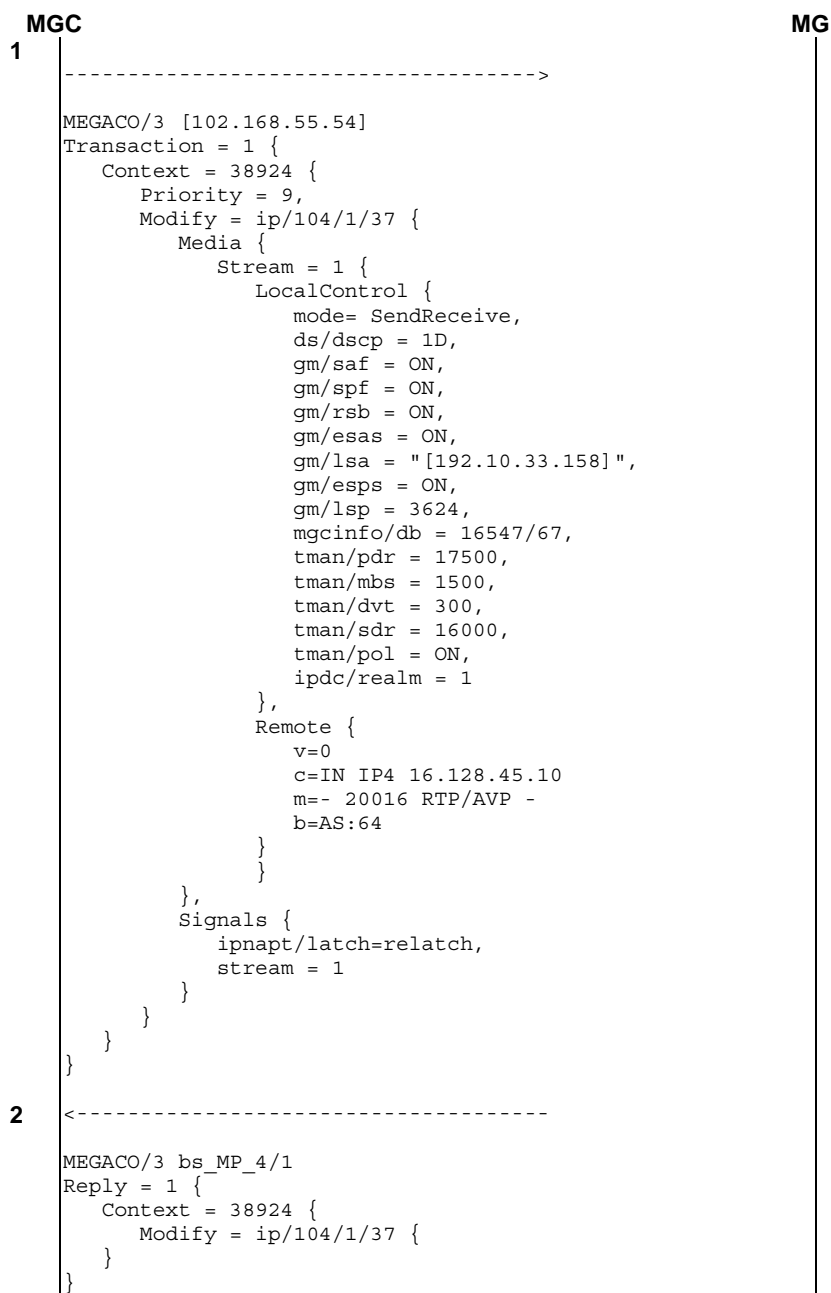


Figure 19: H.248 Message Sequence Example - Mid-Session Update - Remote Port Change

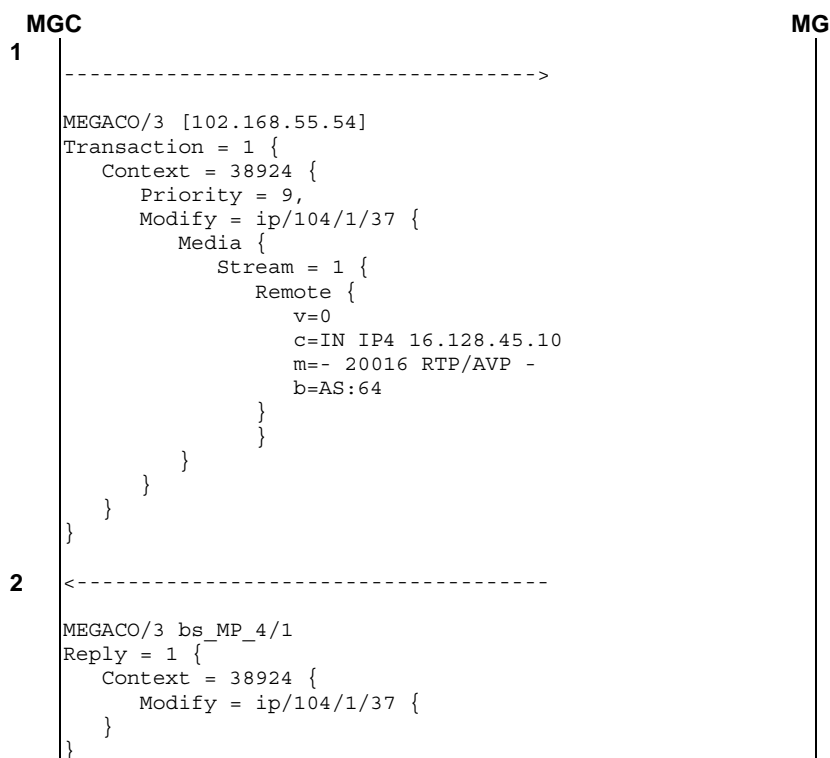


Figure 20: H.248 Message Sequence Example - Mid-Session Update - Remote Port Change, No NAT, No Bandwidth Change

5.18.3.4 Mid-Session Update - Add Stream, Remote Addr and Port Known

Table 115: Message Contents - Mid-Session Update - Add Stream, Remote Addr and Port Known

Mid-Session Update - Add Stream, Remote Addr and Port Known							
H.248 Command	Descriptor	Descriptor	Descriptor	Properties, Events, Statistics, Signals	Connection Point Address, IP address information and Bearer Information	Support	Notes
Modify Request (MGC to MG)	Media	Stream	Local Control		Context ID=specified	M	
					Termination ID=specified	M	
						M	
						M	
				mode		M	
				ds/dscp		O	
				gm/saf		O	5.18.1.1.1
				gm/spf		O	5.18.1.1.1
				gm/rsb		O	
				gm/esas		O	
				gm/lsa		O	
				gm/esps		O	
				gm/lsp		O	
				mgcinfo/db		O	
				tman/pdr		O	
				tman/mbs		O	
				gm/rsb		O	
				tman/sdr		O	
				tman/pol		O	
				ipdc/realn		O	5.18.1.1.2
			Statistics			O	See note

Mid-Session Update - Add Stream, Remote Addr and Port Known										
H.248 Command	Descriptor	Descriptor	Descriptor	Properties, Events, Statistics, Signals	Connection Point Address, IP address information and Bearer Information	Support	Notes			
			Local		Address Information IP Address= (\$ or specific)	M				
					Address Information Port=(\$ or specific)	M				
					Bearer Information Transport	M	See note 2 of table 87			
					Bearer Information Media format and type	O				
					Bearer Information Bandwidth	M				
					Remote	Address Information IP Address	M			
						Address Information Port	M			
						Bearer Information Transport	M	See note 2 of table 87		
						Bearer Information Media format and type	O			
						Bearer Information Bandwidth	M			
			Attribute Information RTCP	O						
			Signals					O		
			Events					ipnapt/latch		O
								adid/ipstop		O
								dt		O
								dir		O
								g/cause		O
								nt/netfail		O
								nt/qualert		O
								scr/cr		O
								si		O
dur		O								
per		O								
max		O								
min		O								
nor		O								
hangterm/th					O					
b					O					
timerx					O					

NOTE: The MGC may request any statistic within those supported.

Table 116: Message Contents - Mid-Session Update - Add Stream, Remote Addr and Port Known Ack

Mid-Session Update - Add Stream, Remote Addr & Port Known Ack								
H.248 Command	Descriptor	Descriptor	Descriptor	Properties, Events, Statistics, Signals	Connection Point Address, IP address information and Bearer Information	Support	Notes	
Modify Reply (MG to MGC)					Context ID=specified	M		
					Termination ID=specified	M		
		Media				M		
			Stream			M		
				Local		Address Information IP Address	M	
						Address Information Port	M	
						Bearer Information Transport	M	
						Bearer Information Media format and type	O	
						Bearer Information Bandwidth	M	

5.18.3.4.1 Mid-Session Update - Add Stream, Remote Addr & Port Known - Examples

```

MGC                                     MG
1 ----->
MEGACO/3 [102.168.55.54]
Transaction = 1 {
  Context = 38924 {
    Priority = 9,
    Modify = ip/104/1/37 {
      Media {
        Stream = 2 {
          LocalControl {
            mode= Inactive,
            ds/dscp = 1D,
            gm/saf = ON,
            gm/spf = ON,
            gm/rsb = ON,
            gm/esas = ON,
            gm/lsa = "[192.10.33.158]",
            gm/esps = ON,
            gm/lsp = 3624,
            mgcinfo/db = 16547/67,
            tman/pdr = 17500,
            tman/mbs = 1500,
            tman/dvt = 300,
            tman/sdr = 16000,
            tman/pol = ON,
            ipdc/realm = 1
          },
          Local {
            v=0
            c=IN IP4 $
            m=- $ RTP/AVP -
            b=AS:128
          },
          Remote {
            v=0
            c=IN IP4 25.196.80.72
            m=- 20000 RTP/AVP -
            b=AS:128
          }
        }
      },
      Signals {
        ipnapt/latch=latch
        stream = 2
      }
    }
  }
}

```

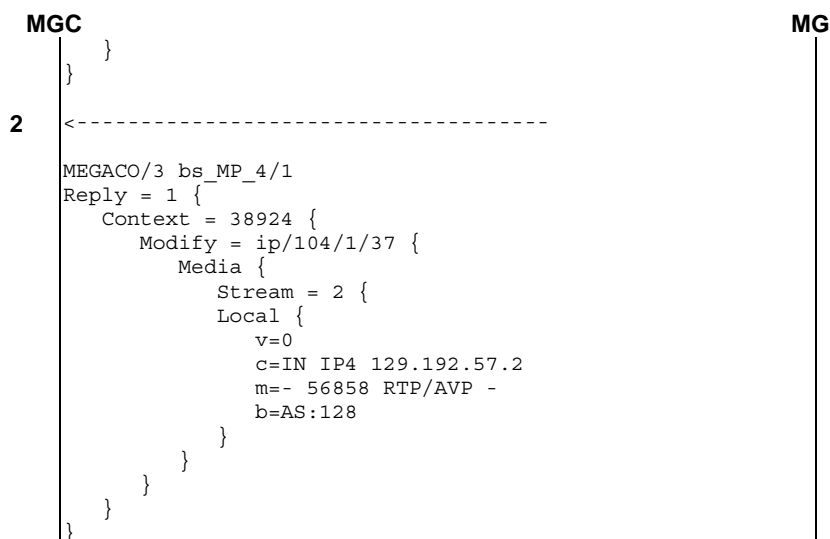


Figure 21: H.248 Message Sequence Example - Mid-Session Update - Add Stream, Remote Addr and Port Known

5.18.3.5 Mid-Session Update - Add Stream

Table 117: Message Contents - Mid-Session Update - Add Stream

Mid-Session Update - Add Stream							
H.248 Command	Descriptor	Descriptor	Descriptor	Properties, Events, Statistics, Signals	Connection Point Address, IP address information and Bearer Information	Support	Notes
Modify Request (MGC to MG)					Context ID=specified	M	
					Termination ID=specified	M	
	Media					M	
		Stream				M	
			Local Control			O	
				mode		O	
				ds/dscp		O	
				gm/saf		O	5.18.1.1.1
				gm/spf		O	5.18.1.1.1
				gm/rsb		O	
				gm/rsb		O	
				gm/esas		O	
				gm/lsa		O	
				gm/esps		O	
				gm/lsp		O	
				mgcinfo/db		O	
				tman/pdr		O	
				tman/mbs		O	
				tman/sdr		O	
				tman/pol		O	
			ipdc/realm		O	5.18.1.1.2	
		Statistics				O	See note

Mid-Session Update - Add Stream												
H.248 Command	Descriptor	Descriptor	Descriptor	Properties, Events, Statistics, Signals	Connection Point Address, IP address information and Bearer Information	Support	Notes					
			Local		Address Information IP Address= (\$ or specific)	M						
					Address Information Port=(\$ or specific)	M						
					Bearer Information Transport	M	See note 2 of table 87					
					Bearer Information Media format and type	O						
					Bearer Information Bandwidth	M						
					Signals					O		
					Events					ipnapt/latch		O
										adid/ipstop		O
										dt		O
										dir		O
										g/cause		O
										nt/netfail		O
										nt/qualert		O
										scr/cr		O
										si		O
										dur		O
										per		O
										max		O
										min		O
										nor		O
hangterm/th			O									
b			O									
timerx			O									

NOTE: The MGC may request any statistic within those supported.

Table 118: Message Contents - Mid-Session Update - Add Stream Ack

Mid-Session Update - Add Stream Ack											
H.248 Command	Descriptor	Descriptor	Descriptor	Properties, Events, Statistics, Signals	Connection Point Address, IP address information and Bearer Information	Support	Notes				
Modify Reply (MG to MGC)					Context ID=specified	M					
					Termination ID=specified	M					
					Media					M	
					Stream					M	
					Local				Address Information IP Address	M	
									Address Information Port	M	
									Bearer Information Transport	M	
									Bearer Information Media format and type	O	
									Bearer Information Bandwidth	M	

5.18.3.5.1 Mid-Session Update - Add Stream - Examples

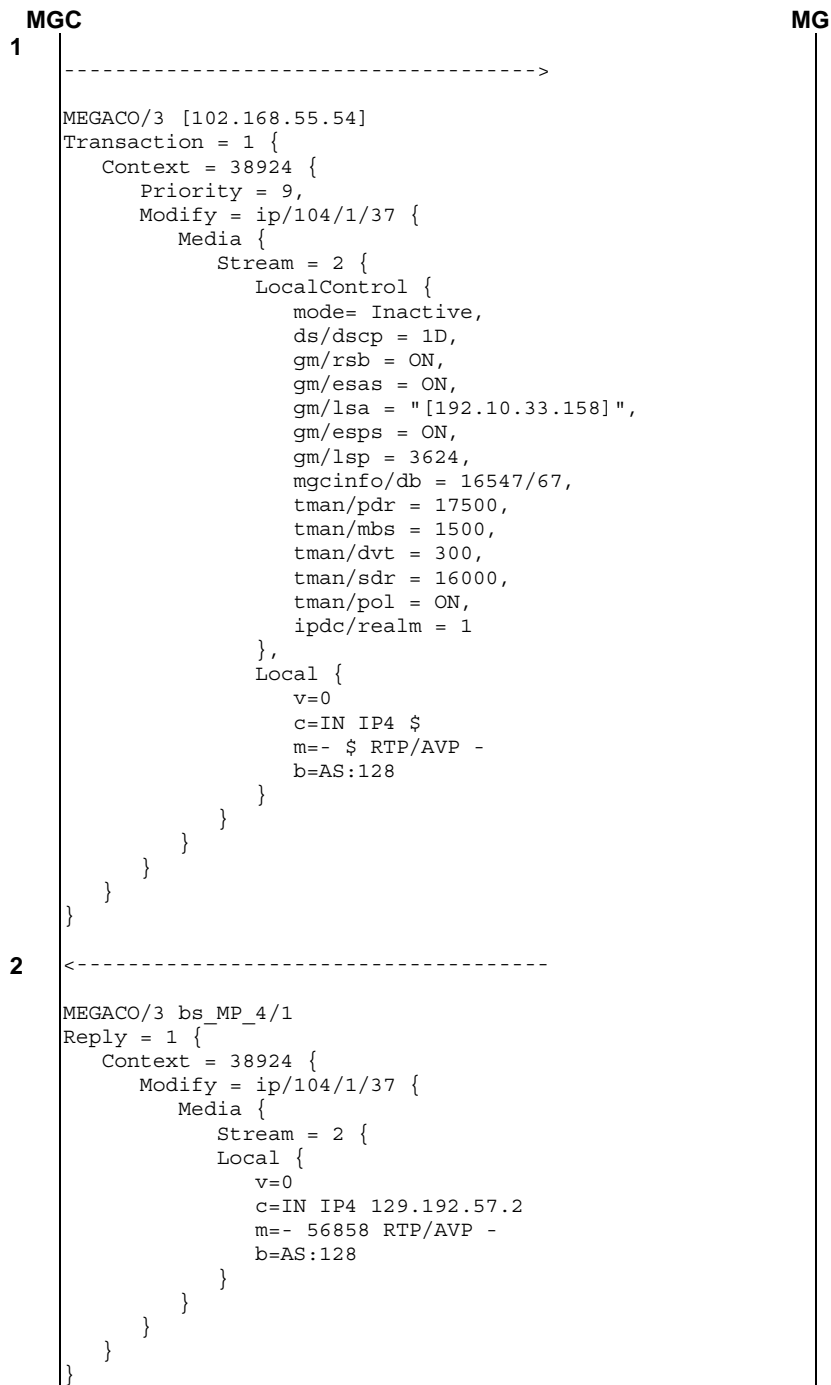


Figure 22: H.248 Message Sequence Example - Mid-Session Update - Add Stream

5.18.3.6 Mid-Session Update - Delete Stream

Table 119: Message Contents - Mid-Session Update - Delete Stream

Mid-Session Update - Delete Stream							
H.248 Command	Descriptor	Descriptor	Descriptor	Properties, Events, Statistics, Signals	Connection Point Address, IP address information and Bearer Information	Support	Notes
Modify Request (MGC to MG)					Context ID=specified	M	
					Termination ID=specified or Termination ID=*	M	
	Media					M	
		Stream				M	
			Local			M	
			Remote			M	
	Audit					O	
		Media				O	
			Stream			O	
				Statistics	*/*	O	

Table 120: Message Contents - Mid-Session Update - Delete Stream Ack

Mid-Session Update - Delete Stream Ack							
H.248 Command	Descriptor	Descriptor	Descriptor	Properties, Events, Statistics, Signals	Connection Point Address, IP address information and Bearer Information	Support	Notes
Modify Reply (MG to MGC)					Context ID=specified	M	
					Termination ID=specified	M	
	Media					O	
		Stream				O	
			Statistics			O	
				gm/dp		O	
				nt/or		O	
				nt/os		O	
				nt/jit		O	
				nt/dur		O	
				rtp/or		O	
				rtp/os		O	
				rtp/pr		O	
				rtp/ps		O	
				rtp/jit		O	
				rtp/delay		O	

5.18.3.6.1 Mid-Session Update - Delete Stream - Examples

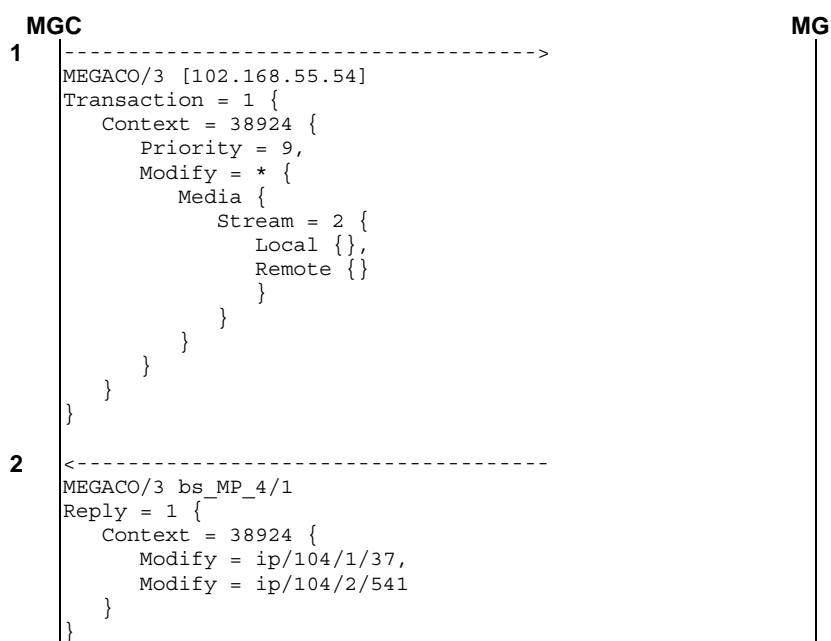


Figure 23: H.248 Message Sequence Example - Mid-Session Update - Delete Stream, No Statistics Required




Figure 24: H.248 Message Sequence Example - Mid-Session Update - Delete Stream, Statistics Required

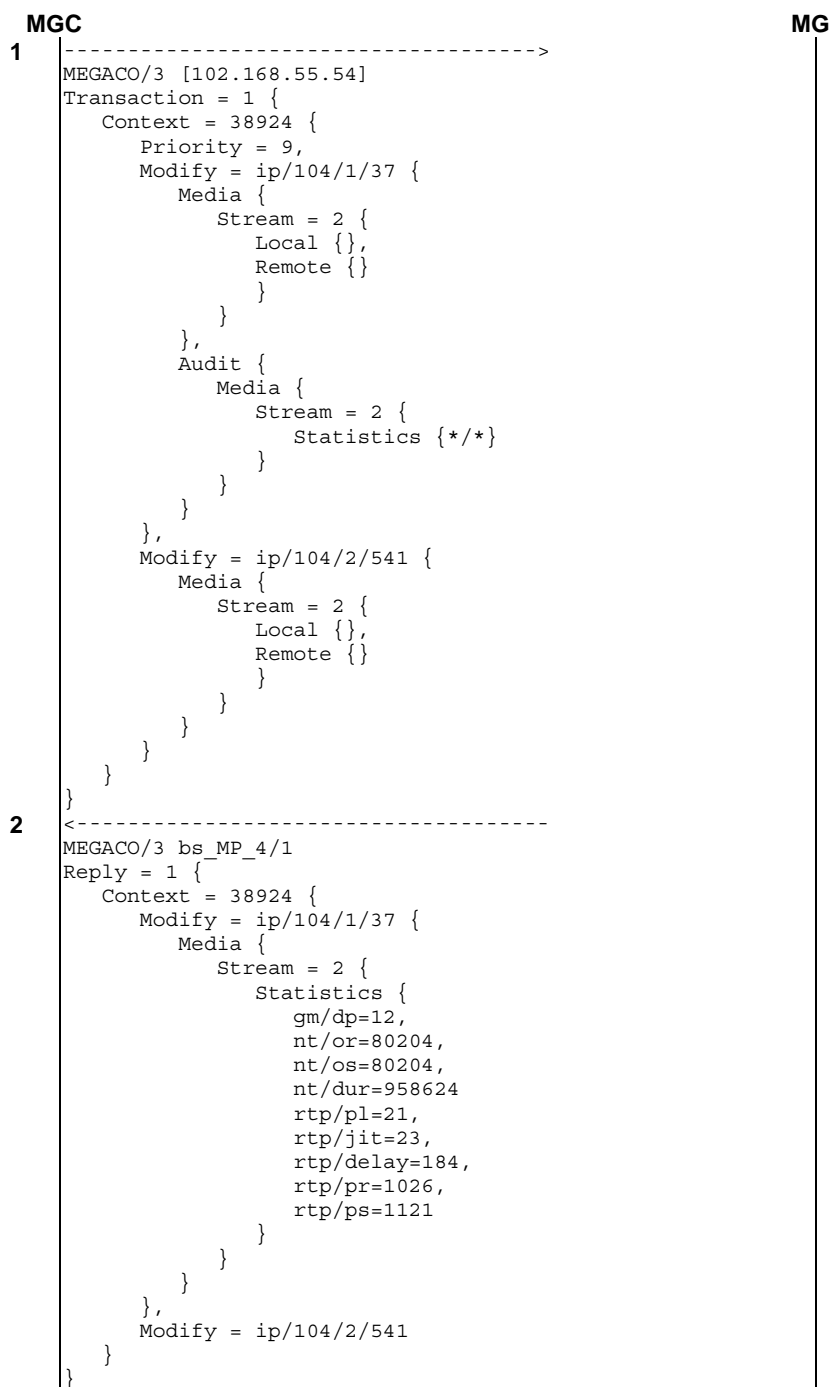


Figure 25: H.248 Message Sequence Example - Mid-Session Update - Delete Stream, Statistics Required on one Termination

5.18.4 Auditing

5.18.4.1 Mid-Session Statistics Audit

Table 121: Message Contents - Mid-Session Statistics Audit

Mid-Session Statistics Audit								
H.248 Command	Descriptor	Descriptor	Descriptor	Properties, Events, Statistics, Signals	Connection Point Address, IP address information and Bearer Information	Support	Notes	
AuditValue Request (MGC to MG)					Context ID=specified	M		
					Termination ID=specified or Termination ID=*	M		
	Audit	Media					M	
						Stream		M
				Statistics	*/*	M		

Table 122: Message Contents - Mid-Session Statistics Audit Ack

Mid-Session Statistics Audit Ack								
H.248 Command	Descriptor	Descriptor	Descriptor	Properties, Events, Statistics, Signals	Connection Point Address, IP address information and Bearer Information	Support	Notes	
AuditValue Reply (MG to MGC)					Context ID=specified	M		
					Termination ID=specified	M		
	Media	Stream		Statistics			M	
					gm/dp		O	
					nt/or		O	
					nt/os		O	
					nt/jit		O	
					nt/dur		O	
					rtp/or		O	
					rtp/os		O	
					rtp/pl		M	
					rtp/pr		M	
					rtp/ps		M	
					rtp/jit		O	
					rtp/delay		O	

5.18.4.1.1 Mid-Session Statistics Audit - Example

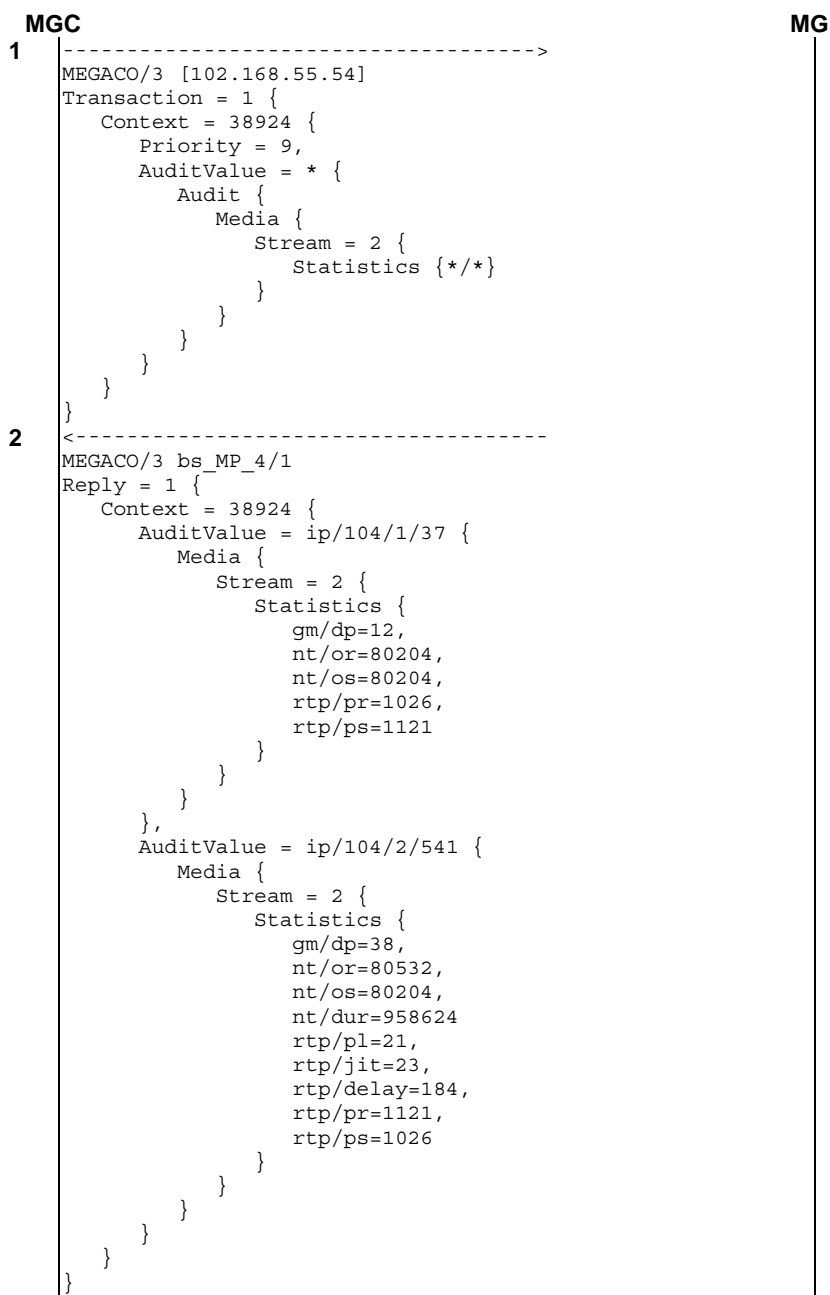


Figure 26: H.248 Message Sequence Example - Mid-Session Statistics Audit

5.18.5 Notification of MG Events

5.18.5.1 Notification of IP Media Stop

Table 123: Message Contents - Notification of IP Media Stop

Detection of IP Media Stop							
H.248 Command	Descriptor	Descriptor	Descriptor	Properties, Events, Statistics, Signals	Connection Point Address, IP address information and Bearer Information	Support	Notes
Notify Request (MG to MGC)					Context ID=specified	M	
					Termination ID=specified	M	
	Observed Events					M	
				adid/ipstop		M	

Table 124: Message Contents - Notification of IP Media Stop Ack

Detection of IP Media Stop Ack							
H.248 Command	Descriptor	Descriptor	Descriptor	Properties, Events, Statistics, Signals	Connection Point Address, IP address information and Bearer Information	Support	Notes
Notify Reply (MGC to MG)					Context ID=specified	M	
					Termination ID=specified	M	

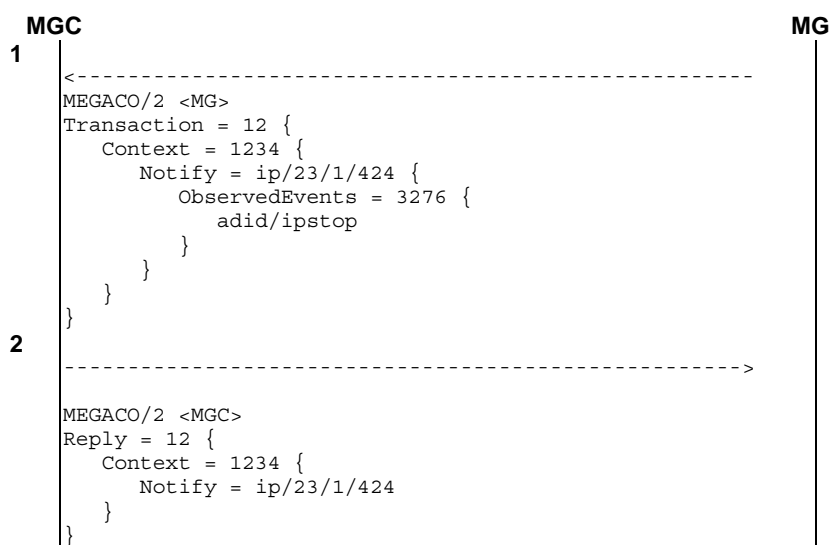


Figure 27: H.248 Message Sequence Example - Notification of IP Media Stop

5.18.5.2 Notification of Hanging Termination

Table 125: Message Contents - Notification of Hanging Termination

Detection of Hanging Termination							
H.248 Command	Descriptor	Descriptor	Descriptor	Properties, Events, Statistics, Signals	Connection Point Address, IP address information and Bearer Information	Support	Notes
Notify Request (MG to MGC)					Context ID=specified	M	
					Termination ID=specified	M	
	Observed Events					M	
				hangterm/thb		M	

Table 126: Message Contents - Notification of Hanging Termination Ack

Detection of Hanging Termination p Ack							
H.248 Command	Descriptor	Descriptor	Descriptor	Properties, Events, Statistics, Signals	Connection Point Address, IP address information and Bearer Information	Support	Notes
Notify Reply (MGC to MG)					Context ID=specified	M	
					Termination ID=specified	M	

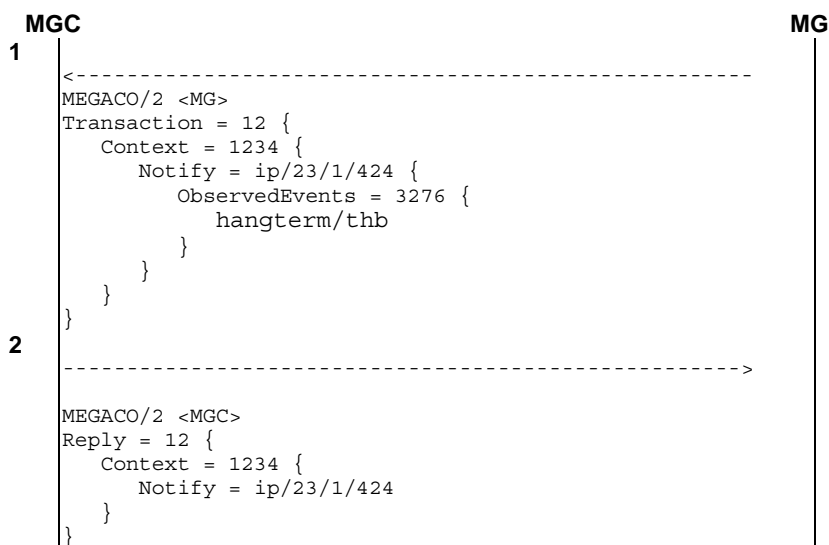


Figure 28: H.248 Message Sequence Example - Notification of Hanging Termination

5.18.5.3 Notification of Statistic Conditional Reporting

Table 127: Message Contents - Notification of Statistic Conditional Reporting

Detection of Statistic Conditional Reporting							
H.248 Command	Descriptor	Descriptor	Descriptor	Properties, Events, Statistics, Signals	Connection Point Address, IP address information and Bearer Information	Support	Notes
Notify Request (MG to MGC)					Context ID=specified	M	
					Termination ID=specified	M	
	Observed Events					M	
				scr/cr		M	
					si	M	
					val	M	

Table 128: Message Contents - Notification of Statistic Conditional Reporting Ack

Detection of Statistic Conditional Reporting p Ack							
H.248 Command	Descriptor	Descriptor	Descriptor	Properties, Events, Statistics, Signals	Connection Point Address, IP address information and Bearer Information	Support	Notes
Notify Reply (MGC to MG)					Context ID=specified	M	
					Termination ID=specified	M	

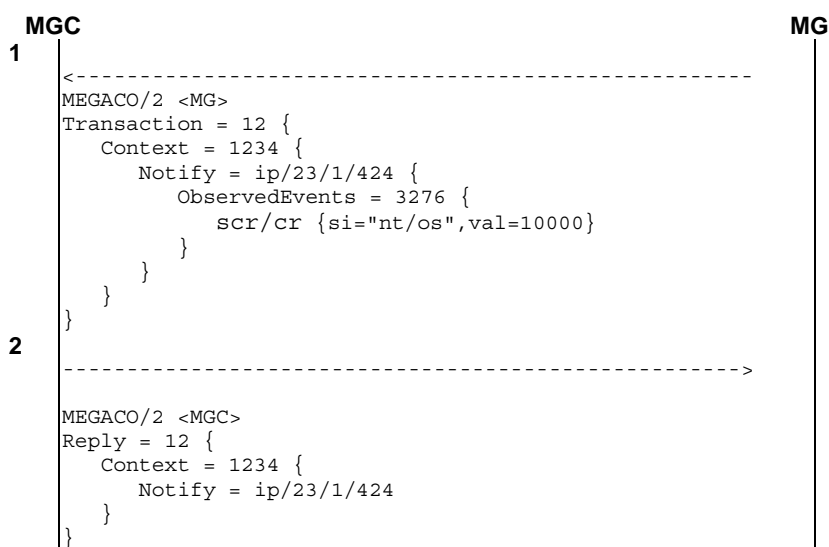


Figure 29: H.248 Message Sequence Example - Notification of Statistic Conditional Reporting

5.18.6 Delete Session/Termination

5.18.6.1 Delete Session/Termination

Table 129: Message Contents - Delete Session/Termination

Delete Session/Termination - Delete Termination							
H.248 Command	Descriptor	Descriptor	Descriptor	Properties, Events, Statistics, Signals	Connection Point Address, IP address information and Bearer Information	Support	Notes
Subtract Request (MGC to MG)					Context ID=specified	M	
					Termination ID=specified or Termination ID=*	M	
	Audit					O	

Table 130: Message Contents - Delete Session/Termination Ack

Delete Session/Termination - Delete Termination Ack							
H.248 Command	Descriptor	Descriptor	Descriptor	Properties, Events, Statistics, Signals	Connection Point Address, IP address information and Bearer Information	Support	Notes
Subtract Reply (MG to MGC)					Context ID=specified	M	
					Termination ID=specified	M	
	Media					O	
		Stream				O	
			Statistics			O	
				gm/dp		O	
				nt/or		O	
				nt/os		O	
				nt/jit		O	
				nt/dur		O	
				rtp/or		O	
				rtp/os		O	
				rtp/pr		O	
				rtp/ps		O	
				rtp/jit		O	
			rtp/delay		O		

5.18.6.1.1 Delete Session/Termination - Examples

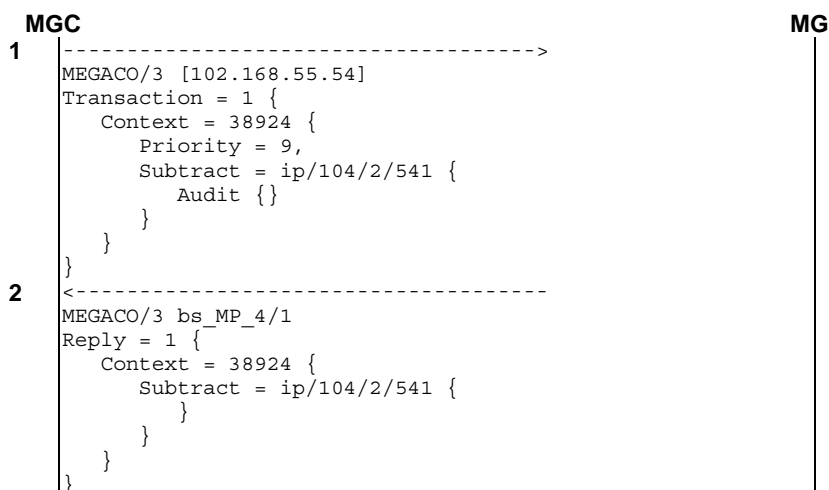


Figure 30: H.248 Message Sequence Example - Delete Session/Termination - Delete Single Termination, Statistics Not Required

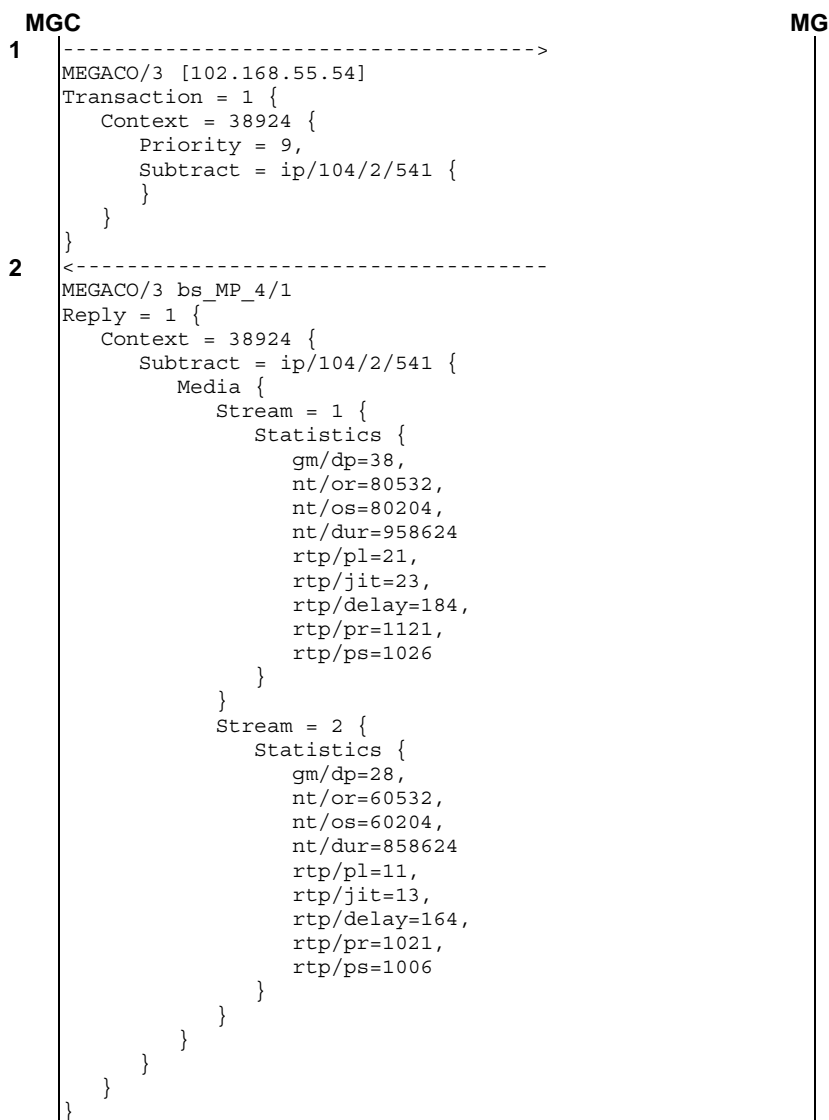


Figure 31: H.248 Message Sequence Example - Delete Session/Termination - Delete Single Termination, Statistics Required on all dependent streams




Figure 32: H.248 Message Sequence Example - Delete Session/Termination - Delete All Terminations in a Context, Statistics Required

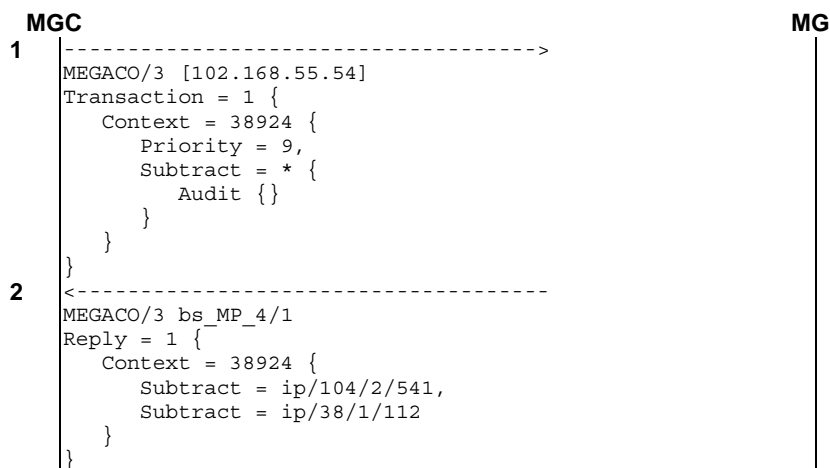


Figure 33: H.248 Message Sequence Example - Delete Session/Termination - Delete All Terminations in a Context, Statistics Not Required

5.18.6.2 Delete Session/Termination - Wildcarded Reply

Table 131: Message Contents - Delete Session/Termination - Wildcarded Reply

Delete Session/Termination - Delete Session							
H.248 Command	Descriptor	Descriptor	Descriptor	Properties, Events, Statistics, Signals	Connection Point Address, IP address information and Bearer Information	Support	Notes
Subtract Request (MGC to MG)					Context ID=specified	M	
					Termination ID= *	M	See note
	Audit					M	

NOTE: The Subtract Request will be wildcarded W.

Table 132: Message Contents - Delete Session - Wildcarded Reply Ack

Delete Session/Termination - Delete Session Ack							
H.248 Command	Descriptor	Descriptor	Descriptor	Properties, Events, Statistics, Signals	Connection Point Address, IP address information and Bearer Information	Support	Notes
Subtract Reply (MG to MGC)					Context ID=specified	M	
					Termination ID=*	M	

5.18.6.2.1 Delete Session - Wildcarded Reply - Examples

```

MGC                                     MG
1  |----->
   | MEGACO/3 [102.168.55.54]
   | Transaction = 1 {
   |   Context = 38924 {
   |     Priority = 9,
   |     W-Subtract = * {
   |       Audit {}
   |     }
   |   }
   | }
2  |-----<
   | MEGACO/3 bs_MP_4/1
   | Reply = 1 {
   |   Context = 38924 {
   |     Subtract = *
   |   }
   | }

```

Figure 34: H.248 Message Sequence Example - Delete Session - Wildcarded Reply

5.19 Non-Session Related Use Cases

The following clauses correspond to clauses 10.1 to 10.18 from the 'TISPAN NGN Release 2; H.248 Non-Call Related Procedures and Management System Interaction' (TR 183 025 [i.2]). Not all of the Use Cases in this TR are used by this profile. Table 133 denotes whether each of the Use Cases from the source document is Mandatory, Optional or Not Used.

Table 133: Support of Use Cases from TR 183 025 [i.2]

Use Case	Support
Enable MG (at MGC)	Mandatory
Enable MG (at MG): Cold Boot	Mandatory
Enable MG (at MG): Warm Boot	Mandatory
Enable MGC	Optional
Disable MG (Graceful) (MGC)	Optional
Disable MG (Graceful) (MG)	Optional
Disable MG (Immediate) (MGC)	Mandatory
Disable MG (Immediate) (MG)	Mandatory
Disable MGC	Mandatory
Enable Termination (MGC)	Not Used (see note)
Enable Termination (MG)	Not Used (see note)
Disable Termination (Graceful) (MGC)	Not Used (see note)
Disable Termination (Graceful) (MG)	Not Used (see note)
Disable Termination (Immediate) (MGC)	Not Used (see note)
Disable Termination (Immediate) (MG)	Optional
MG Failure and Recovery	Mandatory
MG Termination Failure and Recovery	Mandatory
MGC Failure and Recovery	Mandatory
User Plane Failure	Mandatory
MGC-MG Control Association Failure and Recovery	Mandatory
MG Overload	Optional
MGC Overload	Not Used
MGC Handoff	Optional
MGC Re-Direct	Optional
MG Failover	Not Used
NOTE: For this profile, only ephemeral terminations are applicable.	

Each Use Case consists of a sequence of one or more procedures. The procedures may be mandatory or optional for each use case and must be executed in the sequence order shown in the use case. The procedure names are denoted by the use of UPPER CASE letters. The procedures are described in clause 5.20.

5.19.1 Enable MG

This management primitive is applicable to both the MGC & MG. It is recommended that this primitive is initially sent to the MGC and subsequently to the MG.

5.19.1.1 Enable MG (at MGC)

This use case is triggered by management action that results in a MG being enabled at the MGC.

Table 134: Enable MG (at MGC)

Seq. Num.	Description	Support
1	There are no H.248 procedures associated with this action. The MGC simply awaits a registration from the MG (see clause 5.19.1.2).	Mandatory

5.19.1.2 Enable MG (at MG)

This use case is triggered by management action that results in a MG being brought into service. The MG will have been provisioned with the identity/address of one or more MGC(s). The H.248 procedures are dependent on whether the MG undergoes a cold or warm boot and are as follows.

5.19.1.2.1 Enable MG (at MG): Cold Boot

Table 135: Enable MG (at MG): MG Cold Boot

Seq. Num.	Description	Support
1	The MG registers with one of its (pre-provisioned) MGCs using the MG INITIAL REGISTRATION procedure. This step enables the H.248 protocol version to be negotiated as well as the support of any H.248 profiles.	Mandatory
2	In the event of there being no response to the registration request, the MG follow the procedures of section 11.5 of ITU-T Recommendation H.248.1 [1].	Optional
3	On completion of the initial registration procedure, the MGC assumes that all terminations are in the NULL context and thus no connection related audits are required to be performed. There are no ephemeral terminations.	Mandatory
4	The MGC may optionally set properties and events (in any mandatory packages in the profile) in the MG on ROOT level via the SET ROOT TERMINATION EVENTS/PROPERTIES procedure.	Optional
5	The MGC may optionally perform a PACKAGES AUDIT procedure in order to determine the MG support of any optional packages in a mutually supported profile.	Optional
6	The MGC may optionally set properties and events (on any optional packages in the profile) in the MG on ROOT level via the SET ROOT TERMINATION EVENTS/PROPERTIES procedure.	Optional
7	The MG may optionally inform the MGC of the state of its physical terminations via a MG TERMINATION AVAILABLE / MG TERMINATION UNAVAILABLE procedure.	Not Used
8	The MGC may optionally Audit the state of the physical terminations if it can not be assumed that the state is in-service or out-of-service via the AUDIT TERMINATION STATE procedure.	Not Used
9	The MGC should not deblock associated circuits toward peer nodes before it has determined the true service state of the MG's circuits by one of the two procedures above.	Not Used

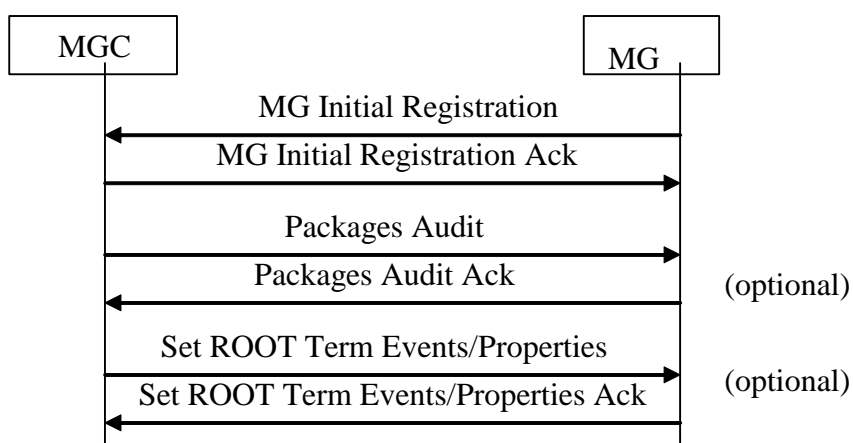


Figure 35: Procedures for Enable MG (Cold Boot)

5.19.1.2.2 Enable MG (at MG): Warm Boot

Table 136: Enable MG (at MG) : MG Warm Boot

Seq. Num.	Description	Support
1	The MG registers with one of its (pre-provisioned) MGCs using the MG RESTORATION procedure This step enables the H.248 protocol version to be negotiated as well as the support of any H.248 profiles.	Mandatory
2	In the event of there being no response to the registration request, the MG follow the procedures of section 11.5 of H.248.1.	Optional
3	On completion of the re-registration procedure, the MGC does not assume that all terminations are in the NULL context. The MGC shall assume the status of terminations and contexts shall remain unchanged unless it receives a MG TERMINATION AVAILABLE / MG TERMINATION UNAVAILABLE procedure from the MG.	Mandatory
4	The MGC may optionally set properties and events (in any mandatory packages in the profile) in the MG on ROOT level via the SET ROOT TERMINATION EVENTS/PROPERTIES procedure.	Optional
5	The MGC may optionally perform a PACKAGES AUDIT procedure in order to determine the MG support of any optional packages in a mutually supported profile. This step is recommended if the related service change reason indicates that the capabilities/packages of the MG has changed.	Optional
6	The MGC may optionally set properties and events (in optional packages in the profile) in the MG on ROOT level via the SET ROOT TERMINATION EVENTS/PROPERTIES procedure.	Optional
7	The MGC may optionally perform a CONTEXT AUDIT procedure to determine the active contexts and connected terminations on the MG.	Mandatory
8	The MG may optionally inform the MGC of the state of its terminations via a MG TERMINATION AVAILABLE / MG TERMINATION UNAVAILABLE procedure.	MG TERMINATION AVAILABLE: Not used, MG TERMINATION UNAVAILABLE: Optional
9	The MGC may optionally Audit the state of its terminations if it can not be assumed that the state is in-service or out-of-service via the AUDIT TERMINATION STATE procedure.	Not used
10	The MGC should not deblock associated circuits toward peer nodes before it has determined the true service state of the MG's circuits by one of the two procedures above.	Not used

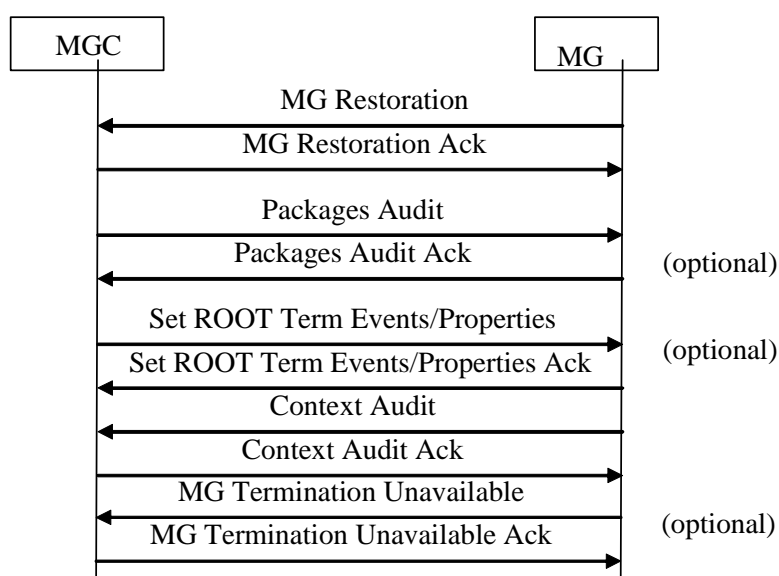


Figure 36: Enable MG (at MG) : MG Warm Boot

5.19.2 Enable MGC

This management primitive is applicable only to the MGC and results in a MGC being brought into service. The MGC will have been provisioned with the identities H.248 message identifier (MID) and possibly the IP addresses of transport address of the H.248 control association of its MGs.

Table 137: Enable MGC

Seq. Num.	Description	Support
1	The MGC may optionally check on the availability of its MGs via the CHECK MG AVAILABILITY procedure. This is only possible if the MGC is aware of the pre-provisioned IP address of the MG.	Optional
2	If the MG is available, the MGC may optionally request the MG to register via the MGC ORDERED RE-REGISTER procedure which causes the MG to initiate the MG ORDERED RE-REGISTER procedure.	Optional
3	If an MG is available, the MGC may optionally set properties and events in the MG on ROOT level via the SET ROOT TERMINATION EVENTS/PROPERTIES procedure.	Optional
4	If an MG is available, the MGC may optionally perform a CONTEXT AUDIT procedure to determine the active contexts and connected terminations on the MG.	Not used
5	If an MG is available, the MGC may optionally clean up hanging contexts/terminations via a WILDCARDED SUBTRACT.	Not used
6	If an MG is available, the MGC may optionally check on the service state of the physical terminations on the MG service via the AUDIT TERMINATION STATE procedure.	Not used
7	The MGC should not deblock associated circuits toward peer nodes before it has determined the true service state of the MG's circuits.	Not used

5.19.3 Disable MG (Graceful)

This primitive is applicable to both the MG and MGC and covers the use case of management action that results in a MG being taken out of service gracefully. It is recommended that the network management system performs a Disable MG (Graceful) command to the MGC. The one scenario where a Disable MG (Graceful) command to the MG makes sense is for an Access Gateway in order to inhibit new calls being initiated toward the MGC during the graceful period - and even in this case a MGC would be able to reject any originating calls appropriately. In addition, the management primitive typically has no equivalent of the H.248 ServiceChangeDelay - rather the acceptable period during which all affected calls/connections ought to be removed is determined by the operator. Therefore when mapping into H.248, a default value for the ServiceChangeDelay period would need to be applied.

5.19.3.1 Disable MG (Graceful) (MGC)

Table 138: Disable MG (Graceful) (MGC)

Seq. Num.	Description	Support
1	The MGC inhibits any new calls/connections to the MG and allows existing calls/connections to expire naturally/normally	Optional
2	In the event of new calls originating from the MG (e.g. an AGW), the MGC would handle them appropriately via call related procedures (e.g. reject the call attempt and connect a failure indication).	Not Used
3	When all calls have been released, the management system is informed. <i>In this profile the MGC SERVICE CANCELLATION procedure is not supported.</i>	Optional

5.19.3.2 Disable MG (Graceful) (MG)

Table 139: Disable MG (Graceful) (MG)

Seq. Num.	Description	Support
1	The MG informs the MGC via the MG OOS GRACEFUL procedure. This procedure enables the MG to specify a timer (the ServiceChangeDelay) during which it is anticipated that all existing calls/connections on that MG will expire normally.	Mandatory
2	If applicable, the MG may prevent new originating calls being offered to the MGC.	Not Used
3	The MGC inhibits any new calls/connections to the MG and allows existing calls/connections to expire naturally/normally.	Mandatory
4	At the end of the ServiceChangeDelay period, any remaining connections are left hanging on the MG. Optionally, the MG also informs the MGC that it is now out of service via the MG OOS IMMEDIATE procedure.	Mandatory
5	At the end of the ServiceChangeDelay period, the MGC force releases any remaining calls that have not expired naturally (but does not signal to the MG since the control association is now assumed to be down).	Optional

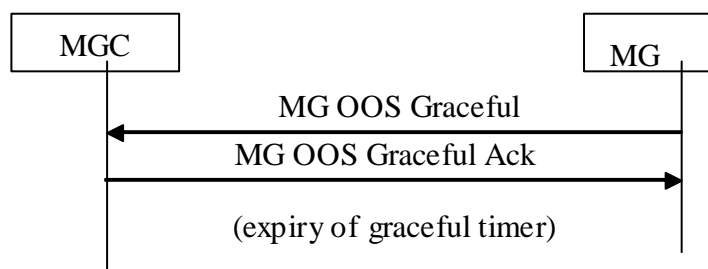


Figure 37: Disable MG (Graceful) (MG)

5.19.4 Disable MG (Immediate)

This primitive is applicable to both the MG and MGC and covers the use case of management action that results in a MG being taken out of service immediately.

5.19.4.1 Disable MG (Immediate) (MGC)

Table 140: H.248 Procedures - Disable MG (Immediate) (MGC)

Seq. Num.	Description	Support
1	The MGC inhibits any new calls/connections to the MG and force releases existing calls/connections.	Mandatory
2	In the event of new calls originating from the MG (e.g. an AGW), the MGC would handle them appropriately via call related procedures (e.g. reject the call attempt and connect a failure indication).	Not Used
3	When all calls have been released, the management system is informed. <i>In this profile the MGC SERVICE CANCELLATION procedure is not supported.</i>	Mandatory

5.19.4.2 Disable MG (Immediate) (MG)

Table 141: H.248 Procedures - Disable MG (Immediate) (MG)

Seq. Num.	Description	Support
1	The MG informs the MGC via the MG OOS IMMEDIATE procedure.	Mandatory
2	The MG responds to the management system. Note that existing connections are still hanging on the MG.	Mandatory
3	On receipt of the MG OOS IMMEDIATE message, the MGC force releases any calls/connections associated with that MG. However, the connections cannot be removed on the MG due to the control association being down.	Mandatory

Since connections may be left hanging, it is recommended that the DISABLE MG (Immediate) primitive is applied firstly at the MGC and then at the MG.

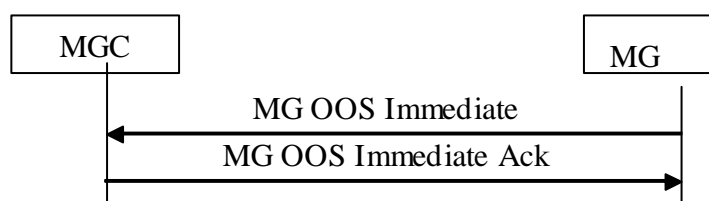


Figure 38: H.248 Procedures - Disable MG (Immediate) (MG)

5.19.5 Disable MGC

This primitive is sent to a MGC and results in a MGC being taken out of service.

Table 142: H.248 Procedures - Disable MGC

Seq. Num.	Description	Support
1	Prior to the MGC being disabled, it is recommended that the MGC inform its dependent MGs to move their control associations to an alternative MGC via the MGC HANDOFF procedure (clause 5.20.18) or that all dependent MGs are disabled prior to disabling the MGC (clause 5.19.4).	Optional

5.19.6 Enable Termination

Void.

5.19.7 Disable Termination (Graceful)

Void.

5.19.8 Disable Termination (Immediate)

Void.

5.19.9 MG Failure and Recovery

This use case is triggered by a hardware/software failure on the MG.

Table 143: H.248 Procedures - MG Failure and Recovery

Seq. Num.	Description	Support Notes
1	If possible, the MG informs the MGC via the MG OOS IMMEDIATE procedure. The MGC force releases all affected calls.	Optional
2	On recovering, the MG restarts and informs the MGC. The procedures of clause 5.19.1.2 are applicable.	Mandatory

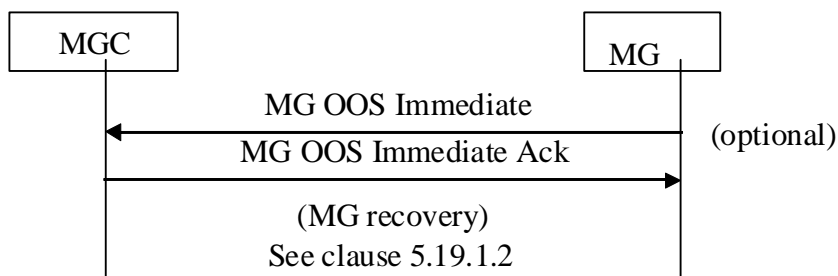


Figure 39: H.248 Procedures - MG Failure and Recovery

5.19.10 MG Termination Failure and Recovery

This use case is triggered by a hardware/software failure on the MG termination (e.g. loss of synchronization on an E1).

Table 144: H.248 Procedures - MG Termination Failure and Recovery

Seq. Num.	Description	Support
1	The MG informs the MGC via the MG TERMINATION UNAVAILABLE procedure. The MGC force releases any affected calls (and subtracts related terminations on the MG).	Mandatory
2	On the fault being cleared, the MG informs the MGC via the MG TERMINATION AVAILABLE procedure.	Not Used

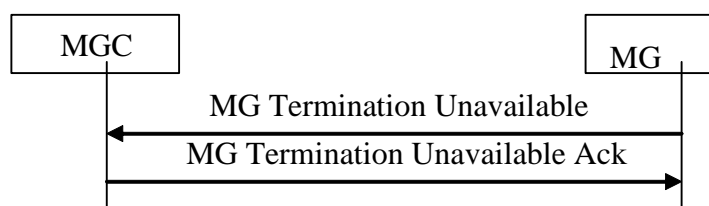


Figure 40: H.248 Procedures - MG Termination Failure and Recovery

5.19.11 MGC Failure and Recovery

This use case is triggered by a hardware/software failure on the MGC.

Table 145: H.248 Procedures - MG Termination Failure and Recovery

Seq. Num.	Description	Support Notes
1	During the outage, the procedures associated with the MG detecting the loss of the control link are applicable (see clause 5.19.13).	Mandatory
2	When the MGC recovers, the procedures of clause 5.19.2 are applicable.	Mandatory

5.19.12 User Plane Failure

This use case is triggered by the MG detecting loss of RTP on an ephemeral termination.

Table 146: H.248 Procedures - User Plane Failure

Seq. Num.	Description	Support
1	During the establishment of the connection, the MGC is assumed to have armed the MG to report an appropriate ObservedEvent which would be associated with user plane failure. There are a number of events that could be used for this purpose (e.g. nt/netfail, nt/qalert (see annex E.11 of ITU-T Recommendation H.248.1 [1]), g/cause (see annex E.1 of ITU-T Recommendation H.248.1 [1], etc.).	Mandatory
2	The MG detects loss of user plane data and notifies the MGC via the USER PLANE FAILURE procedure. The MG should avoid sending an avalanche of notifications.	Mandatory
3	On being informed of user plane failure, the MGC would typically force release the affected call and subtract the related terminations.	Mandatory

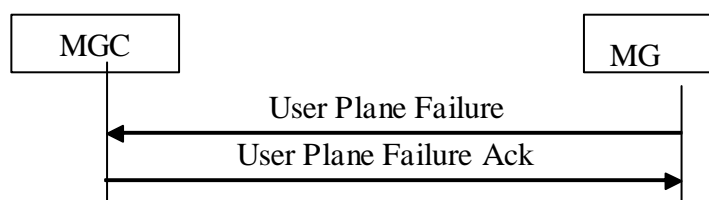


Figure 41: H.248 Procedures - User Plane Failure

5.19.13 MGC-MG Control Association Failure and Recovery

If UDP transport is used to convey the H.248 signalling, then the control association is monitored via the Inactivity Package (see ITU-T Recommendation H.248.14 [13]). In this case, it is assumed that the MGC has previously initiated the inactivity timer on the MG via the SET ROOT TERMINATION EVENTS/PROPERTIES procedure (see clause 5.19.1).

If SCTP transport is used, then the control association is monitored via SCTP procedures (which are out of scope of this document) and the H.248 application layer is informed by the SCTP layer when the SCTP association goes down/comes up.

Table 147: H.248 Procedures - MGC-MG Control Association Failure and Recovery

Seq. Num.	Description	Support
1	For UDP transport, the MGC should endeavour to send at least one message to the MG during the period of the inactivity timer. If there are no call related messages, the MGC may use the CHECK MG AVAILABILITY procedure. If this procedure fails, the MGC shall periodically re-attempt the procedure to check if the control association is once more OK.	Optional
2	For UDP transport, on expiry of the inactivity timer, if the MG has received a message (including an acknowledgment) from the MGC during the inactivity timer period, then the MG resets the inactivity timer.	Optional
3	For UDP transport, on expiry of the inactivity timer, if the MG has not received a message (including an acknowledgment) from the MGC during the inactivity timer period, then the MG initiates the CHECK MGC AVAILABILITY procedure.	Optional
4	For UDP transport, if the CHECK MGC AVAILABILITY procedure is successfully completed, then the MG resets the inactivity timer.	Optional
5	For UDP transport, if no acknowledgement is received, then the control association is deemed to be down after normal H.248 retransmissions have occurred.	Optional
6	For UDP transport, the MG now attempts to re-establish the lost control link via the RE-ESTABLISH PREVIOUS CONTROL ASSOCIATION procedure. If no acknowledgement is received (and normal H.248 retransmissions have occurred), then the MG attempts to establish an alternative control association via the MGC FAILOVER - ESTABLISH NEW CONTROL ASSOCIATION procedure.	Optional
7	For SCTP transport, on being informed by the SCTP layer that the SCTP association is now up, the MG re-establishes the H.248 control association via the RE-ESTABLISH PREVIOUS CONTROL ASSOCIATION procedure.	Optional
8	When the control association is re-established, the MGC may optionally re-synchronize its data with the MG via the CONTEXT AUDIT and AUDIT TERMINATION STATE procedures.	Optional (see note)
9	When the control association is re-established, the MG shall inform the MGC of the state of its terminations via the MG TERMINATION AVAILABLE / MG TERMINATION UNAVAILABLE procedure if any changes occurred which it was unable to report during the control association outage.	Not Used
10	When the control association is re-established, commands that were buffered during the outage period may be sent.	Optional
NOTE: The AUDIT TERMINATION STATE procedure shall not be used.		

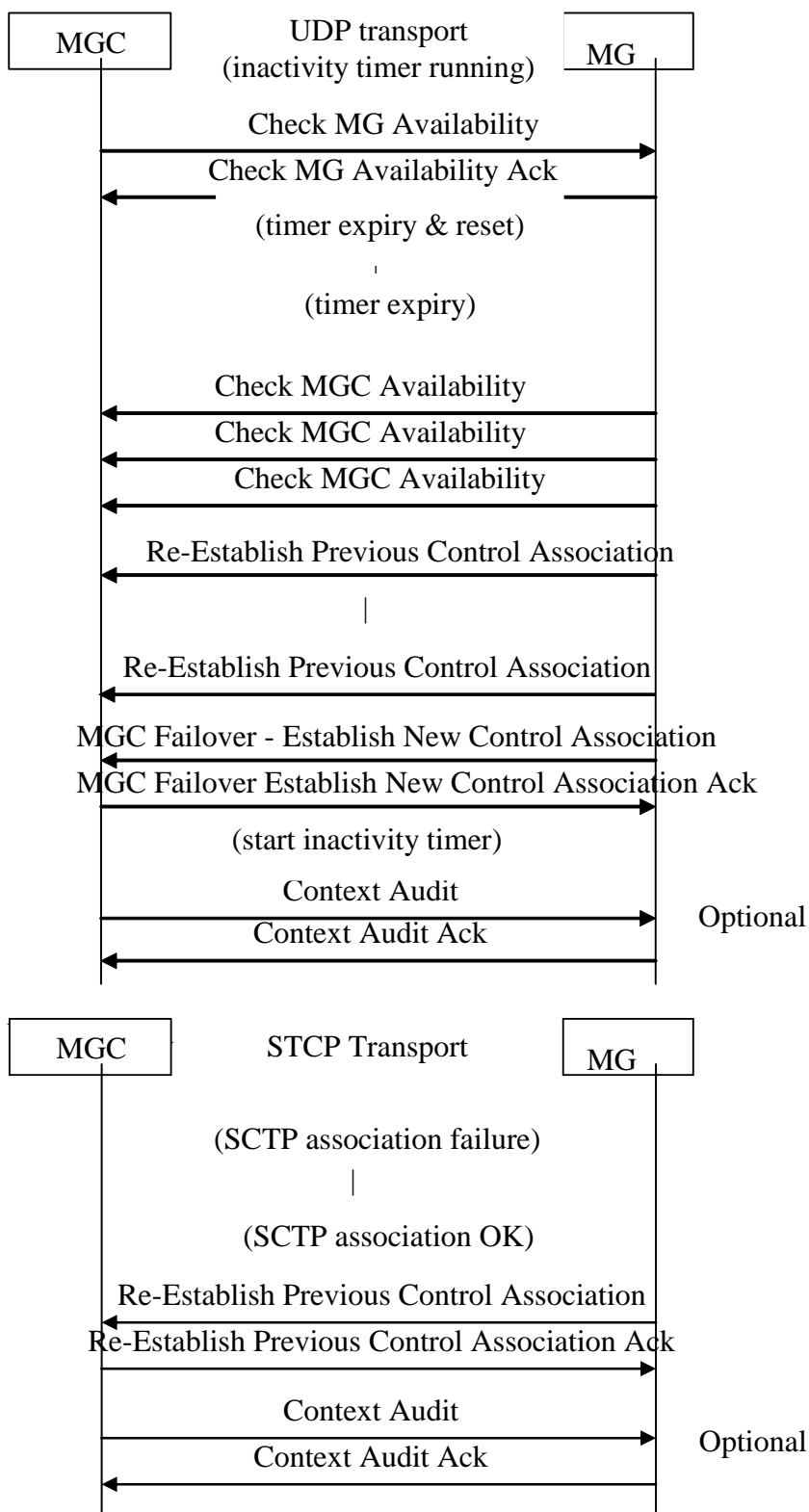


Figure 42: H.248 Procedures - MGC-MG Control Association Failure and Recovery

5.19.14 MG Overload

This use case is triggered by the MG entering an overloaded state. It is assumed that the MGC has previously armed the MG for notification of overload via the SET ROOT TERMINATION EVENTS/PROPERTIES procedure (see clause 5.19.1).

Table 148: H.248 Procedures - MG Overload Notification

Seq. Num.	Description	Support
1	The MG is pushed into overload by excessive session related activity. The MG informs the MGC of its overloaded condition via the MG OVERLOAD NOTIFICATION procedure. On receipt of the notification, the MGC takes appropriate action to reduce the offered load to the MG.	Optional

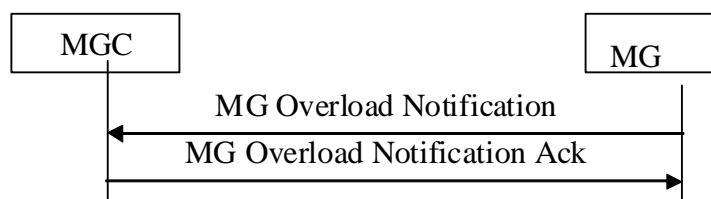


Figure 43: H.248 Procedures - MG Overload Notification Procedure

5.19.15 MGC Overload

Void.

5.19.16 MGC Hand-Off

This use case is triggered by management action that results in the MGC moving an existing control link association to an alternative MGC. This could be done as a load balancing exercise or as a pre-condition to taking a MGC out of service.

Table 149: H.248 Procedures - MGC Handoff after MG Registration

Seq. Num.	Description	Support
1	The MGC requests its MGs to move existing control associations to an alternative MGC via the MGC HANDOFF procedure. On receipt of this message, the MG then forms a new control association to the specified alternate MGC via the MG RE-REGISTER procedure.	Optional

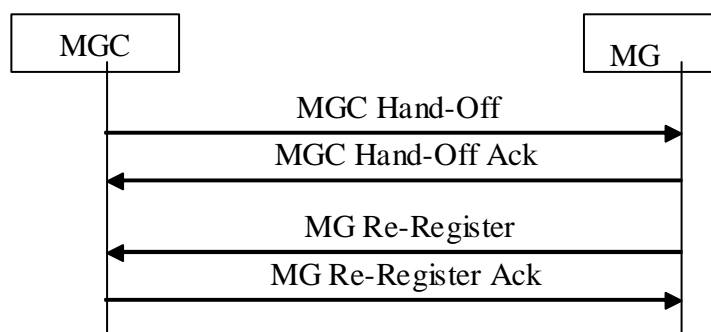


Figure 44: H.248 Procedures - MGC Handoff after MG Registration

Table 150: H.248 Procedures - MGC Handoff at MG Registration

Seq. Num.	Description	Support
1	The MGC may on receipt of a registration request, provide an alternative MGC identity/address in the registration response. This is shown in the REGISTRATION REDIRECT procedure. The MG subsequently repeats the original registration request to the alternate MGC.	Optional

**Figure 45: H.248 Procedures - MGC Handoff at MG Registration**

5.19.17 MGC Re-Direct

This use case is triggered by an MGC rejecting a registration request from an MG and providing an alternative MGC address in the response. This could be done as a load balancing exercise. The following H.248 procedures are performed.

Table 151: H.248 Procedures - MGC Re-Direct

Seq. Num.	Description	Support
1	The MGC on receipt of a registration request, provide an alternative MGC identity/address in the registration response. This is shown in the REGISTRATION REDIRECT procedure. The MG subsequently repeats the original registration request to the alternate MGC.	Optional

**Figure 46: H.248 Procedures - MGC Re-Direct**

5.19.18 MG Failover

Void.

5.20 Session Independent Procedures (Command Level Details)

Table 152: Call Independent Procedures - References

Procedure	Support	Clause
MG Initial Registration (see note)	Mandatory	5.20.1
MG Restoration (see note)	Mandatory	5.20.2
Packages Audit	Optional	5.20.3
Context Audit	Mandatory	5.20.4
MG Termination Available	Not Used	5.20.5
MG Termination Unavailable	Mandatory	5.20.6
Audit Termination State	Not Used	5.20.7
Set ROOT Termination Events/Properties	Optional	5.20.8
MGC Ordered Re-Register	Optional	5.20.9
Check MG Availability	Optional	5.20.10
MG OOS Graceful	Optional	5.20.11
MG OOS Immediate	Mandatory	5.20.12
MGC Hand-Off	Optional	5.20.13
MG Re-Register	Optional	5.20.14
MG Termination OOS Graceful	Not Used	5.20.15
MGC Overload Notification	Not Used	5.20.16
Registration Redirect	Optional	5.20.17
User Plane Failure	Mandatory	5.20.18
Check MGC Availability	Optional	5.20.19
Re-Establish Previous Control Association	Mandatory	5.20.20
MGC Failover Establish New Control Association	Optional	5.20.21
MG Primary Failover	Not Used	5.20.22
MG Overload Notification	Optional	5.20.23
MG Ordered Re-Register	Optional	5.20.24
Wildcarded Subtract	Mandatory	5.20.25
MG Secondary Failover	Not Used	5.20.26
MGC Service Cancellation	Not Used	5.20.27
Audit Service State	Not Used	5.20.28
NOTE: These procedures are sent using H.248 version 1 and may be used to negotiate a higher protocol version. All other procedures are sent using the negotiated protocol version.		

5.20.1 MG Initial Registration

Table 153: Message Contents - MG Initial Registration and MG Initial Registration Ack

Procedure	Initiated	Information Element Name	Information Element Description	Information Element Required
MG Initial Registration	MG	Context	This information element indicates the H.248 context for the command. Set to NULL.	Mandatory
		Command	This is the H.248 Command. Set to SERVICE CHANGE.	Mandatory
		Termination	This information element indicates the H.248 termination for the command. This is set to ROOT.	Mandatory
		Method	This information element indicates the method for service change. This is set to RESTART.	Mandatory
		Reason	This information element indicates the reason for service change. This is set to 901 - "Cold Boot".	Mandatory
		Service Change Profile	Indicates the name of a supported H.248 profile. <i>For this profile this is set to 'ETSI_BGF/2'.</i>	Optional
		Protocol Version	Indicates the highest H.248 version supported by the MG - if other than 1. <i>For this profile this is set to version 3.</i>	Optional
MG Initial Registration Ack	MGC	Context	As received.	Mandatory
		Command	As received.	Mandatory
		Termination	As received.	Mandatory
		Protocol Version	If the highest protocol version supported by the MGC is lower than that proposed by the MG, this parameter must be included. If the highest protocol version supported by the MGC is equal to that proposed by the MG, this parameter may be included. Note that if the protocol version supported by the MGC is greater than that proposed by the MG, the command is rejected with an error response 406 ("Version Not Supported"). <i>For this profile this is set to version 3.</i>	Optional
		Service Change Profile	This information element indicates the profile (name & version) supported by the MGC if different to that proposed by the MG. <i>For this profile this is set to 'ETSI_BGF/2'.</i>	Optional

An example message exchange would be:

- Transaction=1002{Context=- {ServiceChange=ROOT{Services{Method=Restart, Reason="901", Profile=ETSI_BGF/2, Version=3}}}}
- Reply=1002{Context=-{ServiceChange = ROOT}}

5.20.2 MG Restoration

Table 154: Message Contents - MG Restoration and MG Restoration Ack

Procedure	Initiated	Information Element Name	Information Element Description	Information Element Required
MG Restoration	MG	Context	This information element indicates the H.248 context for the command. Set to NULL.	Mandatory
		Command	This is the H.248 Command. Set to SERVICE CHANGE.	Mandatory
		Termination	This information element indicates the H.248 termination for the command. This is set to ROOT.	Mandatory
		Method	This information element indicates the method for service change. This is set to RESTART.	Mandatory
		Reason	This information element indicates the reason for service change. This is set to 900 ("Service Restored") or 902 ("Warm Boot"). <i>For this profile the reason values 916 ("Packages Change"), 917 ("Capabilities Change") and 918 "Cancel Graceful" are not supported.</i>	Mandatory
		Service Change Profile	Indicates the name of a supported H.248 profile. <i>For this profile this is set to 'ETSI_BGF/2'.</i>	Optional
MG Restoration Ack	MGC	Protocol Version	Indicates the highest H.248 version supported by the MG - if other than 1. <i>For this profile this is set to version 3.</i>	Optional
		Context	As received.	Mandatory
		Command	As received.	Mandatory
		Termination	As received.	Mandatory
		Service Change Profile	This information element indicates the profile (name & version) supported by the MGC if different from that proposed by the MG. <i>For this profile this is set to 'ETSI_BGF/2'.</i>	Optional

An example message exchange would be:

- Transaction=1002{Context=- {ServiceChange=ROOT{Services{Method=Restart, Reason="902", Profile=ETSI_BGF/2, Version=3}}}}
- Reply=1002{Context=-{ServiceChange = ROOT}}

5.20.3 Packages Audit

This procedure is typically performed against the ROOT termination, in which case the MG returns all supported packages. It is also possible for the MGC to request a packages audit against other than the ROOT termination (e.g. a circuit termination) in which case the MG returns the sub-set of the packages that are applicable to the termination type. However, it is recommended that a packages audit be performed on the ROOT termination since the MGC can be expected to know how the returned set of packages ought to be used in relation to its different termination types.

Table 155: Message Contents - Packages Audit and Packages Audit Ack procedures

Procedure	Initiated	Information Element Name	Information Element Description	Information element required
Packages Audit	MGC	Context	This information element indicates the H.248 context for the command. Set to NULL.	M
		Command	This is the H.248 Command. Set to AUDIT VALUE.	M
		Termination	This information element indicates the H.248 termination for the command. This is set to ROOT.	M
		Audit packages	This is the Audit Descriptor requesting "Packages".	M
Packages Audit Ack	MG	Context	As received.	M
		Command	As received.	M
		Termination	As received.	M
		Package List	The list of supported packages.	M

An example message exchange would be:

- Transaction=1002{Context=- { AuditValue=ROOT{ Audit{Packages}}}}
- Reply=1002{Context=-{AuditValue = ROOT {Packages { g-2,root-2, nt-1,etc.}}}}

5.20.4 Context Audit

This procedure is invoked by the MGC to check/determine the list of active contexts and related terminations on the MG. There are a number of variations to this audit dependent on the amount of information available to the MGC prior to the audit (e.g. context identity known or termination naming scheme known, etc.). A MGC may choose to use one or a combination of these variations dependent on its specific audit requirements.

Table 156: Context Audit and Context Audit Ack procedure support

Procedure	Support	Reference
Termination ID known	-	
Context known	-	
Termination ID partly known	M	Table 157
Context List	-	

Table 157: Message Contents - Context Audit and Context Audit Ack procedures (termination id partly known)

Procedure	Initiated	Information Element Name	Information Element Description	Information element required
Context Audit	MGC	Context	This information element indicates the H.248 context for the command. Set to ALL or NULL.	Mandatory (see note)
		Command	This is the H.248 Command. Set to AUDIT VALUE.	Mandatory
		Termination	This information element indicates the H.248 termination for the command. This is set to a partially wildcarded termination, e.g. ip/0/*.	Mandatory (see note)
		Audit Information	This is the Audit Descriptor requesting the appropriate information to be returned.	Not Used
Context Audit Ack	MG	Context	One or more active contexts associated with the wildcarded termination identity.	Mandatory (see note)
		Command	As received.	Mandatory
		Termination(s)	For each returned context, one or two matching terminations.	Mandatory
		Audited Information	The information requested. (per termination).	Not Used

NOTE: In the event of there a mismatch between the wildcarded termination and specified context, an error 431 would be returned.

An example message exchange would be:

- Transaction=1002{Context=* {AuditValue=ip/15/* { Audit{ } }}}
- Reply=1002{Context=12{ AuditValue = ip/15/1/204, ip/7/2/12}, Context=15{AuditValue= ip/15/2/5, ip/203/1/6}, Context=23{AuditValue= ip/15/1/17, ip/37/2/95}}

5.20.5 MG Termination Available

Void.

5.20.6 MG Termination Unavailable

Table 158: Message Contents - MG Termination Unavailable and MG Termination Unavailable Ack

Procedure	Initiated	Information Element Name	Information Element Description	Information Element Required
MG Termination Unavailable	MG	Context	This information element indicates the H.248 context for the command. Set to specific. <i>For this profile Context=NULL and Context=ALL are not supported.</i>	Mandatory
		Command	This is the H.248 Command. Set to SERVICE CHANGE.	Mandatory
		Termination	This information element indicates the H.248 termination for the command. This is set to a specific termination identity or a partially wildcarded identity (i.e. specifying the "interface" part of the termination ID and wildcarding the "group" and "Id" parts) or a wholly wildcarded identity (i.e. ip/*).	Mandatory
		Method	This information element indicates the method for service change. This is set to FORCED.	Mandatory
		Reason	This information element indicates the reason for service change. This is set to 904 ("Termination Malfunction") or 905 ("Termination Taken OOS") or 906 ("Loss of Lower Layer Connectivity"), or 907 ("Transmission Failure") or 910 ("Media Capability Failure") or 912 ("Mux Capability Failure") or 913 ("Signal Capability Failure") or 914 ("Event Capability Failure") or 915 ("State Loss").	Mandatory
MG Termination Unavailable Ack	MGC	Context	As received.	Mandatory
		Command	As received.	Mandatory
		Termination	As received.	Mandatory

An example message exchange would be :-

- Transaction=1002{Context=- { ServiceChange=ip/15/1/204{ Services{Method=Forced, Reason="905"} }}}
- Reply=1002{Context=-{ServiceChange = ip/15/1/204}}

OR

- Transaction=1002{Context=* { W- ServiceChange=ip/*/1/* { Services{Method=Forced, Reason="905"} }}}
- Reply=1002{Context=-{ServiceChange = ip/*/1/*}}

5.20.7 Audit Termination State

Background:

- This is related to MG *warm boot* (see clause 5.19.1.2.2) and MG restoration (see clause 5.20.2) respectively. Should a termination go out of service during the period the H.248 control association is down, then, after the H.248 control association is established again, this shall be reported according to use case (clause 5.19.10) following the procedure according to clause 5.20.6.

5.20.8 Set ROOT Termination Events/Properties

Table 159: Message Contents - Set ROOT Termination Events/Properties and Set ROOT Termination Events/Properties Ack procedures

Procedure	Initiated	Information Element Name	Information Element Description	Information Element Required
Set ROOT Termination Events/Properties	MGC	Context	This information element indicates the H.248 context for the command. Set to NULL.	Mandatory
		Command	This is the H.248 Command. Set to MODIFY.	Mandatory
		Termination	This information element indicates the H.248 termination for the command. This is set to ROOT.	Mandatory
		ROOT Properties	These are the ROOT level properties - e.g. "Normal MGC Execution Time".	Optional
		ROOT Events	These are the ROOT level events - e.g. notification of expiry of inactivity timer, notification of overload, etc.	Optional
Set ROOT Termination Events/Properties Ack	MG	Context	As received.	Mandatory
		Command	As received.	Mandatory
		Termination	As received.	Mandatory

An example message exchange would be:

- Transaction=1002{Context=- { Modify=ROOT{ Media {TerminationState { root/MGCProvisionalResponseTimerValue=700, root/MGCOriginatedPendingLimit=3, root/NormalMGExecutionTime = 3000, root/MGProvisionalResponseTimerValue=3000, root/MGOriginatedPendingLimit=3 }}, Events{ocp/mg_overload, it/ito{mit=3000} } } }
- Reply=1002{Context=-{Modify = ROOT} }

5.20.9 MGC Ordered Re-Register

Table 160: MGC Ordered Re-Register and MGC Ordered Re-Register Ack

Procedure	Initiated	Information element name	Information element required	Information element description
MGC Ordered Re-Register	MGC	Context	M	This information element indicates the H.248 context for the command. Set to NULL.
		Command	M	This is the H.248 Command. Set to SERVICE CHANGE.
		Termination	M	This information element indicates the H.248 termination for the command. This is set to ROOT.
		Method	M	This information element indicates the method for service change. This is set to RESTART.
		Reason	M	This information element indicates the reason for service change. This is set to 900 ("Service Restored") or 901 ("Cold Boot")
MGC Ordered Re-Register Ack	MG	Context	M	As received.
		Command	M	As received
		Termination	M	As received..

An example message exchange would be:

- Transaction=1002{Context=- { ServiceChange=ROOT{ Services{Method=Restart, Reason="901"} }}}
- Reply=1002{Context=-{ServiceChange = ROOT}}

5.20.10 Check MG Availability

Table 161: Message Contents - Check MG Availability and Check MG Availability Ack procedures

Procedure	Initiated	Information Element Name	Information Element Description	Information Element Required
Check MG Availability	MGC	Context	This information element indicates the H.248 context for the command. Set to NULL.	Mandatory
		Command	This is the H.248 Command. Set to AUDIT VALUE.	Mandatory
		Termination	This information element indicates the H.248 termination for the command. This is set to ROOT.	Mandatory
Check MG Availability Ack	MG	Context	As received.	Mandatory
		Command	As received.	Mandatory
		Termination	As received.	Mandatory

An example message exchange would be:

- Transaction=1002{Context=- { AuditValue=ROOT{ Audit{ } }}}
- Reply=1002{Context=-{AuditValue = ROOT}}

5.20.11 MG OOS Graceful

Table 162: Message Contents - MG OOS Graceful and MG OOS Graceful Ack

Procedure	Initiated	Information Element Name	Information Element Description	Information Element Required
MG OOS Graceful	MG	Context	This information element indicates the H.248 context for the command. Set to NULL.	Mandatory
		Command	This is the H.248 Command. Set to SERVICE CHANGE.	Mandatory
		Termination	This information element indicates the H.248 termination for the command. This is set to ROOT.	Mandatory
		Method	This information element indicates the method for service change. This is set to GRACEFUL.	Mandatory
		Reason	This information element indicates the reason for service change. This is set to 908 - "MG Impending Failure". <i>For this profile reason value 905 "Termination OOS" is not supported.</i>	Mandatory
		Service Change Delay	Indicates the period before which the MG will go out of service.	Optional
MG OOS Graceful Ack	MGC	Context	As received.	Mandatory
		Command	As received.	Mandatory
		Termination	As received.	Mandatory

An example message exchange would be:

- Transaction=1002{Context=- { ServiceChange=ROOT{ Services{Method=Graceful, Reason="908", Delay=600}}}}
- Reply=1002{Context=-{ServiceChange = ROOT}}

5.20.12 MG OOS Immediate

Table 163: Message Contents - MG OOS Immediate and MG OOS Immediate Ack

Procedure	Initiated	Information Element Name	Information Element Description	Information Element Required
MG OOS Immediate	MG	Context	This information element indicates the H.248 context for the command. Set to NULL.	Mandatory
		Command	This is the H.248 Command. Set to SERVICE CHANGE.	Mandatory
		Termination	This information element indicates the H.248 termination for the command. This is set to ROOT.	Mandatory
		Method	This information element indicates the method for service change. This is set to FORCED.	Mandatory
		Reason	This information element indicates the reason for service change. This is set to 905 - "Termination Taken OOS".	Mandatory
MG OOS Immediate Ack	MGC	Context	As received.	Mandatory
		Command	As received.	Mandatory
		Termination	As received.	Mandatory

An example message exchange would be:

- Transaction=1002{Context=- { ServiceChange=ROOT{ Services{Method=Forced, Reason="905"}}}}
- Reply=1002{Context=-{ServiceChange = ROOT}}

5.20.13 MGC Hand-Off

Table 164: Message Contents - MGC Hand-Off and MGC Hand-Off Ack

Procedure	Initiated	Information Element Name	Information Element Description	Information Element Required
MGC Hand-Off	MGC	Context	This information element indicates the H.248 context for the command. Set to NULL.	Mandatory
		Command	This is the H.248 Command. Set to SERVICE CHANGE.	Mandatory
		Termination	This information element indicates the H.248 termination for the command. This is set to ROOT.	Mandatory
		Method	This information element indicates the method for service change. This is set to HANDOFF.	Mandatory
		Reason	This information element indicates the reason for service change. This is set to 903 - "MGC Directed Change".	Mandatory
		Alternate MGC Id	This is the alternate MGC Identity to which the control association should be moved.	Mandatory
MG Hand-Off Ack	MG	Context	As received.	Mandatory
		Command	As received.	Mandatory
		Termination	As received.	Mandatory

An example message exchange would be:

- Transaction=1002{Context=- { ServiceChange=ROOT{ Services{Method=Handoff, Reason="903", MgcIdToTry=1.2.3.4}}}}
- Reply=1002{Context=-{ServiceChange = ROOT}}

5.20.14 MG Re-Register

Table 165: Message Contents - MG Re-Register and MG Re-Register Ack

Procedure	Initiated	Information Element Name	Information Element Description	Information Element Required
MG Re-Register Request	MG	Context	This information element indicates the H.248 context for the command. Set to NULL.	Mandatory
		Command	This is the H.248 Command. Set to SERVICE CHANGE.	Mandatory
		Termination	This information element indicates the H.248 termination for the command. This is set to ROOT.	Mandatory
		Method	This information element indicates the method for service change. This is set to HANDOFF.	Mandatory
		Reason	This information element indicates the reason for service change. This is set to 903 - "MGC Directed Change".	Mandatory
		Service Change Profile	This information element indicates the profile (name and version) supported by the MGC if different from that proposed by the MG <i>For this profile this is 'ETSI_BGF/2'.</i>	Optional
		Protocol Version	If the highest protocol version supported by the MGC is lower than that proposed by the MG, this parameter must be included. If the highest protocol version supported by the MGC is equal to that proposed by the MG, this parameter may be included. Note that if the protocol version supported by the MGC is greater than that proposed by the MG, the command is rejected with an error response 406 ("Version Not Supported"). <i>For this profile this is version 3.</i>	Optional
MG Re-Register Ack	MGC	Context	As received.	Mandatory
		Command	As received.	Mandatory
		Termination	As received.	Mandatory
		Service Change Profile	This information element indicates the profile supported by the MGC. <i>For this profile this is 'ETSI_BGF/2'.</i>	Optional
		Protocol Version	Indicates the highest common H.248 version supported by the MGC - if other than 1. <i>For this profile this is version 3.</i>	Optional

An example message exchange would be:

- Transaction=1002{Context=- { ServiceChange=ROOT{ Services{Method=Handoff, Reason="903", Profile=ETSI_BGF/2, Version=3}}}}
- Reply=1002{Context=-{ServiceChange = ROOT {Services { Version=3}}}}

5.20.15 MG Termination OOS Graceful

Void.

5.20.16 MGC Overload Notification

Void.

5.20.17 Registration Redirect

Table 166: Message Contents - Registration Redirect

Procedure	Initiated	Information Element Name	Information Element Description	Information Element Required
Registration	MG	Context	This information element indicates the H.248 context for the command. Set to NULL.	Mandatory
		Command	This is the H.248 Command. Set to SERVICE CHANGE.	Mandatory
		Termination	This information element indicates the H.248 termination for the command. This is set to ROOT.	Mandatory
		Method	This information element indicates the method for service change. This is set to any apart from FORCED / GRACEFUL.	Mandatory
		Reason	This information element indicates the reason for service change. This is set dependent on the METHOD.	Mandatory
		Service Change Profile	Indicates the name of a supported H.248 profile. <i>For this profile this is 'ETSI_BGF/2'.</i>	Optional
		Protocol Version	Indicates the highest H.248 version supported by the MG - if other than 1. <i>For this profile this is version 3.</i>	Optional
Registration Redirect	MGC	Context	As received.	Mandatory
		Command	As received.	Mandatory
		Termination	As received.	Mandatory
		Protocol Version	If the highest protocol version supported by the MGC is lower than that proposed by the MG, this parameter must be included. If the highest protocol version supported by the MGC is equal to that proposed by the MG, this parameter may be included .Note that if the protocol version supported by the MGC is greater than that proposed by the MG, the command is rejected with an error response 406 ("Version Not Supported"). <i>For this profile this is version 3.</i>	Optional
		Service Change Profile	This information element indicates the profile (name & version) supported by the MGC if different to that proposed by the MG. <i>For this profile this is 'ETSI_BGF/2'.</i>	Optional
		Alternate MGC Id	This element enables the MGC to inform the MG that it should re-direct its Service Change to an alternative address. The MG will now repeat the MG Initial Registration procedure to this alternate address.	Mandatory

An example message exchange would be:

- Transaction=1002{Context=- { ServiceChange=ROOT{ Services{Method=Restart, Reason="901", Profile=ETSI_BGF/2, Version=3}}}}
- Reply=1002{Context=-{ServiceChange = ROOT {Services { Version=3, MGCIdToTry=1.2.3.4}}}}

5.20.18 User Plane Failure

Table 167: Message Contents User Plane Failure and User Plane Failure Ack

Procedure	Initiated	Information Element Name	Information Element Description	Information Element Required
User Plane Failure	MG	Context	This information element indicates the H.248 context for the command. Set to a specific value.	Mandatory
		Command	This is the H.248 Command. Set to NOTIFY	Mandatory
		Termination	This information element indicates the H.248 termination for the command. This is set to a specific ephemeral termination identity or a partially wildcarded identity (i.e. specifying the "interface" part of the termination ID and wildcarding the "group" and "Id" parts) or a wholly wildcarded identity (i.e. ip/*).	Mandatory
		User Plane Failure	This information element indicates that a failure in the user plane has been detected (e.g. nt/netfail, g/cause, etc.).	Mandatory
User Plane Failure Ack	MGC	Context	As received.	Mandatory
		Command	As received.	Mandatory
		Termination	As received.	Mandatory

An example message exchange would be:

- Transaction=1002{Context=1 { Notify=ip/15/3/2{ ObservedEvents{g/cause}}}}
- Reply=1002{Context=1 {Notify = ip/15/3/2}}

OR

- Transaction=1002{Context=* { W- Notify=ip/*/31/*{ ObservedEvents{g/cause}}}}
- Reply=1002{Context=1 {Notify = ip/*/31/*}}

5.20.19 Check MGC Availability

Table 168: Message Contents - Check MGC Availability and Check MGC Availability Ack

Procedure	Initiated	Information Element Name	Information Element Description	Information Element Required
Check MGC Availability	MG	Context	This information element indicates the H.248 context for the command. Set to NULL.	Mandatory
		Command	This is the H.248 Command. Set to NOTIFY.	Mandatory
		Termination	This information element indicates the H.248 termination for the command. This is set to ROOT.	Mandatory
		Inactivity Timer Expired	This information element indicates that the inactivity timer has expired on the MG.	Mandatory
Check MGC Availability Ack	MGC	Context	As received.	Mandatory
		Command	As received.	Mandatory
		Termination	As received.	Mandatory

An example message exchange would be:

- Transaction=1002{Context=- { Notify=ROOT{ ObservedEvents{it/ito}}}}
- Reply=1002{Context=-{Notify = ROOT}}

5.20.20 Re-Establish Previous Control Association

Table 169: Message Contents - Re-Establish Previous Control Association and Re-Establish Previous Control Association Ack

Procedure	Initiated	Information Element Name	Information Element Description	Information Element Required
Re-Establish Previous Control Association	MG	Context	This information element indicates the H.248 context for the command. Set to NULL.	Mandatory
		Command	This is the H.248 Command. Set to SERVICE CHANGE.	Mandatory
		Termination	This information element indicates the H.248 termination for the command. This is set to ROOT.	Mandatory
		Method	This information element indicates the method for service change. This is set to DISCONNECTED.	Mandatory
		Reason	This information element indicates the reason for service change. This is set to 900 "Service Restored".	Mandatory
Re-Establish Previous Control Association Ack	MGC	Context	As received.	Mandatory
		Command	As received.	Mandatory
		Termination	As received.	Mandatory

An example message exchange would be:

- Transaction=1002{Context=- { ServiceChange=ROOT{ Services{Method=Disconnected, Reason="900" }}}
- Reply=1002{Context=-{ServiceChange = ROOT}}

5.20.21 MGC Failover - Establish New Control Association

The MG attempts to establish a new control association using its list of pre-provisioned MGC identities. The MG cycles through its list until a successful response is received.

Table 170: Message Contents - MGC Failover Establish New Control Link and MGC Failover Establish New Control Link Ack

Procedure	Initiated	Information Element Name	Information Element Description	Information Element Required
MGC Failover - Establish New Control Association	MG	Context	This information element indicates the H.248 context for the command. Set to NULL.	Mandatory
		Command	This is the H.248 Command. Set to SERVICE CHANGE.	Mandatory
		Termination	This information element indicates the H.248 termination for the command. This is set to ROOT.	Mandatory
		Method	This information element indicates the method for service change. This is set to FAILOVER.	Mandatory
		Reason	This information element indicates the reason for service change. This is set to 909 - "MGC Impending Failure".	Mandatory
		Service Change Profile	Indicates the name of a supported H.248 profile. <i>For this profile this is 'ETSI_BGF/2'.</i>	Optional
		Protocol Version	Indicates the highest H.248 version supported by the MG - if other than 1. <i>For this profile this is version 3.</i>	Optional
MGC Failover - Establish New Control Association Ack	MGC	Context	As received.	Mandatory
		Command	As received.	Mandatory
		Termination	As received.	Mandatory
		Service Change Profile	This information element indicates the profile (name & version) supported by the MGC if different to that proposed by the MG <i>For this profile this is 'ETSI_BGF/2'.</i>	Optional
		Protocol Version	If the highest protocol version supported by the MGC is lower than that proposed by the MG, this parameter must be included. If the highest protocol version supported by the MGC is equal to that proposed by the MG, this parameter may be included. Note that if the protocol version supported by the MGC is greater than that proposed by the MG, the command is rejected with an error response 406 ("Version Not Supported"). <i>For this profile this is version 3.</i>	Optional

An example message exchange would be:

- Transaction=1002{Context=- { ServiceChange=ROOT{ Services{Method=Failover, Reason="909", Profile=ProfileName/1, Version=2}}}}
- Reply=1002{Context=-{ServiceChange = ROOT {Services { Version=2}}}}

5.20.22 MG Primary Failover

Void.

5.20.23 MG Overload Notification

Table 171: Message Contents - MG Overload Notification and MG Overload Notification Ack

Procedure	Initiated	Information Element Name	Information Element Description	Information Element Required
MG Overload Notification	MG	Context	This information element indicates the H.248 context for the command. Set to NULL.	Mandatory
		Command	This is the H.248 Command. Set to NOTIFY.	Mandatory
		Termination	This information element indicates the H.248 termination for the command. This is set to ROOT.	Mandatory
		Overload Notification	This information element indicates that the MG is in overload.	Mandatory
MG Overload Notification Ack	MGC	Context	As received.	Mandatory
		Command	As received.	Mandatory
		Termination	As received.	Mandatory

An example message exchange would be:

- Transaction=1002{Context=- { Notify=ROOT{ ObservedEvents{ocp/mg_overload}}}}
- Reply=1002{Context=-{Notify = ROOT}}

5.20.24 MG Ordered Re-Register

Table 172: Message Contents - MG Ordered Re-Register and MG Ordered Re-Register Ack

Procedure	Initiated	Information Element Name	Information Element Description	Information Element Required
MG Ordered Re-Register	MG	Context	This information element indicates the H.248 context for the command. Set to NULL.	Mandatory
		Command	This is the H.248 Command. Set to SERVICE CHANGE.	Mandatory
		Termination	This information element indicates the H.248 termination for the command. This is set to ROOT.	Mandatory
		Method	This information element indicates the method for service change. This is set to RESTART.	Mandatory
		Reason	This information element indicates the reason for service change. This is set to the value received from the MGC during the MGC ORDERED RE-REGISTER procedure - see clause 5.20.9.	Mandatory
MG Ordered Re-Register Ack	MGC	Context	As received.	Mandatory
		Command	As received.	Mandatory
		Termination	As received.	Mandatory

An example message exchange would be:

- Transaction=1002{Context=- { ServiceChange=ROOT{ Services{Method=Restart, Reason="901"}}}}
- Reply=1002{Context=-{ServiceChange = ROOT}}

5.20.25 Wildcarded Subtract

Table 173: Message Contents - Wildcarded Subtract and Wildcarded Subtract Ack

Procedure	Initiated	Information Element Name	Information Element Description	Information Element Required
Wildcarded Subtract	MGC	Context	This information element indicates the H.248 context for the command. Set to ALL	Mandatory
		Command	This is the H.248 Command. Set to SUBTRACT or W-SUBTRACT	Mandatory
		Termination	This information element indicates the H.248 termination for the command. This is set to ALL or a partially wildcarded identity (e.g. ip/2/).	Mandatory
Wildcarded Subtract Ack	MG	Context	As received (if W prefix used), else a list of specific context IDs.	Mandatory
		Command	As received.	Mandatory
		Termination	As received (if W prefix used), else a list of specific IDs	Mandatory

An example message exchange would be:

- Transaction=1002{Context=* { W-Subtract=*{ Audit{ } } }
- Reply=1002{Context=*{Subtract= * } }

An example with wildcarding at group level would be:

- Transaction=1002{Context=* { W-Subtract=ip/5/*{ Audit{ } } }
- Reply=1002{Context=*{Subtract= ip/5/* } }

5.20.26 MG Secondary Failover

Void.

5.20.27 MGC Service Cancellation

Void.

5.20.28 Audit Service State

Void.

Annex A (informative): Illustration of Gate/Pinhole Concept

Purpose of this informative annex is the illustration of the H.248 Stream/Termination model by showing exemplary realizations of gates for uni- versus bidirectional media flows.

A.1 General

Only point-to-point sessions are in scope of this H.248 Profile (see clause 5.4). Interconnection of individual H.248 Streams is based on the basic principle described in clause 7.1.6/H.248.1. The H.248 Multiplex Descriptor is therefore not necessary (see clause 5.6.2). The H.248 Topology Descriptor definition includes individual H.248 Streams, but is also not necessary (see clause 5.7.8).

It has to be noted that all sessions have unicast media flows. Potential multicast applications are transparent for MG point of view.

A.2 Relationships between gates and H.248 Streams

The realization of a gate is illustrated in figure A.1. There is a unidirectional media flow in that example, and there is a single H.248 Stream per Termination. A **H.248 Stream** covers per definition a single **bidirectional** media flow (clause 7.1.6/ITU-T Recommendation H.248.1 [1]). Media flows are interconnected by using the same **StreamID** (here: StreamID equals to S1 for T1 and T2).

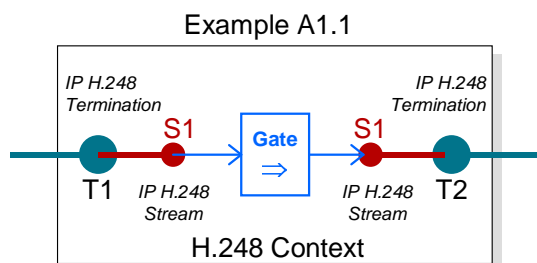


Figure A.1: H.248 Context - Illustration of Gate, Stream and Terminations

The uni- or bidirectional application of an H.248 Streams is controlled via usage of Local Descriptor (LD) and Remote Descriptor (RD). Figure A.2 shows a bidirectional session. There is again a single H.248 Stream per Termination. Gates are direction-dependent, there are consequently two gates in this example.

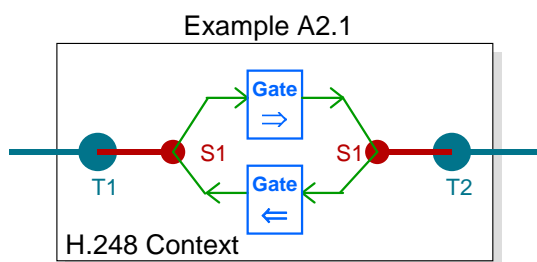


Figure A.2: H.248 Context Bidirectional Session using single H.248 Streams

Annex B (informative): Comparison between ES 283 018 V1.1.4 (Ia Profile Version 1) and TS 102 333 (GCP)

B.1 General

The H.248 Profile defined in ES 283 018 V1.1.4 [22] supports similar functionality than the Gate Control Profile defined in TS 102 333 [i.1]; however, it is important to note that the "H.248 Profile for the Ia Interface" is a new profile. This annex provides an overview of the main differences between them.

B.2 Differences between TS 102 333 (GCP) and ES 283 018 V1.1.4 (Ia Profile Version 1)

Table B.1 provides an overview of the differences between the Gate Control Protocol and the H.248 Profile Version 1 for the Ia Interface.

Table B.1: Difference Between TS 102 333 [i.1] and ES 283 018 [22] (V1.1.4)

Topic	TS 102 333 [i.1](Gate Control Protocol)	ES 283 018 V1.1.4 [22] (Ia Profile Version 1)
Required H.248 Version	H.248 Version 2	H.248 Version 3
QoS monitoring	Supported	Not Supported
Supported with "latching" capability only	Hosted NAT traversal	Supported with "relatching" capabilities
Connection Model (see note)	a gate is represented by an ephemeral termination. Hence, a bidirectional active session requires two open gates (one at each side of the border gateway).	a gate is represented by a pair of ephemeral terminations (one at each side of the border gateway). A bidirectional active session requires two gates (one per direction) sharing the same pair of terminations.
Termination ID structure	ip/<interface>/<id>	ip/<group>/<interface>/<id>
Transport	mandates the support of SCTP, TCP or UDP	Recommends SCTP, UDP as optional
Encoding	Text and Binary	Text
SDP Usage (s=, t=)	Specifies how the s= and t= lines should be set	Provides no guidance on this
Security	IPSec as an option	Does not assume a security mechanism
TimeStamps in ServiceChange and Notify commands	Required	Not required
Transaction Timers	Shall be in a range between 100 ms and 5 s	No range specified
Packages		
Generic Package	Version 1	Version 2
Root Package	Version 1	Version 2
NAT traversal package	Supported	Not Supported
IP NAPT traversal package	Not Supported	Supported
Congestion Handling package	Supported	Not Supported
Quality Alert Ceasing	Optional	Not Supported
Overload Control	Optional	Not Supported
EMP Package	Optional	Not Supported
Gate Recovery Information	Supported	Not Supported
MGC Information Package	Not Supported	Optional
Segmentation Package	Not Applicable	Optional
NOTE: This difference in modelling does not have any impact on the external behaviour of the border gateway.		

Annex C (informative): Comparison with Ia Profile Version 1

C.1 General

The H.248 Profile defined in the present document is the upversioned Profile as defined in ES 283 018 V1.1.4 [22]. This annex provides an overview of the main differences between the two profile versions.

C.2 Differences between ES 283 018 V1.1.4 (Ia Profile Version 1) and ES 283 018 V2.3.0 (Ia Profile Version 2)

Table C.1 provides an overview of the differences between both profiles.

Table C.1: Difference between ES 283 018 [22] V1.1.4 (Ia Profile Version 1) and the present document (Ia Profile Version 2)

Topic	ES 283 018 [22] V1.1.4 (Ia Profile Version 1)	ES 283 018 V2.3.0 (Ia Profile Version 2)
QoS monitoring	Not Supported	Basic support via H.248 statistics (see clause 5.17.1.6)
TerminationID structure	ip/<group>/<interface>/<id>	ip/<group>/<interface>/<id> Field element "interface" is off-loaded from the semantic of "IP realm/domain" indication.
SDP Usage: "s=", "t=" and "o=" lines	Provides no guidance on this	Guidance provided in clause 5.16.
SDP Usage "b=" line	The bandwidth-value value defines the required <i>protocol layer 2</i> (e.g. Ethernet) bandwidth for the specific H.248 Stream.	The bandwidth-value value defines the <i>IP layer</i> bandwidth for the specific H.248 Stream.
Packages		
RTP Package	Not Supported	Optional Version 1
IP Domain Connection Package	Not Supported	Version 1
Media Gateway Overload Control Package	Not Supported	Optional Version 1
Application Data Inactivity Package	Not Supported	Optional Version 1
Hanging Termination Package	Not Supported	Optional Version 1
Statistics Conditional Reporting	Not Supported	Optional Version 1

Topic	ES 283 018 [22] V1.1.4 (Ia Profile Version 1)	ES 283 018 V2.3.0 (Ia Profile Version 2)
Procedures		
Session Independent Procedures (also known as <i>Call Independent Procedures</i> or <i>Non-Call Related Procedures</i>)	Implicit (see note 1) link to TR 183 025 [i.2].	Explicit link to TR 183 025 [i.2] by clause 5.17.2. Additional details in clause 5.19.
	Call-independent procedures for ES 283 018 [22] are defined in a separate document (TR 183 025 [i.2]), which is an overall description for all ETSI defined H.248 profile specifications, i.e. TR 183 025 [i.2] complements each profile specification. The set of profile-applicable call-independent procedures is primarily given by the supported H.248 Command API capabilities for AuditValue (see clause 5.8.5), AuditCapabilities (see clause 5.8.6) and ServiceChange (see clause 5.8.8), and supported packages (e.g. for overload control), by each profile.	
IP Domain/Realm Indication	Via semantical overloading of the TerminationID (see note 2).	Explicit protocol element: via ipdc/realm property (H.248.41; see clause 5.17.1.10).
BGF Resource Reservation	One-stage mechanism	Additional support of a two-stage resource reservation (see clause 5.17.1.11)
RTCP Handling	High-level description in clause 5.17.1.1.	Additional information by clause 5.17.1.7.
NOTE 1: The TR was still in work when Ia profile version 1 was published.		
NOTE 2: ITU-T Recommendation H.248.41 [16] was still in work when Ia profile version 1 was published.		

Annex D (informative): Illustration of an IP processing model for an H.248 (IP, IP) Context

Purpose of this informative annex is the illustration of a possible IP flow processing model. Such a model may be helpful when considering aspects concerning:

- location of a particular function within the (BGF) processing pipeline; or
- possible interactions between functions (see e.g. clause D.2).

It has to be noted that the model is just an example, not exhaustive concerning all possible functions with regards to supported capabilities by this profile, and not related to any particular implementation.

D.1 Example model

Figure D.1 provides an example pipeline model, which is only indicating a single H.248 Stream of the (IP, IP) Context. A H.248 Stream is fundamentally bidirectional, i.e. relates to two unicast IP flows, one per traffic direction. This example is not considering aspects of RTP/RTCP mapping on a H.248 Stream.

The example model is considering optional and mandatory functions by this profile specification. The example is using modelling components for *filter* (F), *detector* (D), *address* processing (A) and *statistic* (S) entities. There might be further modelling components, e.g. for media-aware specific processing functions. The example model is assuming a pure serial processing pipeline, real implementations may of course benefit from parallelization.

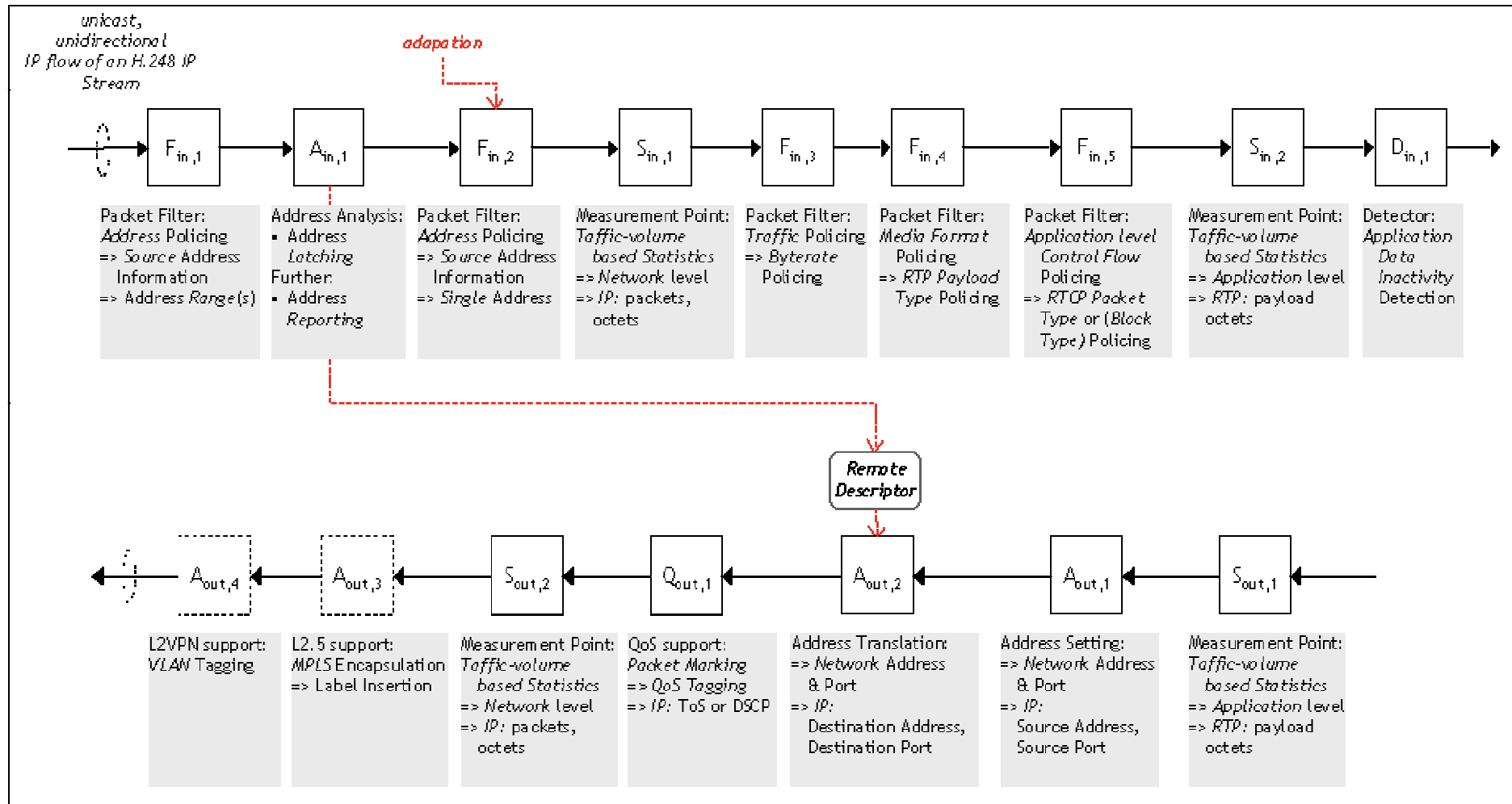


Figure D.1: H.248 Context - Illustration of IP flow processing - Example Overview

There might be dependencies between different processing stages, which impact the order of pipeline stages.

D.2 Aspects of filter interaction

Possible filter interactions are already indicated in several package specifications of the ITU-T Recommendation H.248.x-series of Recommendations. General solutions/recommendations are not yet provided by the package definitions themselves. This is therefore rather a subject for profile specifications, which using the correspondent packages.

D.2.1 Interaction between address latching and address policing

This profile version indicates two possible cases for filter interaction, either due to:

- enabled *latching* plus *address policing* per H.248 Stream, i.e. application of packages *ipnapt* v1 and *gm* v1; or
- the *correlation* of *SDP information* from the RD and *gm* v1 address policing (see clause 5.18.1.1.1).

Figure D.2 illustrates the possible interaction: the ingress filter stages $F_{in,1}/F_{in,2}$ provide source address policing and are controlled via *gm* v1 properties (see clause 5.18.1.1.1). Source address policing may be applied for a single individual address, a single address range, multiple individual addresses, multiple address ranges, or combinations thereof. Stage $F_{in,1}$ summarizes the *range* policing, stage $F_{in,2}$ the *individual* address filtering.

The function address latching/re-latching is provided by stage $A_{in,1}$.

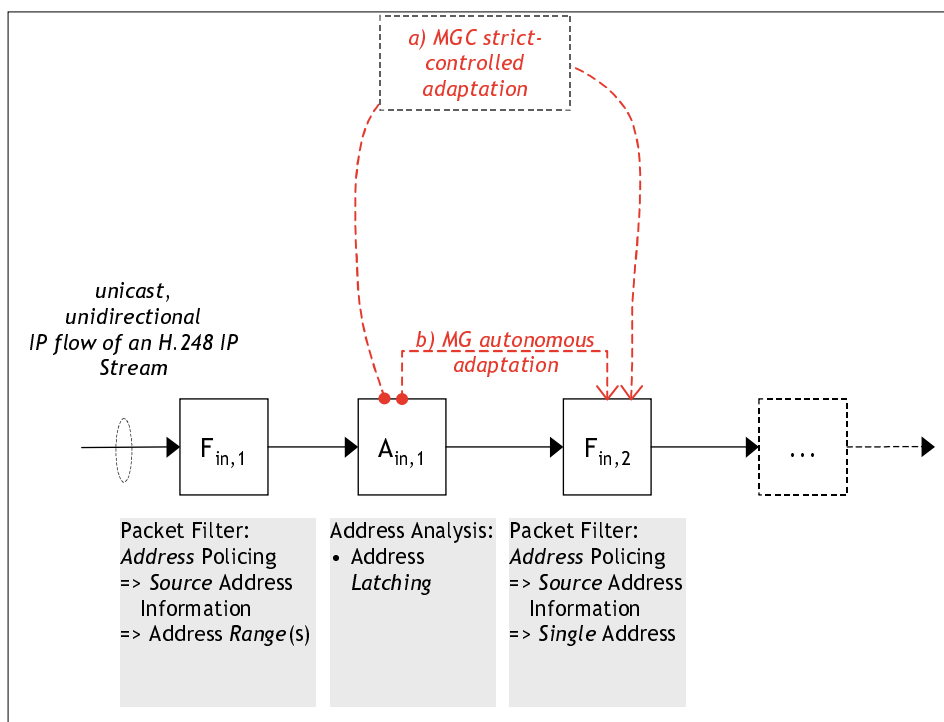


Figure D.2: H.248 Context - Illustration of IP flow processing - Interaction between address latching and address policing - Example model 1

Latching is basically impacting the effectiveness of source address policing. The latching process should lead to an adaptation of the source address filter (according clause 5.18.1.1.1, and as indicated in figures D.2, D.3 or D.4).

The interaction and adaptation may affect different filter stages, dependent on the applied model. Figure D.3 illustrates another example.

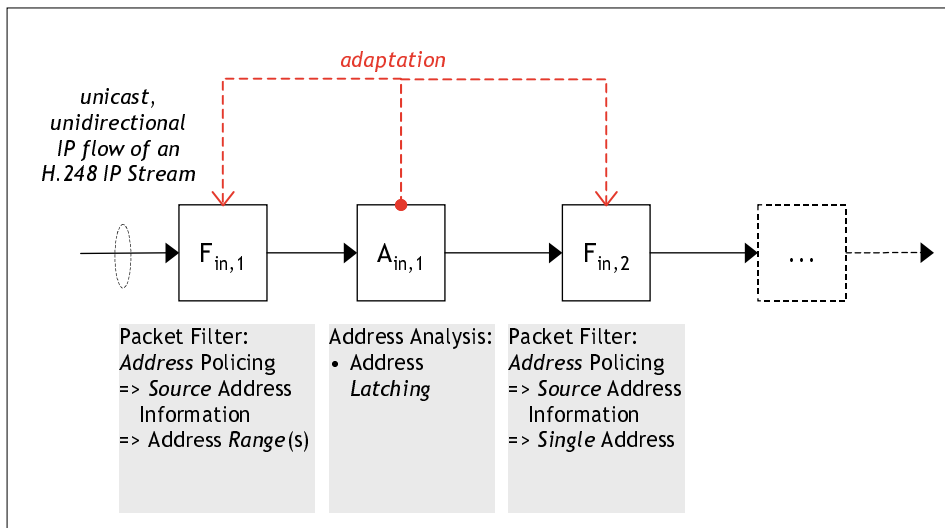


Figure D.3: H.248 Context - Illustration of IP flow processing - Interaction between address latching and address policing - Example model 2

Figure D.4 illustrates another example, here with different distribution of filter conditions: stage $F_{in,1}$ summarizes the *network layer* policing (network address), stage $F_{in,2}$ the *transport layer* address filtering (transport port).

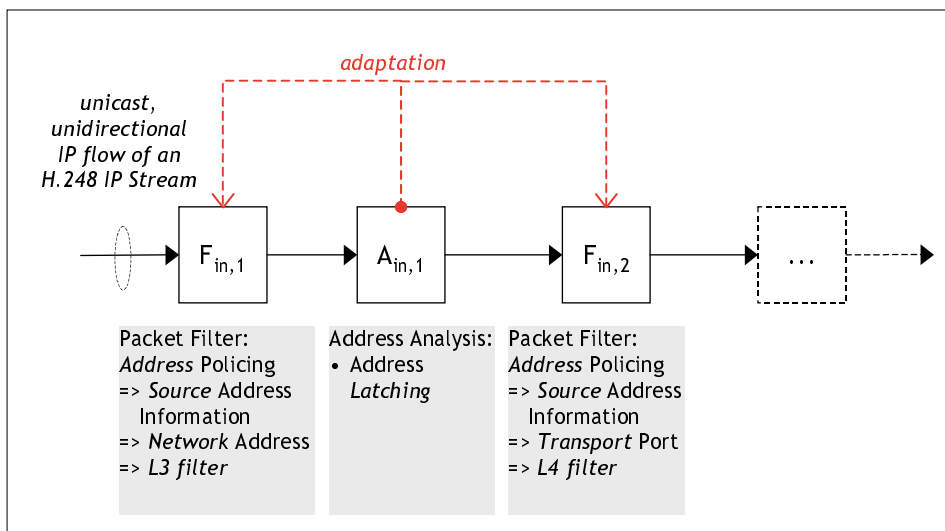


Figure D.4: H.248 Context - Illustration of IP flow processing - Interaction between address latching and address policing - Example model 3

Annex E (informative): Guidelines for Ia-to-Gq' mapping

Purpose of this informative annex is to provide mapping guidelines in the area of:

- session-independent procedures;
- bearer-specific events (e.g. due to failure detection); or
- unsuccessful session completions.

E.1 Guidelines for Ia-to-Gq' mapping with regards to session-independent procedures

E.1.1 Introduction

The procedures of the H.248 Ia profile are divided in *session-dependent* (see clause 5.17.1) and *session-independent* (see clause 5.17.2) procedures. Figure E.1 depicts the major difference between both procedure categories when looking at the vertical interfaces Gq' besides Ia.

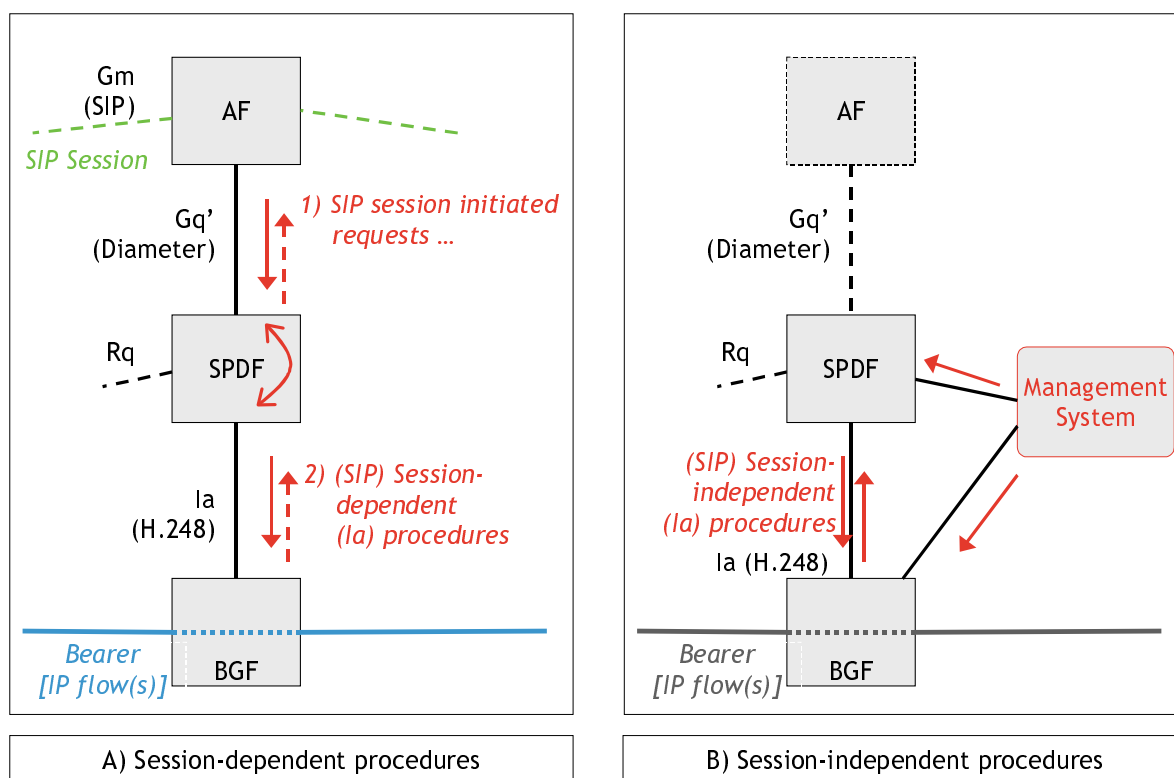


Figure E.1: RACS architecture - Session-dependent vs Session-independent procedures from Ia point of view

E.1.2 Mapping guidelines

E.1.2.1 Session-dependent procedures

Mapping rules for Gq'-to-Ia for *session-dependent* procedures (see (A) in figure E.1) is in scope of TS 183 048 [i.13].

E.1.2.2 Session-independent procedures

The scope of *session-independent* procedures, as defined by this profile, is limited on Ia (see (B) in figure E.1). There are thus neither guidelines required nor provided for mappings from/towards Gq'.

E.2 Guidelines for Ia-to-Gq' mapping with regards to bearer-specific events

E.2.1 Introduction

H.248 provides a much wider set of protocol elements for support of bearer-related events as in comparison to other protocols like Diameter. This means for H.248-to-Diameter mappings, like for Ia-to-Gq' signalling direction, that often typically more than one H.248 procedure could be mapped on the same Diameter procedure.

The Ia-to-Gq' mapping function is therefore not bijective (at least as long as both protocols providing different capability sets). Mapping guidelines might be thus beneficial for implementers.

Figure E.2 illustrates the relevant part of RACS.

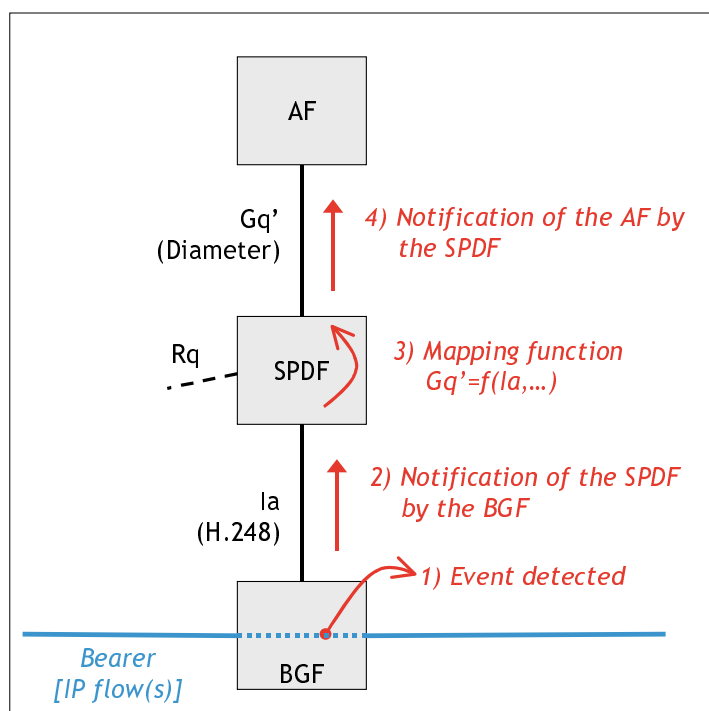


Figure E.2: RACS architecture - Vertical event notifications - Ia-to-Gq' mapping

E.2.2 Mapping guidelines

E.2.2.1 Guidelines for *Specific Action AVPs*

Table E.1: Guidelines for Attribute Value Pairs according clause 7.3.23/TS 183 017 [i.14]

Gq' (Diameter)	Ia (H.248)		
Specific action AVP Ref.: TS 183 017 [i.14], clause 7.3.23	Possible H.248 Protocol Elements	Possible H.248 Ia Profile Procedure	Recommended for Ia Version 2
INDICATION_OF_LOSS_OF_BEARER (2)	H.248.1 Event: g/cause	User Plane Failure (5.19.12/5.20.18)	Yes
	H.248.1 Event: nt/netfail	ditto	Yes (but optional profile element)
	H.248.1 Event: nt/qualert	ditto	Yes (but optional profile element)
	H.248.40 Event: adid/ipstop	IP Media Stop (clause 5.18.4.1)	See note 7
	H.248.36 Event: hangterm/thb Note: not applicable here	-	-
	H.248 ServiceChange: {Forced/Graceful, 904}	See note 1	No
	H.248 ServiceChange: {Forced/Graceful, 905}	See note 2	No
	H.248 ServiceChange: {Forced/Graceful, 906}	See note 3	No
INDICATION_OF_RECOVERY_OF_BEARER (3)	H.248.13 Event: nt/qac/qualertcease	Not supported by this profile version.	- (see note 6)
	H.248 ServiceChange: {Restart, 900}	See note 4 Not supported by this profile version.	No
INDICATION_OF_RELEASE_OF_BEARER (4)	H.248 Subtract.reply command	Regular H.248 method (see note 5).	Yes
<p>NOTE 1: Indication of "<i>termination malfunction</i>" for ephemeral termination.</p> <p>NOTE 2: Indication of "<i>termination taken Out-of-Service</i>" for ephemeral termination.</p> <p>NOTE 3: Indication of "<i>loss of lower layer connectivity</i>" for ephemeral termination.</p> <p>NOTE 4: Indication of "<i>service restore</i>" for ephemeral termination.</p> <p>NOTE 5: The H.248 Media Gateway is not allowed to autonomously "subtract a H.248 Stream/Termination", which would relate to a "release bearer" event. There is therefore also not any ServiceChange procedure defined.</p> <p>NOTE 6: This method might be as closest to the AVP (3) semantic, particularly when <i>nt/qualert</i> would be used for AVP (2).</p> <p>NOTE 7: This event may be overlaid with multiple application. Thus, 'No' in case that event is already used for other purposes (e.g. like latching deadlock detection), else 'Yes'.</p>			

E.2.2.2 Other AVPs

The AVPs that are discussed in this Annex serve as a guideline and are not meant to be an exhaustive list of the AVPs that require mapping to/from Ia (H.248). There may well be further AVPs that require mapping guidelines to/from Ia (H.248). Such further mapping is considered to be beyond the scope of this annex.

Annex F (informative): Bibliography

- ITU-T Recommendation H.248.4 (2000): "Gateway control protocol: Transport over Stream Control Transmission Protocol (SCTP)".
- ITU-T H.Sup6 (Supplement 6 to ITU-T H-series Recommendations) (2006): "Control load quantum for decomposed gateways".

Annex G (informative): Change history

Date	WG Doc.	CR	Rev	CAT	Title / Comment	Current Version	New Version
30/09/06					New version of the Ia profile version 2. It is based on ES 283 018 v1.1.1.	1.1.1	2.0.1
21/10/06	11tTD041r1				Output version from TISPAN11ter	2.0.1	2.0.2
15/12/06	12bTD423				Outout version from TISPAN#12bis	2.0.2	2.0.3
15/12/06	12bTD423r1				CRs 004 and 005 applied. CR 003 not applicable. Output version from TISPAN 12bis	2.0.3	2.0.4
26/03/07	13bTD108				Editor's notes regarding CRs 004 & 005 removed. Input version to TISPAN 13bis	2.0.4	2.0.5
30/03/07	13bTD108r3				CRs 007-011 carried forward from Ia v1. Output draft from TISPAN#13bis	2.0.5	2.0.7
18/05/07	13tTD204r1	12		F	Change to table 35	2.0.7	2.0.8
18/05/07	13tTD342r1	13		F	Addition of Non Call Procedures to Ia v2	2.0.7	2.0.8
18/05/07	13tTD343r1	14		F	Addition of Non Call Procedures to Ia v2	2.0.7	2.0.8
18/05/07	13tTD345r1	15		F	Addition of Non Call Procedures to Ia v2	2.0.7	2.0.8
18/05/07	13tTD346r1	16		F	Addition of Non Call Procedures to Ia v2	2.0.7	2.0.8
18/05/07	13tTD348r1	17		F	Addition of Non Call Procedures to Ia v2	2.0.7	2.0.8
18/05/07	13tTD349r1	18		F	Addition of Non Call Procedures to Ia v2	2.0.7	2.0.8
18/05/07	13tTD350r1	19		F	Addition of Non Call Procedures to Ia v2	2.0.7	2.0.8
18/05/07	13tTD351r1	20		F	Addition of Non Call Procedures to Ia v2	2.0.7	2.0.8
18/05/07	13tTD363r1	21		F	Introductory text to 5.17	2.0.7	2.0.8
18/05/07	13tTD364r1	22		F	Addition of MG Overload Package	2.0.7	2.0.8
18/05/07	13tTD365r1	23		F	Introductory text to 5.17.2	2.0.7	2.0.8
18/05/07	13tTD366r1	24		F	Discrepancy in SDP b=line	2.0.7	2.0.8
18/05/07	13tTD367r1	25		F	Text for 5.17.1.7	2.0.7	2.0.8
18/05/07	13tTD369r1	26		F	Text for 5.17.1.9	2.0.7	2.0.8
18/05/07	13tTD370r1	27		F	Text for 5.17.1.9	2.0.7	2.0.8
18/05/07	13tTD381r1	28		F	Addition of Call Dependent Procedures (part 1)	2.0.7	2.0.8
18/05/07	13tTD387r1	29		F	Addition of Call Dependent Procedures (part 2)	2.0.7	2.0.8
18/05/07	13tTD391r1	30		F	Addition of Call Dependent Procedures (part 3)	2.0.7	2.0.8
18/05/07	13tTD393r1	31		F	Addition of Call Dependent Procedures (part 4)	2.0.7	2.0.8
18/05/07	13tTD396r1	32		F	Addition of Call Dependent Procedures (part 5)	2.0.7	2.0.8
18/05/07	13tTD398r1	33		F	Addition of Call Dependent Procedures (part 6)	2.0.7	2.0.8
18/05/07	13tTD399r1	34		F	Updated Usage of SDP in Ia v2	2.0.7	2.0.8
03/09/07	14bTD249r1	35		F	Alignment with latest W03051 text	2.0.8	2.0.9
03/09/07	14bTD250r1	36		F	Clarification of handling of IP Realm	2.0.8	2.0.9
03/09/07	14bTD251r1	37		F	Correction to References	2.0.8	2.0.9
03/09/07	14bTD252r1	38		F	Table 13 Consistency	2.0.8	2.0.9
03/09/07	14bTD253r1	39		F	Correction to bearer info in session dependent flows	2.0.8	2.0.9
03/09/07	14bTD411r1	40		F	RTCP Port Allocation – Clarification of usage	2.0.8	2.0.9
13/09/07	14tTD087r1	42		F	IP Realm/Domain Indication	2.0.9	2.1.0
13/09/07	14tTD088r1	43		F	Two-Stage BGF Resource Reservation	2.0.9	2.1.0
13/09/07	14tTD091r1	44		F	Media Inactivity Detection	2.0.9	2.1.0
13/09/07	14tTD093r1	45		F	Conditions for Address Policing	2.0.9	2.1.0
13/09/07	14tTD094r1	46		F	Bandwidth Control	2.0.9	2.1.0
13/09/07	14tTD095r1	47		F	SDP "b=" line as Peak Bitrate specification	2.0.9	2.1.0
13/09/07	14tTD096r1	48		F	RTCP Forwarding	2.0.9	2.1.0
13/09/07	14tTD097r1	49		F	Comparison with Ia Profile Version 1	2.0.9	2.1.0
13/09/07	14tTD098r1	50		F	Optional support of SDP and Annex C information elements	2.0.9	2.1.0
13/09/07	14tTD099r1	51		B	Optional Support of Application- and Network-level Statistics	2.0.9	2.1.0
13/09/07	14tTD111r1	52		F	Clarification of Note 3	2.0.9	2.1.0
13/09/07	14tTD320r1	53		F	DSCP Format	2.0.9	2.1.0
13/09/07	14tTD321r1	54		D	Stream Stats	2.0.9	2.1.0
13/09/07	14tTD322r1	55		F	Arm MG Overload	2.0.9	2.1.0
13/09/07	14tTD324r1	56		C	Disallow Realm Change	2.0.9	2.1.0
13/09/07	14tTD325r1	57		F	Use of g/cause	2.0.9	2.1.0
13/09/07	14tTD326r1	58		D	Interface ID	2.0.9	2.1.0
13/09/07	14tTD328r1	59		D	RTP/RTCP Streams	2.0.9	2.1.0
13/09/07	14tTD329r1	60		F	Stats in MOD reply	2.0.9	2.1.0
13/09/07	14tTD333r1	61		D	RFC3605 Clarification	2.0.9	2.1.0
13/09/07	14tTD334r1	62		F	Stats in MOD Reply	2.0.9	2.1.0
13/09/07	14tTD336r1	63		D	Unsuccessful RTCP Port Allocation	2.0.9	2.1.0
13/09/07	14tTD367r1	64		B	Clarification of supporting Hanging Termination Detection	2.0.9	2.1.0
13/09/07					Additionally, the statement "Not Used" has replaced the previously used "Not Used/Applicable" in tables in 5.19 and 5.20.	2.0.9	2.1.0
02/11/07	15bTD53r1	65		F	WI-03098 H.248 Ia Profile V2 - Termination ID, error code	2.1.0	2.2.0
02/11/07	15bTD137r1	66		F	Error in ds/dscp value & format of IP address syntax	2.1.0	2.2.0
02/11/07	15bTD55r1	67		F	WI-03098 H.248 Ia Profile V2 - H.248 ipdc/realm Property	2.1.0	2.2.0
02/11/07	15bTD56r3	68		B	WI-03098 H.248 Ia Profile V2 - Media-aware mode: optional support of transcoding	2.1.0	2.2.0
02/11/07	15bTD58r2	69		F	WI-03098 H.248 Ia Profile V2 - Guidelines for Ia-to-Gq' mapping with regards to bearer-specific events at Ia	2.1.0	2.2.0
02/11/07	15bTD59r1	70		F	WI-03098 H.248 Ia Profile V2 - Disclaimer for Tables 35 to 37	2.1.0	2.2.0
02/11/07	15bTD149r2	71		F	Inconsistencies between Descriptors and Requests Summary (Table	2.1.0	2.2.0

Date	WG Doc.	CR	Rev	CAT	Title / Comment	Current Version	New Version
					36) and remainder of document.		
02/11/07	15bTD150r1	72		F	Correction to TS 102 333	2.1.0	2.2.0
02/11/07	15bTD60r2	73		F	WI-03098 H.248 la Profile V2 - AuditValue procedure for ServiceState	2.1.0	2.2.0
02/11/07	15bTD270r1	74		C	Source filtering and latching	2.1.0	2.2.0
02/11/07	15bTD61r1	75		F	WI-03098 H.248 la Profile V2 - Filter Interaction (Informative Text)	2.1.0	2.2.0
02/11/07	15bTD63r1	76		F	WI-03098 H.248 la Profile V2 - 5.17.2.3 MG Overload Control	2.1.0	2.2.0
02/11/07	15bTD62r1	77		F	WI-03098 H.248 la Profile V2 - Context/Termination/Stream-level Admission Control	2.1.0	2.2.0
02/11/07	15bTD130r1	78		D	Add hangterm related procedures to clause 5.18	2.1.0	2.2.0
02/11/07	15bTD132r2	79		B	WI03098-Support of Statistic Conditional Reporting	2.1.0	2.2.0
02/11/07	15bTD139r1	80		F	Missing g/cause in procedures	2.1.0	2.2.0
02/11/07	15bTD140r2	81		F	Error in text	2.1.0	2.2.0
02/11/07	15bTD141r1	82		F	Error in text	2.1.0	2.2.0
02/11/07	15bTD143r1	83		F	Generic package statistics in ADD Request & Modify Reply	2.1.0	2.2.0
02/11/07	15bTD144r1	84		F	Error in text	2.1.0	2.2.0
02/11/07	15bTD145r1	85		F	Default/Provisioned value of gm/rsb	2.1.0	2.2.0
02/11/07	15bTD146r1	86		F	Error in text	2.1.0	2.2.0
02/11/07	15bTD147r1	87		D	Use of wildcarded termination in procedures	2.1.0	2.2.0
02/11/07	15bTD148r2	88		F	Error in text	2.1.0	2.2.0
02/11/07	15bTD152r1	89		F	Maximum Jitter Buffer configuration	2.1.0	2.2.0
02/11/07	15bTD153r2	90		F	SCTP Control Association handling	2.1.0	2.2.0
02/11/07	15bTD267r2	91		F	Audit Clarifications	2.1.0	2.2.0
02/11/07	15bTD268r2	92		F	No b line without m line	2.1.0	2.2.0
02/11/07	15bTD416r4	93		D	Additional text for package usage	2.1.0	2.2.0
26/11/07	WG3TD172				Rapporteur removed doubled sections 5.19.1-5 Input version to TISPAN WG3 interim meeting	2.2.0	2.2.1
30/11/07	WG3TD037r1	94		F	Addition of Reference to Sys Man TR	2.2.1	2.3.0
30/11/07	WG3TD059r2	95		F	WI-03098 H.248 la Profile V2 - Abbreviations & Summary (Editorial Comments)	2.2.1	2.3.0
30/11/07	WG3TD060r1	96		F	WI-03098 H.248 la Profile V2 - Annex C (Editorial Comments)	2.2.1	2.3.0
30/11/07	WG3TD061r1	97		F	WI-03098 H.248 la Profile V2 - Annex F Bibliography (Editorial Comments)	2.2.1	2.3.0
30/11/07	WG3TD062r1	98		F	WI-03098 H.248 la Profile V2 - Traffic Admission Control vs Traffic Policing	2.2.1	2.3.0
30/11/07	WG3TD063r1	99		F	WI-03098 H.248 la Profile V2 - RTCP Port Resources (Editorial Comments to 5.17.1.7.1)	2.2.1	2.3.0
30/11/07	WG3TD064r1	100		F	WI-03098 H.248 la Profile V2 - Network Identifier for IP Realm/Domain Indication?	2.2.1	2.3.0
30/11/07	WG3TD065r1	101		F	WI-03098 H.248 la Profile V2 - Maximum Size of Property value for Realm indication	2.2.1	2.3.0
30/11/07	WG3TD078r1	102		F	Correction of indication of network	2.2.1	2.3.0
30/11/07	WG3TD171r1	103		F	Support of filtering of Source Port Range	2.2.1	2.3.0
30/11/07	WG3TD079r1	104		C	Latching with port range filtering	2.2.1	2.3.0
30/11/07	WG3TD080r1	105		F	Clarification of how SPDF specifies address and port to be used locally by BGF	2.2.1	2.3.0
30/11/07	WG3TD082r2	106		F	WI-03098 H.248 la Profile V2 - 5.19.2 Enable MGC	2.2.1	2.3.0
30/11/07	WG3TD217r1	107		D	WI 03098 Remove Editor's Notes	2.2.1	2.3.0
30/11/07					Additionally, editorial fixes done in 5.6.1.1.1.3 and in table 5.19/1	2.2.1	2.3.0
07/01/08					TB approval	2.3.0	
25/06/08					ETSI Secretariat: Integration of editorial comments received during member vote for publication	2.3.0	2.3.1

History

Document history		
V1.1.1	June 2006	Publication
V1.1.4	October 2007	Publication
V2.3.0	May 2008	Publication
V2.3.1	June 2008	Publication