

**Fixed Radio Systems;
Characteristics and requirements
for point-to-point equipment and antennas;
Part 4-2: Harmonized EN covering essential requirements
of Article 3.2 of R&TTE Directive for antennas**



Reference

REN/TM-04167-4-2

Keywords

antenna, DFRS, DRRS, FWA, point-to-point,
radio, regulation, transmission

ETSI

650 Route des Lucioles
F-06921 Sophia Antipolis Cedex - FRANCE

Tel.: +33 4 92 94 42 00 Fax: +33 4 93 65 47 16

Siret N° 348 623 562 00017 - NAF 742 C
Association à but non lucratif enregistrée à la
Sous-Préfecture de Grasse (06) N° 7803/88

Important notice

Individual copies of the present document can be downloaded from:

<http://www.etsi.org>

The present document may be made available in more than one electronic version or in print. In any case of existing or perceived difference in contents between such versions, the reference version is the Portable Document Format (PDF). In case of dispute, the reference shall be the printing on ETSI printers of the PDF version kept on a specific network drive within ETSI Secretariat.

Users of the present document should be aware that the document may be subject to revision or change of status. Information on the current status of this and other ETSI documents is available at

<http://portal.etsi.org/tb/status/status.asp>

If you find errors in the present document, please send your comment to one of the following services:

http://portal.etsi.org/chaicor/ETSI_support.asp

Copyright Notification

No part may be reproduced except as authorized by written permission.
The copyright and the foregoing restriction extend to reproduction in all media.

© European Telecommunications Standards Institute 2007.
All rights reserved.

DECTTM, **PLUGTESTS**TM and **UMTS**TM are Trade Marks of ETSI registered for the benefit of its Members.
TIPHONTM and the **TIPHON logo** are Trade Marks currently being registered by ETSI for the benefit of its Members.
3GPPTM is a Trade Mark of ETSI registered for the benefit of its Members and of the 3GPP Organizational Partners.

Contents

Intellectual Property Rights	4
Foreword.....	4
Introduction	5
1 Scope	6
2 References	6
3 Definitions, symbols and abbreviations	7
3.1 Definitions	7
3.2 Symbols.....	7
3.3 Abbreviations	7
4 Technical requirements specifications	7
4.1 Environmental profile.....	7
4.2 Radiation Pattern Envelope (RPE).....	8
4.2.1 Frequency range 0: 1 GHz to 3 GHz	8
4.2.2 Frequency range 1: 3 GHz to 14 GHz	12
4.2.3 Frequency range 2: 14 GHz to 20 GHz.....	14
4.2.4 Frequency range 3: 20 GHz to 24 GHz.....	16
4.2.5 Frequency range 4: 24 GHz to 30 GHz.....	18
4.2.6 Frequency range 5: 30 GHz to 47 GHz.....	20
4.2.7 Frequency range 6: 47 GHz to 66 GHz.....	23
4.2.8 Frequency range 7: 71 GHz to 86 GHz.....	25
4.3 Cross-Polar Discrimination (XPD).....	26
4.3.1 Frequency range 1 GHz to 3 GHz.....	26
4.3.2 Frequency range 3 GHz to 66 GHz.....	27
4.4 Antenna gain	28
5 Testing for compliance with technical requirements.....	28
5.1 Environmental conditions for testing	28
5.2 Wide radio-frequency band covering antennas specification and tests	29
5.3 Essential antenna test suites.....	29
Annex A (normative): HS Requirements and conformance Test specifications Table (HS-RTT).....	30
Annex B (informative): The EN title in the official languages	32
Annex C (informative): Bibliography	34
History	35

Intellectual Property Rights

IPRs essential or potentially essential to the present document may have been declared to ETSI. The information pertaining to these essential IPRs, if any, is publicly available for **ETSI members and non-members**, and can be found in ETSI SR 000 314: "*Intellectual Property Rights (IPRs); Essential, or potentially Essential, IPRs notified to ETSI in respect of ETSI standards*", which is available from the ETSI Secretariat. Latest updates are available on the ETSI Web server (<http://webapp.etsi.org/IPR/home.asp>).

Pursuant to the ETSI IPR Policy, no investigation, including IPR searches, has been carried out by ETSI. No guarantee can be given as to the existence of other IPRs not referenced in ETSI SR 000 314 (or the updates on the ETSI Web server) which are, or may be, or may become, essential to the present document.

Foreword

This Harmonized European Standard (Telecommunications series) has been produced by ETSI Technical Committee Transmission and Multiplexing (TM), and is now submitted for the ETSI standards One-step Approval Procedure.

The present document has been produced by ETSI in response to a mandate from the European Commission issued under Council Directive 98/34/EC (as amended) laying down a procedure for the provision of information in the field of technical standards and regulations.

The present document is intended to become a Harmonized Standard, the reference of which will be published in the Official Journal of the European Communities referencing the Directive 1999/5/EC [1] of the European Parliament and of the Council of 9 March 1999 on radio equipment and telecommunications terminal equipment and the mutual recognition of their conformity ("the R&TTE Directive").

Technical Specifications relevant to Directive 1999/5/EC are given in annex A.

The present document is part 4-2 of a multi-part deliverable covering the Fixed Radio Systems; Characteristics and requirements for point-to-point equipment and antennas, as identified below:

- Part 1: "Overview and system-independent common characteristics";
- Part 2-1: "System-dependent requirements for digital systems operating in frequency bands where frequency co-ordination is applied";
- Part 2-2: "Harmonized EN covering essential requirements of Article 3.2 of R&TTE Directive for digital systems operating in frequency bands where frequency co-ordination is applied";
- Part 3: "Harmonized EN covering essential requirements of Article 3.2 of R&TTE Directive for equipment operating in frequency bands where no frequency co-ordination is applied";
- Part 4-1: "System-dependent requirements for antennas";
- Part 4-2: "Harmonized EN covering essential requirements of Article 3.2 of R&TTE Directive for antennas".**

Proposed national transposition dates	
Date of latest announcement of this EN (doa):	3 months after ETSI publication
Date of latest publication of new National Standard or endorsement of this EN (dop/e):	6 months after doa
Date of withdrawal of any conflicting National Standard (dow):	18 months after doa

Introduction

The present document is part of a set of standards developed by ETSI and is designed to fit in a modular structure to cover all radio and telecommunications terminal equipment within the scope of the R&TTE Directive [1]. The modular structure is described in EG 201 399 (see bibliography) and shown in figure 1.

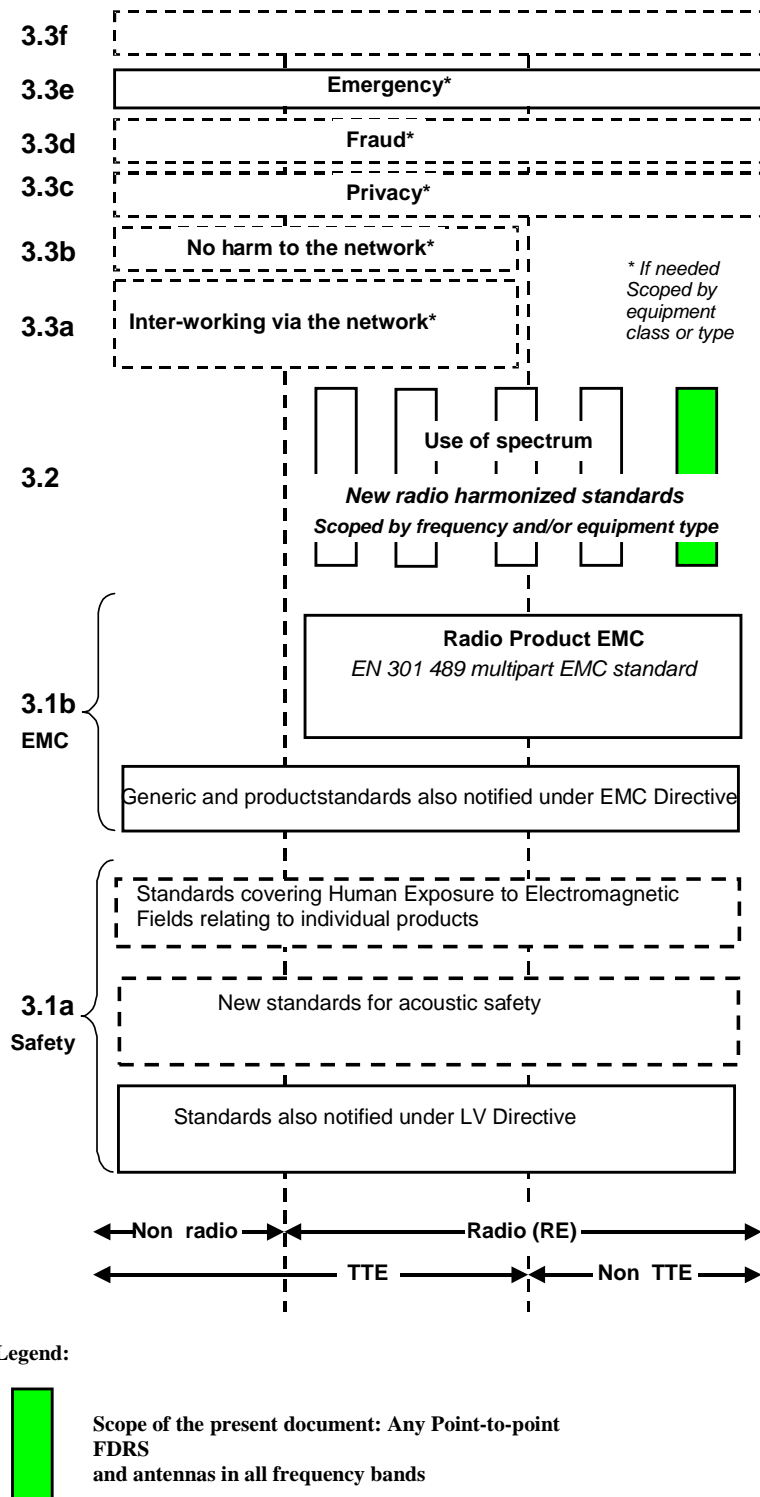


Figure 1: Modular structure for the various standards used under the R&TTE Directive

1 Scope

The present document is intended to cover the provisions of Directive 1999/5/EC (R&TTE Directive) [1] regarding article 3.2, which states that "[...] *radio equipment shall be so constructed that it effectively uses the spectrum allocated to terrestrial/space radio communications and orbital resources so as to avoid harmful interference*".

The present document is applicable only to antenna types that are intended for use with the systems falling within the scope of documents EN 302 217-2-2 (see bibliography) and EN 302 217-3 (see bibliography).

Those documents introduces requirements, for systems (equipment and antennas) that were formerly covered by EN 301 751 (see bibliography) and that are technically equivalent or less stringent requirements. Therefore, from a strictly technical point of view, it is expected that antennas, covered in the present document and already conforming to the previous EN 301 751 (see bibliography) or previous versions of the present harmonized standard, would not need a new test report for re-assessment of essential requirements according this new EN 302 217 series (see notes); however, legal implications with respect to the declaration of conformity have not been considered, not being in the scope of the present document.

NOTE 1: Few antenna types of the lower classes, covered by EN 301 751, have not been carried over since the first version of the present document because no longer considered appropriate, from the system point of view, with the increasing demand of spectrum in ETSI Countries, and therefore no more suitable for essential requirements under article 3.2 of the R&TTE Directive [1] within the European Union. Nevertheless, recognizing that ETSI ENs have worldwide relevance, they are still found into EN 302 217-4-1 (see bibliography).

In addition to the present document, other ENs that specify technical requirements in respect of essential requirements under other parts of article 3 of the R&TTE Directive will apply to equipment within the scope of the present document.

NOTE 2: A list of such ENs is included on the web site <http://www.newapproach.org>.

In order to technically cover different market and network requirements, with an appropriate balance of performance to cost and effective and appropriate use of the radio spectrum, the present document, together with EN 302 217-2-2 (see bibliography), offers a number of system types and antennas alternatives, for selection by administrations, operators and manufacturers dependent on the desired use of the radio spectrum and network/market requirements; those options include:

- channel separation alternatives (as provided by the relevant CEPT Recommendation);
- spectral efficiency class alternatives (different complexity of modulation formats provided in radio equipment standards);
- antenna directivity class alternatives (for different network density requirement).

The present document is considered applicable to fixed radio systems products with integral antennas, for which all the technical requirements included in the present document, in EN 302 217-2-2 (see bibliography) and in EN 302 217-3 (see bibliography) apply; the present document applies, as well, to separate antenna products, to which only the relevant technical requirements apply. For more background information on the equipment and antenna parameters relevant to Article 3.2 of the R&TTE Directive see EG 201 399 (see bibliography) and TR 101 506 (see bibliography).

2 References

The following documents contain provisions which, through reference in this text, constitute provisions of the present document.

- References are either specific (identified by date of publication and/or edition number or version number) or non-specific.
- For a specific reference, subsequent revisions do not apply.
- For a non-specific reference, the latest version applies.

Referenced documents which are not found to be publicly available in the expected location might be found at <http://docbox.etsi.org/Reference>.

NOTE: While any hyperlinks included in this clause were valid at the time of publication ETSI cannot guarantee their long term validity.

- [1] Directive 1999/5/EC of the European Parliament and of the Council of 9 March 1999 on radio equipment and telecommunications terminal equipment and the mutual recognition of their conformity (R&TTE Directive).
- [2] ETSI EN 301 126-3-1 (V1.1.2): "Fixed Radio Systems; Conformance testing; Part 3-1: Point-to-Point antennas; Definitions, general requirements and test procedures".
- [3] ETSI EN 302 217-1 (V1.2.1): "Fixed Radio Systems; Characteristics and requirements for point-to-point equipment and antennas; Part 1: Overview and system-independent common characteristics".

3 Definitions, symbols and abbreviations

3.1 Definitions

For the purposes of the present document, the terms and definitions given in EN 302 217-1 [3] apply.

3.2 Symbols

For the purposes of the present document, the symbols given in EN 302 217-1 [3] apply.

3.3 Abbreviations

For the purposes of the present document, the abbreviations given in EN 302 217-1 [3] apply.

4 Technical requirements specifications

In the following clauses, electrical characteristics are given as function of specific classification of the antennas according to the principles referred to in EN 302 217-4-1 (see bibliography).

The antenna supplier shall state, for each antenna type, the frequency band of operation and antenna gain at least at the frequency band edges and at mid-band. An antenna, which employs a radome, shall meet the requirements of the present document with the radome in place. The antenna system shall radiate a linear (single or dual) polarized wave. In bands where frequency co-ordination is applied, single polarized antennas shall meet cross-polar RPE and XPD requirements also.

NOTE: In bands where frequency co-ordination is not applied, cross-polar RPE and XPD are not considered as essential requirements for R&TTE Directive [1] conformance, even if the antenna is actually dual polarized. Values given in the present document should be considered for reference purposes only. For definition of co-ordination in frequency bands, refer to definitions in EN 302 217-1 [3].

4.1 Environmental profile

The required environmental profile for operation of the antenna or the equipment-antenna assembly (in case of systems with integral antenna) shall be declared by the supplier. The antenna shall comply with all the technical requirements of the present document at all times when operating within the boundary limits of the declared operational environmental profile. For testing the compliance to technical requirements refer also to EN 301 126-3-1 [2] and clause 5 in the present document.

4.2 Radiation Pattern Envelope (RPE)

The present document defines only RPE which characteristics are considered suitable, within the European Community, and relevant to essential requirements under article 3.2 of the R&TTE Directive [1]; however, it is recognized that ETSI ENs have worldwide relevance and therefore, in other countries, there might be applications and low density radio networks that justify a different trade-off in terms of performance, size and cost. Therefore in EN 302 217-4-1 (see bibliography) other Class 1 antenna RPE are standardized for such purpose.

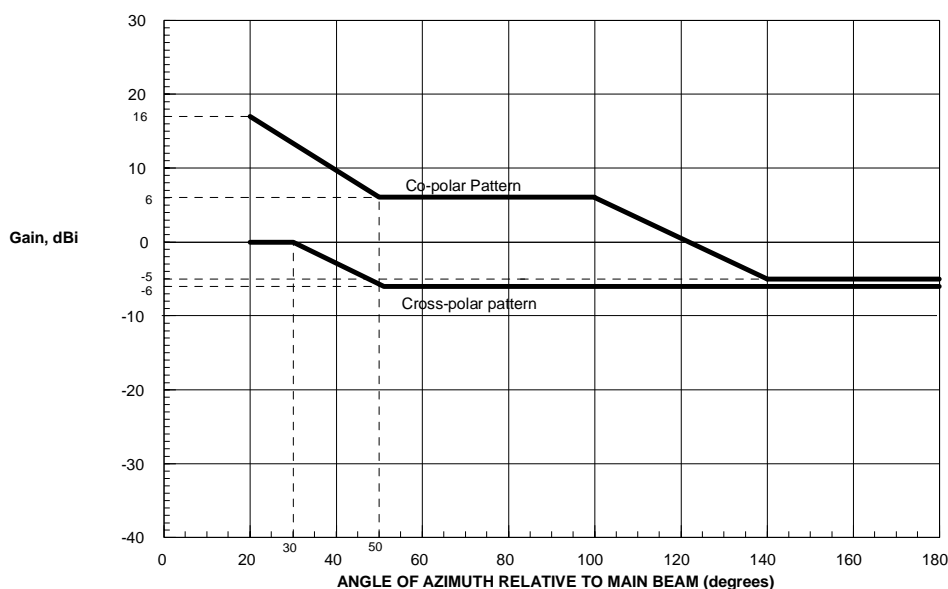
Not all classes of antennas defined in EN 302 217-4-1 (see bibliography) are presently represented by specific RPEs in the present document; missing RPEs are intended for future inclusion whenever the market might possibly require them. Table 1 provides for each frequency range an overview of the currently standardized antenna classes.

Table 1: Summary of RPE classes represented in the present document

Frequency range (GHz)	Antenna Radiation Pattern Envelope (RPE) class
1 to 3	1A, 1B, 1C, 2, 3
3 to 14	2, 3, 4
14 to 20	2, 3, 4
20 to 24	2, 3, 4
24 to 30	2, 3, 4
30 to 47	2, 3A, 3B, 3C, 4
47 to 66	2, 3A, 3B
71 to 86	No class defined

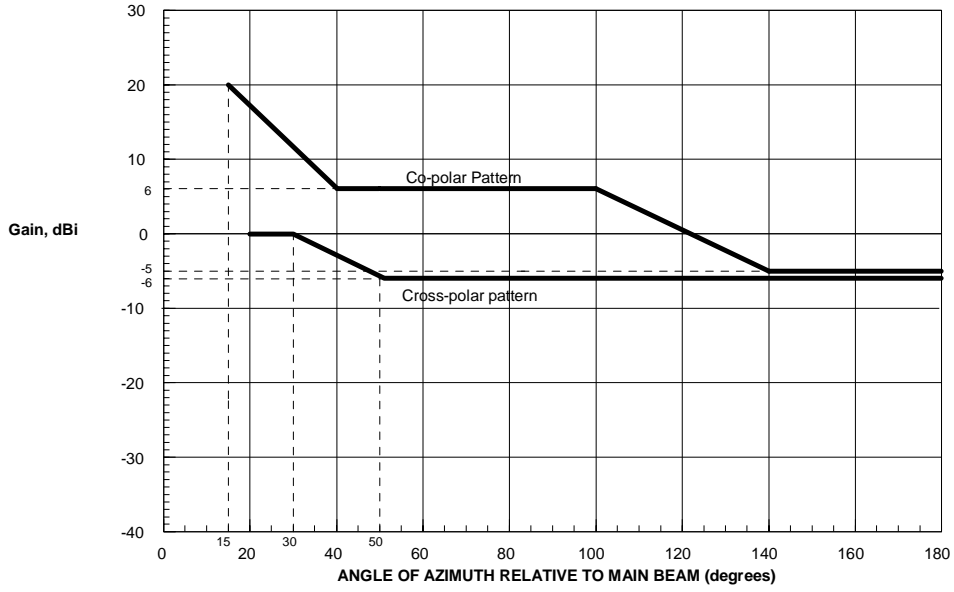
4.2.1 Frequency range 0: 1 GHz to 3 GHz

The choice of antenna depends on the application planned for this band, requirements of the operators and the responsible administration. Figures 2 to 7 give the RPEs for antenna classes 1, 2 and 3.



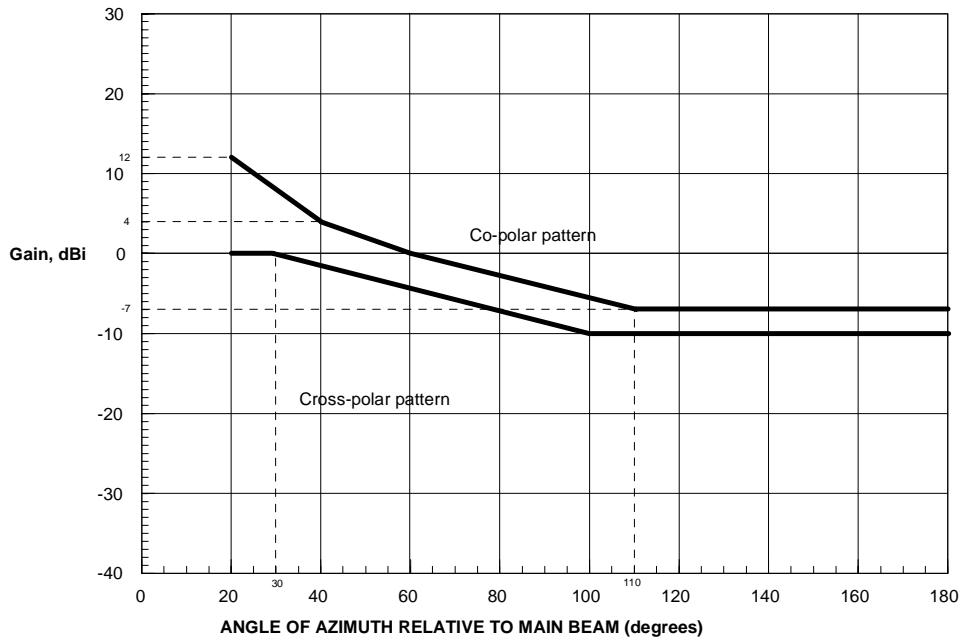
Angle (°)	Co-polar (dBi)	Angle (°)	Cross-polar (dBi)
20	16	20	0
50	6	30	0
100	6	50	-6
140	-5	180	-6
180	-5		

Figure 2: Class 1A antenna RPE (1 GHz to 3 GHz)



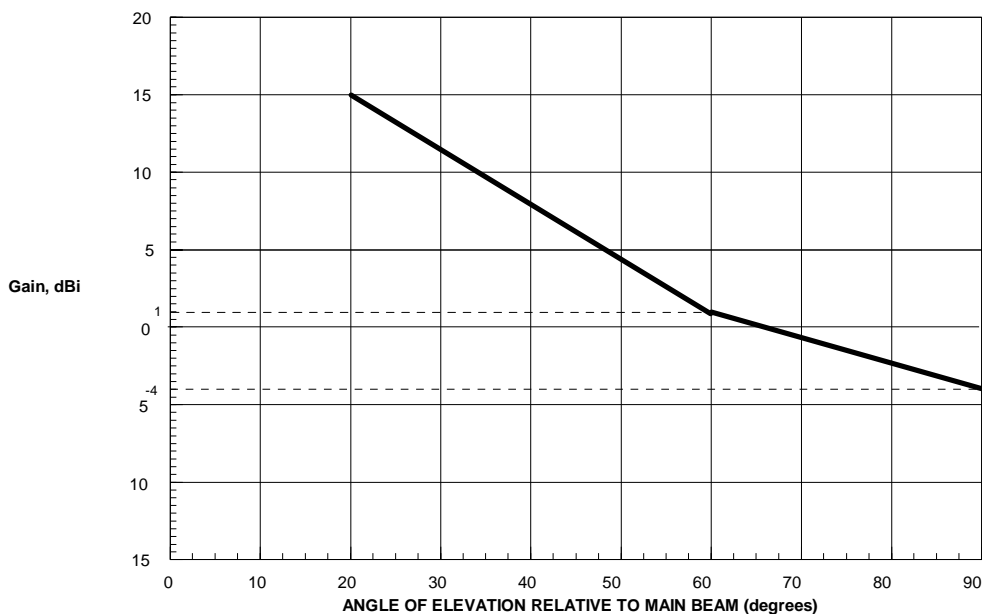
Angle (°)	Co-polar (dBi)	Angle (°)	Cross-polar (dBi)
15	20	20	0
40	6	30	0
100	6	50	-6
140	-5	180	-6
180	-5		

Figure 3: Class 1B antenna RPE (1 GHz to 3 GHz)



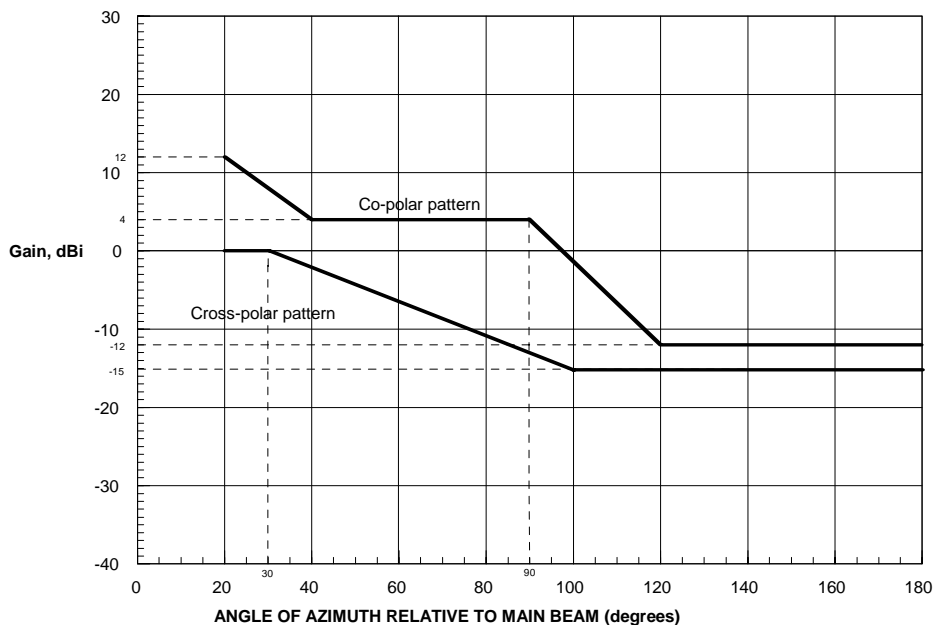
Azimuth angle (°)	Co-polar (dBi)	Azimuth angle (°)	Cross-polar (dBi)
20	12	20	0
40	4	30	0
110	-7	100	-10
180	-7	180	-10

Figure 4: Class 1C antenna RPE (1 GHz to 3 GHz, azimuth plane)



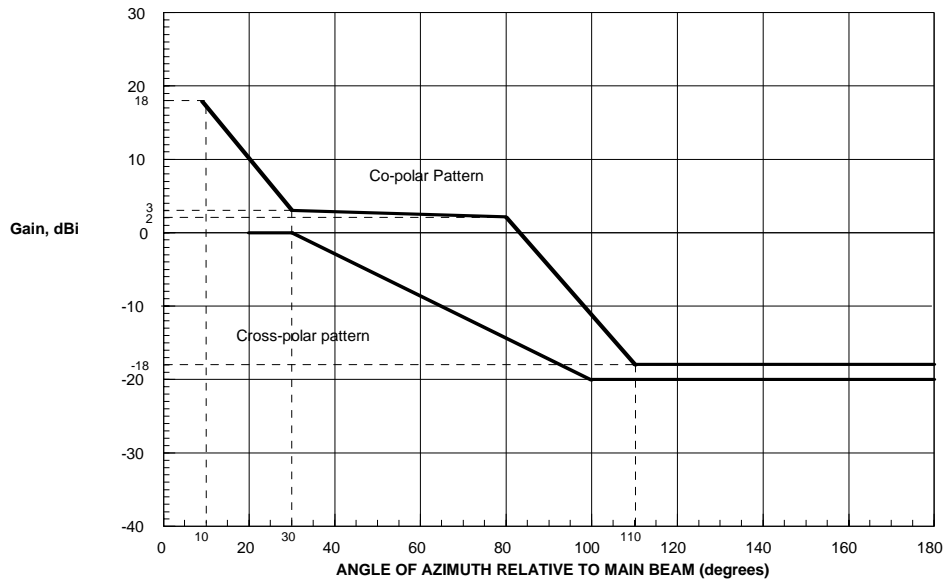
Elevation angle (°)	dBi
20	15
60	1
90	-4

Figure 5: Class 1C antennas RPE (1 GHz to 3 GHz, elevation plane)



Angle (°)	Co-polar (dBi)	Angle (°)	Cross-polar (dBi)
20	12	20	0
40	4	30	0
90	4	100	-15
120	-12	180	-15
180	-12		

Figure 6: Class 2 antenna RPE (1 GHz to 3 GHz)

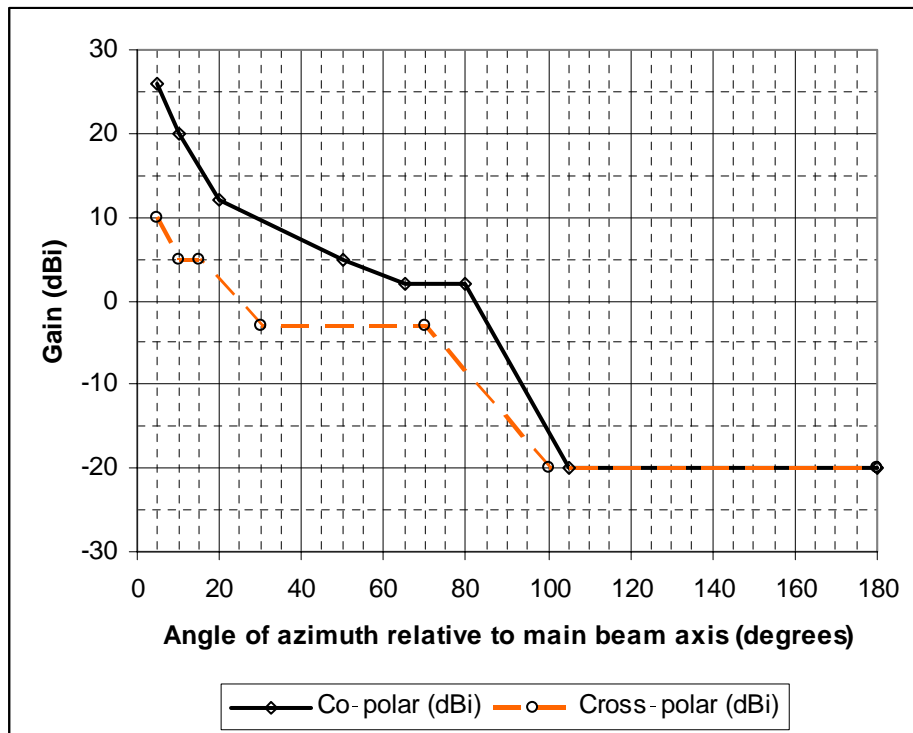


Angle (°)	Co-polar (dBi)	Angle (°)	Cross-polar (dBi)
10	18	20	0
30	3	30	0
80	2	100	-20
110	-18	180	-20
180	-18		

Figure 7: Class 3 antenna RPE (1 GHz to 3 GHz)

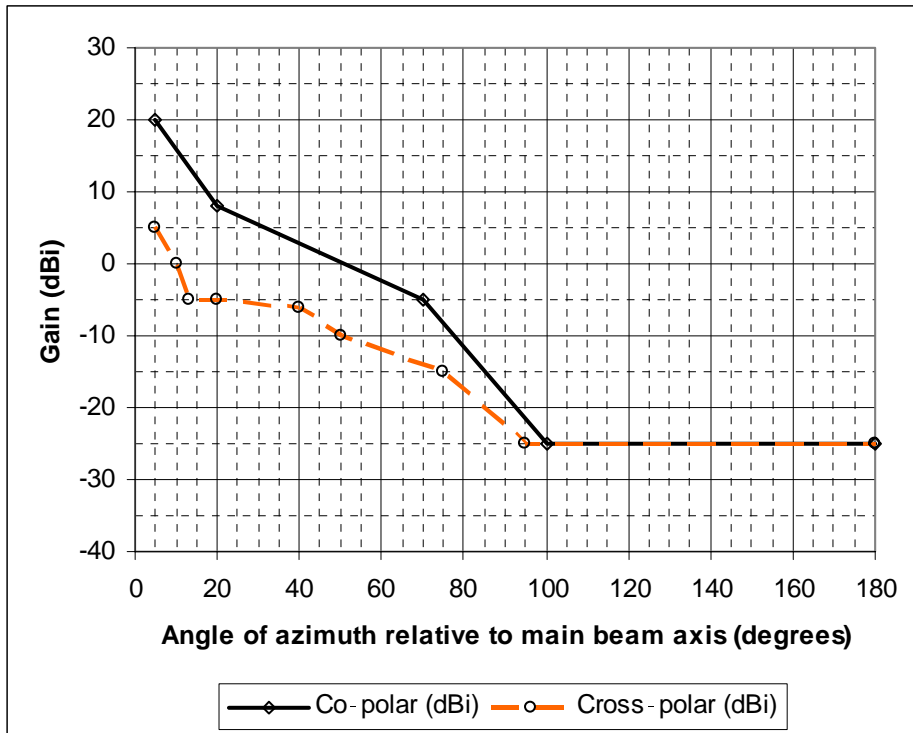
4.2.2 Frequency range 1: 3 GHz to 14 GHz

The choice of antenna depends on the application planned for this band, requirements of the operators and the responsible administration. Figures 8 to 10 give the RPEs for antenna classes 2, 3 and 4.



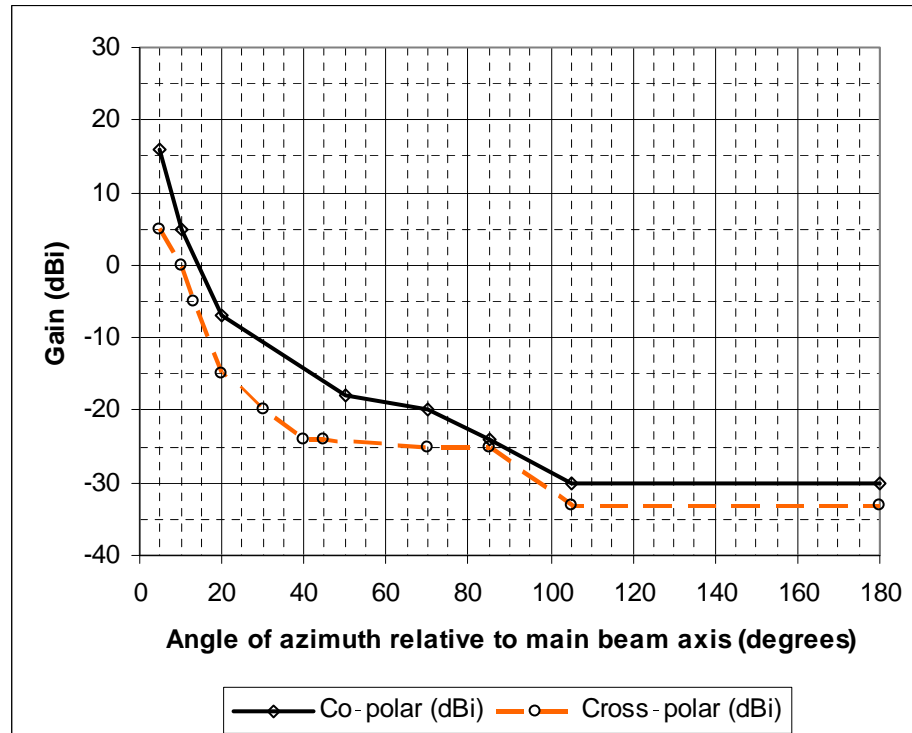
Angle (°)	Co-polar (dBi)	Angle (°)	Cross-polar (dBi)
5	26	5	10
10	20	10	5
20	12	15	5
50	5	30	-3
65	2	70	-3
80	2	100	-20
105	-20	180	-20
180	-20		

Figure 8: Class 2 antennas RPE (3 GHz to 14 GHz)



Angle (°)	Co-polar (dBi)	Angle (°)	Cross-polar (dBi)
5	20	5	5
20	8	10	0
70	-5	13	-5
100	-25	20	-5
180	-25	40	-6
		50	-10
		75	-15
		95	-25
		180	-25

Figure 9: Class 3 antennas RPE (3 GHz to 14 GHz)

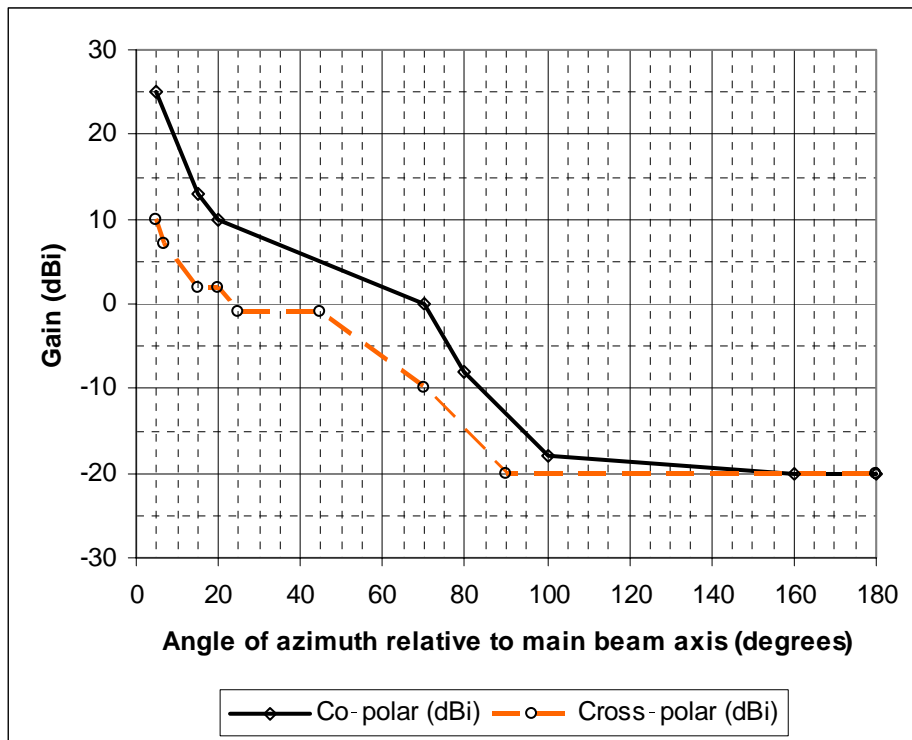


Angle (°)	Co-polar (dBi)	Angle (°)	Cross-polar (dBi)
5	16	5	5
10	5	10	0
20	-7	13	-5
50	-18	20	-15
70	-20	30	-20
85	-24	40	-24
105	-30	45	-24
180	-30	70	-25
		85	-25
		105	-33
		180	-33

Figure 10: Class 4 antennas RPE (3 GHz to 14 GHz)

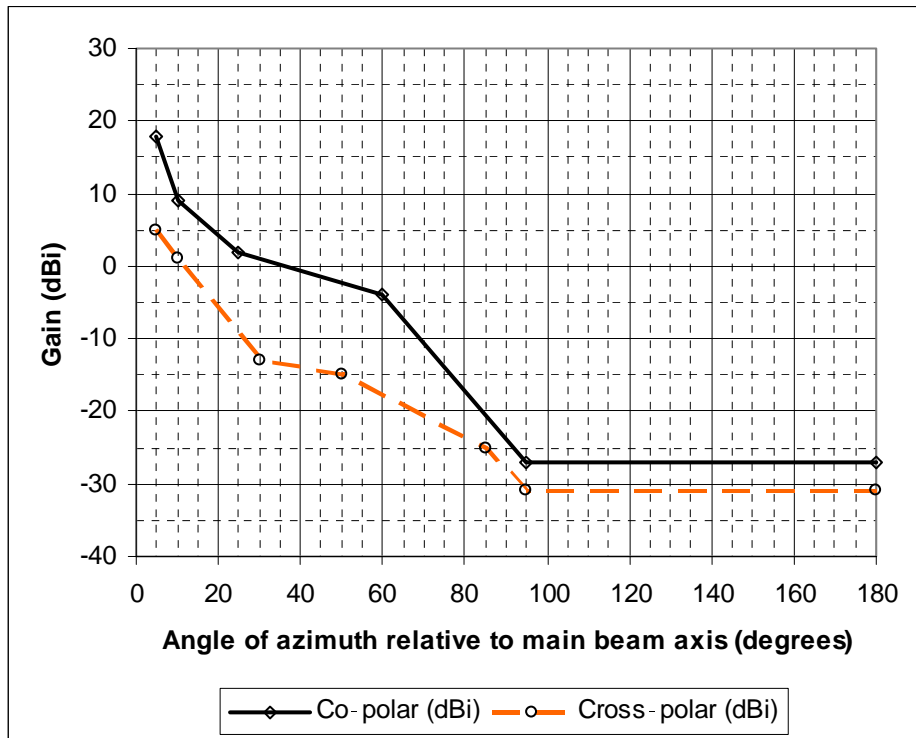
4.2.3 Frequency range 2: 14 GHz to 20 GHz

The choice of antenna depends on the application planned for this band, requirements of the operators and the responsible administration. Figures 11 to 13 give the RPEs for antenna classes 2 to 4.



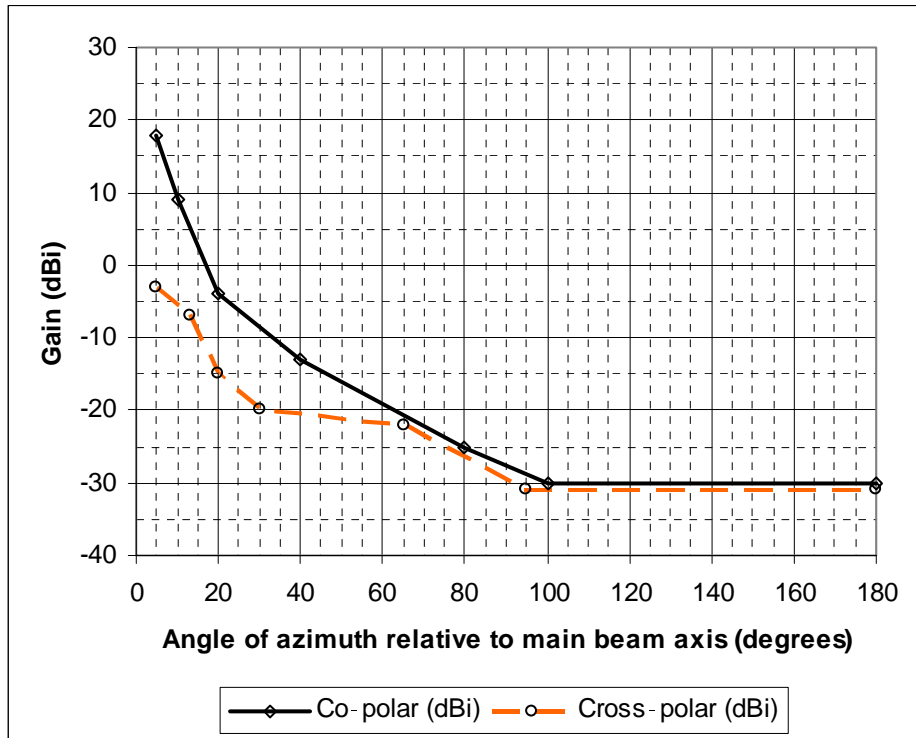
Angle (°)	Co-polar (dBi)	Angle (°)	Cross-polar (dBi)
5	25	5	10
15	13	7	7
20	10	15	2
70	0	20	2
80	-8	25	-1
100	-18	45	-1
160	-20	70	-10
180	-20	90	-20
		180	-20

Figure 11: Class 2 antennas RPE (14 GHz to 20 GHz)



Angle (°)	Co-polar (dBi)	Angle (°)	Cross-polar (dBi)
5	18	5	5
10	9	10	1
25	2	30	-13
60	-4	50	-15
95	-27	85	-25
180	-27	95	-31
		180	-31

Figure 12: Class 3 antennas RPE (14 GHz to 20 GHz)

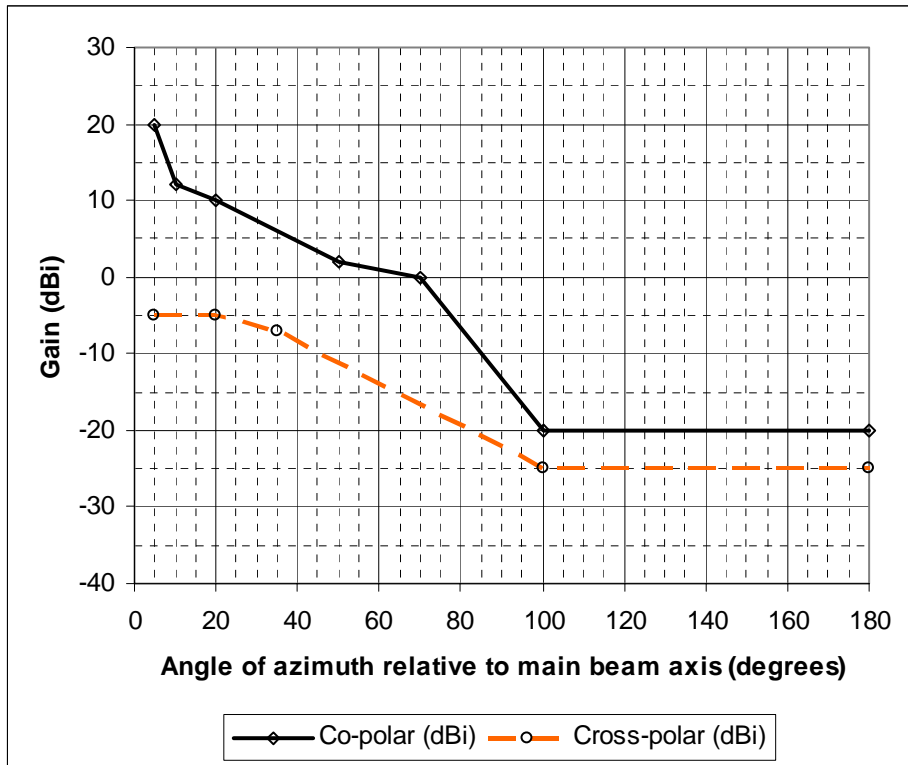


Angle (°)	Co-polar (dBi)	Angle (°)	Cross-polar (dBi)
5	18	5	-3
10	9	13	-7
20	-4	20	-15
40	-13	30	-20
80	-25	65	-22
100	-30	95	-31
180	-30	180	-31

Figure 13: Class 4 antennas RPE (14 GHz to 20 GHz)

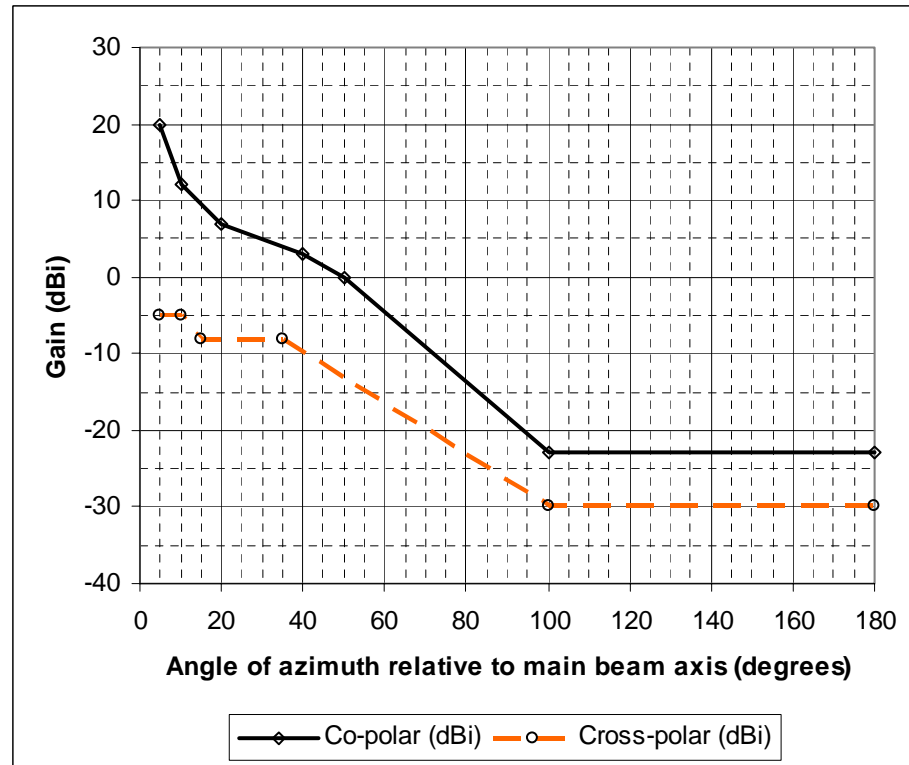
4.2.4 Frequency range 3: 20 GHz to 24 GHz

The choice of antenna depends on the application planned for this band, requirements of the operators and the responsible administration. Figures 14 to 16 give the RPEs for antenna classes 2 to 4.



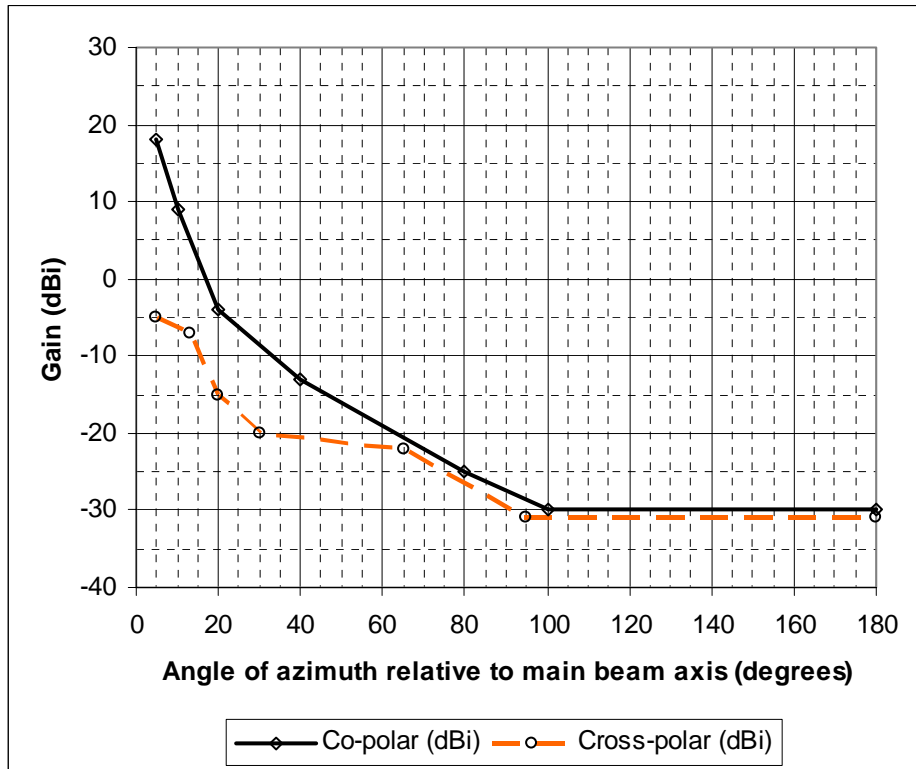
Angle (°)	Co-polar (dBi)	Angle (°)	Cross-polar (dBi)
5	20	5	-5
10	12	20	-5
20	10	35	-7
50	2	100	-25
70	0	180	-25
100	-20		
180	-20		

Figure 14: Class 2 antennas RPE (20 GHz to 24 GHz)



Angle (°)	Co-polar (dBi)	Angle (°)	Cross-polar (dBi)
5	20	5	-5
10	12	10	-5
20	7	15	-8
40	3	35	-8
50	0	100	-30
100	-23	180	-30
180	-23		

Figure 15: Class 3 antennas RPE (20 GHz to 24 GHz)



Angle (°)	Co-polar (dBi)	Angle (°)	Cross-polar (dBi)
5	18	5	-5
10	9	13	-7
20	-4	20	-15
40	-13	30	-20
80	-25	65	-22
100	-30	95	-31
180	-30	180	-31

Figure 16: Class 4 antennas RPE (20 GHz to 24 GHz)

4.2.5 Frequency range 4: 24 GHz to 30 GHz

The choice of antenna depends on the application planned for this band, requirements of the operators and the responsible administration. Figures 17 to 19 give the RPEs for antenna classes 2 to 4.

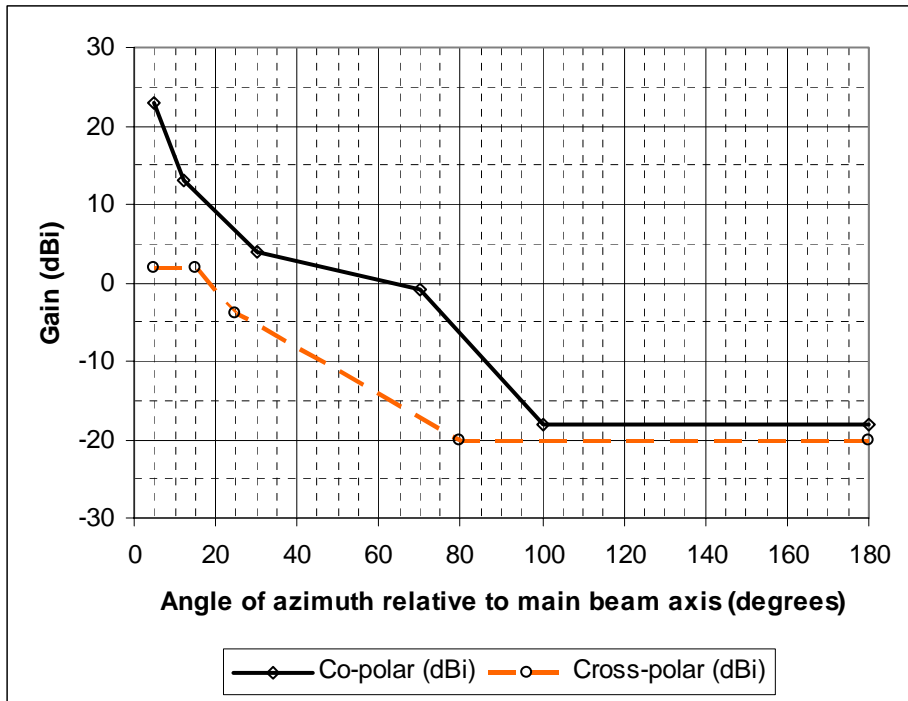


Figure 17: Class 2 antenna RPE (24 GHz to 30 GHz)

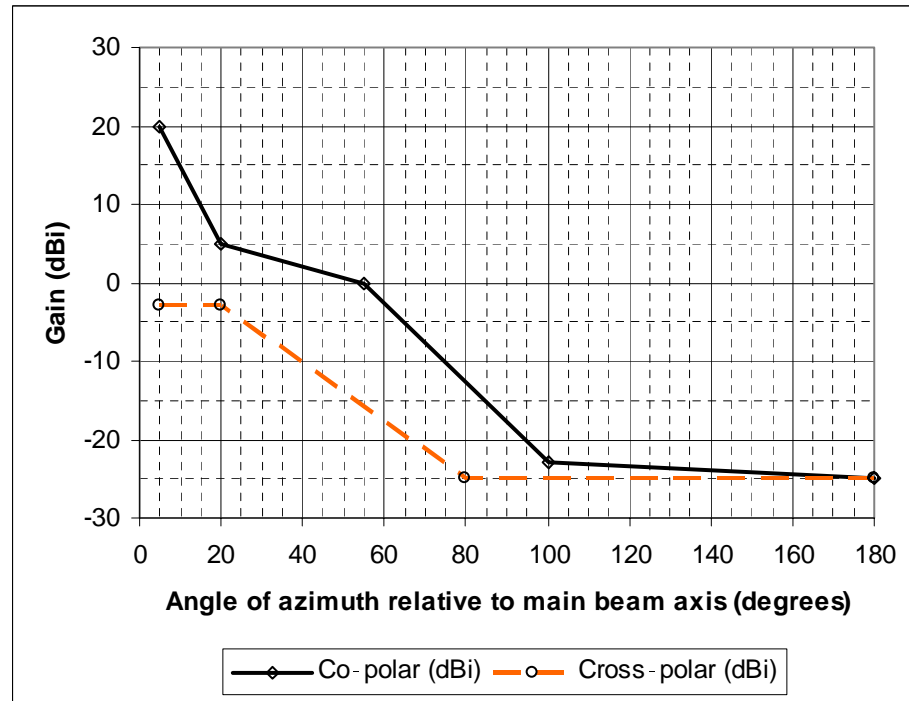


Figure 18: Class 3 antennas RPE (24 GHz to 30 GHz)

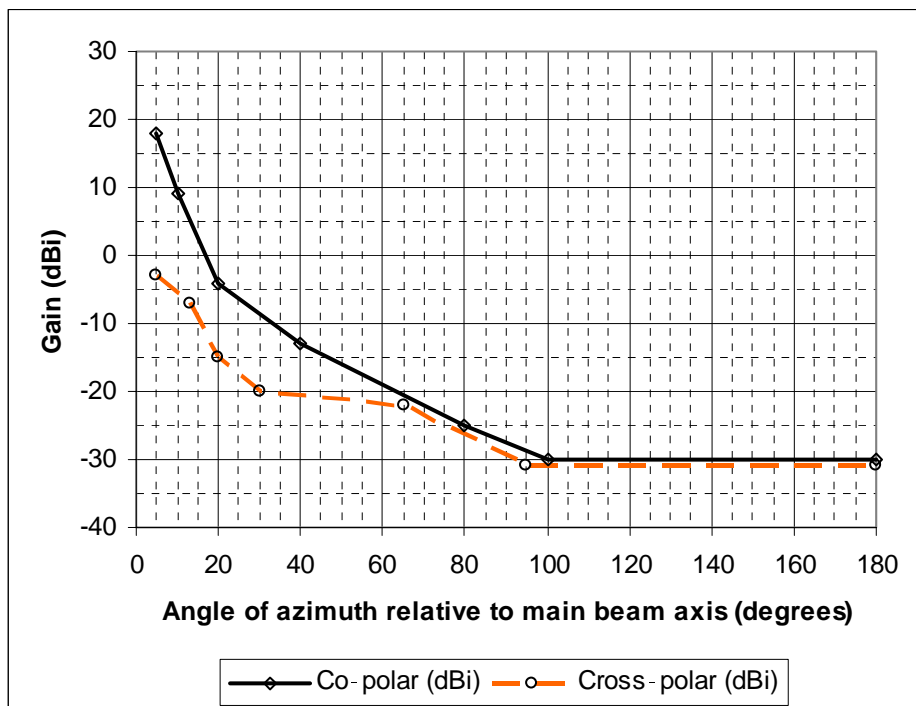


Figure 19: Class 4 antennas RPE (24 GHz to 30 GHz)

4.2.6 Frequency range 5: 30 GHz to 47 GHz

The choice of antenna depends on the application planned for this band, requirements of the operators and the responsible administration. Figures 20 to 24 give the RPEs for antenna classes 2, 3 and 4.

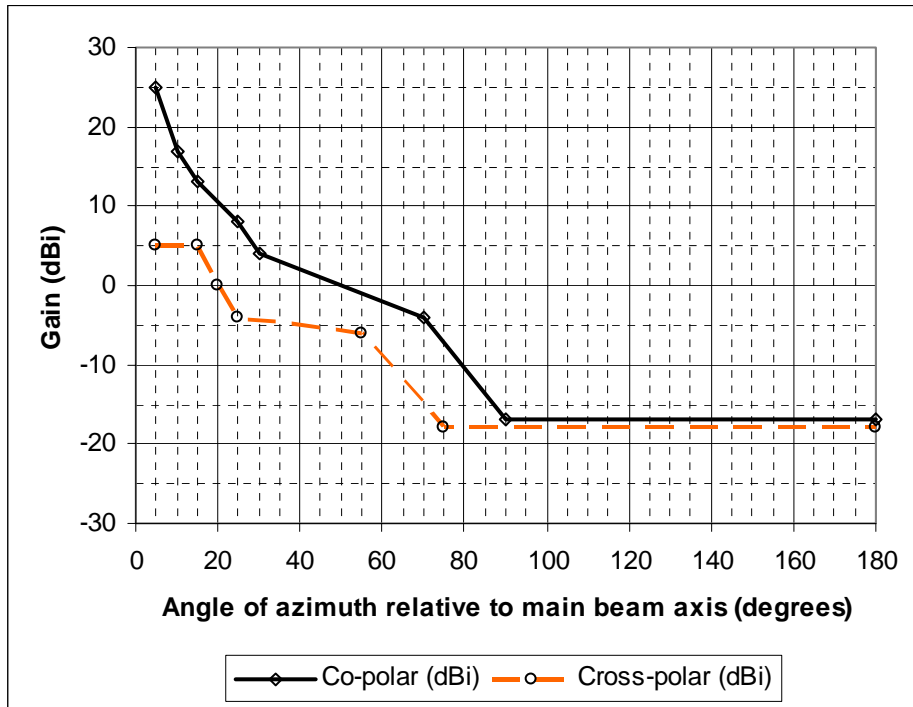


Figure 20: Class 2 antennas RPE (30 GHz to 47 GHz)

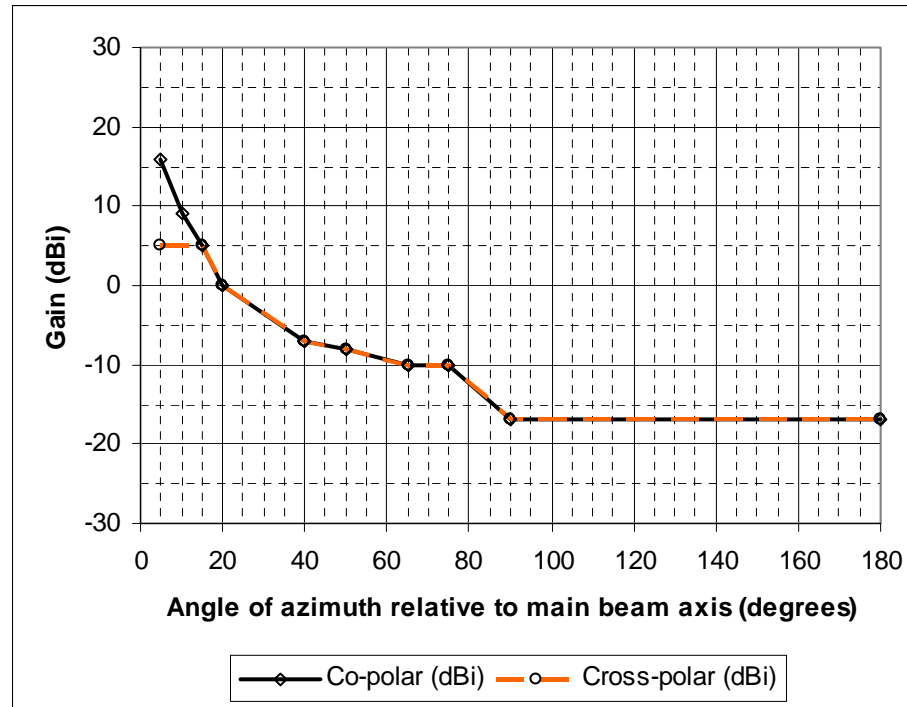


Figure 21: Class 3 A antennas RPE (30 GHz to 47 GHz, applicable to single vertical polarized antennas only)

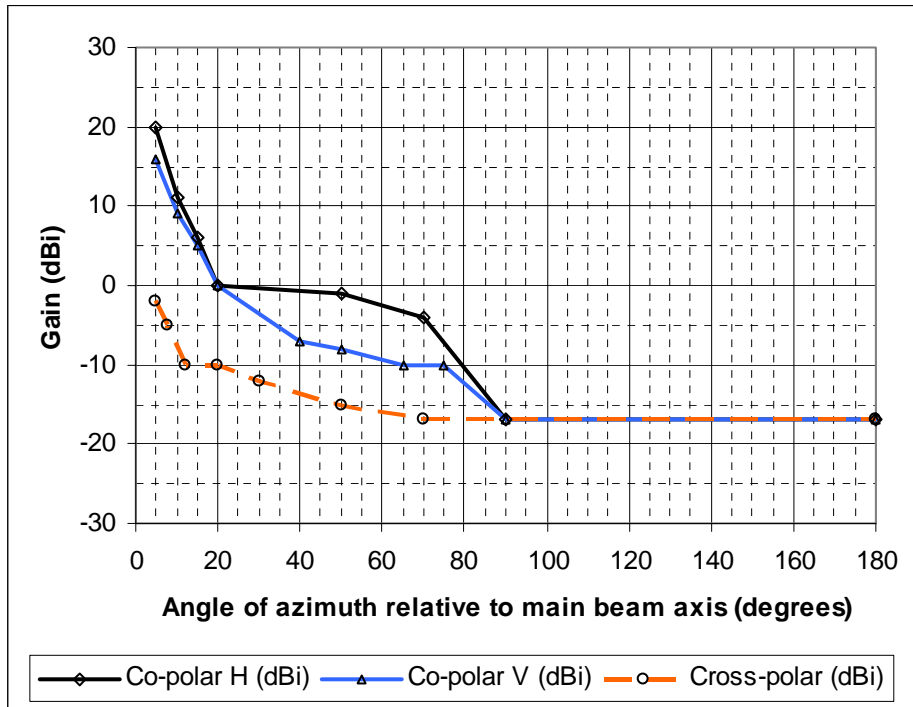


Figure 22: Class 3B antennas RPE (30 GHz to 47 GHz)

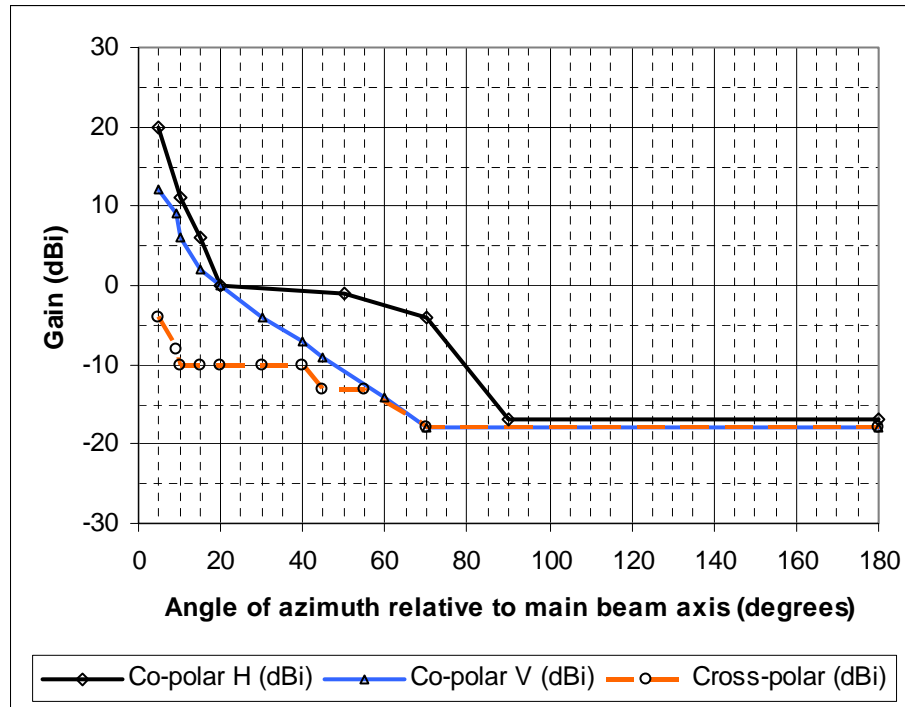
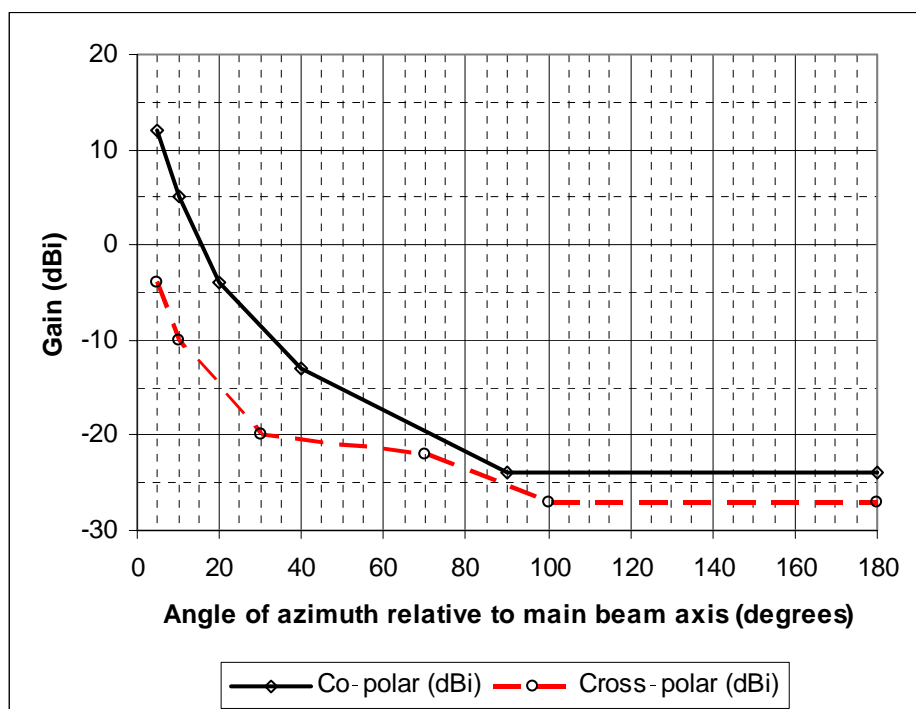


Figure 23: Class 3C antennas RPE (30 GHz to 47 GHz)

Angle (°)	Co-polar H (dBi)	Angle (°)	Co-polar V (dBi)	Angle (°)	Cross-polar (dBi)
5	20	5	16	5	-2
10	11	10	9	8	-5
15	6	15	5	12	-10
20	0	20	0	20	-10
50	-1	40	-7	30	-12
70	-4	50	-8	50	-15
90	-17	65	-10	70	-17
180	-17	75	-10	180	-17
		90	-17		
		180	-17		

Angle (°)	Co-polar H (dBi)	Angle (°)	Co-polar V (dBi)	Angle (°)	Cross-polar (dBi)
5	20	5	12	5	-4
10	11	9	9	9	-8
15	6	10	6	10	-10
20	0	15	2	15	-10
50	-1	20	0	20	-10
70	-4	30	-4	30	-10
90	-17	40	-7	40	-10
180	-17	45	-9	45	-13
		60	-14	55	-13
		70	-18	70	-18
		180	-18	180	-18



Angle (°)	Co-polar (dBi)	Angle (°)	Cross-polar (dBi)
5	12	5	-4
10	5	10	-10
20	-4	30	-20
40	-13	70	-22
90	-24	100	-27
180	-24	180	-27

Figure 24: Class 4 antennas RPE (30 GHz to 47 GHz)

4.2.7 Frequency range 6: 47 GHz to 66 GHz

The choice of antenna depends on the application planned for this band, requirements of the operators and the responsible administration. Figures 25 to 27 give the RPEs for antenna classes 2 and 3.

NOTE: In the 58 GHz and 65 GHz bands, where simplified or no frequency co-ordination procedures are applied, cross-polar RPE is not considered as essential requirements for R&TTE Directive [1] conformance, even if the antenna is actually dual polarized. Values given below, for completeness, should be considered for reference purposes only.

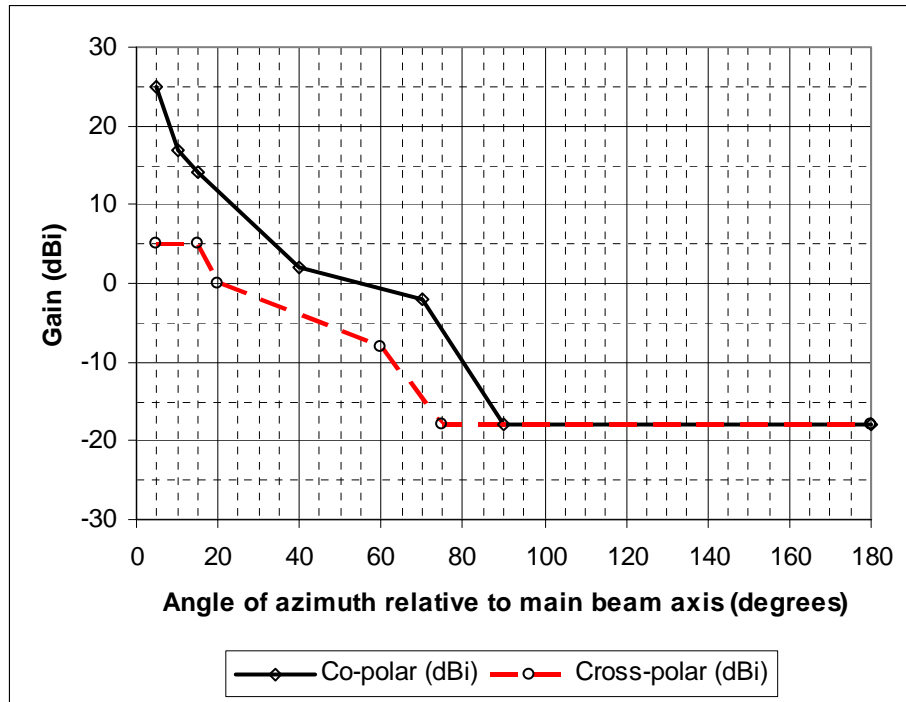


Figure 25: Class 2 antennas RPE (47 GHz to 66 GHz)

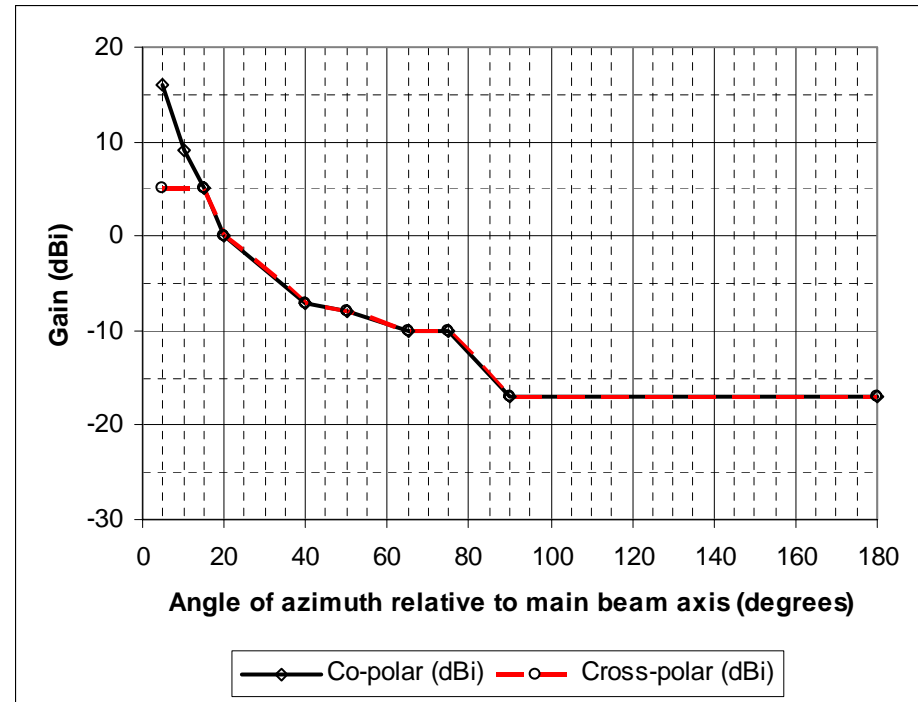
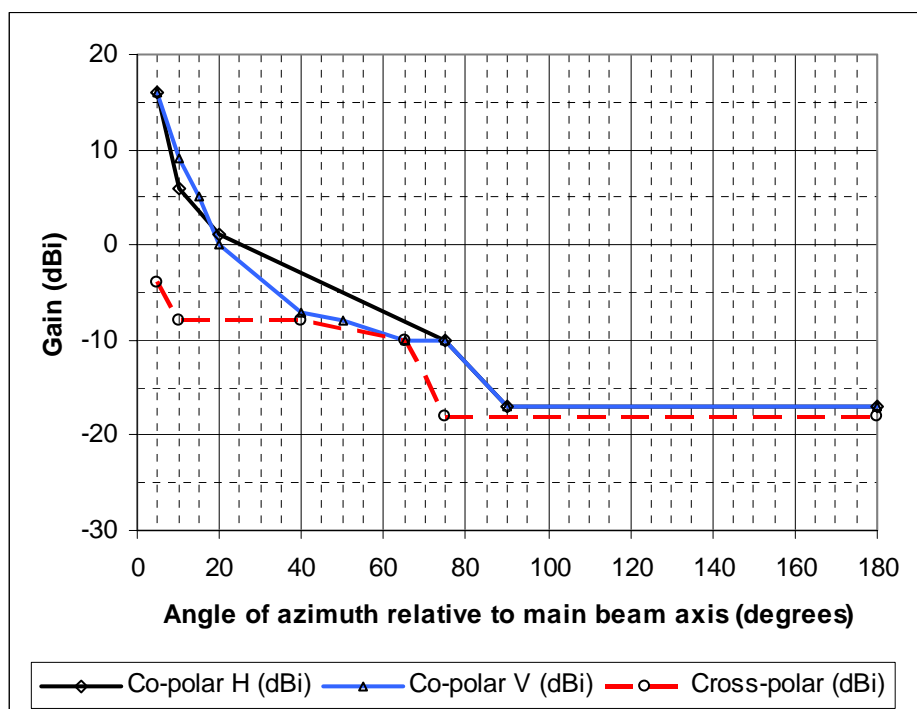


Figure 26: Class 3A antennas RPE (47 GHz to 66 GHz, vertically polarized only)



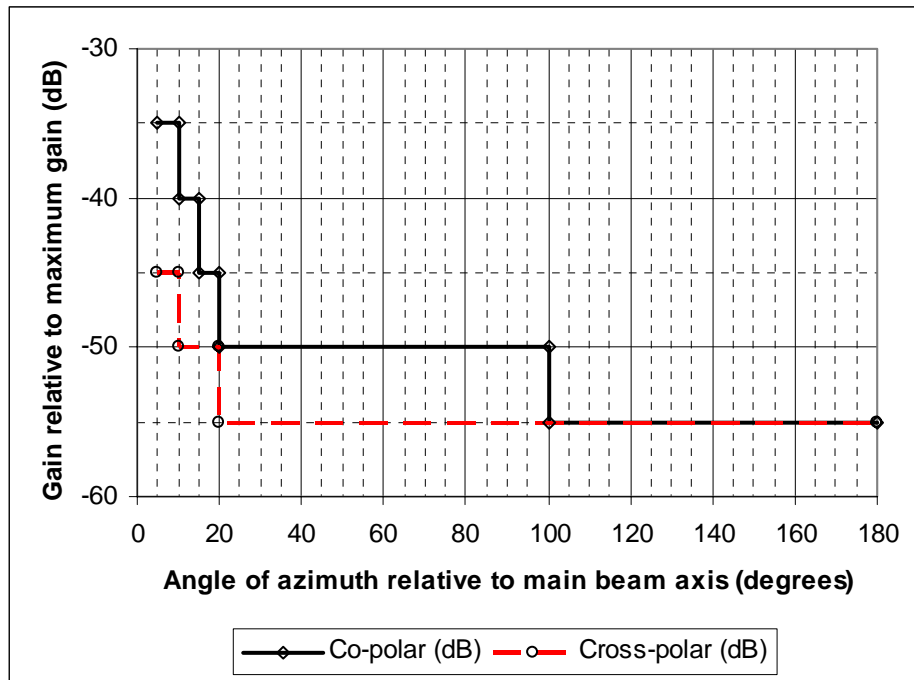
Angle (°)	Co-polar H (dBi)	Angle (°)	Co-polar V (dBi)	Angle (°)	Cross-polar (dBi)
5	16	5	16	5	-4
10	6	10	9	10	-8
20	1	15	5	40	-8
75	-10	20	0	65	-10
90	-17	40	-7	75	-18
180	-17	50	-8	180	-18
		65	-10		
		75	-10		
		90	-17		
		180	-17		

Figure 27: Class 3B antennas RPE (limited to 47 GHz to 60 GHz range)

4.2.8 Frequency range 7: 71 GHz to 86 GHz

In this frequency range no classes are defined. The maximum RPE is given only in term of gain relative to the maximum gain in the main beam axis.

Figure 28 gives the maximum permitted relative RPEs.



Angle (°)	Co-polar (dB)	Angle (°)	Cross-polar (dB)
5	-35	5	-45
10	-40	10	-50
15	-45	20	-55
20	-50	180	-55
100	-50		
100	-55		
180	-55		

Figure 28: Antennas relative RPE (71 GHz to 86 GHz)

4.3 Cross-Polar Discrimination (XPD)

4.3.1 Frequency range 1 GHz to 3 GHz

Two XPD categories are applicable to this frequency range:

- Category 1: Standards XPD with 20 dB minimum requirement.
- Category 2: High XPD with 25 dB minimum requirement.

The XPD corresponding to the RPEs classes referenced in clause 4.2 shall be equal to or higher than those values defined in table 2.

Table 2: Minimum XPD for each antenna class

Class	Minimum XPD (dB)
1C	20 (XPD category 1)
1A and 1B	25 (XPD category 2)
2	25 (XPD category 2)
3	25 (XPD category 2)

NOTE: XPD values are intended to be met with respect to the azimuth plane only and within an angle twice the half power beamwidth of the co-polarized main beam.

4.3.2 Frequency range 3 GHz to 66 GHz

In this frequency range, three categories are defined according sub-ranges of frequency and minimum requirements as defined in table 3. The supplier shall declare which XPD Category the antenna refers to.

The XPD shall be equal to or higher than those values defined in table 3.

In figures 29 and 30, masks are given for XPD measurements around the main beam axis.

Table 3: Minimum XPD requirement per frequency range and category

Frequency ranges	Standard XPD	High XPD	
	Category 1 (see note 1) (dB)	Category 2 (see note 2) (dB)	Category 3 (see note 3) (dB)
Range 1 (3 GHz to 14 GHz)	27	35	35 40 (see note 4)
Range 2 (14 GHz to 20 GHz)	27	34	34
Range 3 (20 GHz to 24 GHz)	27	34	34
Range 4 (24 GHz to 30 GHz)	27	34	34
Range 5 (30 GHz to 47 GHz)	27	30	30
Range 6 (47 GHz to 66 GHz)	27 (see note 5)	Not applicable	Not applicable

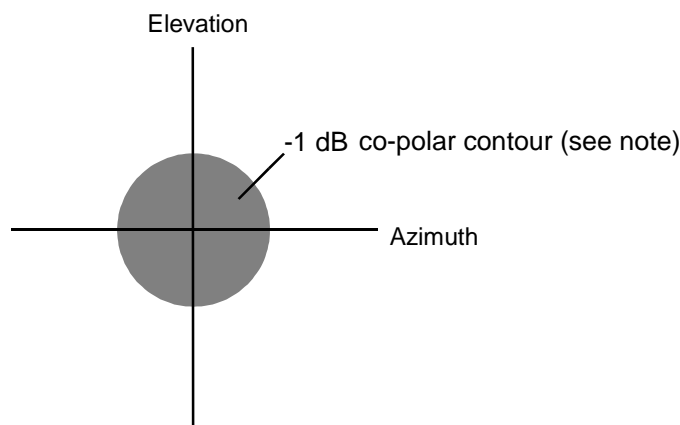
NOTE 1: XPD values intended to be met with respect to the azimuth plane only and within the 1 dB beamwidth of the co-polarized main beam.

NOTE 2: XPD values intended to be met within the 1 dB co-polar contour referred in figure 29.

NOTE 3: XPD values intended to be met within the 1 dB co-polar contour and the region B referred in figure 30.

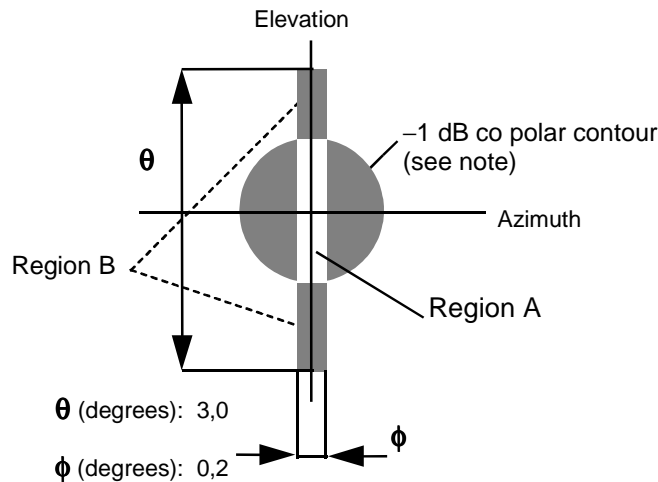
NOTE 4: Additional XPD values intended to be met within region A referred in figure 30.

NOTE 5: In 58 GHz and 65 GHz bands, where simplified or no frequency co-ordination procedures are applied, XPD is not considered as essential requirements for R&TTE Directive [1] conformance, even if the antenna is actually dual polarized. The value given in the present document should be considered for reference purposes only.



NOTE: For the dual band antennas -1 dB contour for the highest frequency band shall be used.

Figure 29: Category 2 mask for XPD measurements around the main beam axis



NOTE: For the dual band antennas the -1 dB and other contours for the highest frequency band shall be used.

Figure 30: Category 3 mask for XPD measurements around the main beam axis

4.4 Antenna gain

The actual antenna gain will contribute to the EIRP value, which is the basic parameter that must be taken account of in order to control interference on the network. Therefore, the antenna supplier shall declare the nominal gain and its tolerance. Those values will be used for the test report eventually required for fulfilling obligation of the R&TTE Directive [1].

In addition, for the bands 71 GHz - 76 GHz and 81 GHz - 86 GHz, the antennas under the scope of the present document shall have a minimum nominal gain of 38 dBi.

NOTE: Additional information on antenna gain may be found in EN 302 217-4-1 (see bibliography).

5 Testing for compliance with technical requirements

5.1 Environmental conditions for testing

The technical requirements of the present document apply under the environmental profile for intended operation of the antenna, which shall be declared by the supplier.

The environmental profile may be determined by the environmental class of the equipment, intended for outdoor usage, according to the guidance given in clause 4.4 of EN 301 126-1 (see bibliography).

The antenna shall comply with all the requirements of the present document at all times when operating within the boundary limits of the declared operational environmental profile.

Any test, requested to generate the test report and/or declaration of conformity in order to fulfil any Conformity assessment procedure foreseen by the R&TTE Directive [1], for integral or stand-alone DFRS antennas (technical requirements of clause 4), shall be carried-out at reference environmental conditions of the test field according to clause 4.1 of EN 301 126-3-1 [2].

The test report shall be produced according to the procedure set out by article 10 of the R&TTE Directive [1].

5.2 Wide radio-frequency band covering antennas specification and tests

DFRS antennas commonly cover an operating frequency range. The antenna parameters shall comply with all the requirements of the present document at any possible operating frequency.

The tests, requested to generate the test report and/or declaration of conformity in order to fulfil any Conformity assessment procedure foreseen by the R&TTE Directive [1], shall be carried-out at the highest and the lowest possible operating frequency.

5.3 Essential antenna test suites

Table 4 states, where applicable, the test methods for Radiation Pattern Envelope (RPE), Cross-Polar Discrimination (XPD) and gain.

Table 4: Transmitter/receiver antenna parameters - test clauses and conditions

Clause	Parameter	EN 301 126-3-1 [2] reference clause for the test methods	Climatic conditions		Other specific conditions
			Reference	Extreme	
4	Antenna directional requirements				
4.1	Radiation Pattern Envelope (Off-axis EIRP density)	6.1	X		
4.2	Antenna gain	6.3	X		Test against the declared gain
4.3	Antenna Cross-Polar Discrimination (XPD)	6.2	X		

Annex A (normative): HS Requirements and conformance Test specifications Table (HS-RTT)

The HS Requirements and conformance Test specifications Table (HS-RTT) in table A.1 serves a number of purposes, as follows:

- it provides a statement of all the essential requirements in words and by cross reference to (a) specific clause(s) in the present document or to (a) specific clause(s) in a specific referenced document;
- it provides a statement of all the test procedures corresponding to those essential requirements by cross reference to (a) specific clause(s) in the present document or to (a) specific clause(s) in (a) specific referenced document(s);
- it qualifies each requirement to be either:
 - Unconditional: meaning that the requirement applies in all circumstances, or
 - Conditional: meaning that the requirement is dependant on the manufacturer having chosen to support optional functionality defined within the schedule.
- in the case of Conditional requirements, it associates the requirement with the particular optional service or functionality;
- it qualifies each test procedure to be either:
 - Essential: meaning that it is included with the Essential Radio Test Suite and therefore the requirement shall be demonstrated to be met in accordance with the referenced procedures;
 - Other: meaning that the test procedure is illustrative but other means of demonstrating compliance with the requirement are permitted.

Table A.1: HS Requirements and conformance Test specifications Table (HS-RTT)

Harmonized Standard EN 302 217-4-2						
The following essential requirements and test specifications are relevant to the presumption of conformity under Article 3.2 of the R&TTE Directive						
Essential Requirement			Requirement Conditionality		Test Specification	
No	Description	Reference Clause No	U/C	Condition	E/O	Reference Clause No
1	Radiation Pattern Envelope (RPE)	4.2	C	See note 1	E	EN301 126-3-1 [2] Clause 6.1 (note 2 applies)
2	Cross Polar Discrimination (XPD)	4.3	C	See note 1	E	EN301 126-3-1 [2] Clause 6.3 (note 2 applies)
3	Gain	4.4	U		E	EN301 126-3-1 [2] Clause 6.2 (notes 2,3 apply)
NOTE 1: For antennas operating in frequency bands where simplified or no frequency co-ordination is applied, the cross-polar part of RPE and the XPD are not considered essential requirements (e.g. as in 58 GHz, 65 GHz and 71 GHz to 86 GHz band).						
NOTE 2: Essential Requirement applies at reference (as opposed to extreme) climatic conditions.						
NOTE 3: Test is applied against gain declared by supplier.						

Key to columns:

Essential Requirement:

No A unique identifier for one row of the table which may be used to identify a requirement or its test specification.

Description A textual reference to the requirement.

Clause Number Identification of clause(s) defining the requirement in the present document unless another document is referenced explicitly.

Requirement Conditionality:

U/C Indicates whether the requirement is to be *unconditionally* applicable (U) or is *conditional* upon the manufacturers claimed functionality of the equipment (C).

Condition Explains the conditions when the requirement shall or shall not be applicable for a technical requirement which is classified "conditional".

Test Specification:

E/O Indicates whether the test specification forms part of the Essential Radio Test Suite (E) or whether it is one of the Other Test Suite (O).

NOTE: All tests whether "E" or "O" are relevant to the requirements. Rows designated "E" collectively make up the Essential Radio Test Suite; those designated "O" make up the Other Test Suite; for those designated "X" there is no test specified corresponding to the requirement. The completion of all tests classified "E" as specified with satisfactory outcomes is a necessary condition for a presumption of conformity. Compliance with requirements associated with tests classified "O" or "X" is a necessary condition for presumption of conformity, although conformance with the requirement may be claimed by an equivalent test or by manufacturer's assertion supported by appropriate entries in the technical construction file.

Clause Number Identification of clause(s) defining the test specification in the present document unless another document is referenced explicitly Where no test is specified (that is, where the previous field is "X") this field remains blank.

Annex B (informative): The EN title in the official languages

Language	EN title
Bulgarian	Фиксирани радиосистеми. Характеристики и изисквания за съоръжения и антени за връзка от точка до точка. Част 4-2: Хармонизиран европейски стандарт (EN), покриващ съществените изисквания на член 3.2 от Директивата за радиосъоръжения и крайни далекосъобщителни устройства (R&TTED) за антени
Czech	Pevné rádiové systémy - Vlastnosti a požadavky na zařízení a antény mezi dvěma body - Část 4-2: Harmonizovaná EN pokrývající základní požadavky článku 3.2 Směrnice R&TTE pro antény
Danish	Faste radiotjenester; Karakteristik og krav til punkt-til-punkt udstyr og antenner; Del 4-2; Harmoniseret EN vedrørende væsentlige krav af artikel 3.2 i R&TTE direktivet for antenner
Dutch	Vaste radio systemen; Karakteristiek en vereisten voor punt-tot-punt apparatuur en antennes; Deel 4-2: Geharmoniseerde EN omvattende essentiële vereisten van Artikel 3.2 van de R&TTE directie voor antennes
English	Fixed Radio Systems; Characteristics and requirements for point-to-point equipment and antennas; Part 4-2: Harmonized EN covering essential requirements of Article 3.2 of R&TTE Directive for antennas
Estonian	Paiksed raadiosüsteemid; Raadioliinide seadmete ja antennide karakteristikud ja nõuded; Osa 4-2: R&TTE direktiivi artikli 3.2 põhinõudeid kajastav harmoneeritud EN antennidele
Finnish	Kiinteät radiojärjestelmät; Kahden pisteen välisten radiolinkkilaitteiden ja antennien ominaisuudet ja vaatimukset; Osa 4-2: Harmonisoitu Euronormi (EN), joka kattaa direktiivin 1999/05/EY artikkelin 3.2 tarkoittamat olennaiset vaatimukset antennille
French	Systèmes de Radio Fixes; caractéristiques et spécifications pour équipements et antennes; Partie 4-2: norme harmonisée, exigences essentielles sous l'article 3.2 de la Directive R&TTE pour les antennes
German	Richtfunksysteme; Merkmale und Anforderungen für Punkt-zu-Punkt Systeme und Antennen; Teil 4-2: Harmonisierte EN über grundlegende Anforderungen nach Artikel 3.2 der R&TTE-RL für Antennen
Greek	Σταθερά Ραδιοσυστήματα - Χαρακτηριστικά και απαιτήσεις για δισημειακές συσκευές και κεραίες Μέρος 4-2: Εναρμονισμένο EN για την κάλυψη των ουσιωδών απαιτήσεων του Άρθρου 3.2 της Οδηγίας R&TTE για κεραίες
Hungarian	Állandó helyű rádiórendszer. Pont-pont közötti berendezések és antennák jellemzői és követelményei. 4-2. rész: Antennákra vonatkozó, az R&TTE-irányelv 3.2. cikkelyének alapvető követelményeit tartalmazó, harmonizált szabvány
Icelandic	Föst radíó kerfi; Einkenni og kröfur fyrir búnað og loftnet til sendinga á milli tvegja staða; Hluti 4-2: Samræmt EN um nauðsynlegar kröfur greinar 3.2 í R&TTE reglum fyrir loftnet
Italian	Sistemi radio per il Servizio Fisso; Caratteristiche e requisiti per apparati punto-punto e relative antenne; Parte 4-2: Norma armonizzata riguardante i requisiti essenziali per l'articolo 3.2 della Direttiva R&TTE delle antenne
Latvian	Fiksētās Radio Sistēmas; „Punkts uz punktu” aprīkojuma un antenu raksturojums, kā arī prasības pret šo aprīkojumu; Sadaļa 4-2: Saskaņotās EN normas, kas aptver R&TTE direktīvas 3.2 punkta būtiskās prasības antenām
Lithuanian	Fiksuotojo radijo ryšio sistemos; Taškas-taškas įrangos ir antenų charakteristikos ir reikalavimai; 4.2 dalis: Darnusis Europos Standartas (EN), apimantis esminius 1999/5/EC (R&TTE) direktyvos 3.2 straipsnio reikalavimus, keliamus antenoms
Maltese	Sistemi ta' Radju Fissi; Karatteristiċi u rekwiżiti għal tagħmir Punt-sa-Punt u antenni; Parti 4-2: EN armonizzata li jkopri r-rekwiżiti essenzjali ta' l-Artiklu 3.2 tad-Direttiva R&TTE għal antenni
Norwegian	Radiolinjesystemer; Egenskaper og krav for punkt-til-punkt-utstyr og -antenner; Del 4-2: Harmonisert EN som dekker de grunnleggende krav i R&TTE-direktivets artikkel 3.2 for antenner
Polish	Radiowe systemy łączności stałej. Charakterystyki i wymagania dla urządzeń i anten łączący punkt-punkt; Część 4-2: Zharmonizowana EN zapewniająca spełnienie podstawowych wymagań artykułu 3.2 dyrektywy R&TTE dla anten
Portuguese	Sistemas Fixos de Radio; Características e requisitos para equipamentos e antenas para ligações Ponto a Ponto; Parte 4-2: Norma Europeia (EN) Harmonizada relativa aos requisitos essenciais do artigo 3.2 da Directiva 1999/05/EC (R&TTE) para antenas
Romanian	Sisteme radio fixe. Caracteristici și cerințe pentru echipamente și antene punct la punct. Partea 4-2: EN armonizat acoperind cerințele esențiale ale articolului 3.2 al Directivei R&TTE pentru antene
Slovak	Pevné rádiové systémy. Charakteristiky a požiadavky na zariadenia a antény bod-bod. Časť 4-2: Harmonizovaná EN vzťahujúca sa na základné požiadavky podľa článku 3.2 smernice R&TTE na antény
Slovenian	Fiksni radijski sistemi - Karakteristike in zahteve za opremo in antene tipa točka-točka - 4-2. del: Harmonizirani EN, ki zajema bistvene zahteve člena 3.2 direktive R&TTE za antene
Spanish	Sistemas de radioenlaces; Características y requisitos de equipos para radioenlaces punto a punto y antenas; Parte 4-2: Norma EN armonizada cubriendo los requisitos esenciales del artículo 3.2 de la Directiva RTTE. Directiva sobre antenas

Language	EN title
Swedish	Fasta Radiosystem; Egenskaper och krav för utrustning och antenner för punkt-till-punkt; Del 4-2: Harmoniserad EN omfattande väsentliga krav för antenner enligt artikel 3.2 i R&TTE-direktivet

Annex C (informative): Bibliography

ETSI EN 301 126-1: "Fixed Radio Systems; Conformance testing; Part 1: Point-to-point equipment - Definitions, general requirements and test procedures".

ETSI EN 301 751: "Fixed Radio Systems; Point-to-Point equipments and antennas; Generic harmonized standard for Point-to-Point digital fixed radio systems and antennas covering the essential requirements under article 3.2 of the 1999/5/EC Directive".

ETSI EN 302 217-2-1: "Fixed Radio Systems; Characteristics and requirements for point-to-point equipment and antennas; Part 2-1: System-dependent requirements for digital systems operating in frequency bands where frequency co-ordination is applied".

ETSI EN 302 217-2-2: "Fixed Radio Systems; Characteristics and requirements for point-to-point equipment and antennas; Part 2-2: Harmonized EN covering essential requirements of Article 3.2 of R&TTE Directive for digital systems operating in frequency bands where frequency co-ordination is applied".

ETSI EN 302 217-3: "Fixed Radio Systems; Characteristics and requirements for point-to-point equipment and antennas; Part 3; Harmonized EN covering essential requirements of Article 3.2 of R&TTE Directive for equipment operating in frequency bands where no frequency co-ordination is applied".

ETSI EN 302 217-4-1: "Fixed Radio Systems; Characteristics and requirements for point-to-point equipment and antennas; Part 4-1: System-dependent requirements for antennas".

ETSI TR 101 506: "Fixed Radio Systems; Generic definitions, terminology and applicability of essential requirements under the article 3.2 of 99/05/EC Directive to Fixed Radio Systems".

ETSI EG 201 399: "Electromagnetic compatibility and Radio spectrum Matters (ERM); A guide to the production of candidate Harmonized Standards for application under the R&TTE Directive".

History

Document history		
V1.1.3	December 2004	Publication
V1.2.1	June 2006	Publication
V1.3.1	June 2007	One-step Approval Procedure OAP 20071005: 2007-06-06 to 2007-10-05