

ETSI EN 301 934-2 V1.1.1 (2003-01)

European Standard (Telecommunications series)

**Intelligent Network (IN);
Intelligent Network Capability Set 3 (CS3);
Abstract Test Suite (ATS) and Partial Protocol
Implementation eXtra Information for Testing (PIXIT)
proforma specification;
Part 2: Call Party Handling (CPH)**



Reference

DEN/SPAN-120063-4-2

Keywords

ATS, CS3, CTM, IN, INAP, PIXIT, TTCN

ETSI

650 Route des Lucioles
F-06921 Sophia Antipolis Cedex - FRANCE

Tel.: +33 4 92 94 42 00 Fax: +33 4 93 65 47 16

Siret N° 348 623 562 00017 - NAF 742 C
Association à but non lucratif enregistrée à la
Sous-Préfecture de Grasse (06) N° 7803/88

Important notice

Individual copies of the present document can be downloaded from:

<http://www.etsi.org>

The present document may be made available in more than one electronic version or in print. In any case of existing or perceived difference in contents between such versions, the reference version is the Portable Document Format (PDF). In case of dispute, the reference shall be the printing on ETSI printers of the PDF version kept on a specific network drive within ETSI Secretariat.

Users of the present document should be aware that the document may be subject to revision or change of status. Information on the current status of this and other ETSI documents is available at

<http://portal.etsi.org/tb/status/status.asp>

If you find errors in the present document, send your comment to:

editor@etsi.org

Copyright Notification

No part may be reproduced except as authorized by written permission.
The copyright and the foregoing restriction extend to reproduction in all media.

© European Telecommunications Standards Institute 2003.
All rights reserved.

DECT™, **PLUGTESTS™** and **UMTS™** are Trade Marks of ETSI registered for the benefit of its Members.
TIPHON™ and the **TIPHON logo** are Trade Marks currently being registered by ETSI for the benefit of its Members.
3GPP™ is a Trade Mark of ETSI registered for the benefit of its Members and of the 3GPP Organizational Partners.

Contents

Intellectual Property Rights	5
Foreword.....	5
1 Scope	6
2 References	6
3 Definitions and abbreviations.....	7
3.1 Definitions	7
3.2 Abbreviations	7
4 Test architecture	8
4.1 Abstract Test Method (ATM).....	8
4.2 Overall configuration	8
4.3 Test of SSF-SCF interface using INAP.....	9
4.4 Points of control and observation (PCOs)	9
4.5 Test system.....	9
4.6 Functional configurations.....	10
4.6.1 SSF-SCF interface	10
4.6.2 Reference to product implementation	11
4.7 Protocol primitives	11
4.7.1 Protocol primitives at PCO_1 and PCO_2.....	11
4.7.2 Protocol primitives at PCO_3_1 and PCO_3_2.....	12
5 ATS naming conventions	13
5.1 Declarations part	13
5.1.1 Test suite type and structured type definitions by reference.....	13
5.1.2 Test suite operations definitions	13
5.1.3 Test suite parameter declarations.....	13
5.1.4 Test case selection expression definitions	13
5.1.5 Test suite constant declarations by reference.....	13
5.1.6 Test suite variable declarations.....	13
5.1.7 Test case variable declarations.....	14
5.1.8 Timer declarations	14
5.1.9 ASP type definitions	14
5.1.10 Alias definitions.....	14
5.2 Constraints part	14
5.3 Dynamic part.....	15
5.3.1 Test case identifier	15
5.3.2 Preambles and their naming conventions.....	15
5.3.3 Postamble identifier	16
6 Implementation conventions	16
6.1 TC and TP mapping	16
7 ATS generalities.....	16
7.1 ATS design.....	16
7.1.1 Methodology.....	16
7.2 Test Configuration.....	18
7.2.1 Example	19
7.3 ATS restrictions.....	19
Annex A (normative): ATS for INAP CS3 Call Party Handling	20
A.1 The TTCN Graphical form (TTCN.GR)	20
A.2 The TTCN Machine Processable form (TTCN.MP).....	20
Annex B (normative): Partial PIXIT proforma for INAP CS3 CPH.....	21

B.1	Identification summary.....	21
B.2	ATS summary	21
B.3	Test laboratory.....	21
B.4	Client identification.....	21
B.5	SUT	22
B.6	Protocol layer information.....	22
B.6.1	Protocol identification	22
B.6.2	IUT information	22
B.6.2.1	Implicit send events	22
B.6.2.2	PICS and PIXIT Values required by the ATS	23
Annex C (normative):	Protocol Conformance Test Report (PCTR) proforma for INAP	
	INAP CS3 CPH.....	27
C.1	Identification summary.....	27
C.1.1	Protocol conformance test report.....	27
C.1.2	IUT identification	27
C.1.3	Testing environment.....	27
C.1.4	Limits and reservation	28
C.1.5	Comments.....	28
C.2	IUT conformance status	28
C.3	Static conformance summary	28
C.4	Dynamic conformance summary.....	29
C.5	Static conformance review report.....	29
C.6	Test campaign report.....	29
C.7	Observations.....	34
Annex D (informative):	Bibliography.....	35
History		36

Intellectual Property Rights

IPRs essential or potentially essential to the present document may have been declared to ETSI. The information pertaining to these essential IPRs, if any, is publicly available for **ETSI members and non-members**, and can be found in ETSI SR 000 314: "*Intellectual Property Rights (IPRs); Essential, or potentially Essential, IPRs notified to ETSI in respect of ETSI standards*", which is available from the ETSI Secretariat. Latest updates are available on the ETSI Web server (<http://webapp.etsi.org/IPR/home.asp>).

All published ETSI deliverables shall include information which directs the reader to the above source of information.

Foreword

This European Standard (Telecommunications series) has been produced by ETSI Technical Committee Services and Protocols for Advanced Networks (SPAN).

The present document is part 2 of a multi-part deliverable. Full details of the entire series can be found in part 1 [3].

National transposition dates	
Date of adoption of this EN:	27 December 2002
Date of latest announcement of this EN (doa):	31 March 2003
Date of latest publication of new National Standard or endorsement of this EN (dop/e):	30 September 2003
Date of withdrawal of any conflicting National Standard (dow):	30 September 2003

1 Scope

The present document contains the Abstract Test Suite (ATS) and Partial PIXIT for Call Party Handling (CPH), part of CoreINAP CS-3.

The present document provides the Abstract Test Suite (ATS) and Partial PIXIT for the testing of the Call Party Handling (CPH) operations of the Service Switching Function (SSF), defined for the Intelligent Network Application Protocol (INAP) of Intelligent Network (IN) Capability Set 3 (CS3) according to ETSI EN 301 931-1 [1] and ETSI EN 301 931-2 [2].

Annex A provides the Tree and Tabular Combined Notation (TTCN).

Annex B provides the Partial Protocol Implementation eXtra Information for Testing (PIXIT) Proforma.

Annex C provides the Protocol Conformance Test Report (PCTR) Proforma.

The present document is completed by other parts constituting the testing of the CS3 Core INAP specifications: ETSI EN 301 934-1 [3] (Basic capability set of CS-3).

ISO/IEC 9646-1 [4] and ISO/IEC 9646-2 [5] are used as the basis for the testing methodology.

2 References

The following documents contain provisions which, through reference in this text, constitute provisions of the present document.

- References are either specific (identified by date of publication and/or edition number or version number) or non-specific.
- For a specific reference, subsequent revisions do not apply.
- For a non-specific reference, the latest version applies.

Referenced documents which are not found to be publicly available in the expected location might be found at <http://docbox.etsi.org/Reference>.

- [1] ETSI EN 301 931-1: "Intelligent Network (IN); Intelligent Network Capability Set 3 (CS3); Intelligent Network Application Protocol (INAP); Protocol specification; Part 1: Common aspects".
- [2] ETSI EN 301 931-2: "Intelligent Network (IN); Intelligent Network Capability Set 3 (CS3); Intelligent Network Application Protocol (INAP); Protocol specification; Part 2: SCF-SSF interface".
- [3] ETSI EN 301 934-1: "Intelligent Network (IN); Intelligent Network Capability Set 3 (CS-3); Abstract Test Suite (ATS) and Partial Protocol Implementation eXtra Information for Testing (PIXIT) proforma specification; Part 1: Basic capability set of CS3".
- [4] ISO/IEC 9646-1: "Information technology - Open Systems Interconnection - Conformance testing methodology and framework - Part 1: General concepts".
- [5] ISO/IEC 9646-2: "Information technology - Open Systems Interconnection - Conformance testing methodology and framework - Part 2: Abstract Test Suite specification".
- [6] ISO/IEC 9646-3: "Information technology - Open Systems Interconnection - Conformance testing methodology and framework - Part 3: The Tree and Tabular Combined Notation (TTCN)".
- [7] ETSI ETS 300 374-1: "Intelligent Network (IN); Intelligent Network Capability Set 1 (CS1); Core Intelligent Network Application Protocol (INAP); Part 1: Protocol specification".
- [8] ITU-T Recommendation Q.771: "Functional description of transaction capabilities".

3 Definitions and abbreviations

3.1 Definitions

For the purposes of the present document, the terms and definitions defined in ETSI EN 301 931-1 [1], ISO/IEC 9646-1 [4] and ISO/IEC 9646-2 [5] apply.

3.2 Abbreviations

For the purposes of the present document, the following abbreviations apply:

ASP	Abstract Service Primitive
ATM	Abstract Test Method
ATS	Abstract Test Suite
BI	Invalid Behaviour tests
BO	Inopportune Behaviour tests
BV	Valid Behaviour tests
CS	Call Segment
CS	Capability Set
IN	Intelligent Network
INAP	Intelligent Network Application Protocol
IP	Intelligent Peripheral
IUT	Implementation Under Test
LE	Local Exchange
LT	Lower Tester
MPyT	Multy Party Testing
MSC	Message Sequence Chart
NWK	NetWork Layer
PCO	Point of Control and Observation
PDU	Protocol Data Unit
PICS	Protocol Implementation Conformance Statement
PIXIT	Protocol Implementation eXtra Information for Testing
SAP	Service Access Point
SCF	Service Control Function
SCP	Service Control Point
SDF	Service Data Function
SDL	Specification and Description Language
SRF	Specialized Resource Function
SSF	Service Switching Function
SSP	Service Switching Point
SUT	System Under Test
TC	Test Case
TCAP	Transaction Capabilities Application Part
TE	Transit Exchange
TP	Test Purpose
TSS	Test Suite Structure
TTCN	Tree and Tabular Combined Notation

4 Test architecture

4.1 Abstract Test Method (ATM)

This clause describes the ATM used for testing the INAP protocol. It is the embedded variant of the remote test method used in Multy Party Testing (MPyT) context, as defined in ISO/IEC 9646-2 [5].

This test method has been selected, because:

- this test method implies no specific requirements from the Implementation Under Test (IUT);
- the upper Service Access Point (SAP) of the IUT cannot be directly observed;
- this test method places minimum limitations in the realization of conformance testing.

4.2 Overall configuration

Figure 1 describes the test architecture which will be used for the definition of the ATS.

A single test architecture covers all testing configuration requirements.

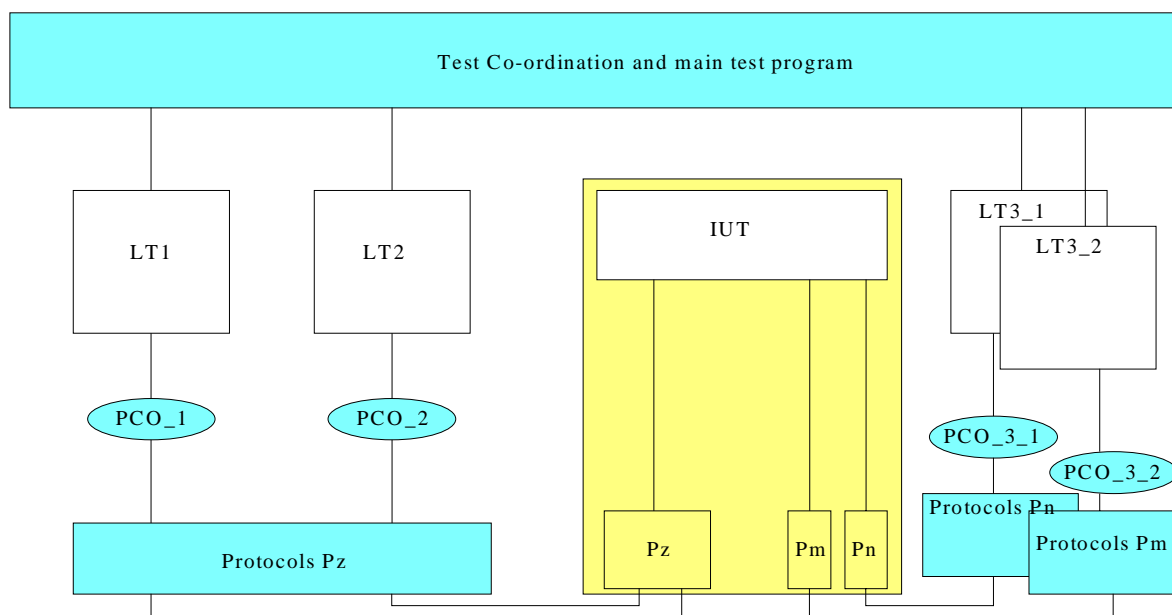


Figure 1: Multi-party, single-layer testing context: one IUT and 4 types of LTs

Figure 1 shows the multi-party, single layer testing context. The same architecture can be used for testing several interfaces. The roles of IUT and LTs change according to the protocol to be tested in the IUT.

Table 1 gives the nature of the IUT and LTs according to the protocol under test.

Table 1: possible testing configurations

Test Config	Tested Interface	IUT	LT1	LT2	LT3_1	LT3_2	Functional Configuration
1	SSF-SCF	SSF	SCF	SRF	Sig con A	Sig con B	A
2	SSF-SCF	SSF	SCF	-	Sig con A	Sig con B	B

4.3 Test of SSF-SCF interface using INAP

The test program contains the program of the main LT1 main tester as well as the co-ordination points to co-ordinate the tasks with the other testers LT2 and LT3.

IUT: Is the SSF-INAP.

LT1: Test program is the SCF.

LT2: Test program is the SRF-INAP when required.

LT3: Informal test program for actions and observation at the signalling control points, to play the role of end users A, B and C for instance.

There are as many LT3 as required by the test configuration (LT3_1, LT3_2, etc.) according to the number of end users A, B and C involved in a service scenario for instance, using different types of protocols).

Pz: Contains the protocols used below the INAP between SCP and SSP, also between SSP and SRF. They could be e.g. TCAP, SCCP and MTP of SS7 etc.

Pm: Contains the protocols used below the LT3_1 between the IUT and the Signalling control point. It could be the DSS1 protocols or ISUP SS7 protocol (in the case of having a transit exchange).

Pn: Contains the used protocols below the LT3_2 between the IUT and the Signalling control point. It could be the DSS1 protocols or ISUP SS7 protocol (in the case of having a transit exchange).

4.4 Points of control and observation (PCOs)

PCO-Declarations.

- 1) **PCO_1:** This PCO is at the core INAP interface between SSP and SCP. The lower layer protocol is Pz. It could be e.g. TCAP.
- 2) **PCO_2:** This PCO is at the core INAP interface between SSP and SRF. The lower layer protocol is Pz. It could be e.g. TCAP, ISUP, B-ISUP, TUP or the NWK of DSS1.
- 3) **PCO_3_1:** This PCO is at the interface between SSP and Signalling Control A. The lower layer protocol is Pm. It could be e.g. ISUP, B-ISUP, TUP or the NWK of DSS1.
- 4) **PCO_3_2:** This PCO is at the interface between SSP and Signalling Control B. The lower layer protocol is Pn. It could be e.g. ISUP, B-ISUP, TUP or the NWK of DSS1.

4.5 Test system

It is expected that the test system supports the protocols Pz, Pz-1, Pz-2 and the protocols for Pm and Pn.

It is expected that the test system supports the PCO Requirements of PCO_1, PCO_2, PCO_3_1 to PCO_3_n.

4.6 Functional configurations

4.6.1 SSF-SCF interface

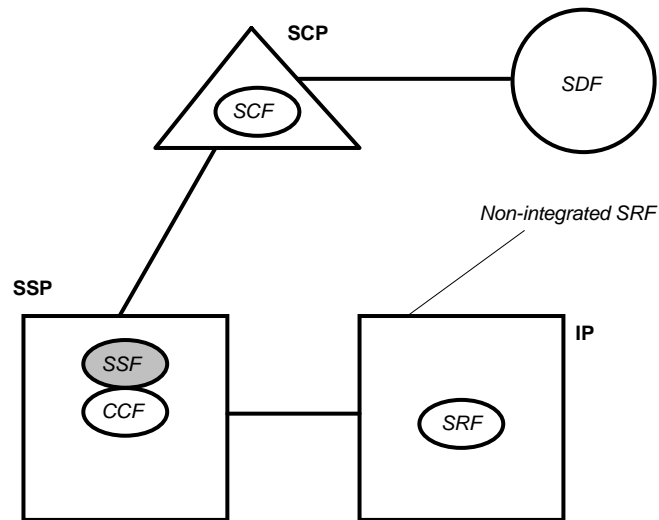


Figure 2: SCP with single SSP
Configuration A: IUT = SSF (non integrated with SRF)

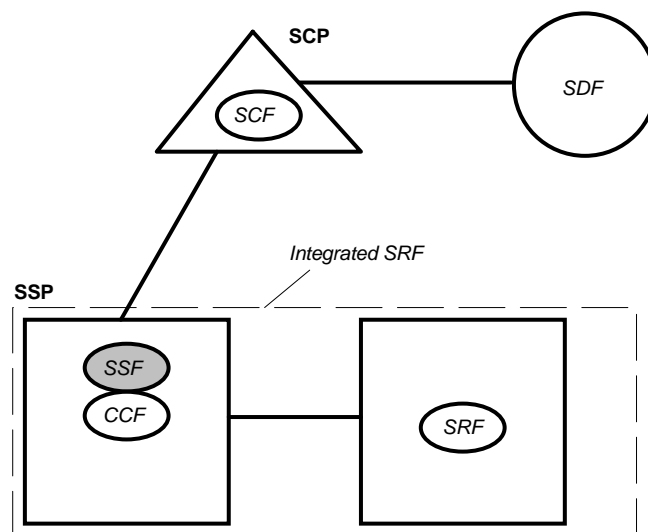


Figure 3: SCP with single SSP
Configuration B: IUT = SSF (integrated with SRF)

4.6.2 Reference to product implementation

The SUT can either be a Local Exchange (LE) or a Transit Exchange (TE). The exact number of testers (LT3 alone or LT3_1 and LT3_2) will depend upon the type of exchange and the configuration of the exchange, as explained by the following examples of implementation.

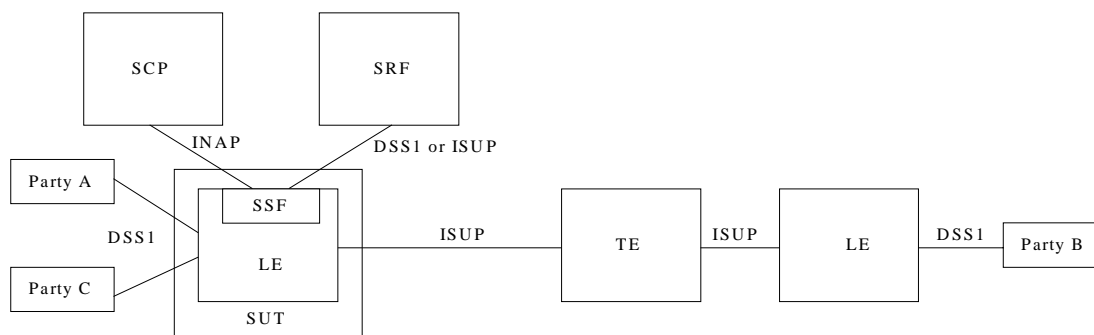


Figure 4: Configuration with Local Exchange as SUT

Figure 4 shows a configuration where the SUT is a Local Exchange. In this case, signalling of a call may be done either with DSS1 and ISUP (A and B involved) or only with DSS1 (A and C involved).

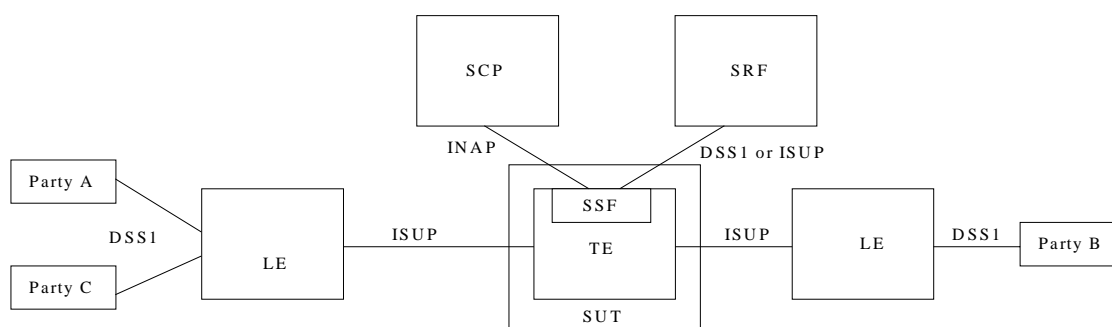


Figure 5: Configuration with Transit Exchange as SUT

Figure 5 shows a configuration where the SUT is a Transit Exchange. In this case, signalling uses ISUP protocol only.

4.7 Protocol primitives

4.7.1 Protocol primitives at PCO_1 and PCO_2

The transmission of INAP messages at the interface between SCF and SSF or SSF and SRF uses TCAP primitives. The LT1, LT2 communicate with the lower protocols via the SAPs with the TCAP-primitives shown in tables 2 and 3 according to clause 10 of ETS 300 374-1 [7] and ITU-T Recommendation Q.771 [8].

Table 2

Primitives for dialogue handling	
Abstract Service Primitive	Type
TC_BEGIN	Request or Indication
TC_CONTINUE	Request or Indication
TC_END	Request or Indication
TC_U_ABORTa	Request or Indication
TC_U_ABORTb	Request or Indication
TC_P_ABORTa	Indication
TC_P_ABORTb	Indication
TC-NOTICE	Indication

Table 3

Primitives for components handling	
Abstract Service Primitive	Type
TC_INVOKE	Request or Indication
TC_U_ERROR	Request or Indication
TC_U_REJECT	Request or Indication
TC_L_REJECT	Indication
TC_R_REJECT	Indication
TC_U_CANCEL	Request or Indication

4.7.2 Protocol primitives at PCO_3_1 and PCO_3_2

In order to be protocol independent, a set of primitives is defined at this interface, and the next table is an example of the mapping between this generic interface and the possible signalling protocols like ISUP and DSS1.

Here follows the list of these primitives for the generic interface and a table giving the mapping of the generic primitives into real protocols.

Table 4

Mapping table for the interface between SSP and signalling control point			
PCO_3-1 or 3-2 interface primitives	Type	if ISUP used	if DSS1 used
Setup	Indication Request Response Confirm	IAM ANM	Setup Answer
Release	Request Indication	REL/RLC	Disconnect
SubsequentAddress	Request Indication	SAM	Information
AddressEnd	Request Indication	SAM	Information
CallProgress	Request Indication	ACM, CPG	Progress, Alerting
ServiceFeature	Request Indication	?	Facility
NetworkSuspend	Request Indication	SUSPEND	--
NetworkResume	Request Indication	RESUME	--

5 ATS naming conventions

This clause describes the conventions applied to define the ATS and gives the naming conventions chosen for the different elements of the ATS.

The ATS conventions are intended to give a better understanding of the ATS but they describe also the conventions made for the development of the ATS, thus for any later maintenance purposes or further development of the ATS, the conventions described in this clause shall be considered.

5.1 Declarations part

This clause describes the naming conventions chosen for the elements of the ATS declarations part.

5.1.1 Test suite type and structured type definitions by reference

In order to avoid misalignment problems with the base IN CS-3 standard, all the ASN.1 types used in this ATS which are defined as types in the base standard have been imported by reference to the ASN.1 types in the base standard.

Where an imported type originally contained the dash ("-") character, it is replaced by an underscore ("_") in the type as imported.

5.1.2 Test suite operations definitions

The test suite operation identifiers are composed of strings in uppercase letters starting with the uppercase string "TSO_". The different strings in the definition are separated with underscores.

5.1.3 Test suite parameter declarations

The test suite parameter identifiers are composed of strings starting by the uppercase string "PX_" and separated by underscores.

EXAMPLE: PX_CalledPartyNumber_1

Complete names as defined in the specifications are used.

5.1.4 Test case selection expression definitions

The naming conventions for the test case selection expression definitions use free text starting with an uppercase letter. The name of the expression is intended to explain clearly the selection rule. The test case selection expressions are generally logical combinations of the test suite parameter definitions.

5.1.5 Test suite constant declarations by reference

In order to avoid misalignment problems with the base IN CS-3 standard, all the ASN.1 constants used in this ATS which are defined as constants in the base standard have been imported by reference to the ASN.1 constants in the base standard.

Where an imported constant originally contained the dash ("-") character, it is replaced by an underscore ("_") in the type as imported.

5.1.6 Test suite variable declarations

The test suite variable identifiers are composed of strings starting with the uppercase string "TSV_".

EXAMPLE: TSV_DialogID1

If the test suite variable represents a system parameter or value, the name defined in the specifications is used.

5.1.7 Test case variable declarations

The test case variable identifiers are composed of strings starting with the uppercase string "TCV_".

EXAMPLE: TCV_InvokeID1

5.1.8 Timer declarations

Two kinds of timers are distinguished:

1) standardized:

Those defined in the standard, e.g. T_ssf, use the same name as in the standard, beginning with a capital "T".

As there is a tolerance margin accepted for these timers, two values are needed:

- the maximum value allowed, which uses the suffix "_Max";
- the minimum value allowed, which uses the suffix "_Min".

EXAMPLE 1: T_ssf_Min, T_ssf_Max

2) non-standardized:

Those not defined in the standard, i.e. for execution use, e.g. a timer waiting for a response. These timers begin with the prefix "T_".

EXAMPLE 2: T_Response

T_NoResponse

5.1.9 ASP type definitions

ASP definitions follow the specification when a corresponding definition exists. If not, a free text name is used.

EXAMPLE: TC_BeginInd

5.1.10 Alias definitions

No alias definitions are used in the test suite.

5.2 Constraints part

This clause describes the naming conventions chosen for the elements of the ATS constraints part.

Constraint identifiers commence with uppercase "C_".

Table 5

Type Definition	Constraint Definition Example
TC_InvokeInd(IDP)	C_InvI_InitialDP
TC_InvokeReq(RRBE)	C_InvR_RequestReportBCSMEEvent
TC_ErrorInd	C_TC_ErrorInd
TC_ErrorReq	C_TC_ErrorReq
TC_BeginInd(/Req)	C_TC_BeginInd(/Req)
TC_ContinueInd(/Req)	C_TC_ContinueInd(/Req)
TC_EndInd(/Req)	C_TC_EndInd(/Req)
TC-AbortInd	C_TC_AbortInd

5.3 Dynamic part

This clause describes the naming conventions chosen for the elements of the ATS dynamic part.

5.3.1 Test case identifier

The identifier of a Test Case (TC) is identical to the corresponding Test Purpose, as described in table 6.

Table 6: TC naming convention

Identifier:	IN3_<i>_<sss>_<pp>_<cc>_<nn>		
IN3	indicates IN Capability Set 3		
<i>	=	interface:	A SSF-SCF interface B SSF-SRF interface C SCF-SCF interface
<sss>	=	common set	BASIC Basic set for CS3 CPH Call Party Handling from Capability Set 3 SRF SRF-related functions from Capability Set 3
<pp>	=	procedure name such as	SF ServiceFiltering
<cc>	=	test category:	BV Valid Behaviour tests BI Invalid Behaviour tests BO Inopportune Behaviour tests
<nn>	=	sequential number:	(01-99)
Example of test case name: IN3_A_BASIC_SF_BV_02			

5.3.2 Preambles and their naming conventions

Preambles are used to bring the IUT from the initial state to the state where the test takes place. In the CS3 scheme, the set of the preambles forms a tree, which means that in order to reach the state created by preamble P3, it is necessary to execute preamble P1 followed by preambles P2 then P3.

The naming convention used reflects the description of the connection view set by executing the preamble, in terms of nature of the legs per Call Segment (CS), starting from the stable legs then the ones on hold then the ones in transfer, with the indication of the number of legs, while the first letter indicates how this configuration was initiated.

The general form is:

a_[stableLegsParty or onHold (legs) or transfer(legs) for CallSegment 1]_[idem for CallSegment2]_[idem for CallSegment 3]

where:

a is letter:

- O for Originating (outgoing call for a user);
- T for Terminating (incoming call for a user);
- I for Initiate Call Attempt (initiated from the network).

The state names and their abbreviations used are:

Null	
1_Party	1P
Originating_Set-up	OS
Terminating_Set-up	TS
Originating_1_Party_Setup	O1PS
Stable_1_Party	S1P
Stable_2_Party	S2P
Forward	FW
Stable_Multi_Passive_Party (no. of passive legs n)	SnPP
Stable_Multi_Party (no. of passive legs n)	SnP

The term "null" stands for "none" as in preamble O_NULL_S2P_OH3.

There can be two set of CSs with the same nature of legs present at the same time, as in the preamble name O_S2P_S1P_S1P.

5.3.3 Postamble identifier

Postambles are used to bring the IUT from the state where the test takes place back to the initial state. CPH is using a ReleaseAll postamble, applying to the number of legs/call references still being active in the call, from 1 up to 8. The SCF sends a ReleaseCall operation and the IUT sends ReleaseReq on the legs that are active.

The names of the Release postambles indicate the numbers of the legs where the release of the associated signalling connection applies (in any stage of the connection). E.g. **ReleaseAll_3** means that the signalling connections associated with legs 1, 2 and 3 (SigCon A, B and C) have to be released. **Release_234** means that the signalling connections associated with legs 2, 3 and 4 (SigCon B, C and D) have to be released.

6 Implementation conventions

Fully functional underlying TCAP protocol is assumed from the test system.

Fully Functional underlying MTP-3/ISDN protocol is assumed from the test system.

6.1 TC and TP mapping

There is a one-to-one mapping between the TC identifiers and the TP identifiers.

7 ATS generalities

7.1 ATS design

This ATS has been produced according to methodology based on the use of formal languages (SDL, ASN.1, TTCN). Starting from the protocol description and using a powerful software environment, the TTCN test cases were generated automatically according to the test purpose description.

7.1.1 Methodology

The methodology that has been used to produce the ATS tries to integrate the specification of a protocol and the definition of the conformance testing related to that protocol. Several stages integrating the whole process of testing and specification can be identified. In each stage a different formal language applies. Figure 6 shows the different steps followed to achieve the ATS generation.

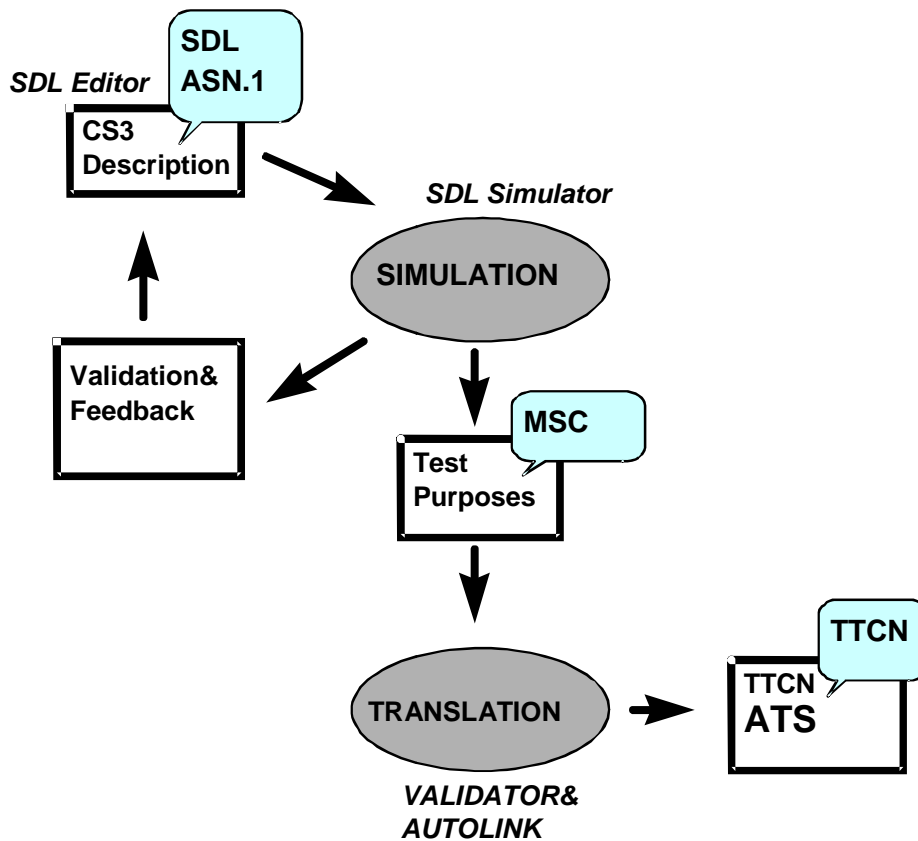


Figure 6: Steps in the generation of the ATS

- SIMULATION

The SDL formal description of INAP CS3 is taken as an input for this stage. The formal description of the protocol includes not only the SDL model but ASN.1 type definitions. Simulation of the model allows improvement of the SDL system description (Validation & Feedback). Once the model is validated, it is possible to simulate the test purposes against the model; for each simulated test purpose an MSC is obtained. These MSCs show the message exchange between the different interfaces involved in the description of the test purpose.

- TRANSLATION

The MSCs obtained from the model simulation are used in this stage to generate the TTCN test cases. Using the SDL INAP CS3 model and the MSCs (obtained from simulation) as inputs, the complete ATS is generated.

As the SDL model does not include the whole protocol specification, some MSCs shall be defined manually to complement those obtained from the model simulation. The error handling and some operator specific procedures description are not included in the model. The MSCs designed by hand were translated to TTCN test cases using the same tool as for the MSCs obtained from simulation.

7.2 Test Configuration

When the IUT is considered to be an SSP the signalling protocol interaction should be taken into account. Some of the INAP CS3 operations have influence on the signalling scheme. The coordination of the message sequences on the different signalling interfaces is performed using a TTCN concurrent test configuration. Figure 7 shows the test configuration; test components, LTs, PCOs, etc. adopted for the CS3 test suites.

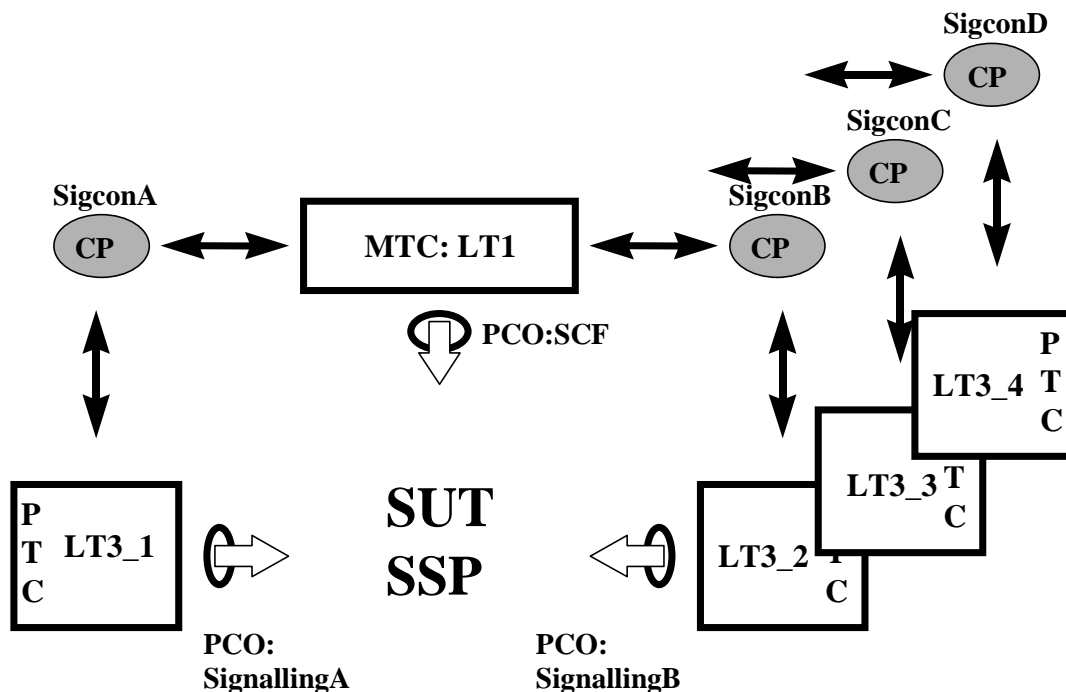


Figure 7

Each time a test case starts from the Master Test Component (MTC) some different behaviour trees are started at the corresponding PTCs (Parallel Test Component). The trees running at the PTC's control the signalling interfaces between the test device and the SUT (System Under Test). In order to co-ordinate the behaviour between the INAP interface and the signalling interfaces (SignallingA, SignallingB, etc.) the MTC uses some co-ordination messages through CPs (Co-ordination Point).

7.2.1 Example

The abstract signalling primitives used in the SDL model to reflect the Call Control Functionality of the SSP become co-ordination messages between the MTC and the several PTCs. A mapping between the abstract signalling primitives and the real signalling messages is done at the PTCs. As the real signalling procedures are protocol and network dependent, no parallel behaviour trees are included in the ATS. An example of how to introduce the parallel signalling behaviour trees is shown in figure 8.

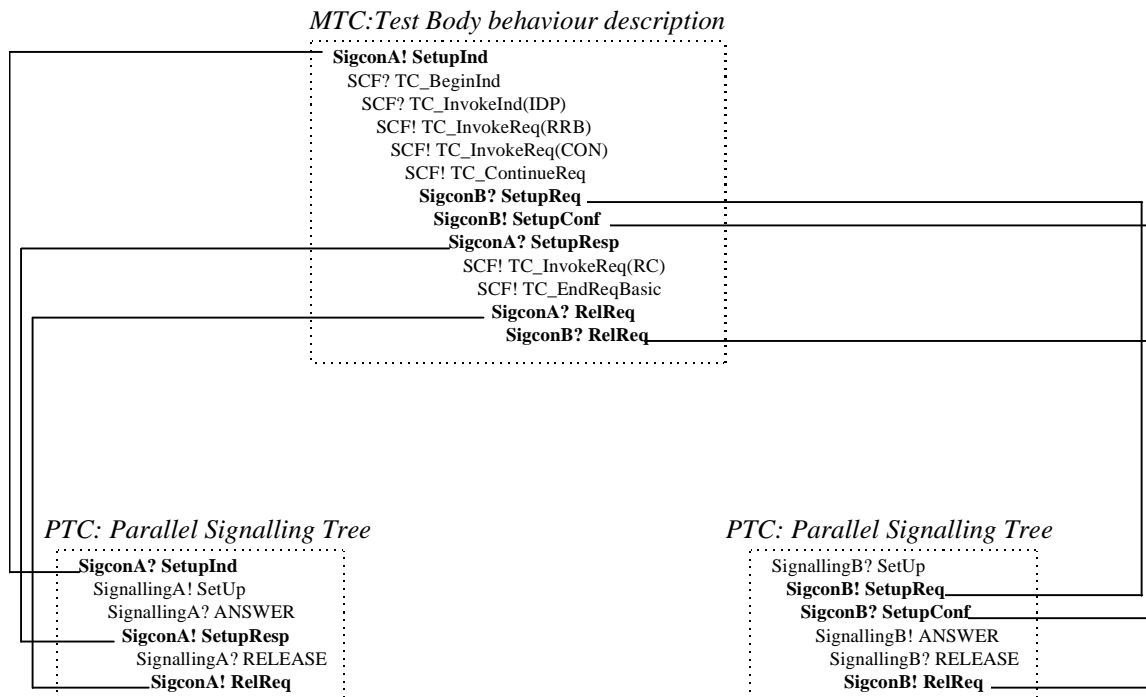


Figure 8

Figure 8 shows a full co-ordination between the INAP interface and the signalling interfaces being done from the MTC test body. The test case takes into account not only the INAP procedures but the signalling procedures.

7.3 ATS restrictions

- 1) The Abstract Test Suite generated automatically introduces ASN.1 type definitions by reference. All the ASN.1 type definitions are included in several ASN.1 files associated to the ATS. If the ATS user wants to compile the TTCN test cases, either he should ask for a compiling facility to compile type definitions by reference or he should try to have a flat ATS with normal ASN.1 type definitions (cut and Paste between the ATS and the files containing the ASN.1 type definitions).
- 2) The test cases have been generated automatically from the MSCs, and by so doing, they check for all the possible sequence orders within the test body.
- 3) The constraint definitions have been generated automatically.
- 4) For those test cases which use a T_BCSM based preamble, the following DPs need to be armed as TDPs before the start of the test case: analysedInformation on leg 1 on an O_BCSM and termAttemptAuthorized on leg 1 for a T_BCSM.

Annex A (normative): ATS for INAP CS3 Call Party Handling

This ATS has been produced using the Tree and Tabular Combined Notation (TTCN) according to ISO/IEC 9646-3 [6].

The ATS was developed on a separate TTCN software tool and therefore the TTCN tables are not completely referenced in the table of contents. The ATS itself contains a test suite overview part which provides additional information and references.

A.1 The TTCN Graphical form (TTCN.GR)

The TTCN.GR representation of this ATS is contained in an Adobe Portable Document Format™ file (in3_cph_v013.pdf contained in archive en_30193402v010101p0.ZIP) which accompanies the present document.

A.2 The TTCN Machine Processable form (TTCN.MP)

The TTCN.MP representation corresponding to this ATS is contained in an ASCII file (in3_cph_v013.mp contained in archive en_30193402v010101p0.ZIP) which accompanies the present document.

Annex B (normative): Partial PIXIT proforma for INAP CS3 CPH

Notwithstanding the provisions of the copyright clause related to the text of the present document, ETSI grants that users of the present document may freely reproduce the PIXIT proforma in this annex so that it can be used for its intended purposes and may further publish the completed PIXIT.
--

B.1 Identification summary

Table B.1

PIXIT number:	
Test laboratory name:	
Date of issue:	
Issued to:	

B.2 ATS summary

Table B.2

Protocol specification:	EN 301 931
Protocol to be tested:	
ATS specification:	EN 301 934-2
Abstract test method:	Remote test method, embedded variant

B.3 Test laboratory

Table B.3

Test laboratory identification:	
Test laboratory manager:	
Means of testing:	
SAP address:	

B.4 Client identification

Table B.4

Client identification:	
Client test manager:	
Test facilities required:	

B.5 SUT

Table B.5

Name:	
Version:	
SCS number:	
Machine configuration:	
Operating system identification:	
IUT identification:	
PICS reference for IUT:	
Limitations of the SUT:	
Environmental conditions:	

B.6 Protocol layer information

B.6.1 Protocol identification

Table B.6

Name:	EN 301 931
Version:	
PICS references:	

B.6.2 IUT information

B.6.2.1 Implicit send events

Table B.7: Implicit send events

Item	PIXIT (See note)	Related implicit send message (PDU)	Invocation description
1			
2			
3			
4			
5			
6			
7			
8			
9			
10			
11			
12			
13			
14			
15			
16			

NOTE: The PIXIT names for the implicit send events in this table are the same as those of the test steps in which the implicit send events are used.

B.6.2.2 PICS and PIXIT Values required by the ATS

Table B.7: Implicit send events

Parameter	Type	PICS/PIXIT Reference	Description	Value Supported
PX_DialogID_1	DialogIDtype		Default: 51	
PX_DialogID_2	DialogIDtype		Default: 1	
PX_DialogID_4	DialogIDtype		Default: 5	
PX_DialogID_5	DialogIDtype		Default: 52	
PX_SCF_Address_1	TCoriginType		Default: oSCF	
PX_SCF_Address_2	TCoriginType		Default: oSSF	
PX_SSF_Address_1	TCoriginType		Default: oSSF	
PX_SSF_Address_2	TCoriginType		Default: oSCF	
PX_T_Global	INTEGER		Global protection timer value in seconds	
PX_T_NoAnswer	INTEGER		No Answer Timer Value in seconds	
PX_RC_Cause	Cause		Release Cause sent in ReleaseCall in Postamble	
PX_Send_Rel_Cause	Cause		Release Cause sent in ReleaseInd in test cases	
PX_RSF_Rel_Cause	Cause		Release Cause sent to indicate RouteSelectFailure	
PX_Busy_Rel_Cause	Cause		Release Cause sent to indicate Busy	
PX_CalledPartyNumber_1	CalledPartyNumber		1st Called Party Number used in a test case	
PX_CalledPartyNumber_2	CalledPartyNumber		2nd Called Party Number used in a test case	
PX_CalledPartyNumber_3	CalledPartyNumber		3rd Called Party Number used in a test case	
PX_CalledPartyNumber_4	CalledPartyNumber		4th Called Party Number used in a test case	
PX_CalledPartyNumber_5	CalledPartyNumber		5th Called Party Number used in a test case	
PX_CalledPartyNumber_6	CalledPartyNumber		6th Called Party Number used in a test case	
PX_CalledPartyNumber_7	CalledPartyNumber		7th Called Party Number used in a test case	
PX_CallingPartyNumber_1	CallingPartyNumber		1st Calling Party Number used in a test case	
PX_CSA2_CalledPartyNumber_1	CalledPartyNumber		1st Called Party Number used in a test case in 2nd CSA	
PX_CSA2_CalledPartyNumber_2	CalledPartyNumber		2nd Called Party Number used in a test case in 2nd CSA	
PX_CSA2_CallingPartyNumber_1	CallingPartyNumber		1st Calling Party Number used in a test case in 2nd CSA	
PX_Con_AlertingPattern	AlertingPattern		Alerting Pattern used in Connect operation	
PX_Con_CorrelationID	CorrelationID		CorrelationID used in Connect operation	
PX_Con_CutAndPaste	CutAndPaste		CutAndPaste used in Connect operation	
PX_Con_ISDNAccessRelated Information	ISDNAccessRelated Information		ISDNAccessRelatedInformation used in Connect operation	
PX_Con_OriginalCalledPartyID	OriginalCalledPartyID		OriginalCalledPartyID used in Connect operation	
PX_Con_RouteList	RouteList		RouteList used in Connect operation	
PX_Con_ScfID	ScfID		ScfID used in Connect operation	
PX_Con_Extensions	Extensions		Extensions used in Connect operation	
PX_Con_Carrier	Carrier		Carrier used in Connect operation	

Parameter	Type	PICS/PIXIT Reference	Description	Value Supported
PX_Con_ServiceInteractionIndicators	ServiceInteractionIndicators		ServiceInteractionIndicators used in Connect operation	
PX_Con_CallingPartyNumber	CallingPartyNumber		CallingPartyNumber used in Connect operation	
PX_Con_CallingPartysCategory	CallingPartysCategory		CallingPartysCategory used in Connect operation	
PX_Con_RedirectingPartyID	RedirectingPartyID		RedirectingPartyID used in Connect operation	
PX_Con_RedirectionInformation	RedirectionInformation		RedirectionInformation used in Connect operation	
PX_Con_DisplayInformation	DisplayInformation		DisplayInformation used in Connect operation	
PX_Con_ForwardCallIndicators	ForwardCallIndicators		ForwardCallIndicators used in Connect operation	
PX_Con_GenericNumbers	GenericNumbers		GenericNumbers used in Connect operation	
PX_Con_ServiceInteractionIndicatorsTwo	ServiceInteractionIndicatorsTwo		ServiceInteractionIndicatorsTwo used in Connect operation	
PX_Con_INServiceCompatibilityResponse	INServiceCompatibilityResponse		INServiceCompatibilityResponse used in Connect operation	
PX_Con_ForwardGVNS	ForwardGVNS		ForwardGVNS used in Connect operation	
PX_Con_BackwardGVNS	BackwardGVNS		BackwardGVNS used in Connect operation	
PX_Con_ChargeNumber	ChargeNumber		ChargeNumber used in Connect operation	
PX_Con_SDSSInformation	SDSSInformation		SDSSInformation used in Connect operation	
PX_Con_CalledDirectoryNumber	CalledDirectoryNumber		CalledDirectoryNumber used in Connect operation	
PX_Con_BearerCapability	BearerCapability		BearerCapability used in Connect operation	
PX_Con_CUG_Interlock	CUG_Interlock		CUG_Interlock used in Connect operation	
PX_Con_SuppressionOfAnnouncement	SuppressionOfAnnouncement		SuppressionOfAnnouncement used in Connect operation	
PX_Con_OCSIAplicable	OCSIAplicable		OCSIAplicable used in Connect operation	
PX_Con_NAOIInfo	NAOIInfo		NAOIInfo used in Connect operation	
PX_ICA_AlertingPattern	AlertingPattern		AlertingPattern used in InitiateCallAttempt operation	
PX_ICA_ISDNAccessRelatedInformation	ISDNAccessRelatedInformation		ISDNAccessRelatedInformation used in InitiateCallAttempt operation	
PX_ICA_Extensions	Extensions		Extensions used in InitiateCallAttempt operation	
PX_ICA_ServiceInteractionIndicators	ServiceInteractionIndicators		ServiceInteractionIndicators used in InitiateCallAttempt operation	
PX_ICA_CallingPartyNumber	CallingPartyNumber		CallingPartyNumber used in InitiateCallAttempt operation	
PX_ICA_INServiceCompatibilityResponse	INServiceCompatibilityResponse		INServiceCompatibilityResponse used in InitiateCallAttempt operation	
PX_ICA_ServiceInteractionIndicatorsTwo	ServiceInteractionIndicatorsTwo		ServiceInteractionIndicatorsTwo used in InitiateCallAttempt operation	
PX_ICA_Carrier	Carrier		Carrier used in InitiateCallAttempt operation	
PX_ICA_CorrelationID	CorrelationID		CorrelationID used in InitiateCallAttempt operation	
PX_ICA_ScflD	ScflD		ScflD used in InitiateCallAttempt operation	

Parameter	Type	PICS/PIXIT Reference	Description	Value Supported
PX_ICA_CallReference	CallReference		CallReference used in InitiateCallAttempt operation	
PX_ICA_CalledDirectoryNumber	CalledDirectoryNumber		CalledDirectoryNumber used in InitiateCallAttempt operation	
PX_ICA_OriginalCalledPartyID	OriginalCalledPartyID		OriginalCalledPartyID used in InitiateCallAttempt operation	
PX_ICA_CallingPartysCategory	CallingPartysCategory		CallingPartysCategory used in InitiateCallAttempt operation	
PX_ICA_RedirectingPartyID	RedirectingPartyID		RedirectingPartyID used in InitiateCallAttempt operation	
PX_ICA_RedirectionInformation	RedirectionInformation		RedirectionInformation used in InitiateCallAttempt operation	
PX_ICA_DisplayInformation	DisplayInformation		DisplayInformation used in InitiateCallAttempt operation	
PX_ICA_ForwardCallIndicators	ForwardCallIndicators		ForwardCallIndicators used in InitiateCallAttempt operation	
PX_ICA_GenericNumbers	GenericNumbers		GenericNumbers used in InitiateCallAttempt operation	
PX_ICA_ForwardGVNS	ForwardGVNS		ForwardGVNS used in InitiateCallAttempt operation	
PX_ICA_BearerCapability	BearerCapability		BearerCapability used in InitiateCallAttempt operation	
PX_ICA_GlobalCallReference	GlobalCallReference		GlobalCallReference used in InitiateCallAttempt operation	
PX_ICA_CUG_Interlock	CUG_Interlock		CUG_Interlock used in InitiateCallAttempt operation	
PX_CWA_AlertingPattern	AlertingPattern		AlertingPattern used in ContinueWithArgument operation	
PX_CWA_GenericName	GenericName		GenericName used in ContinueWithArgument operation	
PX_CWA_INServiceCompatibilityResponse	INServiceCompatibilityResponse		INServiceCompatibilityResponse used in ContinueWithArgument operation	
PX_CWA_ForwardGVNS	ForwardGVNS		ForwardGVNS used in ContinueWithArgument operation	
PX_CWA_BackwardGVNS	BackwardGVNS		BackwardGVNS used in ContinueWithArgument operation	
PX_CWA_Extensions	Extensions		Extensions used in ContinueWithArgument operation	
PX_CWA_ServiceInteractionIndicatorsTwo	ServiceInteractionIndicatorsTwo		ServiceInteractionIndicatorsTwo used in ContinueWithArgument operation	
PX_CWA_SDSSinformation	SDSSinformation		SDSSinformation used in ContinueWithArgument operation	
PX_CWA_ISDNAccessRelatedInformation	ISDNAccessRelatedInformation		ISDNAccessRelatedInformation used in ContinueWithArgument operation	
PX_CWA_OriginalCalledPartyID	OriginalCalledPartyID		OriginalCalledPartyID used in ContinueWithArgument operation	
PX_CWA_CallingPartyNumber	CallingPartyNumber		CallingPartyNumber used in ContinueWithArgument operation	

Parameter	Type	PICS/PIXIT Reference	Description	Value Supported
PX_CWA_CallingPartysCategory	CallingPartysCategory		CallingPartysCategory used in ContinueWithArgument operation	
PX_CWA_RedirectingPartyID	RedirectingPartyID		RedirectingPartyID used in ContinueWithArgument operation	
PX_CWA_RedirectionInformation	RedirectionInformation		RedirectionInformation used in ContinueWithArgument operation	
PX_CWA_ForwardCallIndicators	ForwardCallIndicators		ForwardCallIndicators used in ContinueWithArgument operation	
PX_CWA_GenericNumbers	GenericNumbers		GenericNumbers used in ContinueWithArgument operation	
PX_CWA_CUG_Interlock	CUG_Interlock		CUG_Interlock used in ContinueWithArgument operation	
PX_CWA_ChargeNumber	ChargeNumber		ChargeNumber used in ContinueWithArgument operation	
PX_CWA_Carrier	Carrier		Carrier used in ContinueWithArgument operation	
PX_CWA_SuppressionOfAnnouncement	SuppressionOfAnnouncement		SuppressionOfAnnouncement used in ContinueWithArgument operation	
PX_CWA_NAOIInfo	NAOIInfo		NAOIInfo used in ContinueWithArgument operation	
PX_AC_CallSupervision	CallSupervision		CallSupervision value used in AppliedCharging operation. Suggested value: { supervisionMethod maximumTariffCurrency : { currencyFactor 10, currencyScale 0, currency euro } }	

Annex C (normative): Protocol Conformance Test Report (PCTR) proforma for INAP INAP CS3 CPH

Notwithstanding the provisions of the copyright clause related to the text of the present document, ETSI grants that users of the present document may freely reproduce the PCTR proforma in this annex so that it can be used for its intended purposes and may further publish the completed PCTR.

C.1 Identification summary

C.1.1 Protocol conformance test report

Table C.1

PCTR number:	
PCTR date:	
Corresponding SCTR number:	
Corresponding SCTR date:	
Test laboratory identification:	
Test laboratory manager:	
Signature:	

C.1.2 IUT identification

Table C.2

Name:	
Version:	
Protocol specification:	
PICS:	
Previous PCTR if any:	

C.1.3 Testing environment

Table C.3

PIXIT number:	
ATS specification:	
Abstract test method:	
Means of testing identification:	
Date of testing:	
Conformance log reference(s):	
Retention date for log reference(s):	

C.1.4 Limits and reservation

Additional information relevant to the technical contents or further use of the test report, or the rights and obligations of the test laboratory and the client, may be given here. Such information may include restriction on the publication of the report.

.....
.....
.....
.....
.....

C.1.5 Comments

Additional comments may be given by either the client or the test laboratory on any of the contents of the PCTR, for example, to note disagreement between the two parties.

.....
.....
.....
.....
.....
.....
.....
.....
.....
.....
.....

C.2 IUT conformance status

This IUT has or has not been shown by conformance assessment to be non-conforming to the specified protocol specification.

Strike the appropriate words in this sentence. If the PICS for this IUT is consistent with the static conformance requirements as specified in clause C.3 in the present document and there are no "FAIL" verdicts to be recorded in clause C.6, strike the words "has or" otherwise strike the words "or has not".

C.3 Static conformance summary

The PICS for this IUT is or is not consistent with the static conformance requirements in the specified protocol.

Strike the appropriate words in this sentence.

C.4 Dynamic conformance summary

The test campaign did or did not reveal errors in the IUT.

Strike the appropriate words in this sentence. If there are no "FAIL" verdicts to be recorded in clause C.6 of the present document strike the words "did or" otherwise strike the words "or did not".

Summary of the results of groups of tests:

.....

.....

.....

.....

.....

C.5 Static conformance review report

If clause C.3 indicates non-conformance, this clause itemizes the mismatches between the PICS and the static conformance requirements of the specified protocol specification.

.....

.....

.....

.....

.....

.....

.....

.....

.....

.....

C.6 Test campaign report

Table C.4

ATS Reference	Selected	Run	Verdict	Observations (see note)
IN3_A_CPH_RRB				
IN3_A_CPH_RRB_BV_01	Yes/No	Yes/No		
IN3_A_CPH_RRB_BV_02	Yes/No	Yes/No		
IN3_A_CPH_CWA				
IN3_A_CPH_CWA_BV_01	Yes/No	Yes/No		
IN3_A_CPH_CWA_BV_02	Yes/No	Yes/No		
IN3_A_CPH_CWA_BI_01	Yes/No	Yes/No		
IN3_A_CPH_CWA_BI_02	Yes/No	Yes/No		
IN3_A_CPH_CWA_BO_01	Yes/No	Yes/No		

ATS Reference	Selected	Run	Verdict	Observations (see note)
IN3_A_CPH_SL				
IN3_A_CPH_SL_BV_01	Yes/No	Yes/No		
IN3_A_CPH_SL_BV_02	Yes/No	Yes/No		
IN3_A_CPH_SL_BV_03	Yes/No	Yes/No		
IN3_A_CPH_SL_BV_04	Yes/No	Yes/No		
IN3_A_CPH_SL_BV_05	Yes/No	Yes/No		
IN3_A_CPH_SL_BV_06	Yes/No	Yes/No		
IN3_A_CPH_SL_BV_07	Yes/No	Yes/No		
IN3_A_CPH_SL_BV_08	Yes/No	Yes/No		
IN3_A_CPH_SL_BI_01	Yes/No	Yes/No		
IN3_A_CPH_SL_BI_02	Yes/No	Yes/No		
IN3_A_CPH_SL_BI_03	Yes/No	Yes/No		
IN3_A_CPH_SL_BI_04	Yes/No	Yes/No		
IN3_A_CPH_SL_BO_01	Yes/No	Yes/No		
IN3_A_CPH_SL_BO_02	Yes/No	Yes/No		
IN3_A_CPH_SL_BO_03	Yes/No	Yes/No		
IN3_A_CPH_SL_BO_04	Yes/No	Yes/No		
IN3_A_CPH_SL_BO_05	Yes/No	Yes/No		
IN3_A_CPH_SL_BO_06	Yes/No	Yes/No		
IN3_A_CPH_SL_BO_07	Yes/No	Yes/No		
IN3_A_CPH_SL_BO_08	Yes/No	Yes/No		
IN3_A_CPH_SL_BO_09	Yes/No	Yes/No		
IN3_A_CPH_MECS				
IN3_A_CPH_MECS_BV_01	Yes/No	Yes/No		
IN3_A_CPH_MECS_BV_02	Yes/No	Yes/No		
IN3_A_CPH_MECS_BV_03	Yes/No	Yes/No		
IN3_A_CPH_MECS_BV_04	Yes/No	Yes/No		
IN3_A_CPH_MECS_BV_05	Yes/No	Yes/No		
IN3_A_CPH_MECS_BV_06	Yes/No	Yes/No		
IN3_A_CPH_MECS_BV_07	Yes/No	Yes/No		
IN3_A_CPH_MECS_BV_08	Yes/No	Yes/No		
IN3_A_CPH_MECS_BV_09	Yes/No	Yes/No		
IN3_A_CPH_MECS_BV_11	Yes/No	Yes/No		
IN3_A_CPH_MECS_BV_12	Yes/No	Yes/No		
IN3_A_CPH_MECS_BV_13	Yes/No	Yes/No		
IN3_A_CPH_MECS_BV_14	Yes/No	Yes/No		
IN3_A_CPH_MECS_BV_15	Yes/No	Yes/No		
IN3_A_CPH_MECS_BV_16	Yes/No	Yes/No		
IN3_A_CPH_MECS_BV_17	Yes/No	Yes/No		
IN3_A_CPH_MECS_BV_18	Yes/No	Yes/No		
IN3_A_CPH_MECS_BV_19	Yes/No	Yes/No		
IN3_A_CPH_MECS_BV_20	Yes/No	Yes/No		
IN3_A_CPH_MECS_BV_21	Yes/No	Yes/No		
IN3_A_CPH_MECS_BV_22	Yes/No	Yes/No		
IN3_A_CPH_MECS_BV_23	Yes/No	Yes/No		
IN3_A_CPH_MECS_BV_24	Yes/No	Yes/No		
IN3_A_CPH_MECS_BV_25	Yes/No	Yes/No		
IN3_A_CPH_MECS_BV_26	Yes/No	Yes/No		
IN3_A_CPH_MECS_BI_01	Yes/No	Yes/No		
IN3_A_CPH_MECS_BI_02	Yes/No	Yes/No		
IN3_A_CPH_MECS_BI_03	Yes/No	Yes/No		
IN3_A_CPH_MECS_BI_04	Yes/No	Yes/No		
IN3_A_CPH_MECS_BO_01	Yes/No	Yes/No		
IN3_A_CPH_MECS_BO_02	Yes/No	Yes/No		
IN3_A_CPH_MECS_BO_03	Yes/No	Yes/No		
IN3_A_CPH_RC				
IN2_A_CPH_RC_BV_01	Yes/No	Yes/No		
IN2_A_CPH_RC_BV_02	Yes/No	Yes/No		
IN2_A_CPH_RC_BV_03	Yes/No	Yes/No		

ATS Reference	Selected	Run	Verdict	Observations (see note)
IN2_A_CPH_RC_BV_04	Yes/No	Yes/No		
IN2_A_CPH_RC_BV_05	Yes/No	Yes/No		
IN2_A_CPH_RC_BV_06	Yes/No	Yes/No		
IN3_A_CPH_DL				
IN3_A_CPH_DL_BV_01	Yes/No	Yes/No		
IN3_A_CPH_DL_BV_02	Yes/No	Yes/No		
IN3_A_CPH_DL_BV_03	Yes/No	Yes/No		
IN3_A_CPH_DL_BV_04	Yes/No	Yes/No		
IN3_A_CPH_DL_BV_05	Yes/No	Yes/No		
IN3_A_CPH_DL_BV_06	Yes/No	Yes/No		
IN3_A_CPH_DL_BV_07	Yes/No	Yes/No		
IN3_A_CPH_DL_BV_08	Yes/No	Yes/No		
IN3_A_CPH_DL_BV_09	Yes/No	Yes/No		
IN3_A_CPH_DL_BV_10	Yes/No	Yes/No		
IN3_A_CPH_DL_BV_11	Yes/No	Yes/No		
IN3_A_CPH_DL_BV_12	Yes/No	Yes/No		
IN3_A_CPH_DL_BI_01	Yes/No	Yes/No		
IN3_A_CPH_DL_BI_02	Yes/No	Yes/No		
IN3_A_CPH_DL_BO_01	Yes/No	Yes/No		
IN3_A_CPH_DL_BO_02	Yes/No	Yes/No		
IN3_A_CPH_ML				
IN3_A_CPH_ML_BV_01	Yes/No	Yes/No		
IN3_A_CPH_ML_BV_02	Yes/No	Yes/No		
IN3_A_CPH_ML_BV_03	Yes/No	Yes/No		
IN3_A_CPH_ML_BV_04	Yes/No	Yes/No		
IN3_A_CPH_ML_BV_05	Yes/No	Yes/No		
IN3_A_CPH_ML_BV_06	Yes/No	Yes/No		
IN3_A_CPH_ML_BV_07	Yes/No	Yes/No		
IN3_A_CPH_ML_BV_08	Yes/No	Yes/No		
IN3_A_CPH_ML_BV_09	Yes/No	Yes/No		
IN3_A_CPH_ML_BV_10	Yes/No	Yes/No		
IN3_A_CPH_ML_BV_11	Yes/No	Yes/No		
IN3_A_CPH_ML_BV_12	Yes/No	Yes/No		
IN3_A_CPH_ML_BV_13	Yes/No	Yes/No		
IN3_A_CPH_ML_BV_14	Yes/No	Yes/No		
IN3_A_CPH_ML_BI_01	Yes/No	Yes/No		
IN3_A_CPH_ML_BI_02	Yes/No	Yes/No		
IN3_A_CPH_ML_BI_03	Yes/No	Yes/No		
IN3_A_CPH_ML_BI_04	Yes/No	Yes/No		
IN3_A_CPH_ML_BO_01	Yes/No	Yes/No		
IN3_A_CPH_ML_BO_02	Yes/No	Yes/No		
IN3_A_CPH_ML_BO_03	Yes/No	Yes/No		
IN3_A_CPH_ML_BO_04	Yes/No	Yes/No		
IN3_A_CPH_ML_BO_05	Yes/No	Yes/No		
IN3_A_CPH_ML_BO_06	Yes/No	Yes/No		
IN3_A_CPH_ML_BO_07	Yes/No	Yes/No		
IN3_A_CPH_CCSA				
IN3_A_CPH_CCSA_BV_01	Yes/No	Yes/No		
IN3_A_CPH_CCSA_BV_02	Yes/No	Yes/No		
IN3_A_CPH_CCSA_BV_03	Yes/No	Yes/No		
IN3_A_CPH_CCSA_BI_01	Yes/No	Yes/No		
IN3_A_CPH_MOCS				
IN3_A_CPH_MOCS_BV_01	Yes/No	Yes/No		
IN3_A_CPH_MOCS_BV_02	Yes/No	Yes/No		
IN3_A_CPH_MOCS_BV_03	Yes/No	Yes/No		
IN3_A_CPH_MOCS_BV_04	Yes/No	Yes/No		
IN3_A_CPH_MOCS_BV_05	Yes/No	Yes/No		

ATS Reference	Selected	Run	Verdict	Observations (see note)
IN3_A_CPH_MOCS_BV_06	Yes/No	Yes/No		
IN3_A_CPH_MOCS_BV_07	Yes/No	Yes/No		
IN3_A_CPH_MOCS_BV_08	Yes/No	Yes/No		
IN3_A_CPH_MOCS_BV_09	Yes/No	Yes/No		
IN3_A_CPH_MOCS_BV_10	Yes/No	Yes/No		
IN3_A_CPH_MOCS_BV_11	Yes/No	Yes/No		
IN3_A_CPH_MOCS_BV_12	Yes/No	Yes/No		
IN3_A_CPH_MOCS_BV_13	Yes/No	Yes/No		
IN3_A_CPH_MOCS_BV_14	Yes/No	Yes/No		
IN3_A_CPH_MOCS_BV_15	Yes/No	Yes/No		
IN3_A_CPH_MOCS_BV_16	Yes/No	Yes/No		
IN3_A_CPH_MOCS_BV_17	Yes/No	Yes/No		
IN3_A_CPH_MOCS_BV_18	Yes/No	Yes/No		
IN3_A_CPH_MOCS_BV_19	Yes/No	Yes/No		
IN3_A_CPH_MOCS_BV_20	Yes/No	Yes/No		
IN3_A_CPH_MOCS_BV_21	Yes/No	Yes/No		
IN3_A_CPH_MOCS_BV_22	Yes/No	Yes/No		
IN3_A_CPH_MOCS_BI_01	Yes/No	Yes/No		
IN3_A_CPH_MOCS_BI_02	Yes/No	Yes/No		
IN3_A_CPH_MOCS_BI_03	Yes/No	Yes/No		
IN3_A_CPH_MOCS_BI_04	Yes/No	Yes/No		
IN3_A_CPH_MOCS_BI_05	Yes/No	Yes/No		
IN3_A_CPH_MOCS_BI_06	Yes/No	Yes/No		
IN3_A_CPH_MOCS_BI_07	Yes/No	Yes/No		
IN3_A_CPH_MOCS_BI_08	Yes/No	Yes/No		
IN3_A_CPH_MOCS_BI_09	Yes/No	Yes/No		
IN3_A_CPH_MOCS_BI_10	Yes/No	Yes/No		
IN3_A_CPH_MOCS_BI_11	Yes/No	Yes/No		
IN3_A_CPH_MOCS_BI_12	Yes/No	Yes/No		
IN3_A_CPH_MOCS_BO_01	Yes/No	Yes/No		
IN3_A_CPH_MOCS_BO_02	Yes/No	Yes/No		
IN3_A_CPH_MOCS_BO_03	Yes/No	Yes/No		
IN3_A_CPH_MOCS_BO_04	Yes/No	Yes/No		
IN3_A_CPH_MOCS_BO_05	Yes/No	Yes/No		
IN3_A_CPH_MOCS_BO_06	Yes/No	Yes/No		
IN3_A_CPH_MIX				
IN3_A_CPH_MIX_01	Yes/No	Yes/No		
IN3_A_CPH_MIX_02	Yes/No	Yes/No		
IN3_A_CPH_MIX_03	Yes/No	Yes/No		
IN3_A_CPH_MIX_04	Yes/No	Yes/No		
IN3_A_CPH_MIX_05	Yes/No	Yes/No		
IN3_A_CPH_MIX_06	Yes/No	Yes/No		
IN3_A_CPH_MIX_07	Yes/No	Yes/No		
IN3_A_CPH_MIX_08	Yes/No	Yes/No		
IN3_A_CPH_MIX_09	Yes/No	Yes/No		
IN3_A_CPH_MIX_10	Yes/No	Yes/No		
IN3_A_CPH_MIX_11	Yes/No	Yes/No		
IN3_A_CPH_MIX_12	Yes/No	Yes/No		
IN3_A_CPH_MIX_13	Yes/No	Yes/No		
IN3_A_CPH_MIX_14	Yes/No	Yes/No		
IN3_A_CPH_MIX_15	Yes/No	Yes/No		
IN3_A_CPH_MIX_16	Yes/No	Yes/No		
IN3_A_CPH_MIX_17	Yes/No	Yes/No		
IN3_A_CPH_MIX_18	Yes/No	Yes/No		
IN3_A_CPH_MIX_19	Yes/No	Yes/No		
IN3_A_CPH_MIX_20	Yes/No	Yes/No		
IN3_A_CPH_MIX_21	Yes/No	Yes/No		
IN3_A_CPH_MIX_22	Yes/No	Yes/No		
IN3_A_CPH_MIX_23	Yes/No	Yes/No		
IN3_A_CPH_MIX_24	Yes/No	Yes/No		
IN3_A_CPH_MIX_25	Yes/No	Yes/No		

ATS Reference	Selected	Run	Verdict	Observations (see note)
IN3_A_CPH_MIX_26	Yes/No	Yes/No		
IN3_A_CPH_MIX_27	Yes/No	Yes/No		
IN3_A_CPH_MIX_29	Yes/No	Yes/No		
IN3_A_CPH_MIX_28	Yes/No	Yes/No		
IN3_A_CPH_MIX_30	Yes/No	Yes/No		
IN3_A_CPH_MIX_31	Yes/No	Yes/No		
IN3_A_CPH_MIX_32	Yes/No	Yes/No		
IN3_A_CPH_ARM				
IN3_A_CPH_ARM_01	Yes/No	Yes/No		
IN3_A_CPH_ARM_02	Yes/No	Yes/No		
IN3_A_CPH_ARM_03	Yes/No	Yes/No		
IN3_A_CPH_ARM_04	Yes/No	Yes/No		
IN3_A_CPH_ARM_05	Yes/No	Yes/No		
IN3_A_CPH_ARM_06	Yes/No	Yes/No		
IN3_A_CPH_ARM_07	Yes/No	Yes/No		
IN3_A_CPH_ARM_08	Yes/No	Yes/No		
IN3_A_CPH_ARM_09	Yes/No	Yes/No		
IN3_A_CPH_ARM_10	Yes/No	Yes/No		
IN3_A_CPH_ARM_11	Yes/No	Yes/No		
IN3_A_CPH_ARM_12	Yes/No	Yes/No		
IN3_A_CPH_ARM_13	Yes/No	Yes/No		
IN3_A_CPH_ARM_14	Yes/No	Yes/No		
IN3_A_CPH_ARM_15	Yes/No	Yes/No		
IN3_A_CPH_ARM_16	Yes/No	Yes/No		
IN3_A_CPH_ARM_17	Yes/No	Yes/No		
IN3_A_CPH_ARM_18	Yes/No	Yes/No		
IN3_A_CPH_ARM_19	Yes/No	Yes/No		
IN3_A_CPH_ARM_20	Yes/No	Yes/No		
IN3_A_CPH_ARM_21	Yes/No	Yes/No		
IN3_A_CPH_ARM_22	Yes/No	Yes/No		
IN3_A_CPH_ARM_23	Yes/No	Yes/No		
IN3_A_CPH_ARM_24	Yes/No	Yes/No		
IN3_A_CPH_ARM_25	Yes/No	Yes/No		
IN3_A_CPH_ARM_26	Yes/No	Yes/No		
IN3_A_CPH_ARM_27	Yes/No	Yes/No		
IN3_A_CPH_ARM_28	Yes/No	Yes/No		
IN3_A_CPH_ARM_29	Yes/No	Yes/No		
IN3_A_CPH_ARM_30	Yes/No	Yes/No		
IN3_A_CPH_ARM_31	Yes/No	Yes/No		
IN3_A_CPH_ARM_32	Yes/No	Yes/No		
IN3_A_CPH_ARM_33	Yes/No	Yes/No		
IN3_A_CPH_ARM_34	Yes/No	Yes/No		
IN3_A_CPH_ARM_35	Yes/No	Yes/No		
IN3_A_CPH_ARM_36	Yes/No	Yes/No		
IN3_A_CPH_ARM_37	Yes/No	Yes/No		
IN3_A_CPH_ARM_38	Yes/No	Yes/No		
IN3_A_CPH_ARM_39	Yes/No	Yes/No		
IN3_A_CPH_ARM_40	Yes/No	Yes/No		
IN3_A_CPH_ARM_41	Yes/No	Yes/No		
IN3_A_CPH_ARM_42	Yes/No	Yes/No		
IN3_A_CPH_ARM_43	Yes/No	Yes/No		
IN3_A_CPH_ARM_44	Yes/No	Yes/No		
IN3_A_CPH_ARM_45	Yes/No	Yes/No		
IN3_A_CPH_ARM_46	Yes/No	Yes/No		
IN3_A_CPH_ARM_47	Yes/No	Yes/No		
IN3_A_CPH_ARM_48	Yes/No	Yes/No		
IN3_A_CPH_ARM_49	Yes/No	Yes/No		
IN3_A_CPH_ARM_50	Yes/No	Yes/No		

NOTE: Reference to any observations made in clause C.7 of EN 301 934-2 v1.1.1.

C.7 Observations

Additional information relevant to the technical content of the PCTR are given here.

.....

.....

.....

.....

.....

.....

.....

.....

.....

.....

.....

Annex D (informative): Bibliography

ETSI EN 301 931-3: "Intelligent Network (IN); Intelligent Network Capability Set 3 (CS3); Intelligent Network Application Protocol (INAP); Protocol specification; Part 3: SCF-SRF interface".

ETSI EN 301 931-4: "Intelligent Network (IN); Intelligent Network Capability Set 3 (CS3); Intelligent Network Application Protocol (INAP); Protocol specification; Part 4: SDLs for SCF-SSF interface".

ETSI EN 301 933-2: "Intelligent Network (IN); Intelligent Network capability Set 3 (CS3); Intelligent Network Application protocol (INAP); Test Suite Structure and Test Purposes (TSS&TP) specification for Service Switching Function (SSF); Part 2: Call Party Handling (CPH)".

ETSI ES 201 296 (v1.2.2): "Integrated Services Digital Network (ISDN); Signalling System No.7; ISDN User Part (ISUP); Signalling aspects of charging".

ITU-T Recommendation Q.1224: "Distributed functional plane for intelligent network Capability Set 2".

History

Document history		
V1.1.1	August 2002	One-step Approval Procedure OAP 2002127: 2002-08-28 to 2002-12-27
V1.1.1	January 2003	Publication