

# ETSI EN 300 356-33 V4.1.1 (2003-07)

---

*European Standard (Telecommunications series)*

**Integrated Service Digital Network (ISDN);  
Signalling System No.7 (SS7);  
ISDN User Part (ISUP) version 4 for the international interface;  
Part 33: Abstract Test Suite (ATS) and partial Protocol  
Implementation eXtra Information for Testing (PIXIT)  
proforma specification for basic services**

---



---

Reference

REN/SPAN-130312

---

Keywords

ATS, ISDN, ISUP, PIXIT, SS7, testing

**ETSI**

650 Route des Lucioles  
F-06921 Sophia Antipolis Cedex - FRANCE

Tel.: +33 4 92 94 42 00 Fax: +33 4 93 65 47 16

Siret N° 348 623 562 00017 - NAF 742 C  
Association à but non lucratif enregistrée à la  
Sous-Préfecture de Grasse (06) N° 7803/88

---

**Important notice**

Individual copies of the present document can be downloaded from:

<http://www.etsi.org>

The present document may be made available in more than one electronic version or in print. In any case of existing or perceived difference in contents between such versions, the reference version is the Portable Document Format (PDF). In case of dispute, the reference shall be the printing on ETSI printers of the PDF version kept on a specific network drive within ETSI Secretariat.

Users of the present document should be aware that the document may be subject to revision or change of status. Information on the current status of this and other ETSI documents is available at

<http://portal.etsi.org/tb/status/status.asp>

If you find errors in the present document, send your comment to:

[editor@etsi.org](mailto:editor@etsi.org)

---

**Copyright Notification**

No part may be reproduced except as authorized by written permission.  
The copyright and the foregoing restriction extend to reproduction in all media.

© European Telecommunications Standards Institute 2003.  
All rights reserved.

**DECT™**, **PLUGTESTS™** and **UMTS™** are Trade Marks of ETSI registered for the benefit of its Members.  
**TIPHON™** and the **TIPHON logo** are Trade Marks currently being registered by ETSI for the benefit of its Members.  
**3GPP™** is a Trade Mark of ETSI registered for the benefit of its Members and of the 3GPP Organizational Partners.

# Contents

Intellectual Property Rights .....	5
Foreword.....	5
1 Scope .....	7
2 References .....	7
3 Definitions and abbreviations.....	8
3.1 Definitions .....	8
3.2 Abbreviations .....	9
4 Implementation under test and test methods .....	10
4.1 Identification of the system and Implementation Under Test.....	10
4.2 ATM and testing configuration for ISUP '92 .....	11
4.2.1 Intermediate exchanges.....	11
4.2.2 Local exchanges.....	13
4.2.3 Master-slave aspects in the test configuration .....	14
5 Conventions used within the ATS.....	15
5.1 Test suite parameters, constants and variables .....	15
5.2 Test case variables.....	15
5.3 ASP constraints .....	15
5.4 Timers .....	15
5.5 Test suite operations.....	15
5.6 Aliases .....	15
5.7 Test case and step identifiers .....	16
5.8 Constraints.....	16
5.9 Dynamic behaviour part .....	16
5.10 Pre-test conditions .....	17
6 Test Suite Structure (TSS).....	18
7 Test Purposes (TP) .....	20
7.1 Introduction .....	20
7.1.1 Test Purpose (TP) naming convention.....	20
7.1.2 Source of test purpose definition .....	21
7.1.3 Test Purpose structure.....	21
7.2 Test Purposes for the Basic Call.....	21
7.2.1 CSSV Circuit supervision and signalling supervision .....	21
7.2.2 NCS Normal call setup ordinary speech calls.....	47
7.2.3 NCR Normal call release .....	53
7.2.4 UCS Unsuccessful call setup .....	54
7.2.5 AS Abnormal situations.....	55
7.2.6 SCS Special call setup .....	57
7.2.7 BS Bearer services .....	62
7.2.8 CUF Congestion and user flow control.....	67
7.2.9 EC Echo control.....	68
7.2.10 Temporary Alternate Routing (TAR) .....	73
7.2.11 Hop Counter Procedure (HOP).....	73
7.2.12 Call Collect Request Procedure (CALLCOL) .....	74
7.2.13 N × 64 kbit/s connection type (N × 64 k) .....	74
8 Test coverage.....	83
8.1 General remarks .....	83
9 Conformance to the PICS proforma specification.....	83
<b>Annex A (informative): Protocol Conformance Test Report (PCTR) Proforma for ISDN User Part (ISUP) v3 .....</b>	<b>84</b>

A.1	Identification summary.....	84
A.1.1	Protocol conformance test report.....	84
A.1.2	IUT identification.....	84
A.1.3	Testing environment.....	84
A.1.4	Limits and reservation.....	85
A.1.5	Comments.....	85
A.2	IUT Conformance status .....	85
A.3	Static conformance summary .....	85
A.4	Dynamic conformance summary.....	85
A.5	Static conformance review report.....	86
A.6	Test campaign report.....	86
A.7	Observations.....	95
<b>Annex B (informative): PIXIT proforma for ISDN User Part (ISUP) v3 basic call .....</b>		<b>96</b>
B.1	Identification summary.....	96
B.2	Abstract test suite summary .....	96
B.3	Test laboratory.....	96
B.4	Client identification.....	96
B.5	System under test .....	97
B.6	Ancillary protocols .....	97
B.7	Protocol information for ISUP .....	97
B.7.1	Protocol identification .....	97
B.7.2	IUT information - PIXIT proforma tables.....	97
B.7.2.1	General configuration .....	97
B.7.2.2	Parameter values.....	99
B.7.2.3	Timer values .....	99
B.7.2.4	Procedural information .....	100
B.7.2.5	DSS1 call information .....	100
<b>Annex C (normative): ATS for ISDN User Part (ISUP) v3 basic call control procedures.....</b>		<b>101</b>
C.1	The TTCN Graphical form (TTCN.GR).....	101
C.2	The TTCN Machine Processable form (TTCN.MP).....	101
<b>Annex D (informative): Bibliography.....</b>		<b>102</b>
History .....		103

---

# Intellectual Property Rights

IPRs essential or potentially essential to the present document may have been declared to ETSI. The information pertaining to these essential IPRs, if any, is publicly available for **ETSI members and non-members**, and can be found in ETSI SR 000 314: *"Intellectual Property Rights (IPRs); Essential, or potentially Essential, IPRs notified to ETSI in respect of ETSI standards"*, which is available from the ETSI Secretariat. Latest updates are available on the ETSI Web server (<http://webapp.etsi.org/IPR/home.asp>).

Pursuant to the ETSI IPR Policy, no investigation, including IPR searches, has been carried out by ETSI. No guarantee can be given as to the existence of other IPRs not referenced in ETSI SR 000 314 (or the updates on the ETSI Web server) which are, or may be, or may become, essential to the present document.

---

## Foreword

This European Standard (Telecommunications series) has been produced by ETSI Technical Committee Services and Protocols for Advanced Networks (SPAN).

The present document is part 33 of a multi-part deliverable covering the ISDN User Part (ISUP) version 4 for the international interface, as identified below:

- Part 1: "Basic services [ITU-T Recommendations Q.761 to Q.764 (1999) modified]";
- Part 2: "ISDN supplementary service [ITU-T Recommendation Q.730 (1999) modified]";
- Part 3: "Calling Line Identification Presentation (CLIP) supplementary service [ITU-T Recommendation Q.731, clause 3 (1993) modified]";
- Part 4: "Calling Line Identification Restriction (CLIR) supplementary service [ITU-T Recommendation Q.731, clause 4 (1993) modified]";
- Part 5: "Connected Line Identification Presentation (COLP) supplementary service [ITU-T Recommendation Q.731, clause 5 (1993) modified]";
- Part 6: "Connected Line Identification Restriction (COLR) supplementary service [ITU-T Recommendation Q.731, clause 6 (1993) modified]";
- Part 7: "Terminal Portability (TP) supplementary service [ITU-T Recommendation Q.733, clause 4 (1993) modified]";
- Part 8: "User-to-User Signalling (UUS) supplementary service [ITU-T Recommendation Q.737, clause 1 (1997) modified]";
- Part 9: "Closed User Group (CUG) supplementary service [ITU-T Recommendation Q.735, clause 1 (1993) modified]";
- Part 10: "Subaddressing (SUB) supplementary service [ITU-T Recommendation Q.731, clause 8 (1992) modified]";
- Part 11: "Malicious Call Identification (MCID) supplementary service [ITU-T Recommendation Q.731, clause 7 (1997) modified]";
- Part 12: "Conference call, add-on (CONF) supplementary service [ITU-T Recommendation Q.734, clause 1 (1993) and implementors guide (1998) modified]";
- Part 14: "Explicit Call Transfer (ECT) supplementary service [ITU-T Recommendation Q.732, clause 7 (1996) and implementors guide (1998) modified]";
- Part 15: "Diversion supplementary service [ITU-T Recommendation Q.732, clauses 2 to 5 (1999) modified]";
- Part 16: "Call Hold (HOLD) supplementary service [ITU-T Recommendation Q.733, clause 2 (1993) modified]";
- Part 17: "Call Waiting (CW) supplementary service [ITU-T Recommendation Q.733, clause 1 (1992) modified]";

- Part 18: "Completion of Calls to Busy Subscriber (CCBS) supplementary service [ITU-T Recommendation Q.733, clause 3 (1997) modified]";
- Part 19: "Three-Party (3PTY) supplementary service [ITU-T Recommendation Q.734, clause 2 (1996) and implementors guide (1998) modified]";
- Part 20: "Completion of Calls on No Reply (CCNR) supplementary service [ITU-T recommendation Q.733, clause 5 (1999) modified]";
- Part 21: "Anonymous Call Rejection (ACR) supplementary service [ITU-T Recommendation Q.731, clause 4 (1993)]";
- Part 22: "International Emergency Preference Scheme (IEPS) service [ITU-T Amendments (2002) to Q.761 - Q.764 (1999) modified]";
- Part 31: "Protocol Implementation Conformance Statement (PICS) proforma specification for basic services";
- Part 32: "Test Suite Structure and Test Purposes (TSS&TP) specification for basic services";
- Part 33: "Abstract Test Suite (ATS) and partial Protocol Implementation eXtra Information for Testing (PIXIT) proforma specification for basic services";**
- Part 34: "Protocol Implementation Conformance Statement (PICS) proforma specification for supplementary services";
- Part 35: "Test Suite Structure and Test Purposes (TSS&TP) specification for supplementary services";
- Part 36: "Abstract Test Suite (ATS) and partial Protocol Implementation eXtra Information for Testing (PIXIT) proforma specification for supplementary services".

NOTE: Parts 13 and 23 to 30 have not been issued.

<b>National transposition dates</b>	
Date of adoption of this EN:	27 June 2003
Date of latest announcement of this EN (doa):	30 September 2003
Date of latest publication of new National Standard or endorsement of this EN (dop/e):	31 March 2004
Date of withdrawal of any conflicting National Standard (dow):	31 March 2004

---

# 1 Scope

The present document contains the validation (conformance) test specification for ISUP v4 basic call control and signalling procedures defined in ITU-T Recommendation Q.764 [13] as endorsed by EN 300 356-1 [1]. The present document applies only to exchanges having implemented the ISUP v4 protocol specification. It is applicable for validation testing of all types of exchanges as defined in the ISUP v4 protocol specification.

NOTE: The compatibility tests are covered by ITU-T Recommendation Q.784.1 [9].

---

# 2 References

The following documents contain provisions which, through reference in this text, constitute provisions of the present document.

- References are either specific (identified by date of publication and/or edition number or version number) or non-specific.
- For a specific reference, subsequent revisions do not apply.
- For a non-specific reference, the latest version applies.

Referenced documents which are not found to be publicly available in the expected location might be found at <http://docbox.etsi.org/Reference>.

- [1] ETSI EN 300 356-1 (V3.2.2): "Integrated Services Digital Network (ISDN); Signalling System No.7; ISDN User Part (ISUP) version 3 for the international interface; Part 1: Basic services [ITU-T Recommendations Q.761 to Q.764 (1997), modified]".
- [2] ISO/IEC 9646-1 (1994): "Information technology - Open Systems Interconnection - Conformance testing methodology and framework - Part 1: General concepts".
- [3] ISO/IEC 9646-3: "Information technology - Open Systems Interconnection - Conformance testing methodology and framework - Part 3: The Tree and Tabular Combined Notation (TTCN)".
- [4] ISO/IEC 9646-5 (1994): "Information technology - Open Systems Interconnection - Conformance testing methodology and framework - Part 5: Requirements on test laboratories and clients for the conformance assessment process".
- [5] ISO/IEC 9646-7: "Information technology - Open Systems Interconnection - Conformance testing methodology and framework - Part 7: Implementation Conformance Statements".
- [6] ITU-T Recommendation E.164 (1997): "The international public telecommunication numbering plan".
- [7] ITU-T Recommendation Q.701 (1993): "Functional description of the message transfer part (MTP) of Signalling System No. 7".
- [8] ITU-T Recommendation Q.707 (1988): "Testing and maintenance".
- [9] ITU-T Recommendation Q.784.1 (1996): "Validation and compatibility for ISUP'92 and Q.767 protocols".
- [10] ITU-T Recommendation Q.784.2 (1997): "Abstract test suite for ISUP'92 basic call control procedures".
- [11] ITU-T Recommendation Q.784.3 (1999): "ISUP '97 basic call control procedures - Test suite structure and test purposes (TSS&TP)".
- [12] ITU-T Recommendation Q.761 (1997): "Signalling System No. 7 - ISDN User Part functional description".

- [13] ITU-T Recommendation Q.764 (1997): "Signalling System No. 7 - ISDN user part signalling procedures".
- [14] ITU-T Recommendation Q.730: "ISDN user part supplementary services".
- [15] ITU-T Recommendation Q.731: "Stage 3 description for number identification supplementary services using Signalling System No. 7".
- [16] ITU-T Recommendation Q.733: "Stage 3 description for call completion supplementary services using Signalling System No. 7".
- [17] ITU-T Recommendation Q.737: "Stage 3 description for additional information transfer supplementary services using Signalling System No. 7".
- [18] ITU-T Recommendation Q.735: "Stage 3 description for community of interest supplementary services using Signalling System No. 7".
- [19] ITU-T Recommendation Q.734 (1993): "Stage 3 description for multiparty supplementary services using Signalling System No. 7".
- [20] ITU-T Recommendation Q.732: "Stage 3 description for call offering supplementary services using Signalling System No. 7".
- [21] ITU-T Recommendation Q.762 (1997): "Signalling System No. 7 - ISDN User Part general functions of messages and signals".
- [22] ITU-T Recommendation Q.763 (1997): "Signalling System No. 7 - ISDN User Part formats and codes".
- [23] ITU-T Recommendation Q.767 (1991): "Application of the ISDN user part of CCITT signalling system No. 7 for international ISDN interconnections".
- [24] ITU-T Recommendation Q.724 (1988): "Telephone user part signalling procedures".

---

## 3 Definitions and abbreviations

### 3.1 Definitions

For the purposes of the present document, the following terms and definitions apply:

- terms defined in ISDN User Part (ISUP) reference specification ITU-T Recommendations Q.761 [12], Q.762 [21], Q.763 [22] and Q.764 [13] as endorsed by EN 300 356-1 [1];
- terms defined in ISO/IEC 9646-1 [2], ISO/IEC 9646-3 [3] and in ISO/IEC 9646-7 [5].

In particular, the following terms apply:

**Abstract Test Case (ATC):** complete and independent specification of the actions required to achieve a specific test purpose, defined at the level of abstraction of a particular Abstract Test Method, starting in a stable testing state and ending in a stable testing state (see ISO/IEC 9646-1, clause 3.3.3)

**Abstract Test Method (ATM):** description of how an IUT is to be tested, given at an appropriate level of abstraction to make the description independent of any particular realization of a Means of Testing, but with enough detail to enable abstract test cases to be specified for this method (see ISO/IEC 9646-1, clause 3.3.5)

**Abstract Test Suite (ATS):** test suite composed of abstract test cases (see ISO/IEC 9646-1, clause 3.3.6)

**Implementation Under Test (IUT):** implementation of one or more OSI protocols in an adjacent user/provider relationship, being part of a real open system which is to be studied by testing (see ISO/IEC 9646-1, clause 3.3.43)

**ISDN number:** number conforming to the numbering and structure specified in ITU-T Recommendation E.164



**Means of Testing (MOT):** combination of equipment and procedures that can perform the derivation, selection, parameterization and execution of test cases, in conformance with a reference standardized ATS, and can produce a conformance log (see ISO/IEC 9646-1, clause 3.3.54)

**Point of Control and Observation (PCO):** point within a testing environment where the occurrence of test events is to be controlled and observed, as defined in an Abstract Test Method (see ISO/IEC 9646-1, clause 3.3.64)

**pre-test condition:** setting or state in the IUT which cannot be achieved by providing stimulus from the test environment

**Protocol Implementation Conformance Statement (PICS):** statement made by the supplier of a protocol claimed to conform to a given specification, stating which capabilities have been implemented (see ISO/IEC 9646-1, clause 3.3.39 and clause 3.3.80)

**PICS proforma:** document, in the form of a questionnaire, which when completed for an implementation or system becomes the PICS

**Protocol Implementation eXtra Information for Testing (PIXIT):** statement made by a supplier or implementor of an IUT (protocol) which contains or references all of the information related to the IUT and its testing environment, which will enable the test laboratory to run an appropriate test suite against the IUT (see ISO/IEC 9646-1, clause 3.3.41 and clause 3.3.81)

**PIXIT proforma:** document, in the form of a questionnaire, which when completed for the IUT becomes the PIXIT

**System Under Test (SUT):** real open system in which the IUT resides (see ISO/IEC 9646-1, clause 3.3.103)

**user:** access protocol entity at the User side of the user-network interface where a T reference point or coincident S and T reference point applies

## 3.2 Abbreviations

The ISUP message acronyms can be found in table 2 of ITU-T Recommendation Q.762 [21] as endorsed by EN 300 356-1 [1].

For the purposes of the present document, the following abbreviations apply:

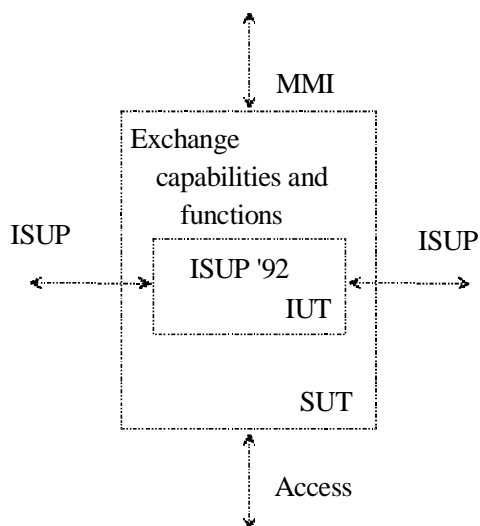
ACH	Access signalling PCO - (D-channel)
APH	Access physical circuit PCO - (B-channel)
ASP	Abstract Service Primitive
ATC	Abstract Test Case
ATM	Abstract Test Method
ATS	Abstract Test Suite
CAB	PCO for AB circuits
CAC	PCO for AC circuits
CIC	Circuit Identification Code
DLE	Destination Local Exchange
DSS1	Digital Subscriber System No. one
IncIE	Incoming International Exchange
ISDN	Integrated Services Digital Network
ISUP	ISDN User Part
ITE	International Transit Exchange
IUT	Implementation Under Test
LAB	PCO for signalling link AB
LAC	PCO for signalling link AC
LT	Lower Tester
MMI	Man Machine Interface
MNT	Maintenance PCO
MOT	Means Of Testing
MTC	Main Test Component
NTE	National Transit Exchange
OLE	Originating Local Exchange
OPR	Operator PCO
OutIE	Outgoing International Exchange

PCO	Point of Control and Observation
PCTR	Protocol Conformance Test Report
PICS	Protocol Implementation Conformance Statement
PIXIT	Protocol Implementation eXtra Information for Testing
PTC	Parallel Test Component
SCS	System Conformance Statement
SP	Signalling Point
SUT	System Under Test
TCP	Test Coordination Procedures
TP	Test Purpose
TSS	Test Suite Structure
TSS&TP	Test Suite Structure and Test Purposes
TTCN	Tree and Tabular Combined Notation
UNI	User-Network Interface
UT	Upper Tester

## 4 Implementation under test and test methods

### 4.1 Identification of the system and Implementation Under Test

The System Under Test (SUT) is an exchange.



**Figure 1/ITU-T Recommendation Q.784.2 [10]: Exchange as SUT**

The Implementation Under Test (IUT) is the ISUP '97 implementation in this exchange, as shown in figure 1/ITU-T Recommendation Q.784.2 [10].

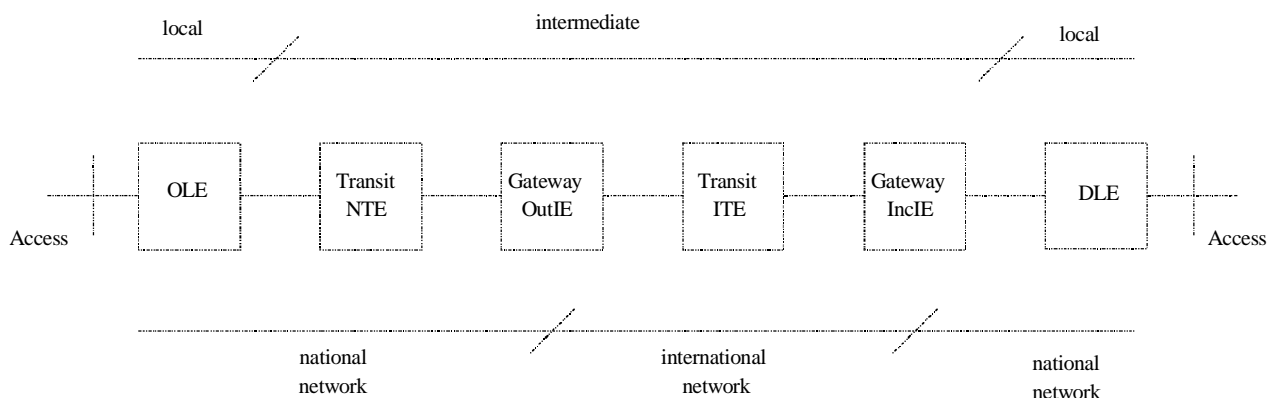
The aim of the ISUP implementation is to assure capabilities and functions for circuit and signalling supervision on one hand and for call handling on the other.

Circuit supervision is done mainly through the MMI (Man Machine Interface) of the exchange. The MMI interface is implementation dependent and thus not standardized.

The effects of signalling procedures of the ISDN User Part can be observed on the NNI (Network-Network Interface), on the circuits controlled by the ISUP. The ISUP signalling protocol can be observed on the SS7 link on the NNI.

The ISUP implementation will in some exchanges have to interwork with the access signalling system on the UNI (User-Network Interface) and involve call handling in order to establish end-to-end connections.

From the ISUP reference standard several types of exchanges (or roles) can be identified as presented in figure 2/ITU-T Recommendation Q.784.2 [10].



**Figure 2/ITU-T Recommendation Q.784.2 [10]: Roles of exchanges**

The exchanges can be divided in two main groups according to their functionality: local exchanges, where calls originate and terminate, and intermediate exchanges, with transit functionality. Local exchanges are national, i.e. belong to a national network. Intermediate exchanges are national or international. The international intermediate exchanges which permit access to the international network are the gateway exchanges (incoming and outgoing), also called ISCs - international switching centres.

The roles of the exchanges are summarized in table 1/ITU-T Recommendation Q.784.2 [10].

**Table 1/ITU-T Recommendation Q.784.2 [10]: Roles of exchanges**

		Local Exchange	Intermediate Exchange	
			National	International
Originating Local Exchange	TypeA	OLE		
Transit Exchange	TypeB		NTE	ITE
Incoming/Gateway Exchange	TypeA			InclE
Outgoing/Gateway Exchange	TypeA			OutIE
Destination Local Exchange	TypeA	DLE		

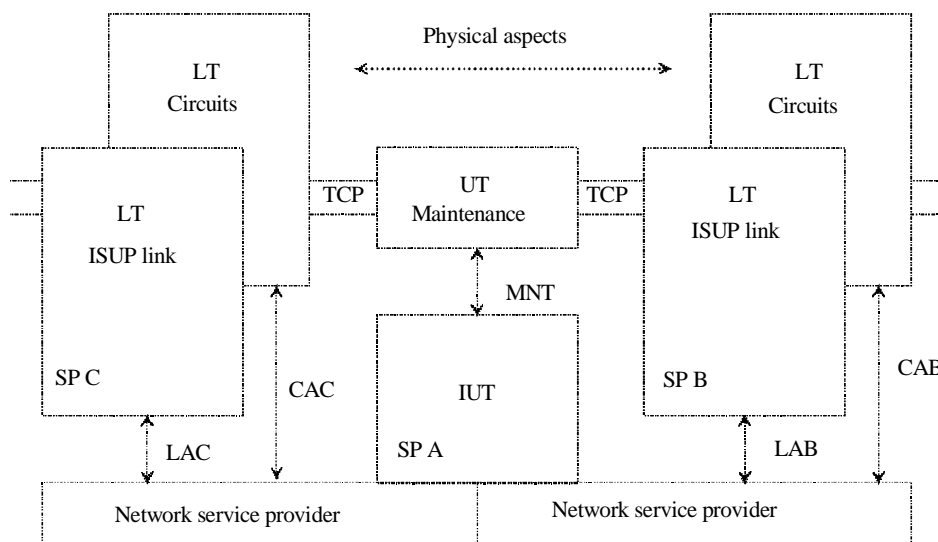
## 4.2 ATM and testing configuration for ISUP '92

The Abstract Test Method (ATM) chosen for the ISUP '97 testing specification is the distributed multiparty test method. The ATM is defined at an appropriate level of abstraction so that the test cases may be specified appropriately, without adding restrictions to the Implementation Under Test. The testing architectures are described in the following clauses.

The ATS is written in concurrent TTCN.

### 4.2.1 Intermediate exchanges

The configuration proposed for testing intermediate exchanges is shown in figure 3/ITU-T Recommendation Q.784.2 [10]. In order to test the protocol and functionality of transit and gateway exchanges one needs to consider the incoming and outgoing side of the SUT.



**Figure 3/ITU-T Recommendation Q.784.2 [10]: ISUP test method for intermediate exchanges**

The IUT is observed and controlled from two ISUP links with associated circuits. The Points of Control and Observation (PCO) are labelled LAB and CAB on one side, and LAC and CAC on the other.

The LAB and LAC PCOs are used by the Lower Testers (LT) for controlling the ISUP signalling link, whereas the CAB and CAC PCOs are used by the lower testers for observing circuit related events, such as connectivity, echo control check, alerting tone, etc.

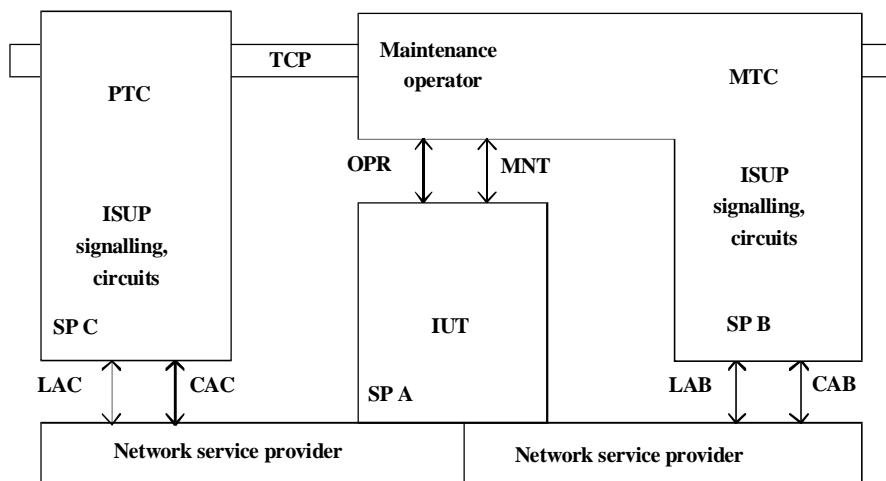
The ISUP PDUs to be sent and observed on the LAB PCO side allow for PDU constraints to be specified and coded down to the bit-level.

The MNT PCO is used by the Upper Tester (UT) to control and observe the maintenance functions of the exchange.

The underlying network service provider is the Message Transfer Part (MTP) protocol as specified in ITU-T Recommendation Q.701 [7] to ITU-T Recommendation Q.707 [8].

Figure 4/ITU-T Recommendation Q.784.3 [11] shows the actual used configuration for intermediate exchanges, with a main testing component (MTC), responsible for the A-B interface and a slave Parallel Testing Component (PTC), responsible for the C-A interface. The maintenance PCO (MNT) and the operator PCO (OPR), needed for a limited number of test cases are integrated in the MTC, for simplifying reasons.

The Test Coordination Procedures (TCP) allow for communication between the testers. The test components are mostly implicitly coordinated (asynchronously); the TCPs are only used when it is necessary to obtain the verdict from the parallel test component.



**Figure 4/ITU-T Recommendation Q.784.2 [10]: ISUP test configuration for intermediate exchanges**

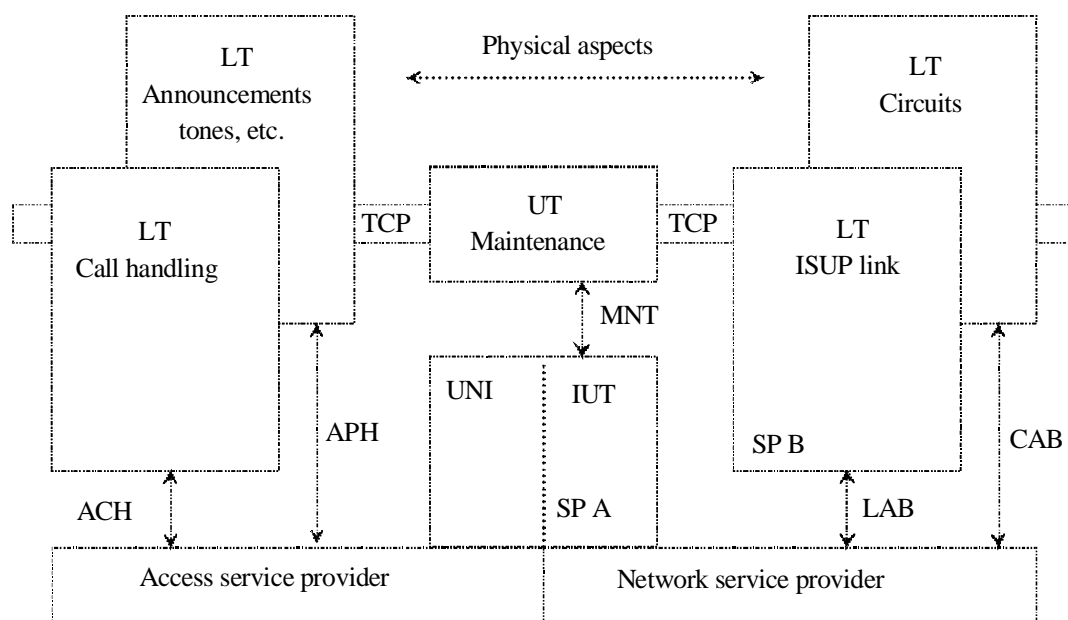
## 4.2.2 Local exchanges

When testing a local exchange as specified in the reference standard, it is difficult, if not impossible, to observe only ISUP PDUs, if functionality such as connectivity, tones and announcements etc. associated with protocol events is to be considered and used to assign verdicts. The reference standard often refers to actions or events initiated by or to be observed by the calling or called user.

A Point of Control of Observation (PCO) from ISUP (IUT) to the access side is needed, e.g. for stimulating the local exchange to originate a call (send an IAM). Another PCO is needed to check connectivity or to check tones generated etc. by the local exchange.

There is no exposed interface from ISUP (the IUT) towards the access side. For practical testing purposes the natural choice is the access interface. It is therefore reasonable to make use of the access interface (e.g. the user access interface DSS1) as a PCO and to use existing naming conventions for the Abstract Service Primitives (ASPs) to be used on this PCO.

Figure 5/ITU-T Recommendation Q.784.3 [11] presents a multiparty testing configuration for local exchanges. In this figure each tester has a single PCO. The PCO for the access uses the underlying access service provider (e.g. LAPD, in case of DSS1) for observing access events and stimulating the ISUP via the access. The ISUP implementation (IUT) cannot be tested without involving the User-Network Interface (UNI).



**Figure 5/ITU-T Recommendation Q.784.2 [10]: ISUP test method for originating/destination exchanges**

On the right side there are two PCOs as in the test configuration presented in the previous clause. The LAB PCO is used by the LT controlling the ISUP signalling link, whereas the CAB PCO is used by another LT controlling the traffic channels (for observing circuit related events, such as connectivity, echo control check, alerting tone, etc.).

The ISUP PDUs to be sent and observed on the LAB PCO side allow for PDU constraints to be specified and coded down to the bit level.

The MNT PCO is used by the Upper Tester to control and observe the maintenance functions of the exchange.

On the access side there are two PCOs and two LTs similar to the ones on network side. The ACH PCO is used to observe and control the Call Handling events, whereas the APH is used to control and observe physical aspects (e.g. tones and announcements).

The access PDUs to be sent and observed on the ACH PCO are chosen at an appropriate level of abstraction. For the access ASPs DSS1-like primitive names have been used, whereas access PDU constraints have not been coded to the bit level. The access aspects cannot be left out for local exchanges, widening in this respect to some extent the scope of the ISUP testing.

Figure 6/ITU-T Recommendation Q.784.3 [11] shows the actual used configuration for local exchanges, with a Master Testing Component (MTC), responsible for the A-B interface and a slave Parallel Testing Component (PTC), responsible for the UNI access interface. The maintenance PCO is integrated in the MTC, for simplifying reasons.

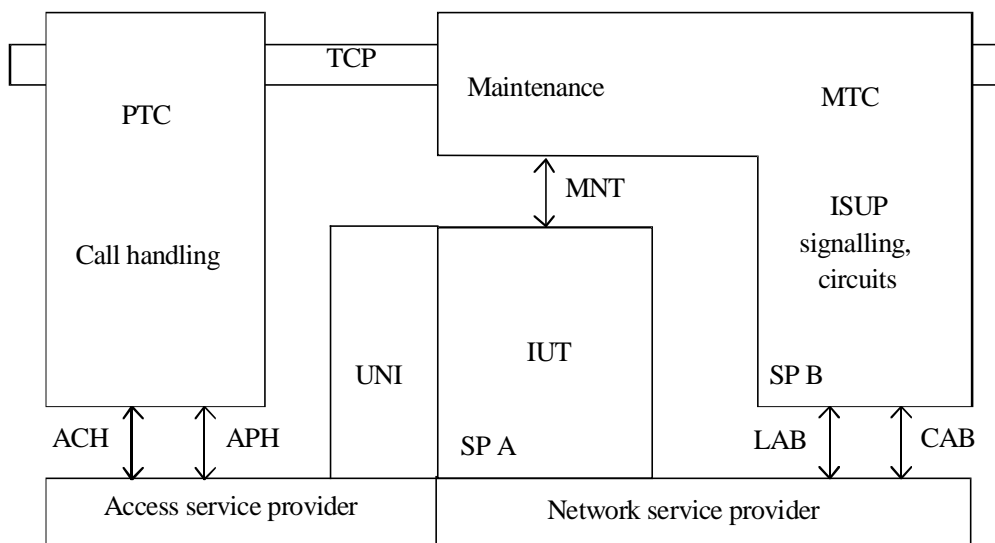


Figure 6/ITU-T Recommendation Q.784.2 [10]: ISUP test configuration for local exchanges

### 4.2.3 Master-slave aspects in the test configuration

Figures 4/ITU-T Recommendation Q.784.3 [11] and 6/ITU-T Recommendation Q.784.3 [11] show the logical test components of the adopted test configuration. The main test component is located on the right side of the IUT, whereas on the left side there are different parallel test components: ISUP (see figure 4/ITU-T Recommendation Q.784.2 [10]) and access (see figure 6/ITU-T Recommendation Q.784.2 [10]).

The ATS is written so that the appropriate configuration is chosen - depending on the exchange's *role* to be tested.

The right side main test component may be international or national ISUP and is configurable so that any two of these may be run - based on the answers given to PIXIT questions.

The left side parallel test component may be of any kind: it may be international or national ISUP, an access signalling system or a non-ISUP user part. At test execution exactly one of these configurations will be chosen - based on the information provided in the PICS and PIXIT.

For the gateway exchanges it is assumed by default that the call is set up from the left PTC to the right MTC. In some test cases the call set up is done in the reverse direction. These test cases are marked in the ATS with the configuration field set to "reversed". They have to be executed with a different set of PIXIT settings.

The message flow in the test cases is designed in such a way that the verdict is assigned based on observing the behaviour on the right side. The left side will in this case mainly act as a slave stimulus/acceptor. There are, however, test cases where the expected behaviour of both sides is needed to assign the verdict. An example of such a test case is the release on both sides after T7 (waiting for ACM) expiry, where the final verdict has to be based on the verdicts assigned on both the AB and the AC interfaces.

## 5 Conventions used within the ATS

Abbreviations for ISUP messages and parameters are used consistently throughout the present document. Abbreviations for the signalling information of ISUP as defined in ITU-T Recommendation Q.762 [21] endorsed by EN 300 356-1 [1] are consistently used within the ATS and are useful for understanding and/or maintaining the coding detail level.

### 5.1 Test suite parameters, constants and variables

Most test suite parameters are named using the pattern: TSP\_Xxx

Most test suite variables are named using the pattern: TSV\_Xxx

All test suite constants are named using the pattern: TSC\_Xxx

### 5.2 Test case variables

Most test case variables are named using the pattern: TCV\_Xxx

### 5.3 ASP constraints

The naming scheme for ASP constraints is: PDU\_XY\_more\_specific

Where PDU indicates the PDU type included, XY indicates the direction and more\_specific (if any) describes the constraint with abbreviated naming convention.

EXAMPLE: IAM\_BA\_PDC - indicates an IAM sent from SP B to SP A, with a propagation delay counter.

### 5.4 Timers

All timers are named using the pattern: TN[\_min or \_max]

EXAMPLE: T7, T7\_min, T7\_max.

### 5.5 Test suite operations

Most names for test suite operations follow the scheme: TSO\_TestSuiteOperationName

The TSO functions are specified using the syntax of C programming language.

### 5.6 Aliases

Aliases are extensively used instead of cumbersome names for ASP primitives (like MTP TRANSFER\_IND).

They are named using the scheme:

- S\_XXX for the sending of an ISUP message XXX which resolves to the MTP TRANSFER\_REQ primitive;
- R\_XXX for the receipt of an ISUP message XXX which is resolved to the MTP TRANSFER\_IND primitive.

## 5.7 Test case and step identifiers

The general naming convention for the test cases is: ISB\_{X}\_n\_n\_n...\_{a}\_{n\_a}

- where  $\times$  is either: **V** - valid stimulus, **I** - inopportune stimulus or **S** - syntactically invalid stimulus; **n** is a one or two digit test case number aligned with ITU-T Recommendation Q.784.1 [9] and **a** is a lowercase letter to distinguish between tests in case of variants. The last number plus lower case letter is sometimes used to further distinguish between test cases.

The general naming convention for the dispatcher test steps is: S\_n\_n\_n

- where the n-s are the same as the test case to which they relate.

The dispatched "slaves" are named as follows:

- ISUP slave: I\_n\_n\_n.....
- access slave: A\_n\_n\_n.....
- non-ISUP slave: T\_n\_n\_n.....

Some generic steps with appropriate names, e.g. to complete the call-setup (+S\_ACM\_etc\_BA, +R\_ACM\_etc\_AC) are also used.

## 5.8 Constraints

The constraints visible on the test case level are all ASP constraints. The ASPs are chained to PDU constraints every time an ISUP message is involved. This allows for a higher level of abstraction on the test case level and hides the information in the ASP constraint part. In the case of access PDUs, no further PDU constraints are defined. Generally derived PDU constraints are avoided for simplicity reasons.

## 5.9 Dynamic behaviour part

The general scheme of running a test case can be described shortly as follows:

- firstly, the control is given to the main test component, which starts executing. This main test component controls and observes the IUT on the AB signalling link;
- secondly after possibly initializing some data the main test component creates the corresponding parallel test component. This component is the slave process and it is located in a separate test step. It is dispatched using a parameter derived from the role of the exchange to be tested. For each test case exactly one concurrent "slave" parallel test component, either ISUP, or access, or non-ISUP is created. For example if the test configuration requires an ISUP tester on the left side, then the ISUP parallel test component is created, a.s.o;
- the main (right) and the parallel (left) test components will then cooperate, most of the time asynchronously driven by the received messages, until the test purpose is achieved and the verdict is set;
- the behaviour description is kept on an abstract level, hiding whenever it is possible programming details in the underlying test steps. Test steps are used whenever this saves code without decreasing the readability of the test case. Often functionally related test steps are grouped together using local trees;
- the comment fields are extensively used. The message sequence chart for the chosen testing configuration is provided at test case level to quickly give an overview of the expected behaviour. For optimal readability a non-proportional font is used for printing the arrow diagrams.



## 5.10 Pre-test conditions

For each test it is assumed that the circuits are unblocked from both sides and idle. Some particular test cases need special pre-test conditions. These are presented in the table 2/ITU-T Recommendation Q.784.3 [11].

**Table 2/ITU-T Recommendation Q.784.3 [11]: Special pre-test conditions**

Pre-test condition	Test case
Arrange the data in the IUT such that pass on is not possible.	IBC_V_1_7_1_4 IBC_V_1_7_1_5 IBC_V_1_7_2_5 IBC_V_1_7_2_6_a IBC_V_1_7_2_6_b IBC_V_1_7_2_7_a IBC_V_1_7_2_7_b
Arrange the data in the IUT such that the unknown parameter will be passed on by the IUT.	IBC_I_1_7_2_9_a
Arrange the data in the IUT such that the unknown parameter will be discarded by the IUT.	IBC_I_1_7_2_9_b
Arrange the data in the IUT such that the call is switched via satellite connection.	IBC_V_2_3_4_a IBC_V_2_3_4_b IBC_V_2_3_4_c
Arrange the data in the IUT such that a network initiated Suspend message can be triggered by signalling point C (SP C).	IBC_V_3_5_b
Arrange the data in the IUT such that it is unable to return the circuit to the idle condition in response to a release message.	IBC_V_5_1
Arrange the data in the IUT such that a continuity check is required on the outgoing circuit.	IBC_V_6_1_1_a
Arrange the data in the IUT such that a continuity check is applied on this call.	IBC_V_6_1_3_a
Arrange the data in the IUT such that a continuity check is required on the outgoing circuit.	IBC_V_6_1_4_a IBC_V_6_1_5 IBC_V_6_2_4
Arrange the data in the IUT such that fallback occurs in the IUT.	IBC_V_6_6_3_a IBC_V_6_6_3_b
Arrange the data in the IUT such that there are enough circuits available for the call.	IBC_V_7_3_7 IBC_V_7_3_8 IBC_V_7_3_9
Arrange the data in the IUT such that the ISDN User Part of signalling point B (SP B) becomes unavailable in the IUT.	IBC_V_8_2_2 IBC_V_8_2_3
Arrange the data in the IUT such that the call is routed over a route not requiring echo control devices.	IBC_V_9_1_2

## 6 Test Suite Structure (TSS)

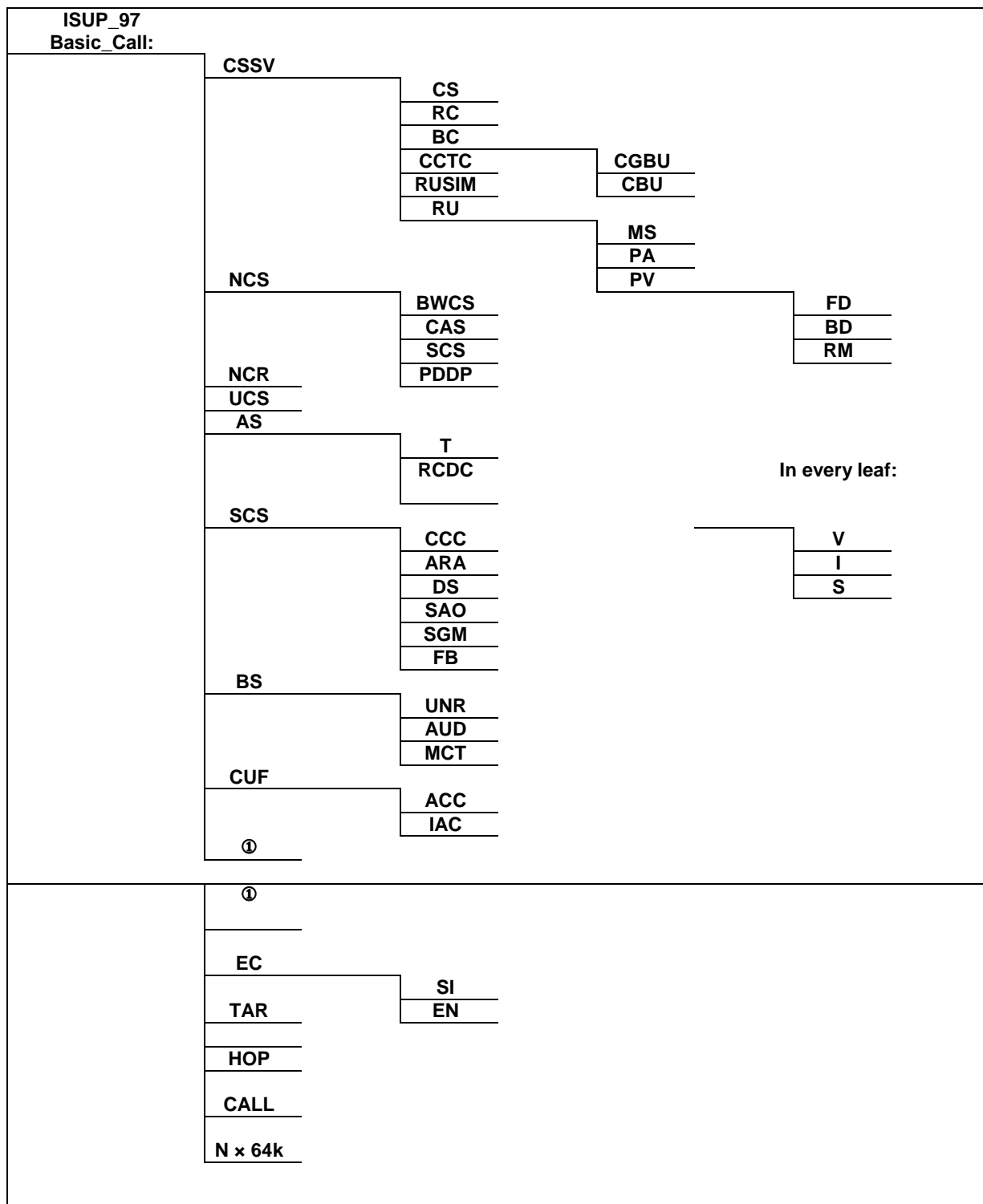


Figure 7/ITU-T Recommendation Q.784.3 [11]: Test suite structure ISUP\_92

**Basic\_Call:**

The test suite structure naming conventions are:

- CSSV Circuit Supervision and Signalling Supervision;
- CS Circuit Supervision;
- RC Reset of Circuits;
- BC Blocking of Circuits;
- CGBU Circuit Group Blocking Unblocking;
- CBU Circuit Blocking Unblocking;
- CCTC Continuity Check Test Call;
- RUSIM Receipt of Unreasonable Signalling Information Messages;
- RU Receipt of Unknown;
- MS Messages;
- PA PArameters;
- PV Parameter Values;
- FD in the Forward Direction;
- BD in the Backward Direction;
- RM in the Release Message;
- NCS Normal Call Setup ordinary speech calls;
- BWCS Both Way Circuit Selection;
- CAS Called Address Sending;
- SCS Successful Call Setup;
- PDDP Propagation Delay Determination Procedure;
- NCR Normal Call Release;
- UCS Unsuccessful Call Setup;
- AS Abnormal Situations;
- T Timers;
- RCDC Reset of Circuit During a Call;
- SCS Special Call Setup;
- CCC Continuity Check Call;
- ARA Automatic Repeat Attempt;
- DS Dual Seizure;
- SAO Semi-automatic operation;
- SGM Simple seGmentation;
- FB FallBack;
- BS Bearer Services;

- UNR 64 kbit/s UNRestricted connection types;
- AUD 3,1 kHz AUDio connection type;
- MCT Multirate Connection Types;
- CUF Congestion and User Flow control;
- ACC Automatic Congestion Control;
- IAC ISUP Availability Control;
- EC Echo Control;
- SI SImple echo control;
- EN ENhanced echo control;
- TAR Temporary Alternate Routing;
- HOP HOP counter procedure;
- CALLCOL CALL COLlect request procedure;
- N × 64k N × 64 kbit/s connection type;
- V Valid behaviour stimulus;
- I Inopportune stimulus;
- S Syntactically incorrect stimulus (e.g. outside range, use of spare values).

---

## 7 Test Purposes (TP)

### 7.1 Introduction

For each test requirement a Test Purpose (TP) is defined.

#### 7.1.1 Test Purpose (TP) naming convention

Test Purposes are numbered, following the scheme of ITU-T Recommendation Q.784.1 [9], within each group. Groups are organized according to the Test Suite Structure (TSS) down to the last but one level. The classification in the V/I/S groups is done by the inclusion of V, I or S in the test case name. Additional qualifiers, in the form of lower case letters, are added to identify variants within one generic test case from ITU-T Recommendation Q.784.1 [9], see table 3/ITU-T Recommendation Q.784.3 [11]. Additionally defined test cases are numbered succeeding the ones used in ITU-T Recommendation Q.784.1 [9].

**Table 3/ITU-T Recommendation Q.784.2 [10]: TP Identifier naming convention scheme**

Identifier:		<b>IBC_&lt;V/I/S&gt;_&lt;N&gt;_&lt;N&gt;...&lt;N&gt;_&lt;a&gt;</b>
<b>IBC</b>	=	<b>ISUP '97 Basic Call</b>
<group>	=	group: one character field representing the group reference according to TSS V: Valid stimulus I: Inopportune stimulus S: Syntactically invalid stimulus
<N>	=	Corresponding reference numbers in ITU-T Recommendation Q.784.1 [9] (if any)
<a>	=	Lower case character distinguishing tests with same reference number

In the subgroups of CSSV/RU/PV/(FD, BD, RM) some special naming conventions apply: The clause number of the parameter coding description in ITU-T Recommendation Q.763 [22] as endorsed by EN 300 356-1 [1] has been included in the test case name to differentiate the various tests of parameter values.

## 7.1.2 Source of test purpose definition

The test purposes have been developed based on ITU-T Recommendation Q.784.1 [9]. Some additional validation test cases are defined.

## 7.1.3 Test Purpose structure

The test purpose structure is according to the Test Suite Structure (TSS).

Test Purposes that test normal behaviour have been grouped in the V - valid behaviour group.

Test Purposes that test the IUT behaviour in situations that are not normal operation have been grouped in the I - Inopportune stimulus group.

Test Purposes that test the IUT behaviour on spare values or values out of range have been grouped in the S - Syntactically incorrect stimulus group.

## 7.2 Test Purposes for the Basic Call

All of the following test purposes belong to the main group ISUP\_97\_Basic\_Call.

### 7.2.1 CSSV Circuit supervision and signalling supervision

TSS CSSV/CS/	TP IBC_I_1_1	ISUP '97 reference N/A	Selection expression	ITU-T Recommendation Q.784.1 [9], reference 1.1
Test Purpose <i>Non-allocated circuits.</i> To verify that on the receipt of a CIC relating to a circuit which does not exist, the IUT will discard the message and alert the maintenance system.				

TSS CSSV/RC/	TP IBC_V_1_2_1	ISUP '97 reference ITU-T Recommendation Q.764 [13], clause 2.9.3.1 b)	Selection expression	ITU-T Recommendation Q.784.1 [9], reference 1.2.1
Test Purpose <i>RSC received on an idle circuit.</i> To verify that on receipt of a Reset circuit message the IUT will respond by sending a Release complete message.				

TSS CSSV/RC/	TP IBC_V_1_2_2	ISUP '97 reference ITU-T Recommendation Q.764 [13] clause 2.9.3.1	Selection expression	ITU-T Recommendation Q.784.1 [9], reference 1.2.2
Test Purpose <i>RSC sent on an idle circuit.</i> To verify that the IUT is able to generate a Reset circuit message.				

TSS CSSV/RC/	TP IBC_V_1_2_3	ISUP '97 reference ITU-T Recommendation Q.764 [13], clause 2.9.3.1 c)	Selection expression	ITU-T Recommendation Q.784.1 [9], reference 1.2.3
-----------------	-------------------	---	-------------------------	--

## Test Purpose

*RSC received on a locally blocked circuit.*

To verify that on receipt of a Reset circuit message while in its locally blocked state, the IUT will respond by sending a Blocking message and a Release complete message.

TSS CSSV/RC/	TP IBC_V_1_2_4	ISUP '97 reference ITU-T Recommendation Q.764 [13], clause 2.9.3.1 d)	Selection expression	ITU-T Recommendation Q.784.1 [9], reference 1.2.4
-----------------	-------------------	---	-------------------------	--

## Test Purpose

*RSC received on a remotely blocked circuit.*

To verify that the IUT is able to react to a Reset circuit message for a remotely blocked circuit.

TSS CSSV/RC/	TP IBC_V_1_2_5_a	ISUP '97 reference ITU-T Recommendation Q.764 [13], clause 2.9.3.2	Selection expression	ITU-T Recommendation Q.784.1 [9], reference 1.2.5
-----------------	---------------------	--	-------------------------	--

## Test Purpose

*Circuit group reset received.*

To verify that on receipt of one Circuit group reset message the IUT will respond by sending a Circuit group reset acknowledge message.

TSS CSSV/RC/	TP IBC_S_1_2_5_b	ISUP '97 reference ITU-T Recommendation Q.764 [13], clause 2.9.3.2	Selection expression	ITU-T Recommendation Q.784.1 [9], reference 1.2.5
-----------------	---------------------	--	-------------------------	--

## Test Purpose

*Circuit group reset received.*

To verify that a Circuit group reset message is discarded by the IUT if there are no circuits affected by the message.

TSS CSSV/RC/	TP IBC_S_1_2_5_c	ISUP '97 reference ITU-T Recommendation Q.764 [13], clause 2.9.3.2, 2.9.3.3 i)	Selection expression	ITU-T Recommendation Q.784.1 [9], reference 1.2.5
-----------------	---------------------	---	-------------------------	--

## Test Purpose

*Circuit group reset received.*

To verify that a Circuit group reset message is discarded by the IUT if there are more than 32 circuits affected by the message.

TSS CSSV/RC/	TP IBC_V_1_2_6	ISUP '97 reference ITU-T Recommendation Q.764 [13], clause 2.9.3.2	Selection expression	ITU-T Recommendation Q.784.1 [9], reference 1.2.6
-----------------	-------------------	--	-------------------------	--

## Test Purpose

*Circuit group reset sent.*

To verify that the IUT is able to generate a Circuit group reset message.

TSS CSSV/RC/	TP IBC_V_1_2_7	ISUP '97 reference ITU-T Recommendation Q.764 [13], clause 2.9.3.2 d)	Selection expression	ITU-T Recommendation Q.784.1 [9], reference 1.2.7
-----------------	-------------------	---	-------------------------	--

## Test Purpose

*Circuit group reset received on remotely blocked circuits.*

To verify that the IUT is able to react to a Circuit group reset message correctly for remotely blocked circuits.

TSS CSSV/BC/CGBU/	TP IBC_V_1_3_1_1_a	ISUP '97 reference ITU-T Recommendation Q.764 [13], clause 2.8.2, 2.8.2.2	Selection expression	ITU-T Recommendation Q.784.1 [9], reference 1.3.1.1
----------------------	-----------------------	---	-------------------------	--

## Test Purpose

*CGB and CGU received (maintenance oriented).*

To verify that the Circuit group blocking feature (maintenance oriented) can be correctly initiated.

TSS CSSV/BC/CGBU/	TP IBC_S_1_3_1_1_b	ISUP '97 reference ITU-T Recommendation Q.764 [13], clause 2.8.2.2	Selection expression	ITU-T Recommendation Q.784.1 [9], reference 1.3.1.1
----------------------	-----------------------	--	-------------------------	--

## Test Purpose

*CGB for 0 circuit received (maintenance oriented).*

To verify that a Circuit group blocking message (maintenance oriented) is discarded by the IUT if there are no circuits affected by the message.

TSS CSSV/BC/CGBU/	TP IBC_S_1_3_1_1_c	ISUP '97 reference ITU-T Recommendation Q.764 [13], clause 2.8.2.3 ix)	Selection expression	ITU-T Recommendation Q.784.1 [9], reference 1.3.1.1
----------------------	-----------------------	--	-------------------------	--

## Test Purpose

*CGB for more than 32 circuits received (maintenance oriented).*

To verify that a Circuit group blocking message (maintenance oriented) is discarded by the IUT if there are more than 32 circuits affected by the message.

TSS CSSV/BC/CGBU/	TP IBC_V_1_3_1_1_d	ISUP '97 reference ITU-T Recommendation Q.764 [13], clause 2.8.2.2	Selection expression	ITU-T Recommendation Q.784.1 [9], reference 1.3.1.1
----------------------	-----------------------	--	-------------------------	--

## Test Purpose

*CGB and CGU received (hardware failure oriented).*

To verify that the Circuit group blocking feature (hardware failure oriented) can be correctly initiated.

TSS CSSV/BC/CGBU/	TP IBC_S_1_3_1_1_e	ISUP '97 reference ITU-T Recommendation Q.764 [13], clause 2.8.2.2	Selection expression	ITU-T Recommendation Q.784.1 [9], reference 1.3.1.1
----------------------	-----------------------	--	-------------------------	--

## Test Purpose

*CGB for 0 circuit received (hardware failure oriented).*

To verify that a Circuit group blocking message (hardware failure oriented) is discarded by the IUT if there are no circuits affected by the message.

<b>TSS</b> <b>CSSV/BC/CGBU/</b>	<b>TP</b> <b>IBC_S_1_3_1_1_f</b>	<b>ISUP '97 reference</b> <b>ITU-T</b> <b>Recommendation</b> <b>Q.764 [13],</b> <b>clause 2.8.2.3 ix)</b>	<b>Selection</b> <b>expression</b>	<b>ITU-T</b> <b>Recommendation</b> <b>Q.784.1 [9],</b> <b>reference 1.3.1.1</b>
------------------------------------	-------------------------------------	---	---------------------------------------	--

## Test Purpose

*CGB for more than 32 circuits received (hardware failure oriented).*

To verify that a Circuit group blocking message (hardware failure oriented) is discarded by the IUT if there are more than 32 circuits affected by the message.

<b>TSS</b> <b>CSSV/BC/CGBU/</b>	<b>TP</b> <b>IBC_V_1_3_1_2_a</b>	<b>ISUP '97 reference</b> <b>ITU-T</b> <b>Recommendation</b> <b>Q.764 [13],</b> <b>clause 2.8.2.2</b>	<b>Selection</b> <b>expression</b>	<b>ITU-T</b> <b>Recommendation</b> <b>Q.784.1 [9],</b> <b>reference 1.3.1.2</b>
------------------------------------	-------------------------------------	---	---------------------------------------	--

## Test Purpose

*CGB and CGU sent.*

To verify that the IUT is able to generate a Circuit group blocking message and a Circuit group unblocking message (both maintenance oriented).

<b>TSS</b> <b>CSSV/BC/CGBU/</b>	<b>TP</b> <b>IBC_V_1_3_1_2_b</b>	<b>ISUP '97 reference</b> <b>ITU-T</b> <b>Recommendation</b> <b>Q.764 [13],</b> <b>clause 2.8.2.2</b>	<b>Selection</b> <b>expression</b>	<b>ITU-T</b> <b>Recommendation</b> <b>Q.784.1 [9],</b> <b>reference 1.3.1.2</b>
------------------------------------	-------------------------------------	---	---------------------------------------	--

## Test Purpose

*CGB and CGU sent.*

To verify that the IUT is able to generate a Circuit group blocking message and a Circuit group unblocking message (both hardware failure oriented).

<b>TSS</b> <b>CSSV/BC/CGBU/</b>	<b>TP</b> <b>IBC_V_1_3_1_3</b>	<b>ISUP '97 reference</b> <b>ITU-T</b> <b>Recommendation</b> <b>Q.764 [13],</b> <b>clause 2.8.2.2</b>	<b>Selection</b> <b>expression</b>	<b>ITU-T</b> <b>Recommendation</b> <b>Q.784.1 [9],</b> <b>reference</b> <b>None</b>
------------------------------------	-----------------------------------	---	---------------------------------------	---

## Test Purpose

*Blocking with CBG (maintenance oriented); unblocking with UBL.*

To verify that a circuit which is blocked by a maintenance oriented Circuit group blocking message can be unblocked by an Unblocking message.

<b>TSS</b> <b>CSSV/BC/CGBU/</b>	<b>TP</b> <b>IBC_I_1_3_1_4</b>	<b>ISUP '97 reference</b> <b>ITU-T</b> <b>Recommendation</b> <b>Q.764 [13],</b> <b>clause 2.8.2.2</b>	<b>Selection</b> <b>expression</b>	<b>ITU-T</b> <b>Recommendation</b> <b>Q.784.1 [9],</b> <b>reference</b> <b>None</b>
------------------------------------	-----------------------------------	---	---------------------------------------	---

## Test Purpose

*UBL after CGB (hardware failure oriented).*

To verify that a hardware failure oriented blocking state cannot be removed by an Unblocking message.

<b>TSS</b> <b>CSSV/BC/CGBU/</b>	<b>TP</b> <b>IBC_I_1_3_1_5_a</b>	<b>ISUP '97 reference</b> <b>ITU-T</b> <b>Recommendation</b> <b>Q.764 [13],</b> <b>clause 2.8.2.3 i)</b>	<b>Selection</b> <b>expression</b>	<b>ITU-T</b> <b>Recommendation</b> <b>Q.784.1 [9],</b> <b>reference</b> <b>None</b>
------------------------------------	-------------------------------------	--	---------------------------------------	---

## Test Purpose

*CGB sent for remotely blocked circuits (maintenance oriented).*

To verify that a Circuit group blocking acknowledgement message is returned if a Circuit group blocking message is received by the IUT for remotely blocked circuits (all maintenance oriented).



TSS CSSV/BC/CGBU/	TP IBC_I_1_3_1_5_b	ISUP '97 reference ITU-T Recommendation Q.764 [13], clause 2.8.2.3 i)	Selection expression	ITU-T Recommendation Q.784.1 [9], reference None
----------------------	-----------------------	---	-------------------------	--

## Test Purpose

*CGB sent for remotely blocked circuits (hardware failure).*

To verify that a Circuit group blocking acknowledgement message is returned if a Circuit group blocking message is received by the IUT for remotely blocked circuits (all hardware failure oriented).

TSS CSSV/BC/CGBU/	TP IBC_I_1_3_1_6_a	ISUP '97 reference ITU-T Recommendation Q.764 [13], clause 2.8.2.3 ii)	Selection expression	ITU-T Recommendation Q.784.1 [9], reference None
----------------------	-----------------------	--	-------------------------	--

## Test Purpose

*CGU sent for unblocked circuits (maintenance oriented).*

To verify that a Circuit group unblocking acknowledge message is returned if a Circuit group unblocking message is received by the IUT for unblocked circuits (all maintenance oriented).

TSS CSSV/BC/CGBU/	TP IBC_I_1_3_1_6_b	ISUP '97 reference ITU-T Recommendation Q.764 [13], clause 2.8.2.3 ii)	Selection expression	ITU-T Recommendation Q.784.1 [9], reference None
----------------------	-----------------------	--	-------------------------	--

## Test Purpose

*CGU sent for unblocked circuits (hardware failure oriented).*

To verify that a Circuit group unblocking acknowledge message is returned if a Circuit group unblocking message is received by the IUT for unblocked circuits (all hardware failure oriented).

TSS CSSV/BC/CGBU/	TP IBC_I_1_3_1_7_a	ISUP '97 reference ITU-T Recommendation Q.764 [13], clause 2.8.2.3 iii)	Selection expression	ITU-T Recommendation Q.784.1 [9], reference None
----------------------	-----------------------	---	-------------------------	--

## Test Purpose

*Circuit group blocking for unequipped circuits.*

To verify that the IUT will return a Circuit group blocking acknowledge message with no indication for unequipped circuits if the corresponding Circuit group blocking message contains unequipped circuits (all maintenance oriented).

TSS CSSV/BC/CGBU/	TP IBC_I_1_3_1_7_b	ISUP '97 reference ITU-T Recommendation Q.764 [13], clause 2.8.2.3 iii)	Selection expression	ITU-T Recommendation Q.784.1 [9], reference None
----------------------	-----------------------	---	-------------------------	--

## Test Purpose

*Circuit group blocking for unequipped circuits.*

To verify that the IUT will return a Circuit group blocking acknowledge message with no indication for unequipped circuits if the corresponding Circuit group blocking message contains unequipped circuits (all hardware failure oriented).

TSS CSSV/BC/CGBU/	TP IBC_I_1_3_1_8_a	ISUP '97 reference ITU-T Recommendation Q.764 [13], clause 2.8.2.3 vi)	Selection expression	ITU-T Recommendation Q.784.1 [9], reference None
----------------------	-----------------------	--	-------------------------	--

## Test Purpose

*Wrong CGUA received.*

To verify that on receipt of a Circuit group unblocking acknowledge message which states unblocking of circuits which shall stay in locally blocked state, these circuits stay in locally blocked state and that the maintenance system is alerted (all maintenance oriented).

<b>TSS CSSV/BC/CGBU/</b>	<b>TP IBC_I_1_3_1_8_b</b>	<b>ISUP '97 reference ITU-T Recommendation Q.764 [13], clause 2.8.2.3 vi)</b>	<b>Selection expression</b>	<b>ITU-T Recommendation Q.784.1 [9], reference None</b>
Test Purpose <i>Wrong CGUA received.</i> To verify that on receipt of a Circuit group unblocking acknowledge message which states unblocking of circuits which shall stay in locally blocked state these circuits stay in locally blocked state and that the maintenance system is alerted (all hardware failure oriented).				

<b>TSS CSSV/BC/CGBU/</b>	<b>TP IBC_I_1_3_1_9_a</b>	<b>ISUP '97 reference ITU-T Recommendation Q.764 [13], clause 2.8.2.3 vii)</b>	<b>Selection expression</b>	<b>ITU-T Recommendation Q.784.1 [9], reference None</b>
Test Purpose <i>Unexpected CGBA.</i> To verify that an unexpected Circuit group blocking acknowledge message (maintenance oriented) will be discarded by the IUT without blocking the affected circuits.				

<b>TSS CSSV/BC/CGBU/</b>	<b>TP IBC_I_1_3_1_9_b</b>	<b>ISUP '97 reference ITU-T Recommendation Q.764 [13], clause 2.8.2.3 vii)</b>	<b>Selection expression</b>	<b>ITU-T Recommendation Q.784.1 [9], reference None</b>
Test Purpose <i>Unexpected CGBA.</i> To verify that an unexpected Circuit group blocking acknowledge message (hardware failure oriented) will be discarded by the IUT without blocking the affected circuits.				

<b>TSS CSSV/BC/CGBU/</b>	<b>TP IBC_I_1_3_1_10_a</b>	<b>ISUP '97 reference ITU-T Recommendation Q.764 [13], clause 2.8.2.3 vii)</b>	<b>Selection expression</b>	<b>ITU-T Recommendation Q.784.1 [9], reference None</b>
Test Purpose <i>Unexpected CGUA.</i> To verify that an unexpected Circuit group unblocking acknowledge message (maintenance oriented) will be discarded by the IUT without unblocking the affected circuits.				

<b>TSS CSSV/BC/CGBU/</b>	<b>TP IBC_I_1_3_1_10_b</b>	<b>ISUP '97 reference ITU-T Recommendation Q.764 [13], clause 2.8.2.3 vii)</b>	<b>Selection expression</b>	<b>ITU-T Recommendation Q.784.1 [9], reference None</b>
Test Purpose <i>Unexpected CGUA.</i> To verify that an unexpected Circuit group unblocking acknowledge message (hardware failure oriented) will be discarded by the IUT without unblocking the affected circuits.				

<b>TSS CSSV/BC/CBU/</b>	<b>TP IBC_V_1_3_2_1</b>	<b>ISUP '97 reference ITU-T Recommendation Q.764 [13], clause 2.8.2</b>	<b>Selection expression</b>	<b>ITU-T Recommendation Q.784.1 [9], reference 1.3.2.1</b>
Test Purpose <i>BLO received.</i> To verify that the blocking/unblocking procedure can be correctly initiated.				

TSS CSSV/BC/CBU/	TP IBC_V_1_3_2_2	ISUP '97 reference 2.8.2/ITU-T Recommendation Q.764 [13]	Selection expression	ITU-T Recommendation Q.784.1 [9], reference 1.3.2.2
---------------------	---------------------	---	----------------------	--

Test Purpose  
*BLO sent.*

To verify that the IUT is able to generate Blocking messages.

TSS CSSV/BC/CBU/	TP IBC_V_1_3_2_3	ISUP '97 reference 2.8.2/ITU-T Recommendation Q.764 [13] 2.8.2.3 x)/ITU-T Recommendation Q.764 [13]	Selection expression	ITU-T Recommendation Q.784.1 [9], reference 1.3.2.3
---------------------	---------------------	---	----------------------	--

Test Purpose

*Blocking from both ends; removal of blocking from one end.*

To verify that the blocking/unblocking procedure can be correctly initiated.

TSS CSSV/BC/CBU/	TP IBC_V_1_3_2_4	ISUP '97 reference 2.8.2.3 xiv)/ITU-T Recommendation Q.764 [13]	Selection expression	ITU-T Recommendation Q.784.1 [9], reference 1.3.2.4
---------------------	---------------------	--	----------------------	--

Test Purpose

*IAM received on a remotely blocked circuit.*

To verify that a received IAM will unblock a remotely blocked circuit.

TSS CSSV/BC/CBU/	TP IBC_V_1_3_2_5	ISUP '97 reference 2.8.2/ITU-T Recommendation Q.764 [13] 2.8.2.2/ITU-T Recommendation Q.764 [13]	Selection expression	ITU-T Recommendation Q.784.1 [9], reference 1.3.2.5
---------------------	---------------------	--	----------------------	--

Test Purpose

*Blocking with CGB, unblocking with UBL.*

To verify that a circuit which is blocked by a maintenance oriented circuit group blocking message can successfully be unblocked by an Unblocking message.

TSS CSSV/BC/CBU/	TP IBC_V_1_3_2_6	ISUP '97 reference 2.8.2/ITU-T Recommendation Q.764 [13] 2.8.2.2/ITU-T Recommendation Q.764 [13]	Selection expression	ITU-T Recommendation Q.784.1 [9], reference None
---------------------	---------------------	--	----------------------	--

Test Purpose

*Blocking with BLO, unblocking with CGU.*

To verify that a circuit which is blocked by a Blocking message can successfully be unblocked by a maintenance oriented Circuit group unblocking message.

TSS CSSV/BC/CBU/	TP IBC_I_1_3_2_7	ISUP '97 reference 2.8.2.3 xi)/ITU-T Recommendation Q.764 [13]	Selection expression	ITU-T Recommendation Q.784.1 [9], reference None
---------------------	---------------------	---	----------------------	--

Test Purpose

*Unblocking message for unblocked circuit.*

To verify that the IUT will return an Unblocking acknowledge message if for an unblocked circuit an Unblocking message is received.

<b>TSS</b> <b>CSSV/BC/CBU/</b>	<b>TP</b> <b>IBC_I_1_3_2_8</b>	<b>ISUP '97 reference</b> <b>2.8.2.3 xii)/ITU-T</b> <b>Recommendation</b> <b>Q.764 [13]</b>	<b>Selection expression</b>	<b>ITU-T</b> <b>Recommendation</b> <b>Q.784.1 [9],</b> <b>reference</b> <b>None</b>
-----------------------------------	-----------------------------------	--	-----------------------------	---

## Test Purpose

*Unexpected BLA for an unblocked circuit.*

To verify that if an unexpected Blocking acknowledge message is received for an unblocked circuit the circuit remains unblocked and that the maintenance system is alerted.

<b>TSS</b> <b>CSSV/BC/CBU/</b>	<b>TP</b> <b>IBC_I_1_3_2_9</b>	<b>ISUP '97 reference</b> <b>2.8.2.3 xiii)/ITU-T</b> <b>Recommendation</b> <b>Q.764 [13]</b>	<b>Selection expression</b>	<b>ITU-T</b> <b>Recommendation</b> <b>Q.784.1 [9],</b> <b>reference</b> <b>None</b>
-----------------------------------	-----------------------------------	---	-----------------------------	---

## Test Purpose

*Unexpected UBA for blocked circuit.*

To verify that after receiving an unexpected Unblocking acknowledge message for a blocked circuit the IUT will alert the maintenance system and that the circuit remains blocked.

<b>TSS</b> <b>CSSV/CCP/</b>	<b>TP</b> <b>IBC_V_1_4_1</b>	<b>ISUP '97 reference</b> <b>2.1.8/ITU-T</b> <b>Recommendation</b> <b>Q.764 [13]</b>	<b>Selection expression</b>	<b>ITU-T</b> <b>Recommendation</b> <b>Q.784.1 [9],</b> <b>reference</b> <b>1.4.1</b>
--------------------------------	---------------------------------	---	-----------------------------	--

## Test Purpose

*CCR received: successful.*

To verify that the continuity check procedure for the proper alignment of circuits can be correctly performed.

<b>TSS</b> <b>CSSV/CCP/</b>	<b>TP</b> <b>IBC_V_1_4_2</b>	<b>ISUP '97 reference</b> <b>2.1.8/ITU-T</b> <b>Recommendation</b> <b>Q.764 [13]</b>	<b>Selection expression</b> <b>PICS A.13/3</b>	<b>ITU-T</b> <b>Recommendation</b> <b>Q.784.1 [9],</b> <b>reference</b> <b>1.4.2</b>
--------------------------------	---------------------------------	---	---	--

## Test Purpose

*CCR sent: successful.*

To verify that the continuity check procedure for the proper alignment of circuits can be correctly performed.

<b>TSS</b> <b>CSSV/CCP/</b>	<b>TP</b> <b>IBC_V_1_4_3</b>	<b>ISUP '97 reference</b> <b>2.1.8/ITU-T</b> <b>Recommendation</b> <b>Q.764 [13]</b>	<b>Selection expression</b>	<b>ITU-T</b> <b>Recommendation</b> <b>Q.784.1 [9],</b> <b>reference</b> <b>1.4.3</b>
--------------------------------	---------------------------------	---	-----------------------------	--

## Test Purpose

*CCR received: unsuccessful.*

To verify that the messages associated with an unsuccessful continuity check procedure can be correctly received by the IUT.

<b>TSS</b> <b>CSSV/CCP/</b>	<b>TP</b> <b>IBC_V_1_4_4</b>	<b>ISUP '97 reference</b> <b>2.1.8/ITU-T</b> <b>Recommendation</b> <b>Q.764 [13]</b>	<b>Selection expression</b> <b>PICS A.13/3</b>	<b>ITU-T</b> <b>Recommendation</b> <b>Q.784.1 [9],</b> <b>reference</b> <b>1.4.4</b>
--------------------------------	---------------------------------	---	---	--

## Test Purpose

*CCR sent unsuccessful.*

To verify that the IUT can handle an unsuccessful continuity check procedure.

TSS CSSV/CCP/	TP IBC_I_1_4_5	ISUP '97 reference table A.1/ITU-T Recommendation Q.764 [13]	Selection expression	ITU-T Recommendation Q.784.1 [9], reference 1.4.5
------------------	-------------------	---	----------------------	---

## Test Purpose

*CCR not received; verify timer T27.*

To verify that the IUT sends a Reset circuit message if after an unsuccessful continuity check within T27 there is no Continuity check request message received.

TSS CSSV/RUSIM/	TP IBC_I_1_5_1_a	ISUP '97 reference 2.9.5.1 a)/ITU-T Recommendation Q.764 [13]	Selection expression	ITU-T Recommendation Q.784.1 [9], reference 1.5.1
--------------------	---------------------	--	----------------------	---

## Test Purpose

*Receipt of unexpected messages.*

To verify that the IUT is able to send a Release complete message if an unexpected release message is received.

TSS CSSV/RUSIM/	TP IBC_I_1_5_1_b	ISUP '97 reference 2.9.5.1 b)/ITU-T Recommendation Q.764 [13]	Selection expression	ITU-T Recommendation Q.784.1 [9], reference 1.5.1
--------------------	---------------------	--	----------------------	---

## Test Purpose

*Receipt of unexpected messages.*

To verify that a release complete message is discarded by the IUT if it is sent relating to an idle circuit.

TSS CSSV/RUSIM/	TP IBC_I_1_5_1_c	ISUP '97 reference 2.9.5.1 e)/ITU-T Recommendation Q.764 [13]	Selection expression	ITU-T Recommendation Q.784.1 [9], reference 1.5.1
--------------------	---------------------	--	----------------------	---

## Test Purpose

*Receipt of unexpected messages.*

To verify that an unexpected message other than Release and release complete is discarded and that a Reset circuit message is returned by the IUT.

TSS CSSV/RUSIM/	TP IBC_I_1_5_2_a	ISUP '97 reference 2.9.5.1 e)/ITU-T Recommendation Q.764 [13]	Selection expression	ITU-T Recommendation Q.784.1 [9], reference 1.5.2
--------------------	---------------------	--	----------------------	---

## Test Purpose

*Receipt of unexpected messages during call setup.*

To verify that the IUT is able to discard an unexpected message after a backward message is received.

TSS CSSV/RUSIM/	TP IBC_I_1_5_2_b	ISUP '97 reference 2.9.5.1 e)/ITU-T Recommendation Q.764 [13]	Selection expression	ITU-T Recommendation Q.784.1 [9], reference 1.5.2
--------------------	---------------------	--	----------------------	---

## Test Purpose

*Receipt of unexpected messages during call setup.*

To verify that the IUT is able to send a Reset circuit message if an unexpected message is received before a backward message for an incoming call.

<b>TSS</b> <b>CSSV/RUSIM/</b>	<b>TP</b> <b>IBC_I_1_5_3</b>	<b>ISUP '97 reference</b> <b>2.9.5.1 c)/ITU-T</b> <b>Recommendation</b> <b>Q.764 [13]</b>	<b>Selection expression</b>	<b>ITU-T</b> <b>Recommendation</b> <b>Q.784.1 [9],</b> <b>reference</b> <b>1.5.3</b>
----------------------------------	---------------------------------	--	-----------------------------	--

## Test Purpose

*Unexpected RLC for a busy circuit.*

To verify that the IUT is able to Release a call if an unexpected Release complete message is received for a busy circuit.

<b>TSS</b> <b>CSSV/RU/MS/</b>	<b>TP</b> <b>IBC_V_1_7_1_1</b>	<b>ISUP '97 reference</b> <b>2.9.5.3.1 1) a)/ITU-T</b> <b>Recommendation</b> <b>Q.764 [13]</b> <b>2.9.5.3.1 2) a)/ITU-T</b> <b>Recommendation</b> <b>Q.764 [13]</b>	<b>Selection expression</b>	<b>ITU-T</b> <b>Recommendation</b> <b>Q.784.1 [9],</b> <b>reference</b> <b>1.7.1.1</b>
----------------------------------	-----------------------------------	---	-----------------------------	--

## Test Purpose

*Message compatibility information: Release call.*

To verify that the IUT (type A and B exchanges) releases the call if indicated in the Message compatibility information.

<b>TSS</b> <b>CSSV/RU/MS/</b>	<b>TP</b> <b>IBC_V_1_7_1_2_a</b>	<b>ISUP '97 reference</b> <b>2.9.5.3.1 1) a)/ITU-T</b> <b>Recommendation</b> <b>Q.764 [13]</b> <b>2.9.5.3.1 2) a)/ITU-T</b> <b>Recommendation</b> <b>Q.764 [13]</b>	<b>Selection expression</b>	<b>ITU-T</b> <b>Recommendation</b> <b>Q.784.1 [9],</b> <b>reference</b> <b>1.7.1.2</b>
----------------------------------	-------------------------------------	---	-----------------------------	--

## Test Purpose

*Message compatibility information: Discard message.*

To verify that the IUT (type A and B exchanges) is able to discard an unknown message, if indicated in the Message compatibility information and if the sending of a Confusion message is not requested.

<b>TSS</b> <b>CSSV/RU/MS/</b>	<b>TP</b> <b>IBC_V_1_7_1_2_b</b>	<b>ISUP '97 reference</b> <b>2.9.5.3.1 1) a)/ITU-T</b> <b>Recommendation</b> <b>Q.764 [13]</b> <b>2.9.5.3.1 2) a)/ITU-T</b> <b>Recommendation</b> <b>Q.764 [13]</b>	<b>Selection expression</b>	<b>ITU-T</b> <b>Recommendation</b> <b>Q.784.1 [9],</b> <b>reference</b> <b>1.7.1.2</b>
----------------------------------	-------------------------------------	---	-----------------------------	--

## Test Purpose

*Message compatibility information: Discard message.*

To verify that the IUT (type A and B exchanges) is able to discard an unknown message and send back a Confusion message if indicated in the Message compatibility information and the sending of a Confusion message is requested.

<b>TSS</b> <b>CSSV/RU/MS/</b>	<b>TP</b> <b>IBC_V_1_7_1_3</b>	<b>ISUP '97 reference</b> <b>2.9.5.3.1 1) a)/ITU-T</b> <b>Recommendation</b> <b>Q.764 [13]</b> <b>2.9.5.3.1 2) a)/ITU-T</b> <b>Recommendation</b> <b>Q.764 [13]</b>	<b>Selection expression</b>	<b>ITU-T</b> <b>Recommendation</b> <b>Q.784.1 [9],</b> <b>reference</b> <b>1.7.1.3</b>
----------------------------------	-----------------------------------	---	-----------------------------	--

## Test Purpose

*Message compatibility information: Pass on.*

To verify that the IUT (type A and B exchanges) is able to pass on an unknown message, if indicated in the Message compatibility information (bit A = 1).

<b>TSS</b> <b>CSSV/RU/MS/</b>	<b>TP</b> <b>IBC_V_1_7_1_4</b>	<b>ISUP '97 reference</b> <b>2.9.5.3.1 1) a)/ITU-T</b> <b>Recommendation</b> <b>Q.764 [13]</b> <b>2.9.5.3.1 2) a)/ITU-T</b> <b>Recommendation</b> <b>Q.764 [13]</b>	<b>Selection expression</b>	<b>ITU-T</b> <b>Recommendation</b> <b>Q.784.1 [9],</b> <b>reference</b> <b>1.7.1.4</b>
----------------------------------	-----------------------------------	---	-----------------------------	--

**Test Purpose**

*Message compatibility information: Pass on not possible.*

To verify that the IUT (type A and B exchanges) releases the call if pass on is not possible and if indicated in the Message compatibility information (bit A = 1).

<b>TSS</b> <b>CSSV/RU/MS/</b>	<b>TP</b> <b>IBC_V_1_7_1_5</b>	<b>ISUP '97 reference</b> <b>2.9.5.3.1 1) a)/ITU-T</b> <b>Recommendation</b> <b>Q.764 [13]</b> <b>2.9.5.3.1 2) a)/ITU-T</b> <b>Recommendation</b> <b>Q.764 [13]</b>	<b>Selection expression</b>	<b>ITU-T</b> <b>Recommendation</b> <b>Q.784.1 [9],</b> <b>reference</b> <b>1.7.1.5</b>
----------------------------------	-----------------------------------	---	-----------------------------	--

**Test Purpose**

*Message compatibility information: Pass on not possible.*

To verify that the IUT (type A and B exchanges) is able to discard an unknown message if pass on is not possible and if indicated in the Message compatibility information (bit A = 1).

<b>TSS</b> <b>CSSV/RU/MS/</b>	<b>TP</b> <b>IBC_V_1_7_1_6</b>	<b>ISUP '97 reference</b> <b>2.9.5.3.1 2) a)/ITU-T</b> <b>Recommendation</b> <b>Q.764 [13]</b>	<b>Selection expression</b> <b>TypeB</b>	<b>ITU-T</b> <b>Recommendation</b> <b>Q.784.1 [9],</b> <b>reference</b> <b>1.7.1.6</b>
----------------------------------	-----------------------------------	---	---	--

**Test Purpose**

*Message compatibility information: Transit interpretation.*

To verify that the IUT (type B exchange) is able to ignore the remaining part of the instruction indicator if A = 0.

<b>TSS</b> <b>CSSV/RU/MS/</b>	<b>TP</b> <b>IBC_I_1_7_1_7</b>	<b>ISUP '97 reference</b> <b>2.9.5.3.1 1) b)/ITU-T</b> <b>Recommendation</b> <b>Q.764 [13]</b> <b>2.9.5.3.1 2) b)/ITU-T</b> <b>Recommendation</b> <b>Q.764 [13]</b>	<b>Selection expression</b>	<b>ITU-T</b> <b>Recommendation</b> <b>Q.784.1 [9],</b> <b>reference</b> <b>1.7.1.7</b>
----------------------------------	-----------------------------------	---	-----------------------------	--

**Test Purpose**

*Unknown message without Message compatibility information.*

To check that the IUT (type A and B exchanges) is able to discard an unknown message and send a Confusion message if the unknown message contains no Message compatibility information parameter.

<b>TSS</b> <b>CSSV/RU/PA/</b>	<b>TP</b> <b>IBC_V_1_7_2_1</b>	<b>ISUP '97 reference</b> <b>2.9.5.3.2 i) a)/ITU-T</b> <b>Recommendation</b> <b>Q.764 [13]</b> <b>2.9.5.3.2 ii) a)/ITU-T</b> <b>Recommendation</b> <b>Q.764 [13]</b>	<b>Selection expression</b>	<b>ITU-T</b> <b>Recommendation</b> <b>Q.784.1 [9],</b> <b>reference</b> <b>1.7.2.1</b>
----------------------------------	-----------------------------------	--	-----------------------------	--

**Test Purpose**

*Parameter compatibility information: Release call.*

To verify that the IUT (type A and B exchanges) is able to release the call if indicated in the Parameter compatibility information (bit A = 1).

<b>TSS</b> <b>CSSV/RU/PA/</b>	<b>TP</b> <b>IBC_V_1_7_2_2_a</b>	<b>ISUP '97 reference</b> <b>2.9.5.3.2 i) a)/ITU-T</b> <b>Recommendation</b> <b>Q.764 [13]</b> <b>2.9.5.3.2 ii) a)/ITU-T</b> <b>Recommendation</b> <b>Q.764 [13]</b>	<b>Selection expression</b>	<b>ITU-T</b> <b>Recommendation</b> <b>Q.784.1 [9],</b> <b>reference</b> <b>1.7.2.2</b>
----------------------------------	-------------------------------------	--	-----------------------------	--

Test Purpose

*Parameter compatibility information: Discard message.*

To verify that the IUT (type A and B exchanges) is able to discard the message containing an unknown parameter if indicated in the Parameter compatibility information and that a notification is not requested (bit A = 1).

<b>TSS</b> <b>CSSV/RU/PA/</b>	<b>TP</b> <b>IBC_V_1_7_2_2_b</b>	<b>ISUP '97 reference</b> <b>2.9.5.3.2 i) a)/ITU-T</b> <b>Recommendation</b> <b>Q.764 [13]</b> <b>2.9.5.3.2 ii) a)/ITU-T</b> <b>Recommendation</b> <b>Q.764 [13]</b>	<b>Selection expression</b>	<b>ITU-T</b> <b>Recommendation</b> <b>Q.784.1 [9],</b> <b>reference</b> <b>1.7.2.2</b>
----------------------------------	-------------------------------------	--	-----------------------------	--

Test Purpose

*Parameter compatibility information: Discard message.*

To verify that the IUT (type A and B exchanges) is able to discard the message containing an unknown parameter and send a notification if indicated in the Parameter compatibility information and that a notification is requested (bit A = 1).

<b>TSS</b> <b>CSSV/RU/PA/</b>	<b>TP</b> <b>IBC_V_1_7_2_3_a</b>	<b>ISUP '97 reference</b> <b>2.9.5.3.2 i) a)/ITU-T</b> <b>Recommendation</b> <b>Q.764 [13]</b> <b>2.9.5.3.2 ii) a)/ITU-T</b> <b>Recommendation</b> <b>Q.764 [13]</b>	<b>Selection expression</b>	<b>ITU-T</b> <b>Recommendation</b> <b>Q.784.1 [9],</b> <b>reference</b> <b>1.7.2.3</b>
----------------------------------	-------------------------------------	--	-----------------------------	--

Test Purpose

*Parameter compatibility information: Discard parameter.*

To verify that the IUT (type A and B exchanges) is able to discard an unknown parameter and send a notification, if indicated in the Parameter compatibility information (bit A = 1).

<b>TSS</b> <b>CSSV/RU/PA/</b>	<b>TP</b> <b>IBC_V_1_7_2_3_b</b>	<b>ISUP '97 reference</b> <b>2.9.5.3.2 i) a)/ITU-T</b> <b>Recommendation</b> <b>Q.764 [13]</b> <b>2.9.5.3.2 ii) a)/ITU-T</b> <b>Recommendation</b> <b>Q.764 [13]</b>	<b>Selection expression</b>	<b>ITU-T</b> <b>Recommendation</b> <b>Q.784.1 [9],</b> <b>reference</b> <b>1.7.2.3</b>
----------------------------------	-------------------------------------	--	-----------------------------	--

Test Purpose

*Parameter compatibility information: Discard parameter.*

To verify that the IUT (type A and B exchanges) is able to discard an unknown parameter if indicated in the Parameter compatibility information (bit A = 1).

<b>TSS</b> <b>CSSV/RU/PA/</b>	<b>TP</b> <b>IBC_V_1_7_2_4</b>	<b>ISUP '97 reference</b> <b>2.9.5.3.2 i) a)/ITU-T</b> <b>Recommendation</b> <b>Q.764 [13]</b> <b>2.9.5.3.2 ii) a)/ITU-T</b> <b>Recommendation</b> <b>Q.764 [13]</b>	<b>Selection expression</b>	<b>ITU-T</b> <b>Recommendation</b> <b>Q.784.1 [9],</b> <b>reference</b> <b>1.7.2.4</b>
----------------------------------	-----------------------------------	--	-----------------------------	--

Test Purpose

*Parameter compatibility information: Pass on.*

To verify that the IUT (type A and B exchanges) is able to pass on an unknown parameter if indicated in the Parameter compatibility information (bit A = 1).



<b>TSS</b> <b>CSSV/RU/PA/</b>	<b>TP</b> <b>IBC_V_1_7_2_5</b>	<b>ISUP '97 reference</b> <b>2.9.5.3.2 i) a)/ITU-T</b> <b>Recommendation</b> <b>Q.764 [13]</b> <b>2.9.5.3.2 ii) a)/ITU-T</b> <b>Recommendation</b> <b>Q.764 [13]</b>	<b>Selection expression</b>	<b>ITU-T</b> <b>Recommendation</b> <b>Q.784.1 [9],</b> <b>reference</b> <b>1.7.2.5</b>
----------------------------------	-----------------------------------	--	-----------------------------	--

## Test Purpose

*Parameter compatibility information: Pass on not possible, release call.*

To verify that the IUT (type A and B exchanges) releases the call if pass on is not possible and if it is indicated in the Parameter compatibility information (bit A = 1).

<b>TSS</b> <b>CSSV/RU/PA/</b>	<b>TP</b> <b>IBC_V_1_7_2_6_a</b>	<b>ISUP '97 reference</b> <b>2.9.5.3.2 i) a)/ITU-T</b> <b>Recommendation</b> <b>Q.764 [13]</b> <b>2.9.5.3.2 ii) a)/ITU-T</b> <b>Recommendation</b> <b>Q.764 [13]</b>	<b>Selection expression</b>	<b>ITU-T</b> <b>Recommendation</b> <b>Q.784.1 [9],</b> <b>reference</b> <b>1.7.2.6</b>
----------------------------------	-------------------------------------	--	-----------------------------	--

## Test Purpose

*Parameter compatibility information: Pass on not possible, discard message.*

To verify that the IUT (type A and B exchanges) is able to discard a message containing an unknown parameter and send a notification if pass on is not possible and if indicated in the Parameter compatibility information (bit A = 1).

<b>TSS</b> <b>CSSV/RU/PA/</b>	<b>TP</b> <b>IBC_V_1_7_2_6_b</b>	<b>ISUP '97 reference</b> <b>2.9.5.3.2 i) a)/ITU-T</b> <b>Recommendation</b> <b>Q.764 [13]</b> <b>2.9.5.3.2 ii) a)/ITU-T</b> <b>Recommendation</b> <b>Q.764 [13]</b>	<b>Selection expression</b>	<b>ITU-T</b> <b>Recommendation</b> <b>Q.784.1 [9],</b> <b>reference</b> <b>1.7.2.6</b>
----------------------------------	-------------------------------------	--	-----------------------------	--

## Test Purpose

*Parameter compatibility information: Pass on not possible, discard message.*

To verify that the IUT (type A and B exchanges) is able to discard a message containing an unknown parameter if pass on is not possible and if indicated in the Parameter compatibility information (bit A = 1).

<b>TSS</b> <b>CSSV/RU/PA/</b>	<b>TP</b> <b>IBC_V_1_7_2_7_a</b>	<b>ISUP '97 reference</b> <b>2.9.5.3.2 i) a)/ITU-T</b> <b>Recommendation</b> <b>Q.764 [13]</b> <b>2.9.5.3.2 ii) a)/ITU-T</b> <b>Recommendation</b> <b>Q.764 [13]</b>	<b>Selection expression</b>	<b>ITU-T</b> <b>Recommendation</b> <b>Q.784.1 [9],</b> <b>reference</b> <b>1.7.2.7</b>
----------------------------------	-------------------------------------	--	-----------------------------	--

## Test Purpose

*Parameter compatibility information: Pass on not possible, discard parameter.*

To verify that the IUT (type A and B exchanges) is able to discard an unknown parameter and send a notification if pass on is not possible and if indicated in the Parameter compatibility information (bit A = 1).

<b>TSS</b> <b>CSSV/RU/PA/</b>	<b>TP</b> <b>IBC_V_1_7_2_7_b</b>	<b>ISUP '97 reference</b> <b>2.9.5.3.2 i) a)/ITU-T</b> <b>Recommendation</b> <b>Q.764 [13]</b> <b>2.9.5.3.2 ii) a)/ITU-T</b> <b>Recommendation</b> <b>Q.764 [13]</b>	<b>Selection expression</b>	<b>ITU-T</b> <b>Recommendation</b> <b>Q.784.1 [9],</b> <b>reference</b> <b>1.7.2.7</b>
----------------------------------	-------------------------------------	--	-----------------------------	--

## Test Purpose

*Parameter compatibility information: Pass on not possible, discard parameter.*

To verify that the IUT (type A and B exchanges) is able to discard an unknown parameter if pass on is not possible and if indicated in the Parameter compatibility information (bit A = 1).

<b>TSS</b> <b>CSSV/RU/PA/</b>	<b>TP</b> <b>IBC_V_1_7_2_8</b>	<b>ISUP '97 reference</b> <b>2.9.5.3.2 ii) a)/ITU-T</b> <b>Recommendation</b> <b>Q.764 [13]</b>	<b>Selection expression</b> <b>TypeB</b>	<b>ITU-T</b> <b>Recommendation</b> <b>Q.784.1 [9],</b> <b>reference</b> <b>1.7.2.8</b>
----------------------------------	-----------------------------------	--	---	--

## Test Purpose

*Parameter compatibility information: Transit interpretation.*

To verify that the IUT (type B exchange) is able to ignore the remaining part of the Instruction indicator if A = 0.

<b>TSS</b> <b>CSSV/RU/PA/</b>	<b>TP</b> <b>IBC_I_1_7_2_9_a</b>	<b>ISUP '97 reference</b> <b>2.9.5.3.2 i) b)/ITU-T</b> <b>Recommendation</b> <b>Q.764 [13]</b> <b>2.9.5.3.2 ii) b)/ITU-T</b> <b>Recommendation</b> <b>Q.764 [13]</b>	<b>Selection expression</b> <b>PICS A.13/21</b>	<b>ITU-T</b> <b>Recommendation</b> <b>Q.784.1 [9],</b> <b>reference</b> <b>1.7.2.9</b>
----------------------------------	-------------------------------------	--	--	--

## Test Purpose

*Unknown parameter without Compatibility information: Pass on.*

To check that the IUT (type A and B exchanges) is able to pass on an unknown parameter if there is no Parameter compatibility information for it.

<b>TSS</b> <b>CSSV/RU/PA/</b>	<b>TP</b> <b>IBC_I_1_7_2_9_b</b>	<b>ISUP '97 reference</b> <b>2.9.5.3.2 i) b)/ITU-T</b> <b>Recommendation</b> <b>Q.764 [13]</b> <b>2.9.5.3.2 ii) b)/ITU-T</b> <b>Recommendation</b> <b>Q.764 [13]</b>	<b>Selection expression</b> <b>PICS A.13/20</b>	<b>ITU-T</b> <b>Recommendation</b> <b>Q.784.1 [9],</b> <b>reference</b> <b>1.7.2.9</b>
----------------------------------	-------------------------------------	--	--	--

## Test Purpose

*Unknown parameter without Compatibility information: Discard.*

To check that the IUT (type A and B exchanges) is able to discard an unknown parameter and send a Confusion message if there is no Parameter compatibility information for it.

<b>TSS</b> <b>CSSV/RU/PA/</b>	<b>TP</b> <b>IBC_I_1_7_2_10</b>	<b>ISUP '97 reference</b> <b>2.9.5.3/ITU-T</b> <b>Recommendation</b> <b>Q.764 [13]</b>	<b>Selection expression</b>	<b>ITU-T</b> <b>Recommendation</b> <b>Q.784.1 [9],</b> <b>reference</b> <b>1.7.2.10</b>
----------------------------------	------------------------------------	---	-----------------------------	---

## Test Purpose

*Unknown parameter within a Release message.*

To check that the IUT (type A and B exchanges) is able to discard an unknown parameter in a Release message without returning a CFN message.

<b>TSS</b> <b>CSSV/RU/PA/</b>	<b>TP</b> <b>IBC_I_1_7_2_11</b>	<b>ISUP '97 reference</b> <b>2.9.5.3/ITU-T</b> <b>Recommendation</b> <b>Q.764 [13]</b>	<b>Selection expression</b>	<b>ITU-T</b> <b>Recommendation</b> <b>Q.784.1 [9],</b> <b>reference</b>
----------------------------------	------------------------------------	---	-----------------------------	--

## Test Purpose

*Unknown parameter within a Confusion message.*

To check that the IUT (type A and B exchanges) is able to discard an unknown parameter within a CFN message without returning a CFN message.

<b>TSS</b> <b>CSSV/RU/PA/</b>	<b>TP</b> <b>IBC_I_1_7_2_12</b>	<b>ISUP '97 reference</b> <b>2.9.5.3/ITU-T</b> <b>Recommendation</b> <b>Q.764 [13]</b>	<b>Selection expression</b>	<b>ITU-T</b> <b>Recommendation</b> <b>Q.784.1 [9],</b> <b>reference</b>
----------------------------------	------------------------------------	---	-----------------------------	--

## Test Purpose

*Unknown parameter within a Release complete message.*

To check that the IUT (type A and B exchanges) is able to discard an unknown parameter in a Release complete message without returning a CFN message.

<b>TSS</b> <b>CSSV/RU/PA/</b>	<b>TP</b> <b>IBC_V_1_7_2_13_a</b>	<b>ISUP '97 reference</b> <b>2.9.5.4.1/ITU-T</b> <b>Recommendation</b> <b>Q.764 [13]</b>	<b>Selection expression</b> <b>TypeA</b>	<b>ITU-T</b> <b>Recommendation</b> <b>Q.784.1 [9],</b> <b>reference</b>
<b>Test Purpose</b> <i>Response indicating unrecognized information, discard.</i> To verify that the IUT (type A exchange) is able to discard a CFN message.				

<b>TSS</b> <b>CSSV/RU/PA/</b>	<b>TP</b> <b>IBC_V_1_7_2_13_b</b>	<b>ISUP '97 reference</b> <b>2.9.5.4.2 ii) a)/ITU-T</b> <b>Recommendation</b> <b>Q.764 [13]</b>	<b>Selection expression</b> <b>TypeB</b>	<b>ITU-T</b> <b>Recommendation</b> <b>Q.784.1 [9],</b> <b>reference</b>
<b>Test Purpose</b> <i>Response indicating unrecognized information, pass on.</i> To verify that the IUT (type B exchange) is able to pass on transparently a CFN message.				

<b>TSS</b> <b>CSSV/RU/PV/FD/</b>	<b>TP</b> <b>IBC_S_1_7_3_1_a_9</b>	<b>ISUP '97 reference</b> <b>2.9.5.3.3/ITU-T</b> <b>Recommendation</b> <b>Q.764 [13]</b>	<b>Selection expression</b> <b>Gateway</b>	<b>ITU-T</b> <b>Recommendation</b> <b>Q.784.1 [9],</b> <b>reference</b> <b>1.7.3.1</b>
<b>Test Purpose</b> <i>Receipt of unknown parameter values in the forward direction.</i> To verify that the IUT (type A and B exchanges) is able to handle unknown parameter values as demanded in ITU-T Recommendation Q.763 [22] as endorsed by EN 300 356-1 [1], annex A. Parameter: 3.9 Called party number (CdPN). The Filler in the Address signals shall default to '0'H.				

<b>TSS</b> <b>CSSV/RU/PV/FD/</b>	<b>TP</b> <b>IBC_S_1_7_3_1_a_10_a</b>	<b>ISUP '97 reference</b> <b>2.9.5.3.3/ITU-T</b> <b>Recommendation</b> <b>Q.764 [13]</b>	<b>Selection expression</b> <b>Gateway</b>	<b>ITU-T</b> <b>Recommendation</b> <b>Q.784.1 [9],</b> <b>reference</b> <b>1.7.3.1</b>
<b>Test Purpose</b> <i>Receipt of unknown parameter values in the forward direction.</i> To verify that the IUT (type A exchange) is able to handle unknown parameter values as demanded in ITU-T Recommendation Q.763 [22] as endorsed by EN 300 356-1 [1], annex A. Parameter: 3.10 Calling party number (CgPN). The CgPN parameter shall be discarded if the Nature of address indicator is coded with a spare value.				

<b>TSS</b> <b>CSSV/RU/PV/FD/</b>	<b>TP</b> <b>IBC_S_1_7_3_1_a_10_b</b>	<b>ISUP '97 reference</b> <b>2.9.5.3.3/ITU-T</b> <b>Recommendation</b> <b>Q.764 [13]</b>	<b>Selection expression</b> <b>Gateway</b>	<b>ITU-T</b> <b>Recommendation</b> <b>Q.784.1 [9],</b> <b>reference</b> <b>1.7.3.1</b>
<b>Test Purpose</b> <i>Receipt of unknown parameter values in the forward direction.</i> To verify that the IUT (type A exchange) is able to handle unknown parameter values as demanded in ITU-T Recommendation Q.763 [22] as endorsed by EN 300 356-1 [1], annex A. Parameter: 3.10 Calling party number (CgPN). The CgPN parameter shall be discarded if the Numbering plan indicator is coded with a spare value.				

TSS CSSV/RU/PV/FD/	TP IBC_S_1_7_3_1_a_10_c	ISUP '97 reference 2.9.5.3.3/ITU-T Recommendation Q.764 [13]	Selection expression Gateway	ITU-T Recommendation Q.784.1 [9], reference 1.7.3.1
<p>Test Purpose  <i>Receipt of unknown parameter values in the forward direction.</i>            To verify that the IUT (type A exchange) is able to handle unknown parameter values as demanded in ITU-T Recommendation Q.763 [22] as endorsed by EN 300 356-1 [1], annex A.            Parameter: 3.10 Calling party number (CgPN).            The Address presentation restricted indicator shall default to '01'B - presentation restricted.</p>				

TSS CSSV/RU/PV/FD/	TP IBC_S_1_7_3_1_a_10_d	ISUP '97 reference 2.9.5.3.3/ITU-T Recommendation Q.764 [13]	Selection expression Gateway	ITU-T Recommendation Q.784.1 [9], reference 1.7.3.1
<p>Test Purpose  <i>Receipt of unknown parameter values in the forward direction.</i>            To verify that the IUT (type A exchange) is able to handle unknown parameter values as demanded in ITU-T Recommendation Q.763 [22] as endorsed by EN 300 356-1 [1], annex A.            Parameter: 3.10 Calling party number (CgPN).            The CgPN parameter shall be discarded if the Screening indicator is coded with a spare value.</p>				

TSS CSSV/RU/PV/FD/	TP IBC_S_1_7_3_1_a_10_e	ISUP '97 reference 2.9.5.3.3/ITU-T Recommendation Q.764 [13]	Selection expression Gateway	ITU-T Recommendation Q.784.1 [9], reference 1.7.3.1
<p>Test Purpose  <i>Receipt of unknown parameter values in the forward direction.</i>            To verify that the IUT (type A exchange) is able to handle unknown parameter values as demanded in ITU-T Recommendation Q.763 [22] as endorsed by EN 300 356-1 [1], annex A.            Parameter: 3.10 Calling party number (CgPN).            The Filler in the Address signals shall default to '0'H.</p>				

TSS CSSV/RU/PV/FD/	TP IBC_S_1_7_3_1_a_11	ISUP '97 reference 2.9.5.3.3/ITU-T Recommendation Q.764 [13]	Selection expression Gateway	ITU-T Recommendation Q.784.1 [9], reference 1.7.3.1
<p>Test Purpose  <i>Receipt of unknown parameter values in the forward direction.</i>            To verify that the IUT (type A exchange) is able to handle unknown parameter values as demanded in ITU-T Recommendation Q.763 [22] as endorsed by EN 300 356-1 [1], annex A.            Parameter: 3.11 Calling party's category (CgPC).            The Calling party's category shall default to '0A'H - ordinary calling subscriber.</p>				

TSS CSSV/RU/PV/FD/	TP IBC_S_1_7_3_1_a_23_a	ISUP '97 reference 2.9.5.3.3/ITU-T Recommendation Q.764 [13]	Selection expression Gateway	ITU-T Recommendation Q.784.1 [9], reference 1.7.3.1
<p>Test Purpose  <i>Receipt of unknown parameter values in the forward direction.</i>            To verify that the IUT (type A exchange) is able to handle unknown parameter values as demanded in ITU-T Recommendation Q.763 [22] as endorsed by EN 300 356-1 [1], annex A.            Parameter: 3.23 Forward call indicators (FCI).            The End-to-end method indicator shall default to '00'B.</p>				

TSS CSSV/RU/PV/FD/	TP IBC_S_1_7_3_1_a_23_b	ISUP '97 reference 2.9.5.3.3/ITU-T Recommendation Q.764 [13]	Selection expression Gateway	ITU-T Recommendation Q.784.1 [9], reference 1.7.3.1
<p>Test Purpose <i>Receipt of unknown parameter values in the forward direction.</i> To verify that the IUT (type A exchange) is able to handle unknown parameter values as demanded in ITU-T Recommendation Q.763 [22] as endorsed by EN 300 356-1 [1], annex A. Parameter: 3.23 Forward call indicators (FCI). The End-to-end information indicator shall default to '0'B.</p>				

TSS CSSV/RU/PV/FD/	TP IBC_S_1_7_3_1_a_23_c	ISUP '97 reference 2.9.5.3.3/ITU-T Recommendation Q.764 [13]	Selection expression Gateway	ITU-T Recommendation Q.784.1 [9], reference 1.7.3.1
<p>Test Purpose <i>Receipt of unknown parameter values in the forward direction.</i> To verify that the IUT (type A exchange) is able to handle unknown parameter values as demanded in ITU-T Recommendation Q.763 [22] as endorsed by EN 300 356-1 [1], annex A. Parameter: 3.23 Forward call indicators (FCI). The SCCP method indicator shall default to '00'B.</p>				

TSS CSSV/RU/PV/FD/	TP IBC_S_1_7_3_1_a_35_a	ISUP '97 reference 2.9.5.3.3/ITU-T Recommendation Q.764 [13]	Selection expression Gateway	ITU-T Recommendation Q.784.1 [9], reference 1.7.3.1
<p>Test Purpose <i>Receipt of unknown parameter values in the forward direction.</i> To verify that the IUT (type A and B exchanges) is able to handle unknown parameter values as demanded in ITU-T Recommendation Q.763 [22] as endorsed by EN 300 356-1 [1], annex A. Parameter: 3.35 Nature of connection indicators (NatCon). The Satellite indicator set to the spare value ('11'B) shall default to '10'B - two satellites in the connection.</p>				

TSS CSSV/RU/PV/FD/	TP IBC_S_1_7_3_1_a_35_b	ISUP '97 reference 2.9.5.3.3/ITU-T Recommendation Q.764 [13]	Selection expression Gateway	ITU-T Recommendation Q.784.1 [9], reference 1.7.3.1
<p>Test Purpose <i>Receipt of unknown parameter values in the forward direction.</i> To verify that the IUT (type A and B exchanges) is able to handle unknown parameter values as demanded in ITU-T Recommendation Q.763 [22] as endorsed by EN 300 356-1 [1], annex A. Parameter: 3.35 Nature of connection indicators (NatCon). The Continuity check indicator set to the spare value ('11'B) shall default either to '00'B - continuity check not required or '01'B - continuity check required on this circuit. NOTE: The sending of the CFN message with cause #110 is an error in this case, because the parameter to be discarded belongs to the mandatory fixed part of the message.</p>				

TSS CSSV/RU/PV/FD/	TP IBC_S_1_7_3_1_a_38	ISUP '97 reference 2.9.5.3.3/ITU-T Recommendation Q.764 [13]	Selection expression Gateway	ITU-T Recommendation Q.784.1 [9], reference 1.7.3.1
<p>Test Purpose <i>Receipt of unknown parameter values in the forward direction.</i> To verify that the IUT (type A exchange) is able to handle unknown parameter values as demanded in ITU-T Recommendation Q.763 [22] as endorsed by EN 300 356-1 [1], annex A. Parameter: 3.38 Optional forward call indicators (OFCl). The CUG call indicator shall default to '00'B - non-CUG call.</p>				

TSS CSSV/RU/PV/FD/	TP IBC_S_1_7_3_1_a_39_a	ISUP '97 reference 2.9.5.3.3/ITU-T Recommendation Q.764 [13]	Selection expression Gateway	ITU-T Recommendation Q.784.1 [9], reference 1.7.3.1
<p>Test Purpose <i>Receipt of unknown parameter values in the forward direction.</i> To verify that the IUT (type A exchange) is able to handle unknown parameter values as demanded in ITU-T Recommendation Q.763 [22] as endorsed by EN 300 356-1 [1], annex A. Parameter: 3.39 Original called number (OriCdNb). The OriCdNb parameter shall be discarded if the Nature of address indicator is coded with a spare value.</p>				

TSS CSSV/RU/PV/FD/	TP IBC_S_1_7_3_1_a_39_b	ISUP '97 reference 2.9.5.3.3/ITU-T Recommendation Q.764 [13]	Selection expression Gateway	ITU-T Recommendation Q.784.1 [9], reference 1.7.3.1
<p>Test Purpose <i>Receipt of unknown parameter values in the forward direction.</i> To verify that the IUT (type A exchange) is able to handle unknown parameter values as demanded in ITU-T Recommendation Q.763 [22] as endorsed by EN 300 356-1 [1], annex A. Parameter: 3.39 Original called number (OriCdNb). The OriCdNb parameter shall be discarded if the Numbering plan indicator is coded with a spare value.</p>				

TSS CSSV/RU/PV/FD/	TP IBC_S_1_7_3_1_a_39_c	ISUP '97 reference 2.9.5.3.3/ITU-T Recommendation Q.764 [13]	Selection expression Gateway	ITU-T Recommendation Q.784.1 [9], reference 1.7.3.1
<p>Test Purpose <i>Receipt of unknown parameter values in the forward direction.</i> To verify that the IUT (type A exchange) is able to handle unknown parameter values as demanded in ITU-T Recommendation Q.763 [22] as endorsed by EN 300 356-1 [1], annex A. Parameter: 3.39 Original called number (OriCdNb). The Address presentation restricted indicator shall default to '01'B - presentation restricted.</p>				

TSS CSSV/RU/PV/FD/	TP IBC_S_1_7_3_1_a_39_d	ISUP '97 reference 2.9.5.3.3/ITU-T Recommendation Q.764 [13]	Selection expression Gateway	ITU-T Recommendation Q.784.1 [9], reference 1.7.3.1
<p>Test Purpose <i>Receipt of unknown parameter values in the forward direction.</i> To verify that the IUT (type A exchange) is able to handle unknown parameter values as demanded in ITU-T Recommendation Q.763 [22] as endorsed by EN 300 356-1 [1], annex A. Parameter: 3.39 Original called number (OriCdNb). The Filler in the Address signals shall default to '0'H.</p>				

TSS CSSV/RU/PV/FD/	TP IBC_S_1_7_3_1_a_44_a	ISUP '97 reference 2.9.5.3.3/ITU-T Recommendation Q.764 [13]	Selection expression Gateway	ITU-T Recommendation Q.784.1 [9], reference 1.7.3.1
<p>Test Purpose <i>Receipt of unknown parameter values in the forward direction.</i> To verify that the IUT (type A exchange) is able to handle unknown parameter values as demanded in ITU-T Recommendation Q.763 [22] as endorsed by EN 300 356-1 [1], annex A. Parameter: 3.44 Redirecting number (RgNb). The RgNb parameter shall be discarded if the Nature of address indicator is coded with a spare value.</p>				

TSS CSSV/RU/PV/FD/	TP IBC_S_1_7_3_1_a_44_b	ISUP '97 reference 2.9.5.3./ITU-T Recommendation Q.764 [13]	Selection expression Gateway	ITU-T Recommendation Q.784.1 [9], reference 1.7.3.1
<p>Test Purpose  <i>Receipt of unknown parameter values in the forward direction.</i>            To verify that the IUT (type A exchange) is able to handle unknown parameter values as demanded in ITU-T Recommendation Q.763 [22] as endorsed by EN 300 356-1 [1], annex A.            Parameter: 3.44 Redirecting number (RgNb).            The RgNb parameter shall be discarded if the Numbering plan indicator is coded with a spare value.</p>				

TSS CSSV/RU/PV/FD/	TP IBC_S_1_7_3_1_a_44_c	ISUP '97 reference 2.9.5.3./ITU-T Recommendation Q.764 [13]	Selection expression Gateway	ITU-T Recommendation Q.784.1 [9], reference 1.7.3.1
<p>Test Purpose  <i>Receipt of unknown parameter values in the forward direction.</i>            To verify that the IUT (type A exchange) is able to handle unknown parameter values as demanded in ITU-T Recommendation Q.763 [22] as endorsed by EN 300 356-1 [1], annex A.            Parameter: 3.44 Redirecting number (RgNb).            The Address presentation restricted indicator shall default to '01'B - presentation restricted.</p>				

TSS CSSV/RU/PV/FD/	TP IBC_S_1_7_3_1_a_44_d	ISUP '97 reference 2.9.5.3./ITU-T Recommendation Q.764 [13]	Selection expression Gateway	ITU-T Recommendation Q.784.1 [9], reference 1.7.3.1
<p>Test Purpose  <i>Receipt of unknown parameter values in the forward direction.</i>            To verify that the IUT (type A exchange) is able to handle unknown parameter values as demanded in ITU-T Recommendation Q.763 [22] as endorsed by EN 300 356-1 [1], annex A.            Parameter: 3.44 Redirecting number (RgNb).            The RgNb parameter shall be discarded if the Screening indicator is coded with a spare value.</p>				

TSS CSSV/RU/PV/FD/	TP IBC_S_1_7_3_1_a_44_e	ISUP '97 reference 2.9.5.3./ITU-T Recommendation Q.764 [13]	Selection expression Gateway	ITU-T Recommendation Q.784.1 [9], reference 1.7.3.1
<p>Test Purpose  <i>Receipt of unknown parameter values in the forward direction.</i>            To verify that the IUT (type A exchange) is able to handle unknown parameter values as demanded in ITU-T Recommendation Q.763 [22] as endorsed by EN 300 356-1 [1], annex A.            Parameter: 3.44 Redirecting number (RgNb).            The Filler in the Address signals shall default to '0'H.</p>				

TSS CSSV/RU/PV/FD/	TP IBC_S_1_7_3_1_a_45_a	ISUP '97 reference 2.9.5.3./ITU-T Recommendation Q.764 [13]	Selection expression Gateway	ITU-T Recommendation Q.784.1 [9], reference 1.7.3.1
<p>Test Purpose  <i>Receipt of unknown parameter values in the forward direction.</i>            To verify that the IUT (type A exchange) is able to handle unknown parameter values as demanded in ITU-T Recommendation Q.763 [22] as endorsed by EN 300 356-1 [1], annex A.            Parameter: 3.45 Redirection information (RnInf).            The spare value of the Redirecting indicator in the Redirection information shall default to '100'B - Call diversion, all redirection information presentation restricted.</p>				

TSS CSSV/RU/PV/FD/	TP IBC_S_1_7_3_1_a_45_b	ISUP '97 reference 2.9.5.3.3/ITU-T Recommendation Q.764 [13]	Selection expression Gateway	ITU-T Recommendation Q.784.1 [9], reference 1.7.3.1
<p>Test Purpose <i>Receipt of unknown parameter values in the forward direction.</i> To verify that the IUT (type A exchange) is able to handle unknown parameter values as demanded in ITU-T Recommendation Q.763 [22] as endorsed by EN 300 356-1 [1], annex A. Parameter: 3.45 Redirection information (RnInf). The spare values of the Original redirection reason in the Redirection information shall default to '0'H - unknown/not available.</p>				

TSS CSSV/RU/PV/FD/	TP IBC_S_1_7_3_1_a_45_c	ISUP '97 reference 2.9.5.3.3/ITU-T Recommendation Q.764 [13]	Selection expression Gateway	ITU-T Recommendation Q.784.1 [9], reference 1.7.3.1
<p>Test Purpose <i>Receipt of unknown parameter values in the forward direction.</i> To verify that the IUT (type A exchange) is able to handle unknown parameter values as demanded in ITU-T Recommendation Q.763 [22] as endorsed by EN 300 356-1 [1], annex A. Parameter: 3.45 Redirection information (RnInf). The spare values of the Redirection counter in the Redirection information shall default to 5 forwardings.</p>				

TSS CSSV/RU/PV/FD/	TP IBC_S_1_7_3_1_a_45_d	ISUP '97 reference 2.9.5.3.3/ITU-T Recommendation Q.764 [13]	Selection expression Gateway	ITU-T Recommendation Q.784.1 [9], reference 1.7.3.1
<p>Test Purpose <i>Receipt of unknown parameter values in the forward direction.</i> To verify that the IUT (type A exchange) is able to handle unknown parameter values as demanded in ITU-T Recommendation Q.763 [22] as endorsed by EN 300 356-1 [1], annex A. Parameter: 3.45 Redirection information (RnInf). The spare value of the Redirecting reason in the Redirection information shall default to '0'H - unknown/not available.</p>				

TSS CSSV/RU/PV/FD/	TP IBC_S_1_7_3_1_a_51	ISUP '97 reference 2.9.5.3.3/ITU-T Recommendation Q.764 [13]	Selection expression Gateway	ITU-T Recommendation Q.784.1 [9], reference 1.7.3.1
<p>Test Purpose <i>Receipt of unknown parameter values in the forward direction.</i> To verify that the IUT (type A and B exchanges) is able to handle unknown parameter values as demanded in ITU-T Recommendation Q.763 [22] as endorsed by EN 300 356-1 [1], annex A. Parameter: 3.51 Subsequent number (SubNb). The Filler in the Subsequent number shall default to '0'H.</p>				

TSS CSSV/RU/PV/FD/	TP IBC_S_1_7_3_1_a_60_a	ISUP '97 reference 2.9.5.3.3/ITU-T Recommendation Q.764 [13]	Selection expression Gateway	ITU-T Recommendation Q.784.1 [9], reference 1.7.3.1
<p>Test Purpose <i>Receipt of unknown parameter values in the forward direction.</i> To verify that the IUT (type A exchange) is able to handle unknown parameter values as demanded in ITU-T Recommendation Q.763 [22] as endorsed by EN 300 356-1 [1], annex A. Parameter: 3.60 User-to-user indicators (UUInd). The spare value of the Service 1 field in the User-to-user indicators shall default to '00'B - no information. The Type (bit A) is request (0).</p>				



TSS CSSV/RU/PV/FD/	TP IBC_S_1_7_3_1_a_60_b	ISUP '97 reference 2.9.5.3./ITU-T Recommendation Q.764 [13]	Selection expression Gateway	ITU-T Recommendation Q.784.1 [9], reference 1.7.3.1
<p>Test Purpose  <i>Receipt of unknown parameter values in the forward direction.</i>            To verify that the IUT (type A exchange) is able to handle unknown parameter values as demanded in ITU-T Recommendation Q.763 [22] as endorsed by EN 300 356-1 [1], annex A.            Parameter: 3.60 User-to-user indicators (UUInd).            The spare value of the Service 2 field in the User-to-user indicators shall default to '00'B - no information. The Type (bit A) is request (0).</p>				

TSS CSSV/RU/PV/FD/	TP IBC_S_1_7_3_1_a_60_c	ISUP '97 reference 2.9.5.3./ITU-T Recommendation Q.764 [13]	Selection expression Gateway	ITU-T Recommendation Q.784.1 [9], reference 1.7.3.1
<p>Test Purpose  <i>Receipt of unknown parameter values in the forward direction.</i>            To verify that the IUT (type A exchange) is able to handle unknown parameter values as demanded in ITU-T Recommendation Q.763 [22] as endorsed by EN 300 356-1 [1], annex A.            Parameter: 3.60 User-to-user indicators (UUInd).            The spare value of the Service 3 field in the User-to-user indicators shall default to '00'B - no information. The Type (bit A) is request (0).</p>				

TSS CSSV/RU/PV/FD/	TP IBC_S_1_7_3_1_b_9_a	ISUP '97 reference 2.9.5.3./ITU-T Recommendation Q.764 [13]	Selection expression	ITU-T Recommendation Q.784.1 [9], reference 1.7.3.1
<p>Test Purpose  <i>Receipt of unknown parameter values in the forward direction.</i>            To verify that the IUT (type A and B exchanges) is able to handle unknown parameter values as demanded in ITU-T Recommendation Q.763 [22] as endorsed by EN 300 356-1 [1], annex A.            Parameter: 3.9 Called party number (CdPN).            The call shall be cleared if the Nature of address indicator is coded with a spare value.</p>				

TSS CSSV/RU/PV/FD/	TP IBC_S_1_7_3_1_b_9_b	ISUP '97 reference 2.9.5.3./ITU-T Recommendation Q.764 [13]	Selection expression	ITU-T Recommendation Q.784.1 [9], reference 1.7.3.1
<p>Test Purpose  <i>Receipt of unknown parameter values in the forward direction.</i>            To verify that the IUT (type A and B exchanges) is able to handle unknown parameter values as demanded in ITU-T Recommendation Q.763 [22] as endorsed by EN 300 356-1 [1], annex A.            Parameter: 3.9 Called party number (CdPN).            The call shall be cleared if the Numbering plan indicator is coded with a spare value.</p>				

TSS CSSV/RU/PV/FD/	TP IBC_S_1_7_3_1_b_23	ISUP '97 reference 2.9.5.3./ITU-T Recommendation Q.764 [13]	Selection expression	ITU-T Recommendation Q.784.1 [9], reference 1.7.3.1
<p>Test Purpose  <i>Receipt of unknown parameter values in the forward direction.</i>            To verify that the IUT (type A and B exchanges) is able to handle unknown parameter values as demanded in ITU-T Recommendation Q.763 [22] as endorsed by EN 300 356-1 [1], annex A.            Parameter: 3.23 Forward call indicators (FCI).            The call shall be cleared if the ISUP preference indicator is coded with a spare value.</p>				

TSS CSSV/RU/PV/FD/	TP IBC_S_1_7_3_1_b_54	ISUP '97 reference 2.9.5.3.3/ITU-T Recommendation Q.764 [13]	Selection expression	ITU-T Recommendation Q.784.1 [9], reference 1.7.3.1
<p>Test Purpose  <i>Receipt of unknown parameter values in the forward direction.</i>            To verify that the IUT (type A and B exchanges) is able to handle unknown parameter values as demanded in ITU-T Recommendation Q.763 [22] as endorsed by EN 300 356-1 [1], annex A.            Parameter: 3.54 Transmission medium requirement (TMR).            The call shall be cleared if the Transmission medium requirement is coded with a spare value.</p>				

TSS CSSV/RU/PV/BD/	TP IBC_S_1_7_3_2_5_a	ISUP '97 reference 2.9.5.3.3/ITU-T Recommendation Q.764 [13]	Selection expression Gateway	ITU-T Recommendation Q.784.1 [9], reference 1.7.3.2
<p>Test Purpose  <i>Receipt of unknown parameter values in the backward direction.</i>            To verify that the IUT (type A exchange) is able to handle unknown parameter values as demanded in ITU-T Recommendation Q.763 [22] as endorsed by EN 300 356-1 [1], annex A.            Parameter: 3.5 Backward call indicators (BCI).            The Charging indicator shall default to '10'B - charge.</p>				

TSS CSSV/RU/PV/BD/	TP IBC_S_1_7_3_2_5_b	ISUP '97 reference 2.9.5.3.3/ITU-T Recommendation Q.764 [13]	Selection expression Gateway	ITU-T Recommendation Q.784.1 [9], reference 1.7.3.2
<p>Test Purpose  <i>Receipt of unknown parameter values in the backward direction.</i>            To verify that the IUT (type A exchange) is able to handle unknown parameter values as demanded in ITU-T Recommendation Q.763 [22] as endorsed by EN 300 356-1 [1], annex A.            Parameter: 3.5 Backward call indicators (BCI).            The Called party's status indicator shall default to '00'B - no indication.</p>				

TSS CSSV/RU/PV/BD/	TP IBC_S_1_7_3_2_5_c	ISUP '97 reference 2.9.5.3.3/ITU-T Recommendation Q.764 [13]	Selection expression Gateway	ITU-T Recommendation Q.784.1 [9], reference 1.7.3.2
<p>Test Purpose  <i>Receipt of unknown parameter values in the backward direction.</i>            To verify that the IUT (type A exchange) is able to handle unknown parameter values as demanded in ITU-T Recommendation Q.763 [22] as endorsed by EN 300 356-1 [1], annex A.            Parameter: 3.5 Backward call indicators (BCI).            The Called party's category indicator shall default to '00'B - no indication.</p>				

TSS CSSV/RU/PV/BD/	TP IBC_S_1_7_3_2_5_d	ISUP '97 reference 2.9.5.3.3/ITU-T Recommendation Q.764 [13]	Selection expression Gateway	ITU-T Recommendation Q.784.1 [9], reference 1.7.3.2
<p>Test Purpose  <i>Receipt of unknown parameter values in the backward direction.</i>            To verify that the IUT (type A exchange) is able to handle unknown parameter values as demanded in ITU-T Recommendation Q.763 [22] as endorsed by EN 300 356-1 [1], annex A.            Parameter: 3.5 Backward call indicators (BCI).            The End-to-end method indicator shall default to '00'B - no end-to-end method available.</p>				

TSS CSSV/RU/PV/BD/	TP IBC_S_1_7_3_2_5_e	ISUP '97 reference 2.9.5.3.3/ITU-T Recommendation Q.764 [13]	Selection expression Gateway	ITU-T Recommendation Q.784.1 [9], reference 1.7.3.2
<p>Test Purpose  <i>Receipt of unknown parameter values in the backward direction.</i>            To verify that the IUT (type A exchange) is able to handle unknown parameter values as demanded in ITU-T Recommendation Q.763 [22] as endorsed by EN 300 356-1 [1], annex A.            Parameter: 3.5 Backward call indicators (BCI).            The End-to-end information indicator shall default to '0'B - no end-to-end information available.</p>				

TSS CSSV/RU/PV/BD/	TP IBC_S_1_7_3_2_5_f	ISUP '97 reference 2.9.5.3.3/ITU-T Recommendation Q.764 [13]	Selection expression Gateway	ITU-T Recommendation Q.784.1 [9], reference 1.7.3.2
<p>Test Purpose  <i>Receipt of unknown parameter values in the backward direction.</i>            To verify that the IUT (type A exchange) is able to handle unknown parameter values as demanded in ITU-T Recommendation Q.763 [22] as endorsed by EN 300 356-1 [1], annex A.            Parameter: 3.5 Backward call indicators (BCI).            The Holding indicator shall default to '0'B - holding not requested.</p>				

TSS CSSV/RU/PV/BD/	TP IBC_S_1_7_3_2_5_g	ISUP '97 reference 2.9.5.3.3/ITU-T Recommendation Q.764 [13]	Selection expression Gateway	ITU-T Recommendation Q.784.1 [9], reference 1.7.3.2
<p>Test Purpose  <i>Receipt of unknown parameter values in the backward direction.</i>            To verify that the IUT (type A exchange) is able to handle unknown parameter values as demanded in ITU-T Recommendation Q.763 [22] as endorsed by EN 300 356-1 [1], annex A.            Parameter: 3.5 Backward call indicators (BCI).            The SCCP method indicator shall default to '00'B - no indication.</p>				

TSS CSSV/RU/PV/BD/	TP IBC_S_1_7_3_2_16_a	ISUP '97 reference 2.9.5.3.3/ITU-T Recommendation Q.764 [13]	Selection expression Gateway	ITU-T Recommendation Q.784.1 [9], reference 1.7.3.2
<p>Test Purpose  <i>Receipt of unknown parameter values in the backward direction.</i>            To verify that the IUT (type A exchange) is able to handle unknown parameter values as demanded in ITU-T Recommendation Q.763 [22] as endorsed by EN 300 356-1 [1], annex A.            Parameter: 3.16 Connected number (ConNb).            The Connected number parameter shall be discarded if the Nature of address indicator is coded with a spare value.</p>				

TSS CSSV/RU/PV/BD/	TP IBC_S_1_7_3_2_16_b	ISUP '97 reference 2.9.5.3.3/ITU-T Recommendation Q.764 [13]	Selection expression Gateway	ITU-T Recommendation Q.784.1 [9], reference 1.7.3.2
<p>Test Purpose  <i>Receipt of unknown parameter values in the backward direction.</i>            To verify that the IUT (type A exchange) is able to handle unknown parameter values as demanded in ITU-T Recommendation Q.763 [22] as endorsed by EN 300 356-1 [1], annex A.            Parameter: 3.16 Connected number (ConNb).            The Connected number parameter shall be discarded if the Numbering plan indicator is coded with a spare value.</p>				

TSS CSSV/RU/PV/BD/	TP IBC_S_1_7_3_2_16_c	ISUP '97 reference 2.9.5.3.3/ITU-T Recommendation Q.764 [13]	Selection expression Gateway	ITU-T Recommendation Q.784.1 [9], reference 1.7.3.2
<p>Test Purpose  <i>Receipt of unknown parameter values in the backward direction.</i>            To verify that the IUT (type A exchange) is able to handle unknown parameter values as demanded in ITU-T Recommendation Q.763 [22] as endorsed by EN 300 356-1 [1], annex A.            Parameter: 3.16 Connected number (ConNb).            The Address presentation restricted indicator shall default to '01'B - presentation restricted.</p>				

TSS CSSV/RU/PV/BD/	TP IBC_S_1_7_3_2_16_d	ISUP '97 reference 2.9.5.3.3/ITU-T Recommendation Q.764 [13]	Selection expression Gateway	ITU-T Recommendation Q.784.1 [9], reference 1.7.3.2
<p>Test Purpose  <i>Receipt of unknown parameter values in the backward direction.</i>            To verify that the IUT (type A exchange) is able to handle unknown parameter values as demanded in ITU-T Recommendation Q.763 [22] as endorsed by EN 300 356-1 [1], annex A.            Parameter: 3.16 Connected number (ConNb).            The Connected number parameter shall be discarded if the Screening indicator is coded with a spare value.</p>				

TSS CSSV/RU/PV/BD/	TP IBC_S_1_7_3_2_16_e	ISUP '97 reference 2.9.5.3.3/ITU-T Recommendation Q.764 [13]	Selection expression Gateway	ITU-T Recommendation Q.784.1 [9], reference 1.7.3.2
<p>Test Purpose  <i>Receipt of unknown parameter values in the backward direction.</i>            To verify that the IUT (type A exchange) is able to handle unknown parameter values as demanded in ITU-T Recommendation Q.763 [22] as endorsed by EN 300 356-1 [1], annex A.            Parameter: 3.16 Connected number (ConNb).            The Filler in the Address signals shall default to '0'H.</p>				

TSS CSSV/RU/PV/BD/	TP IBC_S_1_7_3_2_21	ISUP '97 reference 2.9.5.3.3/ITU-T Recommendation Q.764 [13]	Selection expression Gateway	ITU-T Recommendation Q.784.1 [9], reference 1.7.3.2
<p>Test Purpose  <i>Receipt of unknown parameter values in the backward direction.</i>            To verify that the IUT (type A exchange) is able to handle unknown parameter values as demanded in ITU-T Recommendation Q.763 [22] as endorsed by EN 300 356-1 [1], annex A.            Parameter: 3.21 Event information (EvInf).            The CPG message shall be discarded if the Event information is not recognized.</p>				

TSS CSSV/RU/PV/BD/	TP IBC_S_1_7_3_2_46_a	ISUP '97 reference 2.9.5.3.3/ITU-T Recommendation Q.764 [13]	Selection expression Gateway	ITU-T Recommendation Q.784.1 [9], reference 1.7.3.2
<p>Test Purpose  <i>Receipt of unknown parameter values in the backward direction.</i>            To verify that the IUT (type A exchange) is able to handle unknown parameter values as demanded in ITU-T Recommendation Q.763 [22] as endorsed by EN 300 356-1 [1], annex A.            Parameter: 3.46 Redirection number (RnNb).            The Redirection number parameter shall be discarded if the Nature of address indicator is coded with a spare value.</p>				

TSS CSSV/RU/PV/BD/	TP IBC_S_1_7_3_2_46_b	ISUP '97 reference 2.9.5.3.3/ITU-T Recommendation Q.764 [13]	Selection expression Gateway	ITU-T Recommendation Q.784.1 [9], reference 1.7.3.2
<p>Test Purpose  <i>Receipt of unknown parameter values in the backward direction.</i>            To verify that the IUT (type A exchange) is able to handle unknown parameter values as demanded in ITU-T Recommendation Q.763 [22] as endorsed by EN 300 356-1 [1], annex A.            Parameter: 3.46 Redirection number (RnNb).            The Redirection number parameter shall be discarded if the Numbering plan indicator is coded with a spare value.</p>				

TSS CSSV/RU/PV/BD/	TP IBC_S_1_7_3_2_46_c	ISUP '97 reference 2.9.5.3.3/ITU-T Recommendation Q.764 [13]	Selection expression Gateway	ITU-T Recommendation Q.784.1 [9], reference 1.7.3.2
<p>Test Purpose  <i>Receipt of unknown parameter values in the backward direction.</i>            To verify that the IUT (type A exchange) is able to handle unknown parameter values as demanded in ITU-T Recommendation Q.763 [22] as endorsed by EN 300 356-1 [1], annex A.            Parameter: 3.46 Redirection number (RnNb).            The Filler in the Address signals shall default to '0'H.</p>				

TSS CSSV/RU/PV/BD/	TP IBC_S_1_7_3_2_60_a	ISUP '97 reference 2.9.5.3.3/ITU-T Recommendation Q.764 [13]	Selection expression Gateway	ITU-T Recommendation Q.784.1 [9], reference 1.7.3.2
<p>Test Purpose  <i>Receipt of unknown parameter values in the backward direction.</i>            To verify that the IUT (type A exchange) is able to handle unknown parameter values as demanded in ITU-T Recommendation Q.763 [22] as endorsed by EN 300 356-1 [1], annex A.            Parameter: 3.60 User-to-user indicators (UUInd).            The spare value of the Service 1 field in the User-to-user indicators shall default to '00'B - no information. The Type (bit A) is response (1).</p>				

TSS CSSV/RU/PV/BD/	TP IBC_S_1_7_3_2_60_b	ISUP '97 reference 2.9.5.3.3/ITU-T Recommendation Q.764 [13]	Selection expression Gateway	ITU-T Recommendation Q.784.1 [9], reference 1.7.3.2
<p>Test Purpose  <i>Receipt of unknown parameter values in the backward direction.</i>            To verify that the IUT (type A exchange) is able to handle unknown parameter values as demanded in ITU-T Recommendation Q.763 [22] as endorsed by EN 300 356-1 [1], annex A.            Parameter: 3.60 User-to-user indicators (UUInd).            The spare value of the Service 2 field in the User-to-user indicators shall default to '00'B - no information. The Type (bit A) is response (1).</p>				

TSS CSSV/RU/PV/BD/	TP IBC_S_1_7_3_2_60_c	ISUP '97 reference 2.9.5.3.3/ITU-T Recommendation Q.764 [13]	Selection expression Gateway	ITU-T Recommendation Q.784.1 [9], reference 1.7.3.2
<p>Test Purpose  <i>Receipt of unknown parameter values in the backward direction.</i>            To verify that the IUT (type A exchange) is able to handle unknown parameter values as demanded in ITU-T Recommendation Q.763 [22] as endorsed by EN 300 356-1 [1], annex A.            Parameter: 3.60 User-to-user indicators (UUInd).            The spare value of the Service 3 field in the User-to-user indicators shall default to '00'B - no information. The Type (bit A) is response (1).</p>				

TSS CSSV/RU/PV/	TP IBC_I_1_7_3_3	ISUP '97 reference ITU-T Recommendation Q.763 [22], tables A.2 and A.3	Selection expression	ITU-T Recommendation Q.784.1 [9], reference 1.7.3.2
<p>Test Purpose</p> <p><i>Illegal value in the Type indicator of the Circuit group blocking message.</i></p> <p>To verify the IUT is able to discard a Circuit group blocking message and sends a Confusion message if the Type indicator field of the Circuit group supervision message type indicator is set to an illegal value.</p>				

TSS CSSV/RU/PV/RM/	TP IBC_S_1_7_3_4_a_12_a	ISUP '97 reference ITU-T Recommendation Q.764 [13], clause 2.9.5.3.3	Selection expression Gateway	ITU-T Recommendation Q.784.1 [9], reference 1.7.3.2
<p>Test Purpose</p> <p><i>Receipt of unknown parameter values in the Release message.</i></p> <p>To verify that the IUT (type A exchange) is able to handle unknown parameter values as demanded in ITU-T Recommendation Q.763 [22] as endorsed by EN 300 356-1 [1], annex A. Parameter: 3.12 Cause indicators (Cause). The Coding standard of the Cause indicators shall default to '00'B - CCITT.</p>				

TSS CSSV/RU/PV/RM/	TP IBC_S_1_7_3_4_a_12_b _1	ISUP '97 reference 2.9.5.3.3/ITU-T Recommendation Q.764 [13]	Selection expression Gateway	ITU-T Recommendation Q.784.1 [9], reference 1.7.3.2
<p>Test Purpose</p> <p><i>Receipt of unknown parameter values in Release message.</i></p> <p>To verify that the IUT (type A exchange) is able to handle unknown parameter values as demanded in ITU-T Recommendation Q.763 [22] as endorsed by EN 300 356-1 [1], annex A. Parameter: 3.12 Cause indicators (Cause). The Location in the Cause indicators shall default to '7'H - international network.</p>				

TSS CSSV/RU/PV/RM/	TP IBC_S_1_7_3_4_a_12_b _2	ISUP '97 reference 2.9.5.3.3/ITU-T Recommendation Q.764 [13]	Selection expression Gateway	ITU-T Recommendation Q.784.1 [9], reference 1.7.3.2
<p>Test Purpose</p> <p><i>Receipt of unknown parameter values in the Release message.</i></p> <p>To verify that the IUT (type A exchange) is able to handle unknown parameter values as demanded in ITU-T Recommendation Q.763 [22] as endorsed by EN 300 356-1 [1], annex A. Parameter: 3.12 Cause indicators (Cause). The Location in the Cause indicators shall default to 'A'H - network beyond interworking point.</p>				

TSS CSSV/RU/PV/RM/	TP IBC_S_1_7_3_4_a_12_c	ISUP '97 reference 2.9.5.3.3/ITU-T Recommendation Q.764 [13]	Selection expression Gateway	ITU-T Recommendation Q.784.1 [9], reference 1.7.3.2
<p>Test Purpose</p> <p><i>Receipt of unknown parameter values in the Release message.</i></p> <p>To verify that the IUT (type A exchange) is able to handle unknown parameter values as demanded in ITU-T Recommendation Q.763 [22] as endorsed by EN 300 356-1 [1], annex A. Parameter: 3.12 Cause indicators (Cause). The spare Cause value of the Cause indicators shall default to:</p> <ul style="list-style-type: none"> <li>31 - Normal event, unspecified (classes 000 and 001).</li> <li>47 - Resource unavailable, unspecified (class 010).</li> <li>63 - Service/option not available, unspecified (class 011).</li> <li>79 - Service/option not implemented, unspecified (class 100).</li> <li>95 - Invalid message, unspecified (class 101).</li> <li>111 - Protocol error, unspecified (class 110).</li> <li>127 - Interworking, unspecified (class 111).</li> </ul>				

## 7.2.2 NCS Normal call setup ordinary speech calls

<b>TSS NCS/BWCS/</b>	<b>TP IBC_V_2_1_1</b>	<b>ISUP '97 reference 2.1/ITU-T Recommendation Q.764 [13] 2.9.1.4/ITU-T Recommendation Q.764 [13]</b>	<b>Selection expression</b>	<b>ITU-T Recommendation Q.784.1 [9], reference 2.1.1</b>
<b>Test Purpose</b> <i>IAM sent by controlling SP.</i> To verify that the IUT can initiate an outgoing call on a circuit capable of bothway operation when the IUT is the controlling SP.				

<b>TSS NCS/BWCS/</b>	<b>TP IBC_V_2_1_2</b>	<b>ISUP '97 reference 2.1/ITU-T Recommendation Q.764 [13] 2.9.1.4/ITU-T Recommendation Q.764 [13]</b>	<b>Selection expression</b>	<b>ITU-T Recommendation Q.784.1 [9], reference 2.1.2</b>
<b>Test Purpose</b> <i>IAM sent by non-controlling SP.</i> To verify that IUT can initiate an outgoing call on a circuit capable of bothway operation when the IUT is the non-controlling SP.				

<b>TSS NCS/CAS/</b>	<b>TP IBC_V_2_2_1_a</b>	<b>ISUP '97 reference 2.1.1, 2.1.4, 2.1.7, 2.3/ITU-T Recommendation Q.764 [13]</b>	<b>Selection expression (OLE and PICS A.3/1) or (IntermE and PICS A.3/5)</b>	<b>ITU-T Recommendation Q.784.1 [9], reference 2.2.1</b>
<b>Test Purpose</b> <i>"en bloc" operation.</i> To verify that a call can be successfully established (all digits included in the outgoing IAM).				

<b>TSS NCS/CAS/</b>	<b>TP IBC_V_2_2_1_b</b>	<b>ISUP '97 reference 2.1.1, 2.1.4, 2.1.7, 2.3/ITU-T Recommendation Q.764 [13]</b>	<b>Selection expression</b>	<b>ITU-T Recommendation Q.784.1 [9], reference 2.2.1</b>
<b>Test Purpose</b> <i>"en bloc" operation.</i> To verify that a call can be successfully established (all digits included in the incoming IAM).				

<b>TSS NCS/CAS/</b>	<b>TP IBC_V_2_2_2_a</b>	<b>ISUP '97 reference 2.1.1, 2.1.4, 2.1.7, 2.3/ITU-T Recommendation Q.764 [13]</b>	<b>Selection expression (OLE and PICS A.3/2) or (IntermE and PICS A.3/6)</b>	<b>ITU-T Recommendation Q.784.1 [9], reference 2.2.2</b>
<b>Test Purpose</b> <i>overlap operation (with SAM).</i> To verify that the IUT can initiate a call using an IAM followed by a SAM.				

<b>TSS NCS/CAS/</b>	<b>TP IBC_V_2_2_2_b</b>	<b>ISUP '97 reference 2.1.1, 2.1.4, 2.1.7, 2.3/ITU-T Recommendation Q.764 [13]</b>	<b>Selection expression</b>	<b>ITU-T Recommendation Q.784.1 [9], reference 2.2.2</b>
<b>Test Purpose</b> <i>overlap operation (with SAM).</i> To verify that the IUT can receive a call using an IAM followed by a SAM.				

<b>TSS NCS/SCS/</b>	<b>TP IBC_V_2_3_1_a</b>	<b>ISUP '97 reference 2.1.4.1 2) b)/ITU-T Recommendation Q.764 [13]</b>	<b>Selection expression</b>	<b>ITU-T Recommendation Q.784.1 [9], reference 2.3.1</b>
Test Purpose <i>Ordinary call (with various indications in ACM).</i> To verify that a call can be successfully completed using various indications in the address complete message. (Subscr free and ISDN).				

<b>TSS NCS/SCS/</b>	<b>TP IBC_V_2_3_1_b</b>	<b>ISUP '97 reference 2.1.4.1 1) a)/ITU-T Recommendation Q.764 [13]</b>	<b>Selection expression</b>	<b>ITU-T Recommendation Q.784.1 [9], reference 2.3.1</b>
Test Purpose <i>Ordinary call (with various indications in ACM).</i> To verify that a call can be successfully completed using various indications in the address complete message. (Subscr free and non-ISDN).				

<b>TSS NCS/SCS/</b>	<b>TP IBC_V_2_3_1_c</b>	<b>ISUP '97 reference 2.1.4.1 2) a)/ITU-T Recommendation Q.764 [13]</b>	<b>Selection expression</b>	<b>ITU-T Recommendation Q.784.1 [9], reference 2.3.1</b>
Test Purpose <i>Ordinary call (with various indications in ACM).</i> To verify that a call can be successfully completed using various indications in the address complete message. (No indication and ISDN).				

<b>TSS NCS/SCS/</b>	<b>TP IBC_V_2_3_1_d</b>	<b>ISUP '97 reference 2.1.4.1 2) a)/ITU-T Recommendation Q.764 [13]</b>	<b>Selection expression</b>	<b>ITU-T Recommendation Q.784.1 [9], reference 2.3.1</b>
Test Purpose <i>Ordinary call (with various indications in ACM).</i> To verify that a call can be successfully completed using various indications in the address complete message. (No indication and non-ISDN).				

<b>TSS NCS/SCS/</b>	<b>TP IBC_V_2_3_1_e</b>	<b>ISUP '97 reference 2.1.4.1 2) b)/ITU-T Recommendation Q.764 [13]</b>	<b>Selection expression</b>	<b>ITU-T Recommendation Q.784.1 [9], reference 2.3.1</b>
Test Purpose <i>Ordinary call (with various indications in ACM).</i> To verify that a call can be successfully completed using various indications in the address complete message. (Subscr free and ISDN).				

<b>TSS NCS/SCS/</b>	<b>TP IBC_V_2_3_1_f</b>	<b>ISUP '97 reference 2.1.4.1 1) a)/ITU-T Recommendation Q.764 [13]</b>	<b>Selection expression</b>	<b>ITU-T Recommendation Q.784.1 [9], reference 2.3.1</b>
Test Purpose <i>Ordinary call (with various indications in ACM).</i> To verify that a call can be successfully completed using various indications in the address complete message. (Subscr free and non-ISDN).				



<b>TSS NCS/SCS/</b>	<b>TP IBC_V_2_3_1_g</b>	<b>ISUP '97 reference 2.1.4.1 2) a)/ITU-T Recommendation Q.764 [13]</b>	<b>Selection expression</b>	<b>ITU-T Recommendation Q.784.1 [9], reference 2.3.1</b>
Test Purpose <i>Ordinary call (with various indications in ACM).</i> To verify that a call can be successfully completed using various indications in the address complete message (No indication and ISDN).				

<b>TSS NCS/SCS/</b>	<b>TP IBC_V_2_3_1_h</b>	<b>ISUP '97 reference 2.1.4.1 1) b)/ITU-T Recommendation Q.764 [13]</b>	<b>Selection expression</b>	<b>ITU-T Recommendation Q.784.1 [9], reference 2.3.1</b>
Test Purpose <i>Ordinary call (with various indications in ACM).</i> To verify that a call can be successfully completed using various indications in the address complete message (No indication and non-ISDN).				

<b>TSS NCS/SCS/</b>	<b>TP IBC_V_2_3_2_a</b>	<b>ISUP '97 reference 2.1.5/ITU-T Recommendation Q.764 [13]</b>	<b>Selection expression</b>	<b>ITU-T Recommendation Q.784.1 [9], reference 2.3.2</b>
Test Purpose <i>Ordinary outgoing call (with ACM, CPG, and ANM).</i> To verify that a call can be successfully completed using an address complete message, a call progress message, and an answer message (CPG alerting).				

<b>TSS NCS/SCS/</b>	<b>TP IBC_V_2_3_2_b</b>	<b>ISUP '97 reference 2.1.5/ITU-T Recommendation Q.764 [13]</b>	<b>Selection expression</b>	<b>ITU-T Recommendation Q.784.1 [9], reference 2.3.2</b>
Test Purpose <i>Ordinary outgoing call (with ACM, CPG, and ANM).</i> To verify that a call can be successfully completed using an address complete message, a call progress message, and an answer message (CPG progress).				

<b>TSS NCS/SCS/</b>	<b>TP IBC_V_2_3_2_c</b>	<b>ISUP '97 reference 2.1.5/ITU-T Recommendation Q.764 [13]</b>	<b>Selection expression</b>	<b>ITU-T Recommendation Q.784.1 [9], reference 2.3.2</b>
Test Purpose <i>Ordinary outgoing call (with ACM, CPG, and ANM).</i> To verify that a call can be successfully completed using an address complete message, a call progress message, and an answer message (CPG in-band information).				

<b>TSS NCS/SCS/</b>	<b>TP IBC_V_2_3_2_d</b>	<b>ISUP '97 reference 2.1.5/ITU-T Recommendation Q.764 [13]</b>	<b>Selection expression</b>	<b>ITU-T Recommendation Q.784.1 [9], reference 2.3.2</b>
Test Purpose <i>Ordinary incoming call (with ACM, CPG, and ANM).</i> To verify that a call can be successfully completed using an address complete message, a call progress message, and an answer message (CPG alerting).				

TSS NCS/SCS/	TP IBC_V_2_3_2_e	ISUP '97 reference 2.1.5/ITU-T Recommendation Q.764 [13]	Selection expression	ITU-T Recommendation Q.784.1 [9], reference 2.3.2
-----------------	---------------------	---	----------------------	---

## Test Purpose

*Ordinary incoming call (with ACM, CPG, and ANM).*

To verify that a call can be successfully completed using an address complete message, a call progress message, and an answer message (CPG progress).

TSS NCS/SCS/	TP IBC_V_2_3_2_f	ISUP '97 reference 2.1.5/ITU-T Recommendation Q.764 [13]	Selection expression	ITU-T Recommendation Q.784.1 [9], reference 2.3.2
-----------------	---------------------	---	----------------------	---

## Test Purpose

*Ordinary incoming call (with ACM, CPG, and ANM)*

To verify that a call can be successfully completed using an address complete message, a call progress message, and an answer message (CPG in-band information).

TSS NCS/SCS/	TP IBC_V_2_3_3	ISUP '97 reference 2.1.4.1 ii)/ITU-T Recommendation Q.764 [13]	Selection expression	ITU-T Recommendation Q.784.1 [9], reference 2.3.3
-----------------	-------------------	---	----------------------	---

## Test Purpose

*Ordinary call (with CON).*

To verify that a call can be successfully completed using the connect message (indications: subscriber free and access ISDN).

TSS NCS/SCS/	TP IBC_V_2_3_4_a	ISUP '97 reference 2.1.1.2 b)/ITU-T Recommendation Q.764 [13]	Selection expression	ITU-T Recommendation Q.784.1 [9], reference 2.3.4
-----------------	---------------------	--	----------------------	---

## Test Purpose

*Call switched via satellite.*

To verify that the satellite indicator in the initial address message is correctly set (No satellite already in the connection).

TSS NCS/SCS/	TP IBC_V_2_3_4_b	ISUP '97 reference 2.1.1.2 b)/ITU-T Recommendation Q.764 [13]	Selection expression	ITU-T Recommendation Q.784.1 [9], reference 2.3.4
-----------------	---------------------	--	----------------------	---

## Test Purpose

*Call switched via satellite.*

To verify that the satellite indicator in the initial address message is correctly set (1 satellite already in the connection).

TSS NCS/SCS/	TP IBC_V_2_3_4_c	ISUP '97 reference 2.1.1.2 b)/ITU-T Recommendation Q.764 [13]	Selection expression	ITU-T Recommendation Q.784.1 [9], reference 2.3.4
-----------------	---------------------	--	----------------------	---

## Test Purpose

*Call switched via satellite.*

To verify that the satellite indicator in the initial address message is correctly set (2 satellites already in the connection).

TSS NCS/SCS/	TP IBC_V_2_3_5_a	ISUP '97 reference 2.8.2.1/ITU-T Recommendation Q.764 [13]	Selection expression	ITU-T Recommendation Q.784.1 [9], reference 2.3.5
-----------------	---------------------	---	----------------------	---

Test Purpose

*Blocking and unblocking during a call (initiated).*

To verify that the circuit blocking and unblocking procedure can be correctly initiated after ANM - outgoing call.

TSS NCS/SCS/	TP IBC_V_2_3_5_b	ISUP '97 reference 2.8.2.1/ITU-T Recommendation Q.764 [13]	Selection expression	ITU-T Recommendation Q.784.1 [9], reference 2.3.5
-----------------	---------------------	---	----------------------	---

Test Purpose

*Blocking and unblocking during a call (initiated).*

To verify that the circuit blocking and unblocking procedure can be correctly initiated after ACM - outgoing call.

TSS NCS/SCS/	TP IBC_V_2_3_5_c	ISUP '97 reference 2.8.2.1/ITU-T Recommendation Q.764 [13]	Selection expression	ITU-T Recommendation Q.784.1 [9], reference 2.3.5
-----------------	---------------------	---	----------------------	---

Test Purpose

*Blocking and unblocking during a call (initiated).*

To verify that the circuit blocking and unblocking procedure can be correctly initiated after ANM - incoming call.

TSS NCS/SCS/	TP IBC_V_2_3_5_d	ISUP '97 reference 2.8.2.1/ITU-T Recommendation Q.764 [13]	Selection expression	ITU-T Recommendation Q.784.1 [9], reference 2.3.5
-----------------	---------------------	---	----------------------	---

Test Purpose

*Blocking and unblocking during a call (initiated).*

To verify that the circuit blocking and unblocking procedure can be correctly initiated after ACM - incoming call.

TSS NCS/SCS/	TP IBC_V_2_3_6_a	ISUP '97 reference 2.8.2.1/ITU-T Recommendation Q.764 [13]	Selection expression	ITU-T Recommendation Q.784.1 [9], reference 2.3.6
-----------------	---------------------	---	----------------------	---

Test Purpose

*Blocking and unblocking during a call (received).*

To verify that the circuit blocking and unblocking procedure can be correctly received after ANM - outgoing call.

TSS NCS/SCS/	TP IBC_V_2_3_6_b	ISUP '97 reference 2.8.2.1/ITU-T Recommendation Q.764 [13]	Selection expression	ITU-T Recommendation Q.784.1 [9], reference 2.3.6
-----------------	---------------------	---	----------------------	---

Test Purpose

*Blocking and unblocking during a call (received).*

To verify that the circuit blocking and unblocking procedure can be correctly received after ACM - outgoing call.

<b>TSS</b> <b>NCS/SCS/</b>	<b>TP</b> <b>IBC_V_2_3_6_c</b>	<b>ISUP '97 reference</b> <b>2.8.2.1/ITU-T</b> <b>Recommendation</b> <b>Q.764 [13]</b>	<b>Selection expression</b>	<b>ITU-T</b> <b>Recommendation</b> <b>Q.784.1 [9],</b> <b>reference</b> <b>2.3.6</b>
-------------------------------	-----------------------------------	---	-----------------------------	--

## Test Purpose

*Blocking and unblocking during a call (received).*

To verify that the circuit blocking and unblocking procedure can be correctly received after ANM - incoming call.

<b>TSS</b> <b>NCS/SCS/</b>	<b>TP</b> <b>IBC_V_2_3_6_d</b>	<b>ISUP '97 reference</b> <b>2.8.2.1/ITU-T</b> <b>Recommendation</b> <b>Q.764 [13]</b>	<b>Selection expression</b>	<b>ITU-T</b> <b>Recommendation</b> <b>Q.784.1 [9],</b> <b>reference</b> <b>2.3.6</b>
-------------------------------	-----------------------------------	---	-----------------------------	--

## Test Purpose

*Blocking and unblocking during a call (received).*

To verify that the circuit blocking and unblocking procedure can be correctly received after ACM - incoming call.

<b>TSS</b> <b>NCS/PDDP/</b>	<b>TP</b> <b>IBC_V_2_4_1</b>	<b>ISUP '97 reference</b> <b>2.6/ITU-T</b> <b>Recommendation</b> <b>Q.764 [13]</b>	<b>Selection expression</b> <b>IntermE and PICS</b> <b>A.13/11</b>	<b>ITU-T</b> <b>Recommendation</b> <b>Q.784.1 [9],</b> <b>reference</b> <b>2.4.1</b>
--------------------------------	---------------------------------	---	--	--

## Test Purpose

*IAM sent containing the PDC.*

To verify that the IUT is able to increase the PDC by the delay value of the outgoing route (D ms).

<b>TSS</b> <b>NCS/PDDP/</b>	<b>TP</b> <b>IBC_V_2_4_2</b>	<b>ISUP '97 reference</b> <b>2.6/ITU-T</b> <b>Recommendation</b> <b>Q.764 [13]</b>	<b>Selection expression</b> <b>IntermE</b>	<b>ITU-T</b> <b>Recommendation</b> <b>Q.784.1 [9],</b> <b>reference</b> <b>2.4.2</b>
--------------------------------	---------------------------------	---	---	--

## Test Purpose

*Sending of call history information.*

To verify that a call can be successfully completed and the value of the call history information is higher than the value of the propagation delay counter.

<b>TSS</b> <b>NCS/PDDP/</b>	<b>TP</b> <b>IBC_V_2_4_3_a</b>	<b>ISUP '97 reference</b> <b>2.6/ITU-T</b> <b>Recommendation</b> <b>Q.764 [13]</b>	<b>Selection expression</b> <b>IntermE</b>	<b>ITU-T</b> <b>Recommendation</b> <b>Q.784.1 [9],</b> <b>reference</b> <b>2.4.3</b>
--------------------------------	-----------------------------------	---	---	--

## Test Purpose

*Abnormal procedures, protocol delay counter not received.*

To verify that the IUT is able to include a PDC in the IAM.

<b>TSS</b> <b>NCS/PDDP/</b>	<b>TP</b> <b>IBC_V_2_4_3_b</b>	<b>ISUP '97 reference</b> <b>2.6/ITU-T</b> <b>Recommendation</b> <b>Q.764 [13]</b>	<b>Selection expression</b> <b>PICS A.13/11 and</b> <b>PICS A.10/2</b>	<b>ITU-T</b> <b>Recommendation</b> <b>Q.784.1 [9],</b> <b>reference</b> <b>2.4.3</b>
--------------------------------	-----------------------------------	---	--	--

## Test Purpose

*Abnormal procedures, call history information not received.*

Check that the IUT conveys the Call history information correctly.

## 7.2.3 NCR Normal call release

<b>TSS NCR/</b>	<b>TP IBC_V_3_1_a</b>	<b>ISUP '97 reference 2.3/ITU-T Recommendation Q.764 [13]</b>	<b>Selection expression</b>	<b>ITU-T Recommendation Q.784.1 [9], reference 3.1</b>
---------------------	---------------------------	---	-----------------------------	--

## Test Purpose

*Calling party clears before address complete, outgoing call.*

To verify that the calling party can successfully release a call prior to receipt of any backward message.

<b>TSS NCR/</b>	<b>TP IBC_V_3_1_b</b>	<b>ISUP '97 reference 2.3/ITU-T Recommendation Q.764 [13]</b>	<b>Selection expression</b>	<b>ITU-T Recommendation Q.784.1 [9], reference 3.1</b>
---------------------	---------------------------	---	-----------------------------	--

## Test Purpose

*Calling party clears before address complete, incoming call.*

To verify that the calling party can successfully release a call prior to receipt of any backward message.

<b>TSS NCR/</b>	<b>TP IBC_V_3_2_a</b>	<b>ISUP '97 reference 2.3/ITU-T Recommendation Q.764 [13]</b>	<b>Selection expression</b>	<b>ITU-T Recommendation Q.784.1 [9], reference 3.2</b>
---------------------	---------------------------	---	-----------------------------	--

## Test Purpose

*Calling party clears before answer, outgoing call.*

To verify that the calling party can successfully release a call prior to receipt of answer.

<b>TSS NCR/</b>	<b>TP IBC_V_3_2_b</b>	<b>ISUP '97 reference 2.3/ITU-T Recommendation Q.764 [13]</b>	<b>Selection expression</b>	<b>ITU-T Recommendation Q.784.1 [9], reference 3.2</b>
---------------------	---------------------------	---	-----------------------------	--

## Test Purpose

*Calling party clears before answer, incoming call.*

To verify that the calling party can successfully release a call prior to receipt of answer.

<b>TSS NCR/</b>	<b>TP IBC_V_3_3_a</b>	<b>ISUP '97 reference 2.3/ITU-T Recommendation Q.764 [13]</b>	<b>Selection expression</b>	<b>ITU-T Recommendation Q.784.1 [9], reference 3.3</b>
---------------------	---------------------------	---	-----------------------------	--

## Test Purpose

*Calling party clears after answer, outgoing call.*

To verify that the calling party can successfully release a call after answer.

<b>TSS NCR/</b>	<b>TP IBC_V_3_3_b</b>	<b>ISUP '97 reference 2.3/ITU-T Recommendation Q.764 [13]</b>	<b>Selection expression</b>	<b>ITU-T Recommendation Q.784.1 [9], reference 3.3</b>
---------------------	---------------------------	---	-----------------------------	--

## Test Purpose

*Calling party clears after answer, incoming call.*

To verify that the calling party can successfully release a call after answer.

<b>TSS NCR/</b>	<b>TP IBC_V_3_4_a</b>	<b>ISUP '97 reference 2.3/ITU-T Recommendation Q.764 [13]</b>	<b>Selection expression</b>	<b>ITU-T Recommendation Q.784.1 [9], reference 3.4</b>
---------------------	---------------------------	---	-----------------------------	--

Test Purpose  
*Called party clears after answer, outgoing call.*  
 To verify that a call can be successfully released in the backward direction.

<b>TSS NCR/</b>	<b>TP IBC_V_3_4_b</b>	<b>ISUP '97 reference 2.3/ITU-T Recommendation Q.764 [13]</b>	<b>Selection expression</b>	<b>ITU-T Recommendation Q.784.1 [9], reference 3.4</b>
---------------------	---------------------------	---	-----------------------------	--

Test Purpose  
*Called party clears after answer, incoming call.*  
 To verify that a call can be successfully released in the backward direction.

<b>TSS NCR/</b>	<b>TP IBC_V_3_5_a</b>	<b>ISUP '97 reference 2.4/ITU-T Recommendation Q.764 [13]</b>	<b>Selection expression</b>	<b>ITU-T Recommendation Q.784.1 [9], reference 3.5</b>
---------------------	---------------------------	---	-----------------------------	--

Test Purpose  
*Suspend initiated by the network, outgoing call.*  
 To verify that the called subscriber can successfully clear back and reanswer the call.

<b>TSS NCR/</b>	<b>TP IBC_V_3_5_b</b>	<b>ISUP '97 reference 2.4/ITU-T Recommendation Q.764 [13]</b>	<b>Selection expression IntermE</b>	<b>ITU-T Recommendation Q.784.1 [9], reference 3.5</b>
---------------------	---------------------------	---	---	--

Test Purpose  
*Suspend initiated by the network, incoming call.*  
 To verify that the called subscriber can successfully clear back and reanswer the call.

<b>TSS NCR/</b>	<b>TP IBC_V_3_8</b>	<b>ISUP '97 reference 2.3.1 e)/ITU-T Recommendation Q.764 [13]</b>	<b>Selection expression</b>	<b>ITU-T Recommendation Q.784.1 [9], reference 3.8</b>
---------------------	-------------------------	--	-----------------------------	--

Test Purpose  
*Collision of REL messages.*  
 To verify that a release message may be received at an exchange from a succeeding or preceding exchange after the release of the switch path is initiated.

## 7.2.4 UCS Unsuccessful call setup

<b>TSS UCS/</b>	<b>TP IBC_V_4_1_a</b>	<b>ISUP '97 reference 2.2/ITU-T Recommendation Q.764 [13]</b>	<b>Selection expression</b>	<b>ITU-T Recommendation Q.784.1 [9], reference 4.1</b>
---------------------	---------------------------	---	-----------------------------	--

Test Purpose  
*Validate a set of known causes for release.*  
 To verify that the call is released immediately by the outgoing signalling point, if a release message with a given cause is received and the correct indication is given to the calling party.

TSS UCS/	TP IBC_V_4_1_b	ISUP '97 reference 2.2/ITU-T Recommendation Q.764 [13]	Selection expression	ITU-T Recommendation Q.784.1 [9], reference 4.1
Test Purpose <i>Validate a set of known causes for release.</i> To verify that the call is released immediately by the outgoing signalling point, if a release message with a given cause is received and the correct indication is given to the calling party.				

## 7.2.5 AS Abnormal situations

TSS AS/	TP IBC_V_5_1	ISUP '97 reference 2.9.8.1/ITU-T Recommendation Q.764 [13]	Selection expression	ITU-T Recommendation Q.784.1 [9], reference 5.1
Test Purpose <i>Inability to release in response to a REL after ANM.</i> To verify that, if the SP is unable to return a circuit to the idle condition in response to a release message, the circuit will be blocked.				

TSS AS/T/	TP IBC_I_5_2_1	ISUP '97 reference 2.9.8.3/ITU-T Recommendation Q.764 [13]	Selection expression	ITU-T Recommendation Q.784.1 [9], reference 5.2.1
Test Purpose <i>T7: waiting for ACM or CON.</i> To check that at the expiry of T7 the circuit will be released.				

TSS AS/T/	TP IBC_V_5_2_2	ISUP '97 reference 2.9.8.3 a)/ITU-T Recommendation Q.764 [13]	Selection expression CntrIE	ITU-T Recommendation Q.784.1 [9], reference 5.2.2
Test Purpose <i>T9: waiting for ANM.</i> To verify that, if an answer message is not received within T9 after receiving an address complete message, the connection is released by the outgoing signalling point.				

TSS AS/T/	TP IBC_I_5_2_3	ISUP '97 reference 2.2; 2.9.6/ITU-T Recommendation Q.764 [13]	Selection expression	ITU-T Recommendation Q.784.1 [9], reference 5.2.3
Test Purpose <i>T1 and T5: failure to receive a RLC.</i> To verify that appropriate actions take place at the expiry of timers T1 and T5.				

TSS AS/T/	TP IBC_V_5_2_4	ISUP '97 reference 2.4.1.3, 2.4.2.3, 2.4.3/ITU-T Recommendation Q.764 [13]	Selection expression CntrIE	ITU-T Recommendation Q.784.1 [9], reference 5.2.4
Test Purpose <i>T6: waiting for RES (network).</i> To verify that the call is released at the expiry of timer T6.				

<b>TSS</b> <b>AS/T/</b>	<b>TP</b> <b>IBC_I_5_2_5</b>	<b>ISUP '97 reference</b> <b>2.9.8.3/ITU-T</b> <b>Recommendation</b> <b>Q.764 [13]</b>	<b>Selection expression</b>	<b>ITU-T</b> <b>Recommendation</b> <b>Q.784.1 [9],</b> <b>reference</b> <b>5.2.5</b>
----------------------------	---------------------------------	---	-----------------------------	--

## Test Purpose

*T8: waiting for COT message if applicable.*

To verify that when the IAM indicates that the continuity check is required or performed on a previous circuit and the COT message is not received within T8, the connection is released by the incoming signalling point.

<b>TSS</b> <b>AS/T/</b>	<b>TP</b> <b>IBC_I_5_2_6</b>	<b>ISUP '97 reference</b> <b>2.9.4/ITU-T</b> <b>Recommendation</b> <b>Q.764 [13]</b>	<b>Selection expression</b>	<b>ITU-T</b> <b>Recommendation</b> <b>Q.784.1 [9],</b> <b>reference</b> <b>5.2.6</b>
----------------------------	---------------------------------	---	-----------------------------	--

## Test Purpose

*T12 and T13: failure to receive a BLA.*

To verify that appropriate actions take place at the expiry of timers T12 and T13.

<b>TSS</b> <b>AS/T/</b>	<b>TP</b> <b>IBC_I_5_2_7</b>	<b>ISUP '97 reference</b> <b>2.9.4/ITU-T</b> <b>Recommendation</b> <b>Q.764 [13]</b>	<b>Selection expression</b>	<b>ITU-T</b> <b>Recommendation</b> <b>Q.784.1 [9],</b> <b>reference</b> <b>5.2.7</b>
----------------------------	---------------------------------	---	-----------------------------	--

## Test Purpose

*T14 and T15: failure to receive a UBA.*

To verify that appropriate actions take place at the expiry of timers T14 and T15.

<b>TSS</b> <b>AS/T/</b>	<b>TP</b> <b>IBC_I_5_2_8</b>	<b>ISUP '97 reference</b> <b>2.9.3.1/ITU-T</b> <b>Recommendation</b> <b>Q.764 [13]</b>	<b>Selection expression</b>	<b>ITU-T</b> <b>Recommendation</b> <b>Q.784.1 [9],</b> <b>reference</b> <b>5.2.8</b>
----------------------------	---------------------------------	---	-----------------------------	--

## Test Purpose

*T16 and T17: failure to receive a RLC.*

To verify that appropriate actions take place at the expiry of timers T16 and T17.

<b>TSS</b> <b>AS/T/</b>	<b>TP</b> <b>IBC_I_5_2_9</b>	<b>ISUP '97 reference</b> <b>2.9.4/ITU-T</b> <b>Recommendation</b> <b>Q.764 [13]</b>	<b>Selection expression</b>	<b>ITU-T</b> <b>Recommendation</b> <b>Q.784.1 [9],</b> <b>reference</b> <b>5.2.9</b>
----------------------------	---------------------------------	---	-----------------------------	--

## Test Purpose

*T18 and T19: failure to receive a CGBA.*

To verify that appropriate actions take place at the expiry of timers T18 and T19.

<b>TSS</b> <b>AS/T/</b>	<b>TP</b> <b>IBC_I_5_2_10</b>	<b>ISUP '97 reference</b> <b>2.9.4/ITU-T</b> <b>Recommendation</b> <b>Q.764 [13]</b>	<b>Selection expression</b>	<b>ITU-T</b> <b>Recommendation</b> <b>Q.784.1 [9],</b> <b>reference</b> <b>5.2.10</b>
----------------------------	----------------------------------	---	-----------------------------	---

## Test Purpose

*T20 and T21: failure to receive a CGUA.*

To verify that appropriate actions take place at the expiry of timers T20 and T21.



TSS AS/T/	TP IBC_I_5_2_11	ISUP '97 reference 2.9.3.2/ITU-T Recommendation Q.764 [13]	Selection expression	ITU-T Recommendation Q.784.1 [9], reference 5.2.11
Test Purpose <i>T22 and T23: failure to receive a GRA.</i> To verify that appropriate actions take place at the expiry of timers T22 and T23.				

TSS AS/RCDC/	TP IBC_V_5_3_1	ISUP '97 reference 2.9.3.1 a)/ITU-T Recommendation Q.764 [13]	Selection expression	ITU-T Recommendation Q.784.1 [9], reference 5.3.1
Test Purpose <i>Reset of an outgoing circuit during a call.</i> To verify that on receipt of a RSC message the call is immediately released.				

TSS AS/RCDC/	TP IBC_V_5_3_2	ISUP '97 reference 2.9.3.1 a)/ITU-T Recommendation Q.764 [13]	Selection expression	ITU-T Recommendation Q.784.1 [9], reference 5.3.2
Test Purpose <i>Reset of an incoming circuit during a call.</i> To verify that on receipt of a RSC message the call is immediately released.				

## 7.2.6 SCS Special call setup

TSS SCS/CCC/	TP IBC_V_6_1_1_a	ISUP '97 reference 2.1.8/ITU-T Recommendation Q.764 [13]	Selection expression PICS A.13/3	ITU-T Recommendation Q.784.1 [9], reference 6.1.1
Test Purpose <i>Continuity check required.</i> To verify that a call can be set up on a circuit requiring a continuity check - outgoing call.				

TSS SCS/CCC/	TP IBC_V_6_1_1_b	ISUP '97 reference 2.1.8/ITU-T Recommendation Q.764 [13]	Selection expression	ITU-T Recommendation Q.784.1 [9], reference 6.1.1
Test Purpose <i>Continuity check required.</i> To verify that a call can be set up on a circuit requiring a continuity check - incoming call.				

TSS SCS/CCC/	TP IBC_V_6_1_2	ISUP '97 reference 2.1.8/ITU-T Recommendation Q.764 [13] 7/ITU-T Recommendation Q.724 [24]	Selection expression	ITU-T Recommendation Q.784.1 [9], reference 6.1.2
Test Purpose <i>COT applied on a previous circuit.</i> To verify if a continuity check is being performed on a previous circuit, a backward message is delayed until receipt of the COT message.				

<b>TSS</b> <b>SCS/CCC/</b>	<b>TP</b> <b>IBC_V_6_1_3_a</b>	<b>ISUP '97 references</b> <b>2.3, 2.1.8/ITU-T</b> <b>Recommendation</b> <b>Q.764 [13]</b>	<b>Selection expression</b> <b>PICS A.13/3</b>	<b>ITU-T</b> <b>Recommendation</b> <b>Q.784.1 [9],</b> <b>reference</b> <b>6.1.3</b>
-------------------------------	-----------------------------------	---	---	--

## Test Purpose

*Calling party clears during a COT.*

To verify that the calling party can successfully clear the call during the continuity check phase - outgoing call.

<b>TSS</b> <b>SCS/CCC/</b>	<b>TP</b> <b>IBC_V_6_1_3_b</b>	<b>ISUP '97 references</b> <b>2.3, 2.1.8/ITU-T</b> <b>Recommendation</b> <b>Q.764 [13]</b>	<b>Selection expression</b>	<b>ITU-T</b> <b>Recommendation</b> <b>Q.784.1 [9],</b> <b>reference</b> <b>6.1.3</b>
-------------------------------	-----------------------------------	---	-----------------------------	--

## Test Purpose

*Calling party clears during a COT.*

To verify that the calling party can successfully clear the call during the continuity check phase - incoming call.

<b>TSS</b> <b>SCS/CCC/</b>	<b>TP</b> <b>IBC_V_6_1_4_a</b>	<b>ISUP '97 references</b> <b>2.1.8/ITU-T</b> <b>Recommendation</b> <b>Q.764 [13]</b>	<b>Selection expression</b> <b>PICS A.13/3</b>	<b>ITU-T</b> <b>Recommendation</b> <b>Q.784.1 [9],</b> <b>reference</b> <b>6.1.4</b>
-------------------------------	-----------------------------------	--	---	--

## Test Purpose

*Delay of through connect.*

To verify that the completion of the speech path is delayed until the residual check-tone has propagated through the return of the speech path (outgoing call).

<b>TSS</b> <b>SCS/CCC/</b>	<b>TP</b> <b>IBC_V_6_1_4_b</b>	<b>ISUP '97 references</b> <b>2.1.8/ITU-T</b> <b>Recommendation</b> <b>Q.764 [13]</b>	<b>Selection expression</b>	<b>ITU-T</b> <b>Recommendation</b> <b>Q.784.1 [9],</b> <b>reference</b> <b>6.1.4</b>
-------------------------------	-----------------------------------	--	-----------------------------	--

## Test Purpose

*Delay of through connect.*

To verify that the completion of the speech path is delayed until the residual check-tone has propagated through the return of the speech path (incoming call).

<b>TSS</b> <b>SCS/CCC/</b>	<b>TP</b> <b>IBC_V_6_1_5</b>	<b>ISUP '97 references</b> <b>2.1.8, 2.8.1 iv);</b> <b>table A.1/ITU-T</b> <b>Recommendation</b> <b>Q.764 [13]</b>	<b>Selection expression</b> <b>PICS A.13/3</b>	<b>ITU-T</b> <b>Recommendation</b> <b>Q.784.1 [9],</b> <b>reference</b> <b>6.1.5</b>
-------------------------------	---------------------------------	--	---	--

## Test Purpose

*COT unsuccessful.*

To verify that a repeat attempt of the continuity check is made on the failed circuit.

<b>TSS</b> <b>SCS/ARA/</b>	<b>TP</b> <b>IBC_V_6_2_1</b>	<b>ISUP '97 references</b> <b>2.8.1 i),</b> <b>2.9.1.4/ITU-T</b> <b>Recommendation</b> <b>Q.764 [13]</b>	<b>Selection expression</b>	<b>ITU-T</b> <b>Recommendation</b> <b>Q.784.1 [9],</b> <b>reference</b> <b>6.2.1</b>
-------------------------------	---------------------------------	--	-----------------------------	--

## Test Purpose

*Dual seizure for non-controlling SP.*

To verify that an automatic repeat attempt will be made on detection of a dual seizure.

<b>TSS</b> <b>SCS/ARA/</b>	<b>TP</b> <b>IBC_V_6_2_2</b>	<b>ISUP '97 references</b> <b>2.8.1 ii),</b> <b>2.8.2.1/ITU-T</b> <b>Recommendation</b> <b>Q.764 [13]</b>	<b>Selection expression</b>	<b>ITU-T</b> <b>Recommendation</b> <b>Q.784.1 [9],</b> <b>reference</b> <b>6.2.2</b>
-------------------------------	---------------------------------	---	-----------------------------	--

## Test Purpose

*Blocking of a circuit.*

To verify that an automatic repeat attempt will be made on receipt of the blocking message after sending an initial address message and before any backward messages have been received.

<b>TSS</b> <b>SCS/ARA/</b>	<b>TP</b> <b>IBC_V_6_2_3</b>	<b>ISUP '97 reference</b> <b>2.8.1 iii)/ITU-T</b> <b>Recommendation</b> <b>Q.764 [13]</b>	<b>Selection expression</b>	<b>ITU-T</b> <b>Recommendation</b> <b>Q.784.1 [9],</b> <b>reference</b> <b>6.2.3</b>
-------------------------------	---------------------------------	--	-----------------------------	--

## Test Purpose

*Circuit reset.*

To verify that an automatic repeat attempt will be made on receipt of the reset circuit message after sending an initial address message and before any backward messages have been received.

<b>TSS</b> <b>SCS/ARA/</b>	<b>TP</b> <b>IBC_V_6_2_4</b>	<b>ISUP '97 references</b> <b>2.1.8, 2.8.1 iv),</b> <b>table A.1/ITU-T</b> <b>Recommendation</b> <b>Q.764 [13]</b>	<b>Selection expression</b>	<b>ITU-T</b> <b>Recommendation</b> <b>Q.784.1 [9],</b> <b>reference</b> <b>6.2.4</b>
-------------------------------	---------------------------------	--	-----------------------------	--

## Test Purpose

*Continuity check required.*

To verify that an automatic repeat attempt will be made on continuity check failure.

<b>TSS</b> <b>SCS/ARA/</b>	<b>TP</b> <b>IBC_I_6_2_5</b>	<b>ISUP '97 references</b> <b>2.8.1 iv),</b> <b>2.9.5.1 d)/ITU-T</b> <b>Recommendation</b> <b>Q.764 [13]</b>	<b>Selection expression</b>	<b>ITU-T</b> <b>Recommendation</b> <b>Q.784.1 [9],</b> <b>reference</b> <b>6.2.5</b>
-------------------------------	---------------------------------	--	-----------------------------	--

## Test Purpose

*Receipt of unreasonable signalling information.*

To verify that an automatic repeat attempt will be made on receipt of unreasonable signalling information after sending an initial address message and before receiving any backward messages.

<b>TSS</b> <b>SCS/DS/</b>	<b>TP</b> <b>IBC_V_6_3_1</b>	<b>ISUP '97 references</b> <b>2.8.1 i),</b> <b>2.9.1.4/ITU-T</b> <b>Recommendation</b> <b>Q.764 [13]</b>	<b>Selection expression</b>	<b>ITU-T</b> <b>Recommendation</b> <b>Q.784.1 [9],</b> <b>reference</b> <b>6.3.1</b>
------------------------------	---------------------------------	--	-----------------------------	--

## Test Purpose

*Dual seizure for controlling SP.*

To verify that on detection of dual seizure, the call initiated by the controlling signalling point is completed and the non-controlling signalling point is backed off.

<b>TSS</b> <b>SCS/SAO/</b>	<b>TP</b> <b>IBC_V_6_4_1</b>	<b>ISUP '97 references</b> <b>2.1.10,</b> <b>2.1.1.7.1/ITU-T</b> <b>Recommendation</b> <b>Q.764 [13]</b>	<b>Selection expression</b> <b>OutIE and PICS</b> <b>A.13/6</b>	<b>ITU-T</b> <b>Recommendation</b> <b>Q.784.1 [9],</b> <b>reference</b> <b>6.4.1</b>
-------------------------------	---------------------------------	--	---	--

## Test Purpose

*FOT sent following a call to a subscriber.*

To verify that the FOT is correctly sent.

<b>TSS</b> <b>SCS/SAO/</b>	<b>TP</b> <b>IBC_V_6_4_2</b>	<b>ISUP '97 references</b> <b>2.1.10, 2.1.1.7.1/ITU-T</b> <b>Recommendation</b> <b>Q.764 [13]</b>	<b>Selection expression</b> <b>InclE and PICS</b> <b>A.13/6</b>	<b>ITU-T</b> <b>Recommendation</b> <b>Q.784.1 [9],</b> <b>reference</b> <b>6.4.2</b>
-------------------------------	---------------------------------	--	---	--

Test Purpose  
*FOT received following a call to a subscriber.*  
 To verify that the FOT is correctly received.

<b>TSS</b> <b>SCS/SAO/</b>	<b>TP</b> <b>IBC_V_6_4_3</b>	<b>ISUP '97 references</b> <b>2.1.10,</b> <b>2.1.1.7.1/ITU-T</b> <b>Recommendation</b> <b>Q.764 [13]</b>	<b>Selection expression</b> <b>Gateway and PICS</b> <b>A.13/6</b>	<b>ITU-T</b> <b>Recommendation</b> <b>Q.784.1 [9],</b> <b>reference</b> <b>6.4.3</b>
-------------------------------	---------------------------------	--	---	--

Test Purpose  
*FOT sent following a call via codes 11 and 12.*  
 To verify that the FOT is correctly sent.

<b>TSS</b> <b>SCS/SAO/</b>	<b>TP</b> <b>IBC_V_6_4_4</b>	<b>ISUP '97 references</b> <b>2.1.10, 2.1.1.7.1/ITU-T</b> <b>Recommendation</b> <b>Q.764 [13]</b>	<b>Selection expression</b> <b>Gateway and PICS</b> <b>A.13/6</b>	<b>ITU-T</b> <b>Recommendation</b> <b>Q.784.1 [9],</b> <b>reference</b> <b>6.4.4</b>
-------------------------------	---------------------------------	--	---	--

Test Purpose  
*FOT received following a call via codes 11 and 12.*  
 To verify that the FOT is correctly received.

<b>TSS</b> <b>SCS/SGM/</b>	<b>TP</b> <b>IBC_V_6_5_1</b>	<b>ISUP '97 reference</b> <b>2.1.12/ITU-T</b> <b>Recommendation</b> <b>Q.764 [13]</b>	<b>Selection expression</b> <b>PICS A.13/7</b>	<b>ITU-T</b> <b>Recommendation</b> <b>Q.784.1 [9],</b> <b>reference</b> <b>6.5.1</b>
-------------------------------	---------------------------------	--	---	--

Test Purpose  
*Sending of SGM.*  
 Verify that a call can be successfully completed if segmentation applies.

<b>TSS</b> <b>SCS/SGM/</b>	<b>TP</b> <b>IBC_V_6_5_2</b>	<b>ISUP '97 reference</b> <b>2.6/ITU-T</b> <b>Recommendation</b> <b>Q.764 [13]</b>	<b>Selection expression</b> <b>PICS A.13/7</b>	<b>ITU-T</b> <b>Recommendation</b> <b>Q.784.1 [9],</b> <b>reference</b> <b>6.5.2</b>
-------------------------------	---------------------------------	---	---	--

Test Purpose  
*Receipt of SGM.*  
 Verify that a call can be successfully completed if segmentation applies.

<b>TSS</b> <b>SCS/SGM/</b>	<b>TP</b> <b>IBC_V_6_5_3</b>	<b>ISUP '97 reference</b> <b>2.1.12/ITU-T</b> <b>Recommendation</b> <b>Q.764 [13]</b>	<b>Selection expression</b> <b>PICS A.13/7</b>	<b>ITU-T</b> <b>Recommendation</b> <b>Q.784.1 [9],</b> <b>reference</b> <b>6.5.3</b>
-------------------------------	---------------------------------	--	---	--

Test Purpose  
*Receipt of SGM after timer T34 expired.*  
 Verify that a call can be successfully completed if segmentation applies and that the SGM message will be discarded if the IUT receives it after T34 expires.

<b>TSS SCS/FB/</b>	<b>TP IBC_V_6_6_1</b>	<b>ISUP '97 reference 2.5.2/ITU-T Recommendation Q.764 [13]</b>	<b>Selection expression PICS A.13/10</b>	<b>ITU-T Recommendation Q.784.1 [9], reference 6.6.1</b>
------------------------	---------------------------	---	--	--

Test Purpose

*Fallback does not occur.*

To verify that a call can be successfully completed if fallback does not occur.

<b>TSS SCS/FB/</b>	<b>TP IBC_V_6_6_2_a</b>	<b>ISUP '97 reference 2.5.2/ITU-T Recommendation Q.764 [13]</b>	<b>Selection expression PICS A.13/10</b>	<b>ITU-T Recommendation Q.784.1 [9], reference 6.6.2</b>
------------------------	-----------------------------	---	--	--

Test Purpose

*Fallback occurs behind the IUT.*

To verify that a call can be successfully completed if fallback occurs behind the IUT and it is indicated in the ACM.

<b>TSS SCS/FB/</b>	<b>TP IBC_V_6_6_2_b</b>	<b>ISUP '97 reference 2.5.2/ITU-T Recommendation Q.764 [13]</b>	<b>Selection expression PICS A.13/10</b>	<b>ITU-T Recommendation Q.784.1 [9], reference 6.6.2</b>
------------------------	-----------------------------	---	--	--

Test Purpose

*Fallback occurs behind the IUT.*

To verify that a call can be successfully completed if fallback occurs behind the IUT and it is indicated in the CPG.

<b>TSS SCS/FB/</b>	<b>TP IBC_V_6_6_2_c</b>	<b>ISUP '97 reference 2.5.2/ITU-T Recommendation Q.764 [13]</b>	<b>Selection expression PICS A.13/10</b>	<b>ITU-T Recommendation Q.784.1 [9], reference 6.6.2</b>
------------------------	-----------------------------	---	--	--

Test Purpose

*Fallback occurs behind the IUT.*

To verify that a call can be successfully completed if fallback occurs behind the IUT and it is indicated in the ANM.

<b>TSS SCS/FB/</b>	<b>TP IBC_V_6_6_2_d</b>	<b>ISUP '97 reference 2.5.2/ITU-T Recommendation Q.764 [13]</b>	<b>Selection expression PICS A.13/10</b>	<b>ITU-T Recommendation Q.784.1 [9], reference 6.6.2</b>
------------------------	-----------------------------	---	--	--

Test Purpose

*Fallback occurs behind the IUT.*

To verify that a call can be successfully completed if fallback occurs behind the IUT and it is indicated in the CON.

<b>TSS SCS/FB/</b>	<b>TP IBC_V_6_6_3_a</b>	<b>ISUP '97 references 2.5.1.2.2, 2.5.1.3/ITU-T Recommendation Q.764 [13]</b>	<b>Selection expression PICS A.13/10</b>	<b>ITU-T Recommendation Q.784.1 [9], reference 6.6.3</b>
------------------------	-----------------------------	---	--	--

Test Purpose

*Fallback occurs in the IUT.*

To verify that the IUT is able to perform Fallback (indication in ACM).

<b>TSS</b> <b>SCS/FB/</b>	<b>TP</b> <b>IBC_V_6_6_3_b</b>	<b>ISUP '97 references</b> 2.5.1, 2.5.1.2, 2.5.2.2.2, 2 2.5.1.3/ITU-T <b>Recommendation</b> <b>Q.764 [13]</b>	<b>Selection expression</b> <b>PICS A.13/10</b>	<b>ITU-T</b> <b>Recommendation</b> <b>Q.784.1 [9],</b> <b>reference</b> <b>6.6.3</b>
<b>Test Purpose</b> <i>Fallback occurs in the IUT.</i> To verify that the IUT is able to perform Fallback (indication in CPG).				

<b>TSS</b> <b>SCS/FB/</b>	<b>TP</b> <b>IBC_V_6_6_3_c</b>	<b>ISUP '97 reference</b> 2.5.3/ITU-T <b>Recommendation</b> <b>Q.764 [13]</b>	<b>Selection expression</b> <b>PICS A.13/10</b>	<b>ITU-T</b> <b>Recommendation</b> <b>Q.784.1 [9],</b> <b>reference</b> <b>6.6.3</b>
<b>Test Purpose</b> <i>Fallback occurs in the IUT.</i> To verify that the IUT is able to perform Fallback (indication in ANM).				

<b>TSS</b> <b>SCS/FB/</b>	<b>TP</b> <b>IBC_V_6_6_3_d</b>	<b>ISUP '97 reference</b> 2.5.3/ITU-T <b>Recommendation</b> <b>Q.764 [13]</b>	<b>Selection expression</b> <b>PICS A.13/10</b>	<b>ITU-T</b> <b>Recommendation</b> <b>Q.784.1 [9],</b> <b>reference</b> <b>6.6.3</b>
<b>Test Purpose</b> <i>Fallback occurs in the IUT.</i> To verify that the IUT is able to perform fallback (indication in CON).				

## 7.2.7 BS Bearer services

<b>TSS</b> <b>BS/UNR/</b>	<b>TP</b> <b>IBC_V_7_1_1_a</b>	<b>ISUP '97 reference</b> 2.1/ITU-T <b>Recommendation</b> <b>Q.764 [13]</b>	<b>Selection expression</b> <b>PICS A.2/3</b>	<b>ITU-T</b> <b>Recommendation</b> <b>Q.784.1 [9],</b> <b>reference</b> <b>7.1.1</b>
<b>Test Purpose</b> <i>Successful call setup.</i> To verify that a 64 kbit/s call can be successfully completed using appropriate transmission medium requirement and user service information parameters (outgoing call, 2,4 kbit/s).				

<b>TSS</b> <b>BS/UNR/</b>	<b>TP</b> <b>IBC_V_7_1_1_b</b>	<b>ISUP '97 reference</b> 2.1/ITU-T <b>Recommendation</b> <b>Q.764 [13]</b>	<b>Selection expression</b> <b>PICS A.2/3</b>	<b>ITU-T</b> <b>Recommendation</b> <b>Q.784.1 [9],</b> <b>reference</b> <b>7.1.1</b>
<b>Test Purpose</b> <i>Successful call setup.</i> To verify that a 64 kbit/s call can be successfully completed using appropriate transmission medium requirement and user service information parameters (outgoing call, 4,8 kbit/s).				

<b>TSS</b> <b>BS/UNR/</b>	<b>TP</b> <b>IBC_V_7_1_1_c</b>	<b>ISUP '97 reference</b> 2.1/ITU-T <b>Recommendation</b> <b>Q.764 [13]</b>	<b>Selection expression</b> <b>PICS A.2/3</b>	<b>ITU-T</b> <b>Recommendation</b> <b>Q.784.1 [9],</b> <b>reference</b> <b>7.1.1</b>
<b>Test Purpose</b> <i>Successful call setup.</i> To verify that a 64 kbit/s call can be successfully completed using appropriate transmission medium requirement and user service information parameters (outgoing call, 9,6 kbit/s).				

<b>TSS BS/UNR/</b>	<b>TP IBC_V_7_1_1_d</b>	<b>ISUP '97 reference 2.1/ITU-T Recommendation Q.764 [13]</b>	<b>Selection expression PICS A.2/3</b>	<b>ITU-T Recommendation Q.784.1 [9], reference 7.1.1</b>
------------------------	-----------------------------	---	--	--

## Test Purpose

*Successful call setup.*

To verify that a 64 kbit/s call can be successfully completed using appropriate transmission medium requirement and user service information parameters (outgoing call, 19,2 kbit/s).

<b>TSS BS/UNR/</b>	<b>TP IBC_V_7_1_1_e</b>	<b>ISUP '97 reference 2.1/ITU-T Recommendation Q.764 [13]</b>	<b>Selection expression PICS A.2/3</b>	<b>ITU-T Recommendation Q.784.1 [9], reference 7.1.1</b>
------------------------	-----------------------------	---	--	--

## Test Purpose

*Successful call setup.*

To verify that a 64 kbit/s call can be successfully completed using appropriate transmission medium requirement and user service information parameters (outgoing call, 64 kbit/s).

<b>TSS BS/UNR/</b>	<b>TP IBC_V_7_1_1_f</b>	<b>ISUP '97 reference 2.1/ITU-T Recommendation Q.764 [13]</b>	<b>Selection expression PICS A.2/3</b>	<b>ITU-T Recommendation Q.784.1 [9], reference 7.1.1</b>
------------------------	-----------------------------	---	--	--

## Test Purpose

*Successful call setup.*

To verify that a 64 kbit/s call can be successfully completed using appropriate transmission medium requirement and user service information parameters (incoming call, 2,4 kbit/s).

<b>TSS BS/UNR/</b>	<b>TP IBC_V_7_1_1_g</b>	<b>ISUP '97 reference 2.1/ITU-T Recommendation Q.764 [13]</b>	<b>Selection expression PICS A.2/3</b>	<b>ITU-T Recommendation Q.784.1 [9], reference 7.1.1</b>
------------------------	-----------------------------	---	--	--

## Test Purpose

*Successful call setup.*

To verify that a 64 kbit/s call can be successfully completed using appropriate transmission medium requirement and user service information parameters (incoming call, 4,8 kbit/s).

<b>TSS BS/UNR/</b>	<b>TP IBC_V_7_1_1_h</b>	<b>ISUP '97 reference 2.1/ITU-T Recommendation Q.764 [13]</b>	<b>Selection expression PICS A.2/3</b>	<b>ITU-T Recommendation Q.784.1 [9], reference 7.1.1</b>
------------------------	-----------------------------	---	--	--

## Test Purpose

*Successful call setup.*

To verify that a 64 kbit/s call can be successfully completed using appropriate transmission medium requirement and user service information parameters (incoming call, 9,6 kbit/s).

<b>TSS BS/UNR/</b>	<b>TP IBC_V_7_1_1_i</b>	<b>ISUP '97 reference 2.1/ITU-T Recommendation Q.764 [13]</b>	<b>Selection expression PICS A.2/3</b>	<b>ITU-T Recommendation Q.784.1 [9], reference 7.1.1</b>
------------------------	-----------------------------	---	--	--

## Test Purpose

*Successful call setup.*

To verify that a 64 kbit/s call can be successfully completed using appropriate transmission medium requirement and user service information parameters (incoming call, 19,2 kbit/s).

<b>TSS BS/UNR/</b>	<b>TP IBC_V_7_1_1_j</b>	<b>ISUP '97 reference 2.1/ITU-T Recommendation Q.764 [13]</b>	<b>Selection expression PICS A.2/3</b>	<b>ITU-T Recommendation Q.784.1 [9], reference 7.1.1</b>
Test Purpose <i>Successful call setup.</i> To verify that a 64 kbit/s call can be successfully completed using appropriate transmission medium requirement and user service information parameters (incoming call, 64 kbit/s).				

<b>TSS BS/UNR/</b>	<b>TP IBC_V_7_1_2_a</b>	<b>ISUP '97 reference 2.2/ITU-T Recommendation Q.764 [13]</b>	<b>Selection expression PICS A.2/3</b>	<b>ITU-T Recommendation Q.784.1 [9], reference 7.1.2</b>
Test Purpose <i>Unsuccessful call setup.</i> To verify that the call will be immediately released by the outgoing signalling point, if a release message with a given cause is received and for circuits equipped with echo control, the echo control device is enabled (cause: unallocated number).				

<b>TSS BS/UNR/</b>	<b>TP IBC_V_7_1_2_b</b>	<b>ISUP '97 reference 2.2/ITU-T Recommendation Q.764 [13]</b>	<b>Selection expression PICS A.2/3</b>	<b>ITU-T Recommendation Q.784.1 [9], reference 7.1.2</b>
Test Purpose <i>Unsuccessful call setup.</i> To verify that the call will be immediately released by the outgoing signalling point, if a release message with a given cause is received and for circuits equipped with echo control, the echo control device is enabled (cause: no circuit available).				

<b>TSS BS/UNR/</b>	<b>TP IBC_V_7_1_2_c</b>	<b>ISUP '97 reference 2.2/ITU-T Recommendation Q.764 [13]</b>	<b>Selection expression PICS A.2/3</b>	<b>ITU-T Recommendation Q.784.1 [9], reference 7.1.2</b>
Test Purpose <i>Unsuccessful call setup.</i> To verify that the call will be immediately released by the outgoing signalling point, if a release message with a given cause is received and for circuits equipped with echo control, the echo control device is enabled (cause: BC not authorized).				

<b>TSS BS/UNR/</b>	<b>TP IBC_V_7_1_2_d</b>	<b>ISUP '97 reference 2.2/ITU-T Recommendation Q.764 [13]</b>	<b>Selection expression PICS A.2/3</b>	<b>ITU-T Recommendation Q.784.1 [9], reference 7.1.2</b>
Test Purpose <i>Unsuccessful call setup.</i> To verify that the call will be immediately released by the outgoing signalling point, if a release message with a given cause is received and for circuits equipped with echo control, the echo control device is enabled (cause: BC not presently available).				



<b>TSS BS/UNR/</b>	<b>TP IBC_V_7_1_2_e</b>	<b>ISUP '97 reference 2.2/ITU-T Recommendation Q.764 [13]</b>	<b>Selection expression PICS A.2/3</b>	<b>ITU-T Recommendation Q.784.1 [9], reference 7.1.2</b>
<p>Test Purpose <i>Unsuccessful call setup.</i> To verify that the call will be immediately released by the outgoing signalling point, if a release message with a given cause is received and for circuits equipped with echo control, the echo control device is enabled (cause: BC not implemented).</p>				

<b>TSS BS/UNR/</b>	<b>TP IBC_V_7_1_3</b>	<b>ISUP '97 reference 2.8.1 i); 2.9.1.4/ITU-T Recommendation Q.764 [13]</b>	<b>Selection expression PICS A.2/3</b>	<b>ITU-T Recommendation Q.784.1 [9], reference 7.1.3</b>
<p>Test Purpose <i>Dual seizure.</i> To verify that an automatic repeat attempt will be made on detection of a dual seizure with two 64 kbit/s calls.</p>				

<b>TSS BS/AUD/</b>	<b>TP IBC_V_7_2_1_a</b>	<b>ISUP '97 reference 2.1/ITU-T Recommendation Q.764 [13]</b>	<b>Selection expression PICS A.2/2</b>	<b>ITU-T Recommendation Q.784.1 [9], reference 7.2.1</b>
<p>Test Purpose <i>Successful call setup.</i> To verify that a 3,1 kHz audio call can be successfully completed using appropriate transmission medium requirement and user service information parameters (outgoing call).</p>				

<b>TSS BS/AUD/</b>	<b>TP IBC_V_7_2_1_b</b>	<b>ISUP '97 reference 2.1/ITU-T Recommendation Q.764 [13]</b>	<b>Selection expression PICS A.2/2</b>	<b>ITU-T Recommendation Q.784.1 [9], reference 7.2.1</b>
<p>Test Purpose <i>Successful call setup.</i> To verify that a 3,1 kHz audio call can be successfully completed using appropriate transmission medium requirement and user service information parameters (incoming call).</p>				

<b>TSS BS/MCT/</b>	<b>TP IBC_V_7_3_1_a</b>	<b>ISUP '97 reference 2.1/ITU-T Recommendation Q.764 [13] 1.2/ITU-T Recommendation Q.763 [22]</b>	<b>Selection expression PICS A.2/5</b>	<b>ITU-T Recommendation Q.784.1 [9], reference 7.3.1</b>
<p>Test Purpose <i>Outgoing call with "2 x 64 kbit/s unrestricted": successful.</i> To verify that the IUT is able to setup an outgoing call with the bearer service "2 x 64 kbit/s unrestricted".</p>				

<b>TSS BS/MCT/</b>	<b>TP IBC_V_7_3_1_b</b>	<b>ISUP '97 reference 2.1/ITU-T Recommendation Q.764 [13] 1.2/ITU-T Recommendation Q.763 [22]</b>	<b>Selection expression PICS A.2/5</b>	<b>ITU-T Recommendation Q.784.1 [9], reference 7.3.1</b>
<p>Test Purpose <i>Outgoing call with "384 kbit/s unrestricted": successful.</i> To verify that the IUT is able to setup an outgoing call with the bearer service "384 kbit/s unrestricted".</p>				

<b>TSS BS/MCT/</b>	<b>TP IBC_V_7_3_1_c</b>	<b>ISUP '97 reference 2.1/ITU-T Recommendation Q.764 [13] 1.2/ITU-T Recommendation Q.763 [22]</b>	<b>Selection expression PICS A.2/5</b>	<b>ITU-T Recommendation Q.784.1 [9], reference 7.3.1</b>
------------------------	-----------------------------	---	--	--

Test Purpose

*Outgoing call with "1 536 kbit/s unrestricted": successful.*

To verify that the IUT is able to setup an outgoing call with the bearer service "1 536 kbit/s unrestricted".

<b>TSS BS/MCT/</b>	<b>TP IBC_V_7_3_1_d</b>	<b>ISUP '97 reference 2.1/ITU-T Recommendation Q.764 [13] 1.2/ITU-T Recommendation Q.763 [22]</b>	<b>Selection expression PICS A.2/5</b>	<b>ITU-T Recommendation Q.784.1 [9], reference 7.3.1</b>
------------------------	-----------------------------	---	--	--

Test Purpose

*Outgoing call with "1 920 kbit/s unrestricted": successful.*

To verify that the IUT is able to setup an outgoing call with the bearer service "1 920 kbit/s unrestricted".

<b>TSS BS/MCT/</b>	<b>TP IBC_V_7_3_2_a</b>	<b>ISUP '97 reference 2.1/ITU-T Recommendation Q.764 [13] 1.2/ITU-T Recommendation Q.763 [22]</b>	<b>Selection expression PICS A.2/5</b>	<b>ITU-T Recommendation Q.784.1 [9], reference 7.3.2</b>
------------------------	-----------------------------	---	--	--

Test Purpose

*Incoming call with "2 x 64 kbit/s unrestricted": successful.*

To verify that the IUT is able to setup an incoming call with the bearer service "2 x 64 kbit/s unrestricted".

<b>TSS BS/MCT/</b>	<b>TP IBC_V_7_3_2_b</b>	<b>ISUP '97 reference 2.1/ITU-T Recommendation Q.764 [13] 1.2/ITU-T Recommendation Q.763 [22]</b>	<b>Selection expression PICS A.2/5</b>	<b>ITU-T Recommendation Q.784.1 [9], reference 7.3.2</b>
------------------------	-----------------------------	---	--	--

Test Purpose

*Incoming call with "384 kbit/s unrestricted": successful.*

To verify that the IUT is able to setup an incoming call with the bearer service "384 kbit/s unrestricted".

<b>TSS BS/MCT/</b>	<b>TP IBC_V_7_3_2_c</b>	<b>ISUP '97 reference 2.1/ITU-T Recommendation Q.764 [13] 1.2/ITU-T Recommendation Q.763 [22]</b>	<b>Selection expression PICS A.2/5</b>	<b>ITU-T Recommendation Q.784.1 [9], reference 7.3.2</b>
------------------------	-----------------------------	---	--	--

Test Purpose

*Incoming call with "1 536 kbit/s unrestricted": successful.*

To verify that the IUT is able to setup an incoming call with the bearer service "1 536 kbit/s unrestricted".

<b>TSS BS/MCT/</b>	<b>TP IBC_V_7_3_2_d</b>	<b>ISUP '97 reference 2.1/ITU-T Recommendation Q.764 [13] 1.2/ITU-T Recommendation Q.763 [22]</b>	<b>Selection expression PICS A.2/5</b>	<b>ITU-T Recommendation Q.784.1 [9], reference 7.3.2</b>
<p>Test Purpose  <i>Incoming call with "1 920 kbit/s unrestricted": successful.</i>            To verify that the IUT is able to setup an incoming call with the bearer service "1 920 kbit/s unrestricted".</p>				

<b>TSS BS/MCT/</b>	<b>TP IBC_V_7_3_3</b>	<b>ISUP '97 reference 2.1/ITU-T Recommendation Q.764 [13] 1.2/ITU-T Recommendation Q.763 [22]</b>	<b>Selection expression PICS A.2/5</b>	<b>ITU-T Recommendation Q.784.1 [9], reference 7.3.3</b>
<p>Test Purpose  <i>Unsuccessful multirate call setup: one circuit already busy.</i>            To verify that a multirate call setup is rejected by the IUT if one of the circuits necessary for the call is already busy.</p>				

<b>TSS BS/MCT/</b>	<b>TP IBC_V_7_3_4</b>	<b>ISUP '97 reference 2.9.1.4/ITU-T Recommendation Q.764 [13] 1.2/ITU-T Recommendation Q.763 [22]</b>	<b>Selection expression PICS A.2/5</b>	<b>ITU-T Recommendation Q.784.1 [9], reference 7.3.4</b>
<p>Test Purpose  <i>Dual seizure of different connection types: Controlling exchange.</i>            To verify that the IUT is able to detect a dual seizure for calls of different multirate connection types and that it completes the call involving the greater number of circuits.</p>				

<b>TSS BS/MCT/</b>	<b>TP IBC_V_7_3_5</b>	<b>ISUP '97 reference 2.9.1.4 b)/ITU-T Recommendation Q.764 [13] 1.2/ITU-T Recommendation Q.763 [22]</b>	<b>Selection expression PICS A.2/5</b>	<b>ITU-T Recommendation Q.784.1 [9], reference 7.3.5</b>
<p>Test Purpose  <i>Dual seizure of different connection types: Non-controlling exchange.</i>            To verify that the IUT is able to detect a dual seizure for calls of different multirate connection types and that it reattempts the call involving the smaller number of circuits.</p>				

## 7.2.8 CUF Congestion and user flow control

<b>TSS CUFC/ACC/</b>	<b>TP IBC_V_8_1_1</b>	<b>ISUP '97 reference 2.11/ITU-T Recommendation Q.764 [13]</b>	<b>Selection expression PICS A.13/23</b>	<b>ITU-T Recommendation Q.784.1 [9], reference 8.1.1</b>
<p>Test Purpose  <i>Receipt of a release message containing an automatic congestion level parameter.</i>            To verify that the adjacent exchange (SPA), after having received a release message containing an automatic congestion level parameter, reduces the traffic to the overload affected exchange (SPB).</p>				

<b>TSS</b> <b>CUFC/ACC/</b>	<b>TP</b> <b>IBC_V_8_1_2</b>	<b>ISUP '97 reference</b> <b>2.11/ITU-T</b> <b>Recommendation</b> <b>Q.764 [13]</b>	<b>Selection expression</b> <b>PICS A.13/23</b>	<b>ITU-T</b> <b>Recommendation</b> <b>Q.784.1 [9],</b> <b>reference</b> <b>8.1.2</b>
<b>Test Purpose</b> <i>Sending of a release message containing an automatic congestion level parameter.</i> To verify that the IUT is able to send a release message containing an automatic congestion level parameter.				

<b>TSS</b> <b>CUFC/IAC/</b>	<b>TP</b> <b>IBC_V_8_2_1</b>	<b>ISUP '97 reference</b> <b>2.13/ITU-T</b> <b>Recommendation</b> <b>Q.764 [13]</b>	<b>Selection expression</b> <b>PICS A.13/24</b>	<b>ITU-T</b> <b>Recommendation</b> <b>Q.784.1 [9],</b> <b>reference</b> <b>8.2.1</b>
<b>Test Purpose</b> <i>Receipt of a user part test message.</i> To verify that on receipt of a user part test message the IUT will respond by sending a user part available message.				

<b>TSS</b> <b>CUFC/IAC/</b>	<b>TP</b> <b>IBC_V_8_2_2</b>	<b>ISUP '97 reference</b> <b>2.13/ITU-T</b> <b>Recommendation</b> <b>Q.764 [13]</b>	<b>Selection expression</b> <b>PICS A.13/24</b>	<b>ITU-T</b> <b>Recommendation</b> <b>Q.784.1 [9],</b> <b>reference</b> <b>8.2.2</b>
<b>Test Purpose</b> <i>Sending of a user part test message.</i> To verify that the IUT is able to send a user part test message.				

<b>TSS</b> <b>CUFC/IAC/</b>	<b>TP</b> <b>IBC_V_8_2_3</b>	<b>ISUP '97 reference</b> <b>2.13/ITU-T</b> <b>Recommendation</b> <b>Q.764 [13]</b>	<b>Selection expression</b> <b>PICS A.13/24</b>	<b>ITU-T</b> <b>Recommendation</b> <b>Q.784.1 [9],</b> <b>reference</b> <b>8.2.3</b>
<b>Test Purpose</b> <i>T4: waiting to receive a response to a user part test message.</i> To verify that the IUT is able to restart the availability test procedure after expiry of timer T4.				

## 7.2.9 EC Echo control

<b>TSS</b> <b>EC/SI</b>	<b>TP</b> <b>IBC_V_9_1_1</b>	<b>ISUP '97 reference</b> <b>2.7.3/ITU-T</b> <b>Recommendation</b> <b>Q.764 [13]</b>	<b>Selection expression</b> <b>A13/12</b>	<b>ITU-T</b> <b>Recommendation</b> <b>Q.784.1 [9],</b> <b>reference</b> <b>None</b>
<b>Test Purpose</b> <i>ITU-T Recommendation Q.767 [23] echo control procedure for call setup (initiated in SP A).</i> To verify that the call can be successfully established with the inclusion of echo control devices. Pre-test conditions: None.				

<b>TSS</b> <b>EC/SI</b>	<b>TP</b> <b>IBC_V_9_1_2</b>	<b>ISUP '97 reference</b> <b>2.7.3/ITU-T</b> <b>Recommendation</b> <b>Q.764 [13]</b>	<b>Selection expression</b> <b>A13/12</b>	<b>ITU-T</b> <b>Recommendation</b> <b>Q.784.1 [9],</b> <b>reference</b> <b>None</b>
<b>Test Purpose</b> <i>ITU-T Recommendation Q.767 [23] echo control procedure for call setup (initiated in SP B).</i> To verify that the call can be successfully established if the IUT does not include an outgoing half echo control device. Pre-test conditions: None.				

<b>TSS EC/SI</b>	<b>TP IBC_V_9_1_3</b>	<b>ISUP '97 reference 2.7.2.1/ITU-T Recommendation Q.764 [13]</b>	<b>Selection expression A13/12</b>	<b>ITU-T Recommendation Q.784.1 [9], reference None</b>
<p>Test Purpose  <i>ITU-T Recommendation Q.767 [23] echo control procedure for call setup (initiated in SP B).</i>            To verify that the call can be successfully completed and enhanced echo control indicators and parameters are passed transparently.            Pre-test conditions: None.</p>				

<b>TSS EC/EN</b>	<b>TP IBC_V_9_2_1</b>	<b>ISUP '97 reference 2.7.2, annex C.1/ITU-T Recommendation Q.764 [13]</b>	<b>Selection expression None</b>	<b>ITU-T Recommendation Q.784.1 [9], reference None</b>
<p>Test Purpose  <i>ITU-T Recommendation Q.764 [13] enhanced echo control procedure for call setup (initiated in SP B).</i>            To verify that a call can be setup where all exchanges support enhanced echo control signalling procedures and have echo control equipment available.            Pre-test conditions: None.</p>				

<b>TSS EC/EN</b>	<b>TP IBC_V_9_2_2</b>	<b>ISUP '97 reference 2.7.2, annex C.2/ITU-T Recommendation Q.764 [13]</b>	<b>Selection expression None</b>	<b>ITU-T Recommendation Q.784.1 [9], reference None</b>
<p>Test Purpose  <i>ITU-T Recommendation Q.764 [13] enhanced echo control procedure for call setup incorporating multiple forwarding (initiated in SP A).</i>            To verify that a call can be setup incorporating call forwarding where all exchanges support enhanced echo control signalling procedures and echo control equipment is not available.            Pre-test conditions: Call forwarding enabled.</p>				

<b>TSS EC/EN</b>	<b>TP IBC_V_9_2_3</b>	<b>ISUP '97 reference 2.7.2, annex C.3/ITU-T Recommendation Q.764 [13]</b>	<b>Selection expression None</b>	<b>ITU-T Recommendation Q.784.1 [9], reference None</b>
<p>Test Purpose  <i>ITU-T Recommendation Q.764 [13] enhanced echo control procedure for call setup (initiated in SP A).</i>            To verify that a call can be setup where all exchanges support enhanced echo control signalling procedures and echo control equipment is not available in all exchanges.            Pre-test conditions: None.</p>				

<b>TSS EC/EN</b>	<b>TP IBC_V_9_2_4</b>	<b>ISUP '97 reference 2.7.2, annex C.4.1/ITU-T Recommendation Q.764 [13]</b>	<b>Selection expression None</b>	<b>ITU-T Recommendation Q.784.1 [9], reference None</b>
<p>Test Purpose  <i>ITU-T Recommendation Q.764 [13] enhanced echo control procedure for call setup (initiated in SP A).</i>            To verify that a call can be setup from a non enhanced (simple) echo control switch where following exchanges support enhanced echo control signalling procedures and echo control equipment is available.            Pre-test conditions: None.</p>				

TSS EC/EN	TP IBC_V_9_2_5	ISUP '97 reference 2.7.2, annex C.4.2/ITU-T Recommendation Q.764 [13]	Selection expression None	ITU-T Recommendation Q.784.1 [9], reference None
Test Purpose <i>ITU-T Recommendation Q.764 [13] enhanced echo control procedure for call setup (initiated in SP A).</i> To verify that a call can be setup from an ISUP'92 switch to an ISUP'97 enhanced echo control switch where following exchanges support enhanced echo control signalling procedures and echo control equipment is available. Pre-test conditions: None.				

TSS EC/EN	TP IBC_V_9_2_6	ISUP '97 reference 2.7.2, annex C.5.1/ITU-T Recommendation Q.764 [13]	Selection expression None	ITU-T Recommendation Q.784.1 [9], reference None
Test Purpose <i>ITU-T Recommendation Q.764 [13] enhanced echo control procedure for call setup (initiated in SP A).</i> To verify that a call can be terminated on a simple echo control switch after originating from an ISUP'97 enhanced echo control switch. Pre-test conditions: None.				

TSS EC/EN	TP IBC_V_9_2_7	ISUP '97 reference 2.7.2, annex C.5.2/ITU-T Recommendation Q.764 [13]	Selection expression None	ITU-T Recommendation Q.784.1 [9], reference None
Test Purpose <i>ITU-T Recommendation Q.764 [13] enhanced echo control procedure for call setup (initiated in SP A).</i> To verify that a call can be terminated on an ISUP'92 switch after originating from an ISUP'97 enhanced echo control switch where echo control equipment is provided. Pre-test conditions: None.				

TSS EC/EN	TP IBC_V_9_2_8	ISUP '97 reference 2.7.2, annex C.6.1/ITU-T Recommendation Q.764 [13]	Selection expression None	ITU-T Recommendation Q.784.1 [9], reference None
Test Purpose <i>ITU-T Recommendation Q.764 [13] enhanced echo control procedure for call setup (initiated in SP A).</i> To verify that a call can be terminated on an ISUP'92 switch after originating from an ISUP'97 simple echo control switch where following exchanges support enhanced echo control signalling procedures. Pre-test conditions: None.				

TSS EC/EN	TP IBC_V_9_2_9	ISUP '97 reference 2.7.2, annex C.6.2/ITU-T Recommendation Q.764 [13]	Selection expression None	ITU-T Recommendation Q.784.1 [9], reference None
Test Purpose <i>ITU-T Recommendation Q.764 [13] enhanced echo control procedure for call setup (initiated in SP A).</i> To verify that a call can be terminated on an ISUP'97 simple echo control switch after originating from an ISUP'92 echo control switch where following exchanges support simple echo control signalling procedures. Pre-test conditions: Call invokes I.N. query.				

<b>TSS EC/EN</b>	<b>TP IBC_V_9_2_10</b>	<b>ISUP '97 reference 2.7.2, annex C.7/ITU-T Recommendation Q.764 [13]</b>	<b>Selection expression None</b>	<b>ITU-T Recommendation Q.784.1 [9], reference None</b>
<p>Test Purpose  <i>ITU-T Recommendation Q.764 [13] enhanced echo control procedure for call setup (initiated in SP A).</i>            To verify that interworking with Intelligent Network entities calls can be terminated on an enhanced echo control switch.            Pre-test conditions: None.</p>				

<b>TSS EC/EN</b>	<b>TP IBC_V_9_2_11</b>	<b>ISUP '97 reference 2.7.2.2.3.1.1 table 2 and 3/ITU-T Recommendation Q.764 [13]</b>	<b>Selection expression None</b>	<b>ITU-T Recommendation Q.784.1 [9], reference None</b>
<p>Test Purpose  <i>ITU-T Recommendation Q.767 [23] echo control procedure for call setup (initiated in SP A).</i>            To verify that a call with OECD information indicator set to o.i. (outgoing echo control device included) is correctly mapped to ECIF o.i. and ECIFA values o.a in the forward direction.            Pre-test conditions: None.</p>				

<b>TSS EC/EN</b>	<b>TP IBC_V_9_2_12</b>	<b>ISUP '97 reference 2.7.2.2.3.1.1 table 2 and 3/ITU-T Recommendation Q.764 [13]</b>	<b>Selection expression None</b>	<b>ITU-T Recommendation Q.784.1 [9], reference none</b>
<p>Test Purpose  <i>ITU-T Recommendation Q.767 [23] echo control procedure for call setup (initiated in SP A).</i>            To verify that a call with OECD information indicator set to o.n.i, o.a (outgoing echo control device not included but available) is correctly mapped to ECIF o.n.i. and ECIFA values o.a in the forward direction.            Pre-test conditions: None.</p>				

<b>TSS EC/EN</b>	<b>TP IBC_V_9_2_13</b>	<b>ISUP '97 reference 2.7.2.2.3.1.1 table 2 and 3/ITU-T Recommendation Q.764 [13]</b>	<b>Selection expression None</b>	<b>ITU-T Recommendation Q.784.1 [9], reference</b>
<p>Test Purpose  <i>ITU-T Recommendation Q.767 [23] echo control procedure for call setup (initiated in SP A).</i>            To verify that a call with OECD information indicator set to o.n.i, o.n.a (outgoing echo control device not included and not available) is correctly mapped to ECIF o.n.i. and ECIFA values o.n.a in the forward direction.            Pre-test conditions: None.</p>				

<b>TSS EC/EN</b>	<b>TP IBC_V_9_2_14</b>	<b>ISUP '97 reference 2.7.2.2.3.1.1 table 2 and 3/ITU-T Recommendation Q.764 [13]</b>	<b>Selection expression None</b>	<b>ITU-T Recommendation Q.784.1 [9], reference None</b>
<p>Test Purpose  <i>ITU-T Recommendation Q.767 [23] echo control procedure for call setup (initiated in SP A).</i>            To verify that a call with OECD information not received and the ECD indicator set to o.n.i then the call is correctly mapped to ECIF o.n.i. and ECIFA values o.n.a in the forward direction.            Pre-test conditions: None.</p>				

<b>TSS EC/EN</b>	<b>TP IBC_V_9_2_15</b>	<b>ISUP '97 reference 2.7.2.2.3.1.1 table 2 and 3/ITU-T Recommendation Q.764 [13]</b>	<b>Selection expression None</b>	<b>ITU-T Recommendation Q.784.1 [9], reference None</b>
<p>Test Purpose  <i>ITU-T Recommendation Q.767 [23] echo control procedure for call setup (initiated in SP A).</i>            To verify that a call with OECD information not received and the ECD indicator set to o.i then the call is correctly mapped to ECIF o.i. and ECIFA values o.a in the forward direction.            Pre-test conditions: None.</p>				

<b>TSS EC/EN</b>	<b>TP IBC_V_9_2_16</b>	<b>ISUP '97 reference 2.7.2.2.3.1.1 table 2 and 3/ITU-T Recommendation Q.764 [13]</b>	<b>Selection expression None</b>	<b>ITU-T Recommendation Q.784.1 [9], reference None</b>
<p>Test Purpose  <i>ITU-T Recommendation Q.767 [23] echo control procedure for call setup (initiated in SP A).</i>            To verify that a call with OECD information set to no information then the call is correctly mapped to ECIF o.n.i. and ECIFA values o.n.a in the forward direction.            Pre-test conditions: None.</p>				

<b>TSS EC/EN</b>	<b>TP IBC_V_9_2_17</b>	<b>ISUP '97 reference 2.7.2.2.3.1.3 table 4/ITU-T Recommendation Q.764 [13]</b>	<b>Selection expression None</b>	<b>ITU-T Recommendation Q.784.1 [9], reference None</b>
<p>Test Purpose  <i>ITU-T Recommendation Q.764 [13] enhanced echo control procedure for call setup (initiated in SP A).</i>            To verify that on reception of IECD and OECD indicators in an NRM message the correct ECRF values are sent forward.            Pre-test conditions: None.</p>				

<b>TSS EC/EN</b>	<b>TP IBC_V_9_2_18</b>	<b>ISUP '97 reference 2.7.2.2.3.1.4 table 5/ITU-T Recommendation Q.764 [13]</b>	<b>Selection expression None</b>	<b>ITU-T Recommendation Q.784.1 [9], reference None</b>
<p>Test Purpose  <i>ITU-T Recommendation Q.764 [13] enhanced echo control procedure for call setup (initiated in SP A).</i>            To verify that on reception of the ECRF event an NRM message is generated with the correct OECD request indicator and IECD request indicator in the echo control information parameter.            Pre-test conditions: None.</p>				

<b>TSS EC/EN</b>	<b>TP IBC_V_9_2_19</b>	<b>ISUP '97 reference 2.7.2.2.3.2.2 table 7.1 and 7.2/ITU-T Recommendation Q.764 [13]</b>	<b>Selection expression None</b>	<b>ITU-T Recommendation Q.784.1 [9], reference None</b>
<p>Test Purpose  <i>ITU-T Recommendation Q.764 [13] enhanced echo control procedure for call setup (initiated in SP A).</i>            To verify that on reception of an echo request event (ECRB) an OECD request is included in the first backward message to the preceding exchange.            Pre-test conditions: None.</p>				



## 7.2.10 Temporary Alternate Routing (TAR)

<b>TSS TAR/</b>	<b>TP IBC_V_10_1_1</b>	<b>ISUP '97 reference 2.16/ITU-T Recommendation Q.764 [13]</b>	<b>Selection expression None</b>	<b>ITU-T Recommendation Q.784.1 [9], reference None</b>
<p>Test Purpose  <i>ITU-T Recommendation Q.764 [13] support for Temporary alternative routing (TAR).</i>            To verify that an exchange which applies network management controls for temporary alternate routing sets the TAR indicator to TAR controlled call in an initial address message.            Pre-test conditions: None.</p>				

<b>TSS TAR/</b>	<b>TP IBC_V_10_1_2</b>	<b>ISUP '97 reference 2.16/ ITU-T Recommendation Q.764 [13]</b>	<b>Selection expression None</b>	<b>ITU-T Recommendation Q.784.1 [9], reference None</b>
<p>Test Purpose  <i>ITU-T Recommendation Q.764 [13] support for Temporary alternative routing (TAR).</i>            To verify that on reception of a network management control parameter with the TAR indicator set to TAR controlled call in an initial address message the subsequent exchange does not apply network management temporary alternate routing.            Pre-test conditions: None.</p>				

## 7.2.11 Hop Counter Procedure (HOP)

<b>TSS HOP/</b>	<b>TP IBC_V_11_1_1</b>	<b>ISUP '97 reference 2.17.1/ITU-T Recommendation Q.764 [13]</b>	<b>Selection expression None</b>	<b>ITU-T Recommendation Q.784.1 [9], reference None</b>
<p>Test Purpose  <i>ITU-T Recommendation Q.764 [13] support for Hop Counter Procedure.</i>            To verify that when the hop counter capability is activated the outgoing IAM includes the hop counter parameter set to the initial count value.            Pre-test conditions: None.</p>				

<b>TSS HOP/</b>	<b>TP IBC_V_11_1_2</b>	<b>ISUP '97 reference 2.17.1/ITU-T Recommendation Q.764 [13]</b>	<b>Selection expression Type B</b>	<b>ITU-T Recommendation Q.784.1 [9], reference None</b>
<p>Test Purpose  <i>ITU-T Recommendation Q.764 [13] support for Hop Counter Procedure.</i>            To verify that when a call forwarding exchange receives a Release message with cause No 25 (exchange routing error), the management system is notified and cause value 31 (normal unspecified) returned to the preceding exchange.            Pre-test conditions: None.</p>				

<b>TSS HOP/</b>	<b>TP IBC_V_11_1_3</b>	<b>ISUP '97 reference 2.17.1/ITU-T Recommendation Q.764 [13]</b>	<b>Selection expression Type A</b>	<b>ITU-T Recommendation Q.784.1 [9], reference None</b>
<p>Test Purpose  <i>ITU-T Recommendation Q.764 [13] support for Hop Counter Procedure.</i>            To verify that when an originating exchange receives a Release message with cause No 25 (exchange routing error), the management system is notified.            Pre-test conditions: None.</p>				

<b>TSS HOP/</b>	<b>TP IBC_V_11_1_4</b>	<b>ISUP '97 reference 2.17.2/ITU-T Recommendation Q.764 [13]</b>	<b>Selection expression Type B</b>	<b>ITU-T Recommendation Q.784.1 [9], reference None</b>
<p>Test Purpose  <i>ITU-T Recommendation Q.764 [13] support for Hop Counter Procedure.</i>            To verify that when the hop counter parameter is received in an IAM the intermediate exchange decrements the hop counter parameter by one in the outgoing IAM.            Pre-test conditions: None.</p>				

<b>TSS HOP/</b>	<b>TP IBC_V_11_1_5</b>	<b>ISUP '97 reference 2.17.2/ITU-T Recommendation Q.764 [13]</b>	<b>Selection expression Type B</b>	<b>ITU-T Recommendation Q.784.1 [9], reference None</b>
<p>Test Purpose  <i>ITU-T Recommendation Q.764 [13] support for Hop Counter Procedure.</i>            To verify that when an intermediate exchange receives a hop counter parameter set to one the call is released by returning a Release message with cause No 25 (exchange routing error) to the preceding exchange and the management system is notified.            Pre-test conditions: None.</p>				

## 7.2.12 Call Collect Request Procedure (CALLCOL)

<b>TSS CALLCOL/</b>	<b>TP IBC_V_12_1_1</b>	<b>ISUP '97 reference 2.18/ITU-T Recommendation Q.764 [13]</b>	<b>Selection expression None</b>	<b>ITU-T Recommendation Q.784.1 [9], reference None</b>
<p>Test Purpose  <i>ITU-T Recommendation Q.764 [13] support for Call Collect Request Procedure.</i>            To verify that when an exchange invokes an operator service request that a call be charged to a called party then a collect call request parameter coded to collect call requested is sent in the IAM sent beyond that exchange.            Pre-test conditions: None.</p>				

<b>TSS CALLCOL/</b>	<b>TP IBC_V_12_1_2</b>	<b>ISUP '97 reference 2.18/ITU-T Recommendation Q.764 [13]</b>	<b>Selection expression None</b>	<b>ITU-T Recommendation Q.784.1 [9], reference None</b>
<p>Test Purpose  <i>ITU-T Recommendation Q.764 [13] support for Call Collect Request Procedure.</i>            To verify that when an exchange receives an indication in an IAM of a collect call request parameter coded to collect call requested then that exchange takes correct action to charge the called party.            Pre-test conditions: None.</p>				

## 7.2.13 N × 64 kbit/s connection type (N × 64 k)

<b>TSS N × 64k/</b>	<b>TP IBC_V_13_1_1</b>	<b>ISUP '97 reference 2.1.13/ITU-T Recommendation Q.764 [13]</b>	<b>Selection expression PICS A 2/10</b>	<b>ITU-T Recommendation Q.784.1 [9], reference None</b>
<p>Test Purpose  <i>ITU-T Recommendation Q.764 [13] Procedure for N × 64 kbit/s connection type.</i>            To verify that when an exchange receives an IAM with the TMR set to N × 64 k/bits service and circuit assignment map parameter is not included then the correct number of contiguous circuits is selected with the lowest member circuit being identified by the circuit identification code.            Pre-test conditions: None.</p>				

<b>TSS</b> <b>N × 64k/</b>	<b>TP</b> <b>IBC_V_13_1_2</b>	<b>ISUP '97 reference</b> <b>2.1.13/ITU-T</b> <b>Recommendation</b> <b>Q.764 [13]</b>	<b>Selection expression</b> <b>PICS A 2/10</b>	<b>ITU-T</b> <b>Recommendation</b> <b>Q.784.1 [9],</b> <b>reference</b> <b>None</b>
<p>Test Purpose  <i>ITU-T Recommendation Q.764 [13] Procedure for N × 64 kbit/s connection type.</i>            To verify that when an exchange receives an IAM with the TMR set to N × 64k/bits service and circuit assignment map parameter is included then the correct number of non-contiguous circuits is selected as specified by the circuit assignment map parameter.            Pre-test conditions: None.</p>				

<b>TSS</b> <b>N × 64k/</b>	<b>TP</b> <b>IBC_V_13_1_3_a</b>	<b>ISUP '97 reference</b> <b>2.1.13/ITU-T</b> <b>Recommendation</b> <b>Q.764 [13]</b>	<b>Selection expression</b> <b>PICS A 2/10</b>	<b>ITU-T</b> <b>Recommendation</b> <b>Q.784.1 [9],</b> <b>reference</b> <b>None</b>
<p>Test Purpose  <i>ITU-T Recommendation Q.764 [13] Procedure for N × 64 kbit/s connection type.</i>            To verify that when an exchange receives an IAM with the TMR set to 3 × 64 k/bits unrestricted then the correct number of contiguous circuits is selected and the call is successfully completed.            Pre-test conditions: None.</p>				

<b>TSS</b> <b>N × 64k/</b>	<b>TP</b> <b>IBC_V_13_1_3_b</b>	<b>ISUP '97 reference</b> <b>2.1.13/ITU-T</b> <b>Recommendation</b> <b>Q.764 [13]</b>	<b>Selection expression</b> <b>PICS A 2/10</b>	<b>ITU-T</b> <b>Recommendation</b> <b>Q.784.1 [9],</b> <b>reference</b> <b>None</b>
<p>Test Purpose  <i>ITU-T Recommendation Q.764 [13] Procedure for N × 64 kbit/s connection type.</i>            To verify that when an exchange receives an IAM with the TMR set to 4 × 64 k/bits unrestricted then the correct number of contiguous circuits is selected and the call is successfully completed.            Pre-test conditions: None.</p>				

<b>TSS</b> <b>N × 64k/</b>	<b>TP</b> <b>IBC_V_13_1_3_c</b>	<b>ISUP '97 reference</b> <b>2.1.13/ITU-T</b> <b>Recommendation</b> <b>Q.764 [13]</b>	<b>Selection expression</b> <b>PICS A 2/10</b>	<b>ITU-T</b> <b>Recommendation</b> <b>Q.784.1 [9],</b> <b>reference</b> <b>None</b>
<p>Test Purpose  <i>ITU-T Recommendation Q.764 [13] Procedure for N × 64 kbit/s connection type.</i>            To verify that when an exchange receives an IAM with the TMR set to 5 × 64 k/bits unrestricted then the correct number of contiguous circuits is selected and the call is successfully completed.            Pre-test conditions: None.</p>				

<b>TSS</b> <b>N × 64k/</b>	<b>TP</b> <b>IBC_V_13_1_3_d</b>	<b>ISUP '97 reference</b> <b>2.1.13/ITU-T</b> <b>Recommendation</b> <b>Q.764 [13]</b>	<b>Selection expression</b> <b>PICS A 2/10</b>	<b>ITU-T</b> <b>Recommendation</b> <b>Q.784.1 [9],</b> <b>reference</b> <b>None</b>
<p>Test Purpose  <i>ITU-T Recommendation Q.764 [13] Procedure for N × 64 kbit/s connection type.</i>            To verify that when an exchange receives an IAM with the TMR set to 7 × 64 k/bits unrestricted then the correct number of contiguous circuits is selected and the call is successfully completed.            Pre-test conditions: None.</p>				

<b>TSS</b> <b>N × 64k/</b>	<b>TP</b> <b>IBC_V_13_1_3_e</b>	<b>ISUP '97 reference</b> <b>2.1.13/ITU-T</b> <b>Recommendation</b> <b>Q.764 [13]</b>	<b>Selection expression</b> <b>PICS A 2/10</b>	<b>ITU-T</b> <b>Recommendation</b> <b>Q.784.1 [9],</b> <b>reference</b> <b>None</b>
<p>Test Purpose  <i>ITU-T Recommendation Q.764 [13] Procedure for N × 64 kbit/s connection type.</i>            To verify that when an exchange receives an IAM with the TMR set to 8 × 64 k/bits unrestricted then the correct number of contiguous circuits is selected and the call is successfully completed.            Pre-test conditions: None.</p>				

<b>TSS</b> <b>N × 64k/</b>	<b>TP</b> <b>IBC_V_13_1_3_f</b>	<b>ISUP '97 reference</b> <b>2.1.13/ITU-T</b> <b>Recommendation</b> <b>Q.764 [13]</b>	<b>Selection expression</b> <b>PICS A 2/10</b>	<b>ITU-T</b> <b>Recommendation</b> <b>Q.784.1 [9],</b> <b>reference</b>
<p>Test Purpose  <i>ITU-T Recommendation Q.764 [13] Procedure for N × 64 kbit/s connection type.</i>            To verify that when an exchange receives an IAM with the TMR set to 9 × 64 k/bits unrestricted then the correct number of contiguous circuits is selected and the call is successfully completed.            Pre-test conditions: None.</p>				

<b>TSS</b> <b>N × 64k/</b>	<b>TP</b> <b>IBC_V_13_1_3_g</b>	<b>ISUP '97 reference</b> <b>2.1.13/ITU-T</b> <b>Recommendation</b> <b>Q.764 [13]</b>	<b>Selection expression</b> <b>PICS A 2/10</b>	<b>ITU-T</b> <b>Recommendation</b> <b>Q.784.1 [9],</b> <b>reference</b> <b>None</b>
<p>Test Purpose  <i>ITU-T Recommendation Q.764 [13] Procedure for N × 64 kbit/s connection type.</i>            To verify that when an exchange receives an IAM with the TMR set to 10 × 64 k/bits unrestricted then the correct number of contiguous circuits is selected and the call is successfully completed.            Pre-test conditions: None.</p>				

<b>TSS</b> <b>N × 64k/</b>	<b>TP</b> <b>IBC_V_13_1_3_h</b>	<b>ISUP '97 reference</b> <b>2.1.13/ITU-T</b> <b>Recommendation</b> <b>Q.764 [13]</b>	<b>Selection expression</b> <b>PICS A 2/10</b>	<b>ITU-T</b> <b>Recommendation</b> <b>Q.784.1 [9],</b> <b>reference</b> <b>None</b>
<p>Test Purpose  <i>ITU-T Recommendation Q.764 [13] Procedure for N × 64 kbit/s connection type.</i>            To verify that when an exchange receives an IAM with the TMR set to 11 × 64 k/bits unrestricted then the correct number of contiguous circuits is selected and the call is successfully completed.            Pre-test conditions: None.</p>				

<b>TSS</b> <b>N × 64k/</b>	<b>TP</b> <b>IBC_V_13_1_3_i</b>	<b>ISUP '97 reference</b> <b>2.1.13/ITU-T</b> <b>Recommendation</b> <b>Q.764 [13]</b>	<b>Selection expression</b> <b>PICS A 2/10</b>	<b>ITU-T</b> <b>Recommendation</b> <b>Q.784.1 [9],</b> <b>reference</b> <b>None</b>
<p>Test Purpose  <i>ITU-T Recommendation Q.764 [13] Procedure for N × 64 kbit/s connection type.</i>            To verify that when an exchange receives an IAM with the TMR set to 12 × 64 k/bits unrestricted then the correct number of contiguous circuits is selected and the call is successfully completed.            Pre-test conditions: None.</p>				

<b>TSS</b> <b>N × 64 k/</b>	<b>TP</b> <b>IBC_V_13_1_3_j</b>	<b>ISUP '97 reference</b> <b>2.1.13/ITU-T</b> <b>Recommendation</b> <b>Q.764 [13]</b>	<b>Selection expression</b> <b>PICS A 2/10</b>	<b>ITU-T</b> <b>Recommendation</b> <b>Q.784.1 [9],</b> <b>reference</b> <b>None</b>
<p>Test Purpose  <i>ITU-T Recommendation Q.764 [13] Procedure for N × 64 kbit/s connection type.</i>            To verify that when an exchange receives an IAM with the TMR set to 13 × 64 k/bits unrestricted then the correct number of contiguous circuits is selected and the call is successfully completed.            Pre-test conditions: None.</p>				

<b>TSS</b> <b>N × 64k/</b>	<b>TP</b> <b>IBC_V_13_1_3_k</b>	<b>ISUP '97 reference</b> <b>2.1.13/ITU-T</b> <b>Recommendation</b> <b>Q.764 [13]</b>	<b>Selection expression</b> <b>PICS A 2/10</b>	<b>ITU-T</b> <b>Recommendation</b> <b>Q.784.1 [9],</b> <b>reference</b> <b>None</b>
<p>Test Purpose  <i>ITU-T Recommendation Q.764 [13] Procedure for N × 64 kbit/s connection type.</i>            To verify that when an exchange receives an IAM with the TMR set to 14 × 64 k/bits unrestricted then the correct number of contiguous circuits is selected and the call is successfully completed.            Pre-test conditions: None.</p>				

<b>TSS</b> <b>N × 64 k/</b>	<b>TP</b> <b>IBC_V_13_1_3_l</b>	<b>ISUP '97 reference</b> <b>2.1.13/ITU-T</b> <b>Recommendation</b> <b>Q.764 [13]</b>	<b>Selection expression</b> <b>PICS A 2/10</b>	<b>ITU-T</b> <b>Recommendation</b> <b>Q.784.1 [9],</b> <b>reference</b> <b>None</b>
<p>Test Purpose  <i>ITU-T Recommendation Q.764 [13] Procedure for N × 64 kbit/s connection type.</i>            To verify that when an exchange receives an IAM with the TMR set to 15 × 64 k/bits unrestricted then the correct number of contiguous circuits is selected and the call is successfully completed.            Pre-test conditions: None.</p>				

<b>TSS</b> <b>N × 64k/</b>	<b>TP</b> <b>IBC_V_13_1_3_m</b>	<b>ISUP '97 reference</b> <b>2.1.13/ITU-T</b> <b>Recommendation</b> <b>Q.764 [13]</b>	<b>Selection expression</b> <b>PICS A 2/10</b>	<b>ITU-T</b> <b>Recommendation</b> <b>Q.784.1 [9],</b> <b>reference</b> <b>None</b>
<p>Test Purpose  <i>ITU-T Recommendation Q.764 [13] Procedure for N × 64 kbit/s connection type.</i>            To verify that when an exchange receives an IAM with the TMR set to 16 × 64 k/bits unrestricted then the correct number of contiguous circuits is selected and the call is successfully completed.            Pre-test conditions: None.</p>				

<b>TSS</b> <b>N × 64 k/</b>	<b>TP</b> <b>IBC_V_13_1_3_n</b>	<b>ISUP '97 reference</b> <b>2.1.13/ITU-T</b> <b>Recommendation</b> <b>Q.764 [13]</b>	<b>Selection expression</b> <b>PICS A 2/10</b>	<b>ITU-T</b> <b>Recommendation</b> <b>Q.784.1 [9],</b> <b>reference</b> <b>None</b>
<p>Test Purpose  <i>ITU-T Recommendation Q.764 [13] Procedure for N × 64 kbit/s connection type.</i>            To verify that when an exchange receives an IAM with the TMR set to 17 × 64 k/bits unrestricted then the correct number of contiguous circuits is selected and the call is successfully completed.            Pre-test conditions: None.</p>				

TSS N × 64k/	TP IBC_V_13_1_3_o	ISUP '97 reference 2.1.13/ITU-T Recommendation Q.764 [13]	Selection expression PICS A 2/10	ITU-T Recommendation Q.784.1 [9], reference None
Test Purpose <i>ITU-T Recommendation Q.764 [13] Procedure for N × 64 kbit/s connection type.</i> To verify that when an exchange receives an IAM with the TMR set to 18 × 64 k/bits unrestricted then the correct number of contiguous circuits is selected and the call is successfully completed. Pre-test conditions: None.				

TSS N × 64 k/	TP IBC_V_13_1_3_p	ISUP '97 reference 2.1.13/ITU-T Recommendation Q.764 [13]	Selection expression PICS A 2/10	ITU-T Recommendation Q.784.1 [9], reference None
Test Purpose <i>ITU-T Recommendation Q.764 [13] Procedure for N × 64 kbit/s connection type.</i> To verify that when an exchange receives an IAM with the TMR set to 19 × 64 k/bits unrestricted then the correct number of contiguous circuits is selected and the call is successfully completed. Pre-test conditions: None.				

TSS N × 64 k/	TP IBC_V_13_1_3_q	ISUP '97 reference 2.1.13/ITU-T Recommendation Q.764 [13]	Selection expression PICS A 2/10	ITU-T Recommendation Q.784.1 [9], reference None
Test Purpose <i>ITU-T Recommendation Q.764 [13] Procedure for N × 64 kbit/s connection type.</i> To verify that when an exchange receives an IAM with the TMR set to 20 × 64 k/bits unrestricted then the correct number of contiguous circuits is selected and the call is successfully completed. Pre-test conditions: None.				

TSS N × 64k/	TP IBC_V_13_1_3_r	ISUP '97 reference 2.1.13/ITU-T Recommendation Q.764 [13]	Selection expression PICS A 2/10	ITU-T Recommendation Q.784.1 [9], reference
Test Purpose <i>ITU-T Recommendation Q.764 [13] Procedure for N × 64 kbit/s connection type.</i> To verify that when an exchange receives an IAM with the TMR set to 21 × 64 k/bits unrestricted then the correct number of contiguous circuits is selected and the call is successfully completed. Pre-test conditions: None.				

TSS N × 64 k/	TP IBC_V_13_1_3_s	ISUP '97 reference 2.1.13/ITU-T Recommendation Q.764 [13]	Selection expression PICS A 2/10	ITU-T Recommendation Q.784.1 [9], reference None
Test Purpose <i>ITU-T Recommendation Q.764 [13] Procedure for N × 64 kbit/s connection type.</i> To verify that when an exchange receives an IAM with the TMR set to 22 × 64 k/bits unrestricted then the correct number of contiguous circuits is selected and the call is successfully completed. Pre-test conditions: None.				

TSS N × 64 k/	TP IBC_V_13_1_3_t	ISUP '97 reference 2.1.13/ITU-T Recommendation Q.764 [13]	Selection expression PICS A 2/10	ITU-T Recommendation Q.784.1 [9], reference None
Test Purpose <i>ITU-T Recommendation Q.764 [13] Procedure for N × 64 kbit/s connection type.</i> To verify that when an exchange receives an IAM with the TMR set to 23 × 64 k/bits unrestricted then the correct number of contiguous circuits is selected and the call is successfully completed. Pre-test conditions: None.				

TSS N × 64 k/	TP IBC_V_13_1_3_u	ISUP '97 reference 2.1.13/ITU-T Recommendation Q.764 [13]	Selection expression PICS A 2/10	ITU-T Recommendation Q.784.1 [9], reference None
Test Purpose <i>ITU-T Recommendation Q.764 [13] Procedure for N × 64 kbit/s connection type.</i> To verify that when an exchange receives an IAM with the TMR set to 25 × 64 k/bits unrestricted then the correct number of contiguous circuits is selected and the call is successfully completed. Pre-test conditions: None.				

TSS N × 64 k/	TP IBC_V_13_1_3_v	ISUP '97 reference 2.1.13/ITU-T Recommendation Q.764 [13]	Selection expression PICS A 2/10	ITU-T Recommendation Q.784.1 [9], reference None
Test Purpose <i>ITU-T Recommendation Q.764 [13] Procedure for N × 64 kbit/s connection type.</i> To verify that when an exchange receives an IAM with the TMR set to 26 × 64 k/bits unrestricted then the correct number of contiguous circuits is selected and the call is successfully completed. Pre-test conditions: None.				

TSS N × 64 k/	TP IBC_V_13_1_3_w	ISUP '97 reference 2.1.13/ITU-T Recommendation Q.764 [13]	Selection expression PICS A 2/10	ITU-T Recommendation Q.784.1 [9], reference None
Test Purpose <i>ITU-T Recommendation Q.764 [13] Procedure for N × 64 kbit/s connection type.</i> To verify that when an exchange receives an IAM with the TMR set to 27 × 64 k/bits unrestricted then the correct number of contiguous circuits is selected and the call is successfully completed. Pre-test conditions: None.				

TSS N × 64 k/	TP IBC_V_13_1_3_x	ISUP '97 reference 2.1.13/ITU-T Recommendation Q.764 [13]	Selection expression PICS A 2/10	ITU-T Recommendation Q.784.1 [9], reference None
Test Purpose <i>ITU-T Recommendation Q.764 [13] Procedure for N × 64 kbit/s connection type.</i> To verify that when an exchange receives an IAM with the TMR set to 28 × 64 k/bits unrestricted then the correct number of contiguous circuits is selected and the call is successfully completed. Pre-test conditions: None.				

<b>TSS</b> <b>N × 64 k/</b>	<b>TP</b> <b>IBC_V_13_1_3_y</b>	<b>ISUP '97 reference</b> <b>2.1.13/ITU-T</b> <b>Recommendation</b> <b>Q.764 [13]</b>	<b>Selection expression</b> <b>PICS A 2/10</b>	<b>ITU-T</b> <b>Recommendation</b> <b>Q.784.1 [9],</b> <b>reference</b> <b>None</b>
<p>Test Purpose  <i>ITU-T Recommendation Q.764 [13] Procedure for N × 64 kbit/s connection type.</i>            To verify that when an exchange receives an IAM with the TMR set to 29 × 64 k/bits unrestricted then the correct number of contiguous circuits is selected and the call is successfully completed.            Pre-test conditions: None.</p>				

<b>TSS</b> <b>N × 64 k/</b>	<b>TP</b> <b>IBC_V_13_1_4</b>	<b>ISUP '97 reference</b> <b>2.1.13/ITU-T</b> <b>Recommendation</b> <b>Q.764 [13]</b>	<b>Selection expression</b> <b>PICS A 2/10</b>	<b>ITU-T</b> <b>Recommendation</b> <b>Q.784.1 [9],</b> <b>reference</b> <b>None</b>
<p>Test Purpose  <i>ITU-T Recommendation Q.764 [13] Procedure for N × 64 kbit/s connection type.</i>            To verify that when an intermediate exchange receives an IAM with the TMR set to N × 64 k/bits service then the correct number of non-contiguous circuits are selected in the outgoing call as specified by the regenerated circuit assignment map parameter.            Pre-test conditions: None.</p>				

<b>TSS</b> <b>N × 64 k/</b>	<b>TP</b> <b>IBC_V_13_1_5</b>	<b>ISUP '97 reference</b> <b>2.1.13/ITU-T</b> <b>Recommendation</b> <b>Q.764 [13]</b>	<b>Selection expression</b> <b>PICS A 2/10</b>	<b>ITU-T</b> <b>Recommendation</b> <b>Q.784.1 [9],</b> <b>reference</b> <b>None</b>
<p>Test Purpose  <i>ITU-T Recommendation Q.764 [13] Procedure for N × 64 kbit/s connection type.</i>            To verify that an ISC supporting non-contiguous circuit selection interworking with an exchange supporting only contiguous circuit selection and ISUP'92 multirate connection types receives an IAM from either source that only contiguous circuit selection is regenerated.            Pre-test conditions: None.</p>				

<b>TSS</b> <b>N × 64 k/</b>	<b>TP</b> <b>IBC_V_13_1_6</b>	<b>ISUP '97 reference</b> <b>2.9.1.4 b)/ITU-T</b> <b>Recommendation</b> <b>Q.764 [13]</b>	<b>Selection expression</b> <b>PICS A 2/10</b>	<b>ITU-T</b> <b>Recommendation</b> <b>Q.784.1 [9],</b> <b>reference</b> <b>None</b>
<p>Test Purpose  <i>ITU-T Recommendation Q.764 [13] Procedure for N × 64 kbit/s connection type.</i>            To verify that in the event of dual seizure where different connection types occur the call with the greater number of 64 kbit/s circuits has priority.            Pre-test conditions: None.</p>				

<b>TSS</b> <b>N × 64 k/</b>	<b>TP</b> <b>IBC_V_13_1_7</b>	<b>ISUP '97 reference</b> <b>2.9.1.4 c)/ITU-T</b> <b>Recommendation</b> <b>Q.764 [13]</b>	<b>Selection expression</b> <b>PICS A 2/10</b>	<b>ITU-T</b> <b>Recommendation</b> <b>Q.784.1 [9],</b> <b>reference</b> <b>None</b>
<p>Test Purpose  <i>ITU-T Recommendation Q.764 [13] Procedure for N × 64 kbit/s connection type.</i>            To verify that in the event of dual seizure where the same multirate connection types occur the circuit identification code value in the IAM is divided by the number of 64 kbit/s circuits required by the call with the resulting integer used to determine for higher signalling point code and even result for priority on the call.            Pre-test conditions: None.</p>				



<b>TSS</b> <b>N × 64 k/</b>	<b>TP</b> <b>IBC_V_13_1_8</b>	<b>ISUP '97 reference</b> <b>2.9.1.4 c)/ITU-T</b> <b>Recommendation</b> <b>Q.764 [13]</b>	<b>Selection expression</b> <b>PICS A 2/10</b>	<b>ITU-T</b> <b>Recommendation</b> <b>Q.784.1 [9],</b> <b>reference</b> <b>None</b>
<p>Test Purpose  <i>ITU-T Recommendation Q.764 [13] Procedure for N × 64 kbit/s connection type.</i>            To verify that in the event of dual seizure where the same multirate connection types occur the circuit identification code value in the IAM is divided by the number of 64 kbit/s circuits required with the resulting integer used to determine for lower signalling point code and odd result for priority on the call.            Pre-test conditions: None.</p>				

<b>TSS</b> <b>N × 64 k/</b>	<b>TP</b> <b>IBC_V_13_1_9</b>	<b>ISUP '97 reference</b> <b>2.9.1.4 d)/ITU-T</b> <b>Recommendation</b> <b>Q.764 [13]</b>	<b>Selection expression</b> <b>PICS A 2/10</b>	<b>ITU-T</b> <b>Recommendation</b> <b>Q.784.1 [9],</b> <b>reference</b> <b>None</b>
<p>Test Purpose  <i>ITU-T Recommendation Q.764 [13] Procedure for N × 64 kbit/s connection type.</i>            To verify that in the event of dual seizure where one of the calls is of N × 64 kbit/s connection type one exchange will control all the circuits derived to support the N × 64 kbit/s connection. (dependant on bilateral agreement).            Pre-test conditions: None.</p>				

<b>TSS</b> <b>N × 64 k</b>	<b>TP</b> <b>IBC_V_13_1_10</b>	<b>ISUP '97 reference</b> <b>2.9.3.1/ITU-T</b> <b>Recommendation</b> <b>Q.764 [13]</b>	<b>Selection expression</b> <b>PICS A 2/10</b>	<b>ITU-T</b> <b>Recommendation</b> <b>Q.784.1 [9],</b> <b>reference</b> <b>None</b>
<p>Test Purpose  <i>ITU-T Recommendation Q.764 [13] Procedure for N × 64 kbit/s connection type.</i>            To verify that in the event of reset circuit being received for a circuit being used by a N × 64 kbit s all the circuits associated with that call are cleared.            Pre-test conditions: None.</p>				

<b>TSS</b> <b>N × 64 k/</b>	<b>TP</b> <b>IBC_V_13_1_10_a</b>	<b>ISUP '97 reference</b> <b>2.9.3.1/ITU-T</b> <b>Recommendation</b> <b>Q.764 [13]</b>	<b>Selection expression</b> <b>PICS A 2/10</b>	<b>ITU-T</b> <b>Recommendation</b> <b>Q.784.1 [9],</b> <b>reference</b> <b>None</b>
<p>Test Purpose  <i>ITU-T Recommendation Q.764 [13] Procedure for N × 64 kbit/s connection type.</i>            To verify that in the event of reset circuit being received for a circuit where an IAM for a N × 64 kbit/s call has been sent but no backward message has been received then an automatic repeat attempt will be made after clearing the original circuits.            Pre-test conditions: None.</p>				

<b>TSS</b> <b>N × 64 k/</b>	<b>TP</b> <b>IBC_V_13_1_11</b>	<b>ISUP '97 reference</b> <b>2.9.3.2/ITU-T</b> <b>Recommendation</b> <b>Q.764 [13]</b>	<b>Selection expression</b> <b>PICS A 2/10</b>	<b>ITU-T</b> <b>Recommendation</b> <b>Q.784.1 [9],</b> <b>reference</b> <b>None</b>
<p>Test Purpose  <i>ITU-T Recommendation Q.764 [13] Procedure for N × 64 kbit s connection type.</i>            To verify that in the event of circuit group reset being received for a circuit being used by a N × 64 kbit/s all the circuits associated with that call are cleared.            Pre-test conditions: None.</p>				

<b>TSS</b> <b>N × 64 k/</b>	<b>TP</b> <b>IBC_V_13_1_12</b>	<b>ISUP '97 reference</b> <b>2.9.5.1 e) /ITU-T</b> <b>Recommendation</b> <b>Q.764 [13]</b>	<b>Selection expression</b> <b>PICS A 2/10</b>	<b>ITU-T</b> <b>Recommendation</b> <b>Q.784.1 [9],</b> <b>reference</b> <b>None</b>
<p>Test Purpose  <i>ITU-T Recommendation Q.764 [13] Procedure for N × 64 kbit/s connection type.</i>            To verify that in the event of a release complete message being received for a circuit being used by a N × 64 kbit/s where a release message has not been sent then a release message is sent for the lowest circuit identification code of the N × 64 kbit/s call and all the circuits associated with that call are cleared.            Pre-test conditions: None.</p>				

<b>TSS</b> <b>N × 64 k/</b>	<b>TP</b> <b>IBC_V_13_1_13</b>	<b>ISUP '97 reference</b> <b>2.9.5.1 f) /ITU-T</b> <b>Recommendation</b> <b>Q.764 [13]</b>	<b>Selection expression</b> <b>PICS A 2/10</b>	<b>ITU-T</b> <b>Recommendation</b> <b>Q.784.1 [9],</b> <b>reference</b> <b>None</b>
<p>Test Purpose  <i>ITU-T Recommendation Q.764 [13] Procedure for N × 64 kbit/s connection type.</i>            To verify that in the event that an unexpected message is received for a call where circuits are seized for a N × 64 kbit/s call but prior to the receipt of a backward message multiple reset circuit messages or a circuit group reset message is sent then for an incoming call and any interconnected circuits will be released.            Pre-test conditions: None.</p>				

<b>TSS</b> <b>N × 64k/</b>	<b>TP</b> <b>IBC_V_13_1_14</b>	<b>ISUP '97 reference</b> <b>2.9.5.1 f) /ITU-T</b> <b>Recommendation</b> <b>Q.764 [13]</b>	<b>Selection expression</b> <b>PICS A 2/10</b>	<b>ITU-T</b> <b>Recommendation</b> <b>Q.784.1 [9],</b> <b>reference</b> <b>None</b>
<p>Test Purpose  <i>ITU-T Recommendation Q.764 [13] Procedure for N × 64 kbit/s connection type.</i>            To verify that in the event that an unexpected message is received for a call where circuits are seized for a N × 64 kbit/s call but prior to the receipt of a backward message multiple reset circuit messages or a circuit group reset message is sent then for an outgoing call and an automatic repeat attempt is provided on another circuit.            Pre-test conditions: None.</p>				

---

## 8 Test coverage

### 8.1 General remarks

The test purposes defined in this test specification cover most main capabilities of the ISUP '97 reference specification. A list of areas/capabilities currently not covered is provided in table 4/ITU-T Recommendation Q.784.2 [10]. The test purposes defined are not exhaustive, and do not cover all aspects of the reference specification. As can be seen from table 5/ITU-T Recommendation Q.784.2 [10], the majority of test purposes (60 %) concentrate on valid behaviour.

The number of invalid behaviour test purposes is limited. An expansion of the invalid behaviour test purposes is left for further study.

**Table 4/ITU-T Recommendation Q.784.2 [10]: Issues not tested**

Behaviour on receipt of ISUP messages with format error	Not tested
Overlength messages	Not tested
Dynamic Echo Control Procedure	For further study

**Table 5/ITU-T Recommendation Q.784.2 [10]: Number of Test Purposes ISUP '97 Basic Call**

Number of test cases for valid behaviour (V)	162
Number of test cases for inopportune behaviour (I)	41
Number of test cases with syntactically incorrect stimulus (S)	65
Total	268

---

## 9 Conformance to the PICS proforma specification

A PICS proforma that conforms to this PICS proforma specification shall be technically equivalent to annex A, and shall preserve the numbering and ordering of the items in annex A.

A PICS that conforms to this PICS proforma specification shall:

- a) describe an implementation which is claimed to conform to ISDN User part (ISUP) '92 reference specification EN 300 356-1 [1];
- b) be a conforming PICS proforma which has been completed in accordance with the instructions for completion given in clause A.1;
- c) include the information necessary to uniquely identify both the supplier and the implementation.

---

## Annex A (informative): Protocol Conformance Test Report (PCTR) Proforma for ISDN User Part (ISUP) v3

Notwithstanding the provisions of the copyright clause related to the text of the present document, ETSI grants that users of the present document may freely reproduce the PCTR proforma in this annex so that it can be used for its intended purposes and may further publish the completed PCTR.
--

The PCTR Proforma is based on ISO/IEC 9646-5. Any additional information needed can be found in the present document.

---

### A.1 Identification summary

#### A.1.1 Protocol conformance test report

PCTR Number:	
PCTR Date:	
Test Laboratory Identification:	
Test Laboratory Manager:	
Signature:	

#### A.1.2 IUT identification

Name:	
Version:	
Protocol specification:	
PICS:	
Previous PCTR if any:	

#### A.1.3 Testing environment

PIXIT Number:	
ATS Specification:	
Abstract Test Method:	Distributed multiparty test method
Means of Testing identification:	
Date of testing:	
Conformance Log reference(s):	
Retention Date for Log reference(s):	

## A.1.4 Limits and reservation

*Additional information relevant to the technical contents or further use of the test report, or the rights and obligations of the test laboratory and the client, may be given here. Such information may include restriction on the publication of the report.*

.....

.....

.....

.....

## A.1.5 Comments

*Additional comments may be given by either the client or the test laboratory on any of the contents of the PCTR, for example, to note disagreement between the two parties.*

.....

.....

.....

.....

---

## A.2 IUT Conformance status

This IUT has/has not been shown by conformance assessment to be non-conforming to the referenced protocol specification.

*Strike the appropriate words in this sentence. If the PICS for this IUT is consistent with the static conformance requirements (as specified in clause B.3 in the present document) and there are no "FAIL" verdicts to be recorded (in clause B.6) strike the word "has". Otherwise strike the words "/has not".*

---

## A.3 Static conformance summary

The PICS for this IUT is or is not consistent with the static conformance requirements in the specified protocol.

*Strike the appropriate words in this sentence.*

---

## A.4 Dynamic conformance summary

The test campaign did/did not reveal errors in the IUT.

*Strike the appropriate words in this sentence. If there are no "FAIL" verdicts to be recorded (in clause B.6 of the present document) strike the word "did". Otherwise strike the words "/did not".*

Summary of the results of groups of test:

.....

.....

.....

.....

## A.5 Static conformance review report

If clause C.3 indicates non-conformance, this clause itemizes the mismatches between the PICS and the static conformance requirements of the specified protocol specification.

.....

.....

.....

## A.6 Test campaign report

Table A.1: Test campaign report (sheet 1 of 9)

ATS Reference	Selected [Y/N]	Run [Y/N]	Verdict [P/F/I]	Observations (Reference to any observations made in clause C.7)
IBC_I_1_1				
IBC_V_1_2_1				
IBC_V_1_2_2				
IBC_V_1_2_3				
IBC_V_1_2_4				
IBC_V_1_2_5_a				
IBC_I_1_2_5_b				
IBC_I_1_2_5_c				
IBC_V_1_2_6				
IBC_V_1_2_7				
IBC_V_1_3_1_1_a				
IBC_I_1_3_1_1_b				
IBC_I_1_3_1_1_c				
IBC_V_1_3_1_1_d				
IBC_I_1_3_1_1_e				
IBC_I_1_3_1_1_f				
IBC_V_1_3_1_2_a				
IBC_V_1_3_1_2_b				
IBC_V_1_3_1_3				
IBC_V_1_3_1_4				
IBC_V_1_3_1_5_a				
IBC_V_1_3_1_5_b				
IBC_I_1_3_1_6_a				
IBC_I_1_3_1_6_b				
IBC_I_1_3_1_7_a				
IBC_I_1_3_1_7_b				
IBC_I_1_3_1_8_a				
IBC_I_1_3_1_8_b				
IBC_I_1_3_1_9_a				
IBC_I_1_3_1_9_b				
IBC_I_1_3_1_10_a				
IBC_I_1_3_1_10_b				
IBC_V_1_3_2_1				
IBC_V_1_3_2_2				
IBC_V_1_3_2_3				
IBC_V_1_3_2_4				
IBC_V_1_3_2_5				
IBC_V_1_3_2_6				
IBC_I_1_3_2_7				

Table A.1: Test campaign report (sheet 2 of 9)

ATS Reference	Selected [Y/N]	Run [Y/N]	Verdict [P/F/I]	Observations (Reference to any observations made in clause C.7)
IBC_I_1_3_2_8				
IBC_I_1_3_2_9				
IBC_V_1_4_1				
IBC_V_1_4_2				
IBC_V_1_4_3				
IBC_I_1_4_4				
IBC_I_1_4_5				
IBC_V_1_5_1_a				
IBC_V_1_5_1_b				
IBC_V_1_5_1_c				
IBC_V_1_5_2_a				
IBC_V_1_5_2_b				
IBC_V_1_5_3				
IBC_V_1_7_1_1				
IBC_V_1_7_1_2_a				
IBC_V_1_7_1_2_b				
IBC_V_1_7_1_3				
IBC_V_1_7_1_4				
IBC_V_1_7_1_5				
IBC_V_1_7_1_6				
IBC_V_1_7_1_7				
IBC_V_1_7_2_1				
IBC_V_1_7_2_2_a				
IBC_V_1_7_2_2_b				
IBC_V_1_7_2_3_a				
IBC_V_1_7_2_3_b				
IBC_V_1_7_2_4				
IBC_V_1_7_2_5				
IBC_V_1_7_2_6_a				
IBC_V_1_7_2_6_b				
IBC_V_1_7_2_7_a				
IBC_V_1_7_2_7_b				
IBC_V_1_7_2_8				
IBC_V_1_7_2_9_a				
IBC_V_1_7_2_9_b				
IBC_V_1_7_2_10				
IBC_V_1_7_2_11				

Table A.1: Test campaign report (sheet 3 of 9)

ATS Reference	Selected [Y/N]	Run [Y/N]	Verdict [P/F/I]	Observations (Reference to any observations made in clause C.7)
IBC_V_1_7_2_12				
IBC_V_1_7_2_13_a				
IBC_V_1_7_2_13_b				
IBC_V_1_7_3_1_a_9				
IBC_V_1_7_3_1_a_10_a				
IBC_V_1_7_3_1_a_10_b				
IBC_V_1_7_3_1_a_10_c				
IBC_V_1_7_3_1_a_10_d				
IBC_V_1_7_3_1_a_10_e				
IBC_V_1_7_3_1_a_11				
IBC_V_1_7_3_1_a_23_a				
IBC_V_1_7_3_1_a_23_b				
IBC_V_1_7_3_1_a_23_c				
IBC_V_1_7_3_1_a_35_a				
IBC_V_1_7_3_1_a_35_b				
IBC_V_1_7_3_1_a_38				
IBC_V_1_7_3_1_a_39_a				
IBC_V_1_7_3_1_a_39_b				
IBC_V_1_7_3_1_a_39_c				
IBC_V_1_7_3_1_a_39_d				
IBC_V_1_7_3_1_a_44_a				
IBC_V_1_7_3_1_a_44_b				
IBC_V_1_7_3_1_a_44_c				
IBC_V_1_7_3_1_a_44_d				
IBC_V_1_7_3_1_a_44_e				
IBC_V_1_7_3_1_a_45_a				
IBC_V_1_7_3_1_a_45_b				
IBC_V_1_7_3_1_a_45_c				
IBC_V_1_7_3_1_a_45_d				
IBC_V_1_7_3_1_a_51				
IBC_V_1_7_3_1_a_60_a				
IBC_V_1_7_3_1_a_60_b				
IBC_V_1_7_3_1_a_60_c				
IBC_V_1_7_3_1_b_9_a				
IBC_V_1_7_3_1_b_9_b				
IBC_V_1_7_3_1_b_23				
IBC_V_1_7_3_1_b_54				



Table A.1: Test campaign report (sheet 4 of 9)

ATS Reference	Selected [Y/N]	Run [Y/N]	Verdict [P/F/I]	Observations (Reference to any observations made in clause C.7)
IBC_V_1_7_3_2_5_a				
IBC_V_1_7_3_2_5_b				
IBC_V_1_7_3_2_5_c				
IBC_V_1_7_3_2_5_d				
IBC_V_1_7_3_2_5_e				
IBC_V_1_7_3_2_5_f				
IBC_V_1_7_3_2_5_g				
IBC_V_1_7_3_2_16_a				
IBC_V_1_7_3_2_16_b				
IBC_V_1_7_3_2_16_c				
IBC_V_1_7_3_2_16_d				
IBC_V_1_7_3_2_16_e				
IBC_V_1_7_3_2_21				
IBC_V_1_7_3_2_46_a				
IBC_V_1_7_3_2_46_b				
IBC_V_1_7_3_2_46_c				
IBC_V_1_7_3_2_60_a				
IBC_V_1_7_3_2_60_b				
IBC_V_1_7_3_2_60_c				
IBC_V_1_7_3_3				
IBC_V_1_7_3_4_a_12_a				
IBC_V_1_7_3_4_a_12_b_1				
IBC_V_1_7_3_4_a_12_b_2				
IBC_V_1_7_3_4_a_12_c				
IBC_V_2_1_1				
IBC_V_2_1_2				
IBC_V_2_2_1_a				
IBC_V_2_2_1_b				
IBC_V_2_2_2_a				
IBC_V_2_2_2_b				
IBC_V_2_3_1_a				
IBC_V_2_3_1_b				
IBC_V_2_3_1_c				
IBC_V_2_3_1_d				
IBC_V_2_3_1_e				
IBC_V_2_3_1_f				
IBC_V_2_3_1_g				
IBC_V_2_3_1_h				
IBC_V_2_3_2_a				

Table A.1: Test campaign report (sheet 5 of 9)

ATS Reference	Selected [Y/N]	Run [Y/N]	Verdict [P/F/I]	Observations (Reference to any observations made in clause C.7)
IBC_V_2_3_2_b				
IBC_V_2_3_2_c				
IBC_V_2_3_2_d				
IBC_V_2_3_2_e				
IBC_V_2_3_2_f				
IBC_V_2_3_3				
IBC_V_2_3_4_a				
IBC_V_2_3_4_b				
IBC_V_2_3_4_c				
IBC_V_2_3_5_a				
IBC_V_2_3_5_b				
IBC_V_2_3_5_c				
IBC_V_2_3_5_d				
IBC_V_2_3_6_a				
IBC_V_2_3_6_b				
IBC_V_2_3_6_c				
IBC_V_2_3_6_d				
IBC_V_2_4_1				
IBC_V_2_4_2				
IBC_V_2_4_3_a				
IBC_V_2_4_3_b				
IBC_V_3_1_a				
IBC_V_3_1_b				
IBC_V_3_2_a				
IBC_V_3_2_b				
IBC_V_3_3_a				
IBC_V_3_3_b				
IBC_V_3_4_a				
IBC_V_3_4_b				
IBC_V_3_5_a				
IBC_V_3_5_b				
IBC_V_3_8				
IBC_V_4_1_a				
IBC_V_4_1_b				
IBC_V_5_1				
IBC_V_5_2_1				
IBC_V_5_2_2				
IBC_V_5_2_3				

Table A.1: Test campaign report (sheet 6 of 9)

ATS Reference	Selected [Y/N]	Run [Y/N]	Verdict [P/F/I]	Observations (Reference to any observations made in clause C.7)
IBC_V_5_2_4				
IBC_V_5_2_5				
IBC_V_5_2_6				
IBC_V_5_2_7				
IBC_V_5_2_8				
IBC_V_5_2_9				
IBC_V_5_2_10				
IBC_V_5_2_11				
IBC_V_5_3_1				
IBC_V_5_3_2				
IBC_V_6_1_1_a				
IBC_V_6_1_1_b				
IBC_V_6_1_2				
IBC_V_6_1_3_a				
IBC_V_6_1_3_b				
IBC_V_6_1_4_a				
IBC_V_6_1_4_b				
IBC_V_6_1_5				
IBC_V_6_2_1				
IBC_V_6_2_2				
IBC_V_6_2_3				
IBC_V_6_2_4				
IBC_V_6_2_5				
IBC_V_6_3_1				
IBC_V_6_4_1				
IBC_V_6_4_2				
IBC_V_6_4_3				
IBC_V_6_4_4				
IBC_V_6_5_1				
IBC_V_6_5_2				
IBC_V_6_5_3				
IBC_V_6_6_1				
IBC_V_6_6_2_a				
IBC_V_6_6_2_b				
IBC_V_6_6_2_c				
IBC_V_6_6_2_d				

Table A.1: Test campaign report (sheet 7 of 9)

ATS Reference	Selected [Y/N]	Run [Y/N]	Verdict [P/F/I]	Observations (Reference to any observations made in clause C.7)
IBC_V_6_6_3_a				
IBC_V_6_6_3_b				
IBC_V_6_6_3_c				
IBC_V_6_6_3_d				
IBC_V_7_1_1_a				
IBC_V_7_1_1_b				
IBC_V_7_1_1_c				
IBC_V_7_1_1_d				
IBC_V_7_1_1_e				
IBC_V_7_1_1_f				
IBC_V_7_1_1_g				
IBC_V_7_1_1_h				
IBC_V_7_1_1_i				
IBC_V_7_1_1_j				
IBC_V_7_1_2_a				
IBC_V_7_1_2_b				
IBC_V_7_1_2_c				
IBC_V_7_1_2_d				
IBC_V_7_1_2_e				
IBC_V_7_1_3				
IBC_V_7_2_1_a				
IBC_V_7_2_1_b				
IBC_V_7_3_1_a				
IBC_V_7_3_1_b				
IBC_V_7_3_1_c				
IBC_V_7_3_1_d				
IBC_V_7_3_2_a				
IBC_V_7_3_2_b				
IBC_V_7_3_2_c				
IBC_V_7_3_2_d				
IBC_V_7_3_3				
IBC_V_7_3_4				
IBC_V_7_3_5				
IBC_V_8_1_1				
IBC_V_8_1_2				
IBC_V_8_2_1				
IBC_V_8_2_2				

Table A.1: Test campaign report (sheet 8 of 9)

ATS Reference	Selected [Y/N]	Run [Y/N]	Verdict [P/F/I]	Observations (Reference to any observations made in clause C.7)
IBC_V_8_2_3				
IBC_V_9_1_1				
IBC_V_9_1_2				
IBC_V_9_1_3				
IBC_V_9_2_1				
IBC_V_9_2_2				
IBC_V_9_2_3				
IBC_V_9_2_4				
IBC_V_9_2_5				
IBC_V_9_2_6				
IBC_V_9_2_7				
IBC_V_9_2_8				
IBC_V_9_2_9				
IBC_V_9_2_10				
IBC_V_9_2_11				
IBC_V_9_2_12				
IBC_V_9_2_13				
IBC_V_9_2_14				
IBC_V_9_2_15				
IBC_V_9_2_16				
IBC_V_9_2_17				
IBC_V_9_2_18				
IBC_V_9_2_19				
IBC_V_10_1_1				
IBC_V_10_1_2				
IBC_V_11_1_1				
IBC_V_11_1_2				
IBC_V_11_1_3				
IBC_V_11_1_4				
IBC_V_11_1_5				
IBC_V_12_1_1				
IBC_V_12_1_2				
IBC_V_13_1_1				
IBC_V_13_1_2				
IBC_V_13_1_3_a				
IBC_V_13_1_3_b				
IBC_V_13_1_3_c				

Table A.1: Test campaign report (sheet 9 of 9)

ATS Reference	Selected [Y/N]	Run [Y/N]	Verdict [P/F/I]	Observations (Reference to any observations made in clause C.7)
IBC_V_13_1_3_d				
IBC_V_13_1_3_e				
IBC_V_13_1_3_f				
IBC_V_13_1_3_g				
IBC_V_13_1_3_h				
IBC_V_13_1_3_i				
IBC_V_13_1_3_j				
IBC_V_13_1_3_k				
IBC_V_13_1_3_l				
IBC_V_13_1_3_m				
IBC_V_13_1_3_n				
IBC_V_13_1_3_o				
IBC_V_13_1_3_p				
IBC_V_13_1_3_q				
IBC_V_13_1_3_r				
IBC_V_13_1_3_s				
IBC_V_13_1_3_t				
IBC_V_13_1_3_u				
IBC_V_13_1_3_v				
IBC_V_13_1_3_w				
IBC_V_13_1_3_x				
IBC_V_13_1_3_y				
IBC_V_13_1_4				
IBC_V_13_1_5				
IBC_V_13_1_6				
IBC_V_13_1_7				
IBC_V_13_1_8				
IBC_V_13_1_9				
IBC_V_13_1_10				
IBC_V_13_1_10_a				
IBC_V_13_1_11				
IBC_V_13_1_12				
IBC_V_13_1_13				
IBC_V_13_1_14				



## Annex B (informative): PIXIT proforma for ISDN User Part (ISUP) v3 basic call

Notwithstanding the provisions of the copyright clause related to the text of the present document, ETSI grants that users of the present document may freely reproduce the PIXIT proforma in this annex so that it can be used for its intended purposes and may further publish the completed PIXIT.

The PIXIT proforma enlists all the parameters and data that are needed to configure the ATS (and/or the IUT) before executing the testing campaign. It is to be filled out as part of the preparation for testing by e.g. the test client. The testing laboratory then inputs this data into the implementation of the ATS. More information about the purpose and intent of the PIXIT can be found in ISO/IEC 9646-5.

### B.1 Identification summary

PIXIT Number:	
Test Laboratory Name:	
Date of Issue:	
Issued to:	

### B.2 Abstract test suite summary

Protocol Specification:	ITU-T Recommendation Q.764 as endorsed by EN 300 356-1: "Integrated Services Digital Network (ISDN); Signalling System No.7; ISDN User Part (ISUP) version 3 for the international interface; Part 1: Basic services [ITU-T Recommendations Q.761 to Q.764 (1997), modified]"
ATS Specification:	ISUP_97_Basic_call
Abstract Test Method:	Distributed multiparty test method

### B.3 Test laboratory

Test Laboratory Identification:	
Test Laboratory Manager:	
Test Laboratory contact:	
Means of Testing:	
Instructions for completion:	

### B.4 Client identification

Client Identification:	
Client Test manager:	
Test Facilities required:	



## B.5 System under test

Name:	
Version:	
SCS Number:	
Machine configuration:	
Operating system identification:	
IUT Identification:	
PICS Reference for IUT:	
Limitations of the SUT:	
Environmental conditions:	

## B.6 Ancillary protocols

Protocol name	Version No.	PICS Ref.	PIXIT Ref.	PCTR Ref.
MTP				
Access protocol				

## B.7 Protocol information for ISUP

### B.7.1 Protocol identification

Name:	ISDN User Part (ISUP) v3
Version:	
PICS references:	

### B.7.2 IUT information - PIXIT proforma tables

The PIXIT information requested in the following tables is needed to provide the necessary information for the execution of the testing campaign. It is assumed that one exchange role is tested at one time. The answers to some PIXIT questions are related to an individual role. A typical example is the nature of address indicator of the called party number value, which is different in international gateways and national exchanges. That is why if several roles are to be tested, one completed copy of the PIXIT proforma for each role is needed.

#### B.7.2.1 General configuration

##### Signalling point codes

Two signalling point codes - one incoming and one outgoing have to be defined for the IUT. For an international intermediate exchange the incoming and outgoing point codes are the same, whereas for an international gateway exchange there are two different signalling point codes because they belong to two separate networks (international and national).

##### Circuit identification codes

From a formal point of view, in most test cases it is sufficient to use only one CIC per signalling link in order to execute the testing. From a practical point of view the tester could select any CIC within a range of CICs belonging to a route, when initiating a call setup. The tester may, however, use the first CIC in the circuit group without reducing the generality. The ATS requires the first CIC in the group as an answer to the PIXIT questions A.1/5 and A.1/12 in table A.1.

Table B.1: General configuration

Item	Parameter	Parameter Type	Explanation	Value
1	TSP_SPA_R	BIT_14	SS7 Signalling point code of the SUT on the AB interface (right side)	
2	TSP_SPB	BIT_14	SS7 Signalling point code of the tester on the AB interface	
3	TSP_NI_R	BIT_2	SS7 Network indicator on the AB interface	
4	TSP_SLS_R	BIT_4	SS7 Signalling link selection on the AB interface	
5	TSP_CIC_R	BIT_12	SS7 Circuit identification code on the AB interface	
6	TSP_NB_CICS	BIT_12	Number of SS7 Circuit identification codes on the AB and AC interfaces	
7	TSP_CIC_R_UNEQUIPPED	BIT_12	Unequipped SS7 Circuit identification code on the AB interface	
8	TSP_SPA_L	BIT_14	SS7 Signalling point code of the SUT on the AC interface (left side)	
9	TSP_SPC	BIT_14	SS7 Signalling point code of the tester on the AC interface	
10	TSP_NI_L	BIT_2	SS7 Network indicator on the AC interface	
11	TSP_SLS_L	BIT_4	SS7 Signalling link selection on the AC interface	
12	TSP_CIC_L	BIT_12	SS7 Circuit identification code on the AC interface	
13	TSP_GrpCIC	BIT_12	1st CIC in the group of CICs to be blocked / unblocked / reset	
14	TSP_GrpRange	OCT_1	Range (number of CICs +1 in the group)	
15	TSP_GrpCIC2	BIT_12	1st CIC in the 2nd group of CICs to be blocked / unblocked / reset	
16	TSP_GrpRange2	OCT_1	Range (number of CICs +1 in the 2nd group)	
17	TSP_Status2	OCT_1_32	Status (number of CICs +1 in the 2nd group)	
18	TSP_GrpCIC_UNEQUIPPED	BIT_12	1st CIC in group of CICs to be blocked with parameter <b>TSP GrpRange unequipped</b> includes at least one unequipped circuit	
19	TSP_RngSts_len	OCT_1	Length of Range and Status	
20	TSP_Status	OCT_1_32	TSP_Status not implemented	
21	TSP_GrpRange_non_cont	OCT_1	Range (number of CICs +1 in the group) for non controlling circuits	
22	TSP_Status_non_cont	OCT_1_32	Status for non controlling circuits	
23	TSP_GrpRange_unequipped	OCT_1	Range (number of CICs +1 in the group) for unequipped circuits	
24	TSP_Status_unequipped_CGB	OCT_1_32	Status for unequipped circuits in CGB message	
25	TSP_Status_unequipped_CGB A	OCT_1_32	Status for CGBA when CGB message has contained unequipped circuits	
26	TSP_BASIC	BOOLEAN	TRUE -> basic access FALSE -> primary rate access for DSS1	
27	TSP_ALERT_MNT	BOOLEAN	TRUE if the receipt of MNT_IND for ALERTING is implemented	
28	TSP_COT_Tone	BOOLEAN	TRUE if checking of a continuity check tone is supported	

## B.7.2.2 Parameter values

### Called party numbers

The called party numbers have to be specified for each role which is to be tested.

**Table B.2: Parameter values**

Item	Parameter	Parameter Type	Explanation	Value
1	TSP_Nb_SPB	HEX_N	Subscriber number for which the call will be routed to signalling point B (SP B)	
2	TSP_Nb_SPC	HEX_N	Subscriber number for which the call will be routed to signalling point C (SP C)	
3	TSP_Nb_SPC_non_ISUP	HEX_N	Subscriber number for which the call will be routed to signalling point C (SP C) via non-ISUP (e.g. R2 or TUP)	
4	TSP_Nb_Operator	HEX_N	Subscriber number which has to be called to reach the operator located at the IUT (SP A)	
5	TSP_Orig_ISDN_access	BIT_1	Use of ISDN access (1) or non-ISDN access (0) for the user at OLE	
6	TSP_Dest_ISDN_access	BIT_1	Use of ISDN access (1) or non-ISDN access (0) for the user at DLE	
7	TSP_PDC_X	OCT_2	Propagation delay on incoming route in ms	
8	TSP_PDC_D	OCT_2	Propagation delay on outgoing route in ms	
9	TSP_NatAdrl_R	BIT_7	Use of Nature of Address for called party number international num (0000100) national number (0000011), MTC	
10	TSP_NatAdrl_L	BIT_7	Use of Nature of Address for called party number international num (0000100) national number (0000011), PTC	
11	TSP_NatAdrl_cg_R	BIT_7	Use of Nature of Address for calling party number international num (0000100) national number (0000011), MTC	
12	TSP_NatAdrl_cg_L	BIT_7	Use of Nature of Address for calling party number international num (0000100) national number (0000011), PTC	
13	TSP_FCI_NatIntInd_SPB	BIT_1	National/international call indicator 1 = international 0 = national	
14	TSP_FCI_NatIntInd_SPC	BIT_1	National/international call indicator 1 = international 0 = national	
15	TSP_CdPN_seizure	INTEGER	Minimum called party number length to trigger the seizure of a circuit	
16	TSP_LIPN1	OCTETSTRING	Length of the IUT party number (including NPI) for DSS1	
17	TSP_IPN1	OCTETSTRING	IUT party number entered in IA5 format for DSS1	

## B.7.2.3 Timer values

**Table B.3: Timer values**

Item	Parameter	Parameter Type	Type	Value
1	TSP_T_WAIT	INTEGER	Wait for some event timer (max. 30 s)	
2	TSP_T_GUARD	INTEGER	Guard timer for the test case (min. 30 s)	
3	TSP_tol	INTEGER	Tolerance for ISUP timers (in per cent)	
4	TSP_T_DELAY	INTEGER	Delay timer for short delays (1..5 s)	

## B.7.2.4 Procedural information

Table B.4: Procedural information

Item	Parameter	Parameter Type	Explanation	Value
1	TSP_maxNbCalls	INTEGER	Maximum number of calls per time unit that can still be handled by the IUT	
2	TSP_moreCalls	INTEGER	Number of calls per time unit, which added to TSP_maxNbCalls would lead to congestion of the IUT	
3	TSP_lessCalls	INTEGER	Number of calls per time unit, which subtracted from TSP_maxNbCalls would surely not congest the IUT	
4	TSP_HopCnt	INTEGER	Number of calls hops available	

## B.7.2.5 DSS1 call information

Table B.5: Dss1 call information

Item	Parameter	Parameter Type	Explanation	Value
1	TSP_BCHNUM1	BITSTRING[7 or 8]	Value for the preferred channel number (used in Channel identification information element) to be used for outgoing calls, BITSTRING[7]: Basic access BITSTRING[8] Primary rate access	
2	TSP_CREF1	BITSTRING[7 or 15]	Value for the preferred call reference to be used for outgoing calls, BITSTRING[7]: Basic access BITSTRING[15] Primary rate access	
3	TSP_CRLENGTH	OCTETSTRING	Length for the call reference, 1: basic access 2: primary rate access	
4	SP_BCAPL, SP_BCAPV	OCTETSTRING	Coding of a Bearer capability information element, which the IUT is compatible with, for the purpose of accepting outgoing calls	
5	TSP_HLCL, TSP_HLCV	OCTETSTRING	Coding of a High layer compatibility information element, which the IUT is compatible with, for the purpose of accepting outgoing calls	
6	TSP_LLCL, TSP_LLCV	OCTETSTRING	Coding of a Low layer compatibility information element, which the IUT is compatible with, for the purpose of accepting outgoing calls	
7	TSP_CDPNOCTET3	OCTETSTRING	Coding of octet 3 (Type of number and Numbering plan identification) of the Called party number information element for the purpose of outgoing calls	

---

## Annex C (normative): ATS for ISDN User Part (ISUP) v3 basic call control procedures

This ATS has been produced using the Tree and Tabular Combined Notation (TTCN) according to ISO/IEC 9646-3 [3].

The ATS was developed on a separate TTCN software tool and therefore the TTCN tables are not completely referenced in the table of contents. The ATS itself contains a test suite overview part which provides additional information and references.

---

### C.1 The TTCN Graphical form (TTCN.GR)

The TTCN.GR representation of this ATS is contained in an Adobe Portable Document Format™ file (356\_33.PDF contained in archive en\_30035633v040101p0.zip), which accompanies the present document.

---

### C.2 The TTCN Machine Processable form (TTCN.MP)

The TTCN.MP representation corresponding to this ATS is contained in an ASCII file (356\_33.MP contained in archive en\_30035633v040101p0.zip), which accompanies the present document.

**NOTE:** Where an ETSI Abstract Test Suite (in TTCN) is published in both .GR and .MP format these two forms shall be considered equivalent. In the event that there appears to be syntactical or semantic differences between the two then the problem shall be resolved and the erroneous format (whichever it is) shall be corrected.

---

## Annex D (informative): Bibliography

- ISO/IEC 9646-2 (1994): "Information technology - Open Systems Interconnection - Conformance testing methodology and framework - Part 2: Abstract Test Suite specification".
- ITU-T Recommendation Q.702 (1988): "Signalling data link".
- ITU-T Recommendation Q.703 (1996): "Signalling link".
- ITU-T Recommendation Q.704 (1996): "Signalling network functions and messages".
- ITU-T Recommendation Q.705 (1993): "Signalling network structure".
- ITU-T Recommendation Q.706 (1993): "Message transfer part signalling performance".
- ITU-T Recommendation Q.850 (1993): "Usage of cause and location in the Digital Subscriber Signalling System No. 1 and the Signalling System No. 7 ISDN User Part".

---

## History

<b>Document history</b>		
Edition 1	December 1997	Publication as ETS 300 356-33
V3.2.2	September 2001	Publication
V4.1.1	February 2003	One-step Approval Procedure      OAP 20030627: 2003-02-26 to 2003-06-27
V4.1.1	July 2003	Publication