


**Corporate telecommunication Networks (CN);
Standardisation plan**



Reference

REG/ECMA-00158 (9f000j0q.PDF)

Keywords

Network, PISN, planning, private, QSIG, service

ETSI

Postal address

F-06921 Sophia Antipolis Cedex - FRANCE

Office address

650 Route des Lucioles - Sophia Antipolis
Valbonne - FRANCE
Tel.: +33 4 92 94 42 00 Fax: +33 4 93 65 47 16
Siret N° 348 623 562 00017 - NAF 742 C
Association à but non lucratif enregistrée à la
Sous-Préfecture de Grasse (06) N° 7803/88

Internet

secretariat@etsi.fr
Individual copies of this ETSI deliverable
can be downloaded from
<http://www.etsi.org>
If you find errors in the present document, send your
comment to: editor@etsi.fr

Important notice

This ETSI deliverable may be made available in more than one electronic version or in print. In any case of existing or perceived difference in contents between such versions, the reference version is the Portable Document Format (PDF). In case of dispute, the reference should be the printing on ETSI printers of the PDF version kept on a specific network drive within ETSI Secretariat.

Copyright Notification

No part may be reproduced except as authorized by written permission.
The copyright and the foregoing restriction extend to reproduction in all media.

© European Telecommunications Standards Institute 1999.
All rights reserved.

Contents

Intellectual Property Rights	5
Foreword	5
Brief History	5
1 Scope	6
2 References	6
3 Definitions	7
4 Abbreviations	7
5 Title of the Plan	8
6 Proposer and sponsor	8
7 Area of CN standardization	9
7.1 General	9
7.1.1 The connection-oriented approach (employing PISNs)	10
7.1.2 The connectionless approach (employing internet or intranet technology)	11
7.2 Major Topics	11
7.2.1 CN Enhanced voice and non-voice services	11
7.2.2 Virtual Private Networks (VPN)	12
7.2.3 CN Mobility	12
7.2.4 CN High-speed/LAN	14
7.2.5 CN Multimedia	14
7.2.6 CN Management	14
7.2.7 CN Scenarios	15
7.2.8 CN Performance	16
7.2.9 Screenphone Terminal Services and Applications	16
7.2.10 Computer Supported Telecommunication Applications (CSTA)	16
7.2.11 Other CN standardization areas of interest	17
8 Objectives	17
9 Justification	18
10 Global context	18
10.1 ITU-T	18
10.2 ISO/IEC JTC1	18
10.3 Co-operation between ITU-T and JTC1	18
10.4 Global Virtual Network Service (GVNS) Forum	18
10.5 Electronic Industries Association (EIA), USA (formerly: TIA)	18
10.6 Other standardization bodies	19
11 Resource requirements	19
Annex A (informative): CN Taxonomy	20
Annex B (informative): Circular Letter 1053 on private network standardization	24
B.1 Contracts	24
B.1.1 Bons de Commande	24
B.1.2 The settlement of the Private Telecommunications Network field between CENELEC, ETSI and ECMA	25
B.1.3 The co-operation agreement between ETSI and ECMA	25
B.1.4 JEEC Decisions	25
B.1.5 Liaison with JTC1	25
B.1.6 Conversion of International Standards produced by JTC1/SC6/WG6 into ETSs or ENs	25

B.2	CN Standardization situation in ETSI.....	25
B.3	Measures to be taken.....	25
Annex C (informative):	Bon de Commande BC-T-326: Standardization Mandate forwarded to CEN/CENELEC/ETSI in the field of information technology and telecommunications	26
	Bibliography	28
	History	29

Intellectual Property Rights

IPRs essential or potentially essential to the present document may have been declared to ETSI. The information pertaining to these essential IPRs, if any, is publicly available for **ETSI members and non-members**, and can be found in SR 000 314: "*Intellectual Property Rights (IPRs); Essential, or potentially Essential, IPRs notified to ETSI in respect of ETSI standards*", which is available from the ETSI Secretariat. Latest updates are available on the ETSI Web server (<http://www.etsi.org/ipr>).

Pursuant to the ETSI IPR Policy, no investigation, including IPR searches, has been carried out by ETSI. No guarantee can be given as to the existence of other IPRs not referenced in SR 000 314 (or the updates on the ETSI Web server) which are, or may be, or may become, essential to the present document.

Foreword

This ETSI Guide (EG) has been produced by ECMA TC32 Technical Committee Communication, Networks & Systems Interconnection (ECMA), and is now submitted for the ETSI standards Membership Approval Procedure.

Brief History

The ECMA Technical Report provides an overview of, and visibility to, the various standardization activities in the area of corporate telecommunication network technology.

The addressees for the information provided herein are within ECMA, in particular among the membership of TC32, but also outside ECMA, e.g. in ETSI and ISO/IEC/JTC1. The aim is to facilitate understanding of the area of corporate telecommunication network technology and to allow for synergy when specifying related topics, e.g. in the field of public networks.

A predecessor of the Technical Report has been produced, as an ETSI Guide, by the former ETSI Standardization Project on Corporate Networks (EP CN). With the closure of EP CN the responsibility for the focus on CN standardization was transferred to (and accepted by) ECMA.

To underline the importance of CN standardization, the present document is intended to be published as an ECMA Technical Report and as an ETSI Guide in parallel.

The present version covers the current status of European CN standardization. Due to the dynamic of standardization demands in the CN area, this Technical Report is a living document and will thus be updated regularly.

The ECMA Technical Report has been adopted by the ECMA General Assembly of June 1999.

1 Scope

The present document defines the work areas and contents of the standardization work programme for Corporate telecommunication Networks (CN). The aim is to manage, co-ordinate and give visibility to the European standardization process spread over various technical bodies (TBs) in ECMA and ETSI. It can also be used to guide the international standardization process in ISO/IEC JTC1.

2 References

The following documents contain provisions which, through reference in this text, constitute provisions of the present document.

- References are either specific (identified by date of publication, edition number, version number, etc.) or non-specific.
- For a specific reference, subsequent revisions do not apply.
- For a non-specific reference, the latest version applies.
- A non-specific reference to an ETS shall also be taken to refer to later versions published as an EN with the same number.

- [1] TCR/TR 034: "Business TeleCommunications (BTC); Virtual Private Networking (VPN); Services and networking aspects; Standardization requirements and work items".
- [2] ETS 300 415: "Private Integrated Services Network (PISN); Terms and definitions".
- [3] TCR-TR 033 (1995): "Business TeleCommunications (BTC); Private Telecommunication Network (PTN); Integrated scenario for business communications".
- [4] EG 201 026-1: "Corporate telecommunication Networks (CN); Standardization analysis; Part 1: Strategy".
- [5] EG 201 026-2: "Corporate telecommunication Networks (CN); Standardization analysis; Part 2: Enhanced voice and non-voice services".
- [6] ITU-T Recommendation F.16: "Global virtual network service".
- [7] ITU-T Recommendation Q.735.6: "Global Virtual Network Service (GVNS)".
- [8] TR/57: " Private Telecommunication Networks".
- [9] TR/60: " Supplementary Services and Additional Network Features in private Telecommunication Networks".
- [10] ITU-T Recommendation Q.85.6: "Recommendation Q.85, Clause 6 (02/95) - Stage 2 description for community of interest supplementary services - Global Virtual Network Service (GVNS)".

3 Definitions

No specific definitions are used within the description of the CN Project Plan. The subsequently listed definitions are imported from the sources indicated in the square brackets merely for the convenience of the reader:

Corporate telecommunication Network (CN): sets of equipment [Customer Premises Equipment (CPE) and/or Customer Premises Networks (CPN)] which are located at geographically dispersed locations and are interconnected to provide networking services to a defined group of users.

NOTE: A CN can employ connection-oriented and connectionless technology.

Virtual Private Network (VPN): that part of a CN that uses shared switched network infrastructures provided by one or more third parties, see Bons de Commande BC-IT.

Private Integrated Services Network (PISN): connection-oriented part of a CN.

Private Integrated Services Network eXchange (PINX): nodal entity in a PISN that provides automatic switching and call handling functions used for the provision of telecommunication services. The nodal entity can be implemented by one or more pieces of equipment located on the premises of the private network administrator or by equipment co-located with, or physically part of, a public network, see Bons de Commande BC-IT.

CENTREX: service package offered on public networks to emulate PINX capabilities.

Integrated Services Private Branch eXchange (ISPBX): implementation of a PINX offering ISDN-like capabilities, separate from public network equipment.

Integrated Services CenTralized eXchange (ISCTX): switching and ISDN-like service provisioning function offering the CENTREX package on a public network equipment, see Bons de Commande BC-IT.

InterConnecting Network (ICN): that part of the public network equipment which provides a set of functions needed to interconnect PINXs. The functionality of the ICN includes transit-PINX functionality, associated transmission capabilities and may include gateWay-PINX functionality, see Bons de Commande BC-IT.

4 Abbreviations

For the purposes of the present document, the following abbreviations apply:

ATM	Asynchronous Transfer Mode
CENTREX	CENTRalized corporate telecommunication network EXchange
CN	Corporate telecommunication Network
CPE	Customer Premises Equipment
CPN	Customer Premises Networks
CSTA	Computer Supported Telecommunication Applications
CTI	Computer-Telecommunications Interface
CTM	Cordless Terminal Mobility
EG	ETSI Guide
ETS	European Telecommunication Standard
ETR	European Telecommunication Technical Report
FR	Frame Relay
GVNS	Global Virtual Network Service
GW	GateWay
ICN	InterConnecting Network
IN	Intelligent Network
IP	Internet Protocol
INMS	Integrated Network Management System
ISCTX	Integrated Services CenTralized eXchange
ISPBX	Integrated Services Private Branch eXchange
ITAEG-T	Information Technology Advisory and Experts Group on Telecommunications
IVN	Intervening Network
JEEC	Joint ECMA/ETSI Committee

LAN	Local Area Network
MAN	Metropolitan Area Network
MIB	Management Information Base
NNI	Network-Network Interface
PBX	Private Branch eXchange
PDH	Plesiochronous Digital Hierarchy
PINX	Private Integrated Services Network eXchange
PISN	Private Integrated Services Network
PST	Project Support Team
PUM	Private User Mobility
QSIG	Q Interface Signalling protocol
SAAL	Signalling ATM Application Layer
SDH	Synchronous Digital Hierarchy
SRC	Strategic Review Committee
TMN	Telecommunication Management Network
UNI	User-Network Interface
UPT	Universal Personal Telecommunication
VPN	Virtual Private Network
WAN	Wide Area Network

5 Title of the Plan

The plan is titled CORPORATE TELECOMMUNICATION NETWORKS STANDARDIZATION.

6 Proposer and sponsor

In 1992 and 1993 an ETSI Strategic Review Committee on Corporate telecommunication Networks (SRC5) has stated that the ETSI work programme as relevant for this area needs to be harmonized and properly co-ordinated across various experts groups being involved within ETSI and ECMA. Consistently, SRC5 recommended that the ETSI work programme on corporate telecommunication networks be managed as an ETSI Project under the responsibility of TC BTC.

ETSI TA18 has approved this recommendation and assigned the task of managing corporate telecommunication network activities within ETSI to its Technical Committee on Business Telecommunications (TC BTC), and to carry out this as an ETSI Project following the concept of ETSI Project Management.

Within BTC (and later in ETSI Project CN) this task had been carried out by a Project Management consisting of a Project Manager and a Project Support Team (PST).

With the closure of EP CN in 1998 [ETSI Board decision B12(98)02] the responsibility for the focus of CN standardization matters was transferred to, and accepted by, ECMA TC32 [ETSI Board decision B12(98)03]. The functions of the Project Manager and of the PST continue by TC32 officers.

To underline the importance of CN standardization, the present document is intended to be published as an ECMA Technical Report and as an ETSI Guide in parallel.

7 Area of CN standardization

7.1 General

The CN standardization area covers the activities related to corporate telecommunication networks, based on both, connection-oriented and connectionless technology.

The connection-oriented part (the Private Integrated Services Network, PISN) of the standardization area has been investigated by an ETSI Strategic Review Committee, SRC5, in the years 1992 and 1993 to help ETSI in building its work programme on CN. In addition, the relevant results of SRC6, further elaborations of user expectations, e.g. on VPN, and of ETSI PT85 (CN future work programme analysis, based on Bon de Commande BC-T-326) are taken into account.

SRC5 identifies six major topics as being of highest current interest to CN users:

- enhanced voice;
- virtual private networks;
- CN Mobility;
- High-Speed/LAN, including B-PISN;
- multi-media;
- CN Management.

Beside these major topics, also inherited work items of ITAEG-T M-IT-05 are considered part of CN Standardization.

CN Standardization thus covers also:

- CN Scenarios;
- CN Performance;
- Screenphone terminal services and application;.
- CSTA: the interface between computing and telecommunication entities (CTI). This is briefly depicted in figure 1.

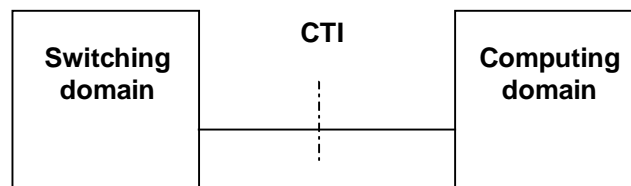


Figure 1: Interface between Computing and Switching Domains (CTI)

The interface between computing and telecommunication entities (CTI) serves the purpose of executing computer supported telecommunication applications (CSTA). This application is likewise applicable to connection-oriented and connectionless parts of a CN, i.e. the switching domain can comprise any combination of PISN and intranet components.

The major topics can be considered sub-areas. No special MULTI-MEDIA activities are currently covered by CN standardization.

Intra-CN related Mobility work items are seen as part of the CN standardization activities (CN MOBILITY). Interworking related with public networks can be subject to both, the Cordless Terminal Mobility (CTM) Project in ETSI and the CN Mobility standardization activities.

7.1.1 The connection-oriented approach (employing PINXs)

For easier orientation, figure 2 shows an overview of a principal CN employing merely (connection-oriented) PINXs.

The figure represents the simplest form of a typical example, the attachment of a CN to the public ISDN, the use of a public ISDN equipment based ICN, and an intervening network.

Although other solutions, e.g. an ICN based on dedicated data networks, are not depicted, the same principles apply.

The CN in this example consists of two PINXs. Although in the trivial case a CN need to consist of one PINX only, also more complex configurations can be constructed by applying the same principle in multiple ways.

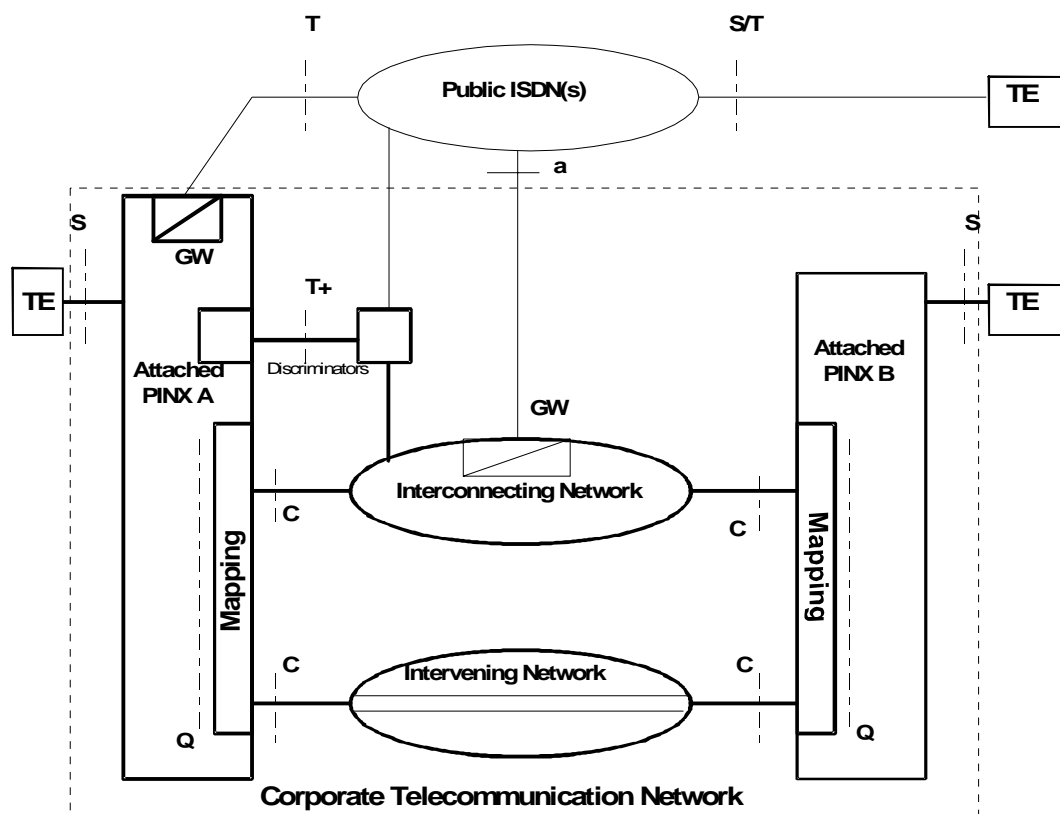


Figure 2: Overview of a principal CN (simplified example)

The two attached PINXs are inter-connected via four different means:

- the public network (in this example: a public ISDN, via T reference points); this interconnection is external to the CN;
- an interconnecting network via discrimination functions across a T+ reference point;
- an interconnecting network via C reference points;
- an intervening network, via C reference points.

The latter three are within the CN, although the switching and/or transmission equipment typically is owned by third parties, e.g. public network operators.

The term (attached) PINX is a generic term covering both, implementations on the customer premises (ISPBX) and in the public network (IS-CENTREX) see ETS 300 415 [2]. In the latter case no physical interfaces will be standardized at the T, T+ and C reference points.

The discriminator functions around the T+ reference point allow to carry attached PINX-to-public ISDN and attached PINX-to-ICN calls on the same interface.

An "attached PINX" can play either role on a specific call: to serve as an end-PINX (i.e. hosting the originating or terminating terminal of that call) or to serve as a transit-PINX, extending the call to/from another PINX that hosts the originating or terminating terminal.

GateWay functionality GW in the ICN is an option allowing for the so called Break-Out and Break-In, i.e. interconnection between the CN and the public ISDN at ICN level across an α reference point.

With the exception of teleservices, the CN standardization activities cover all relevant specifications on the definitions of terminology, architectural aspects, numbering, basic and supplementary services as well as additional network features (descriptions at all three stages, including signalling), performance, etc.

On the basis of a standardization analysis performed by PT85, EG 201 026-1 [4] has been developed and approved which covers the strategy aspects for CN standardization, as requested by Bon de Commande BC-T-326.

7.1.2 The connectionless approach (employing internet or intranet technology)

A Technical Report ploughing through this standardization area is under way. Preliminary results are:

Out of six interconnectivity cases two seem to fall under the scope of the CN standardization, i.e.:

- the interconnection of PISN and intranet; and
- the interconnection of PISN and internet.

For these interconnections two scenarios exist:

- interworking; and
- tunnelling.

The interconnection cases are being further studied under various aspects in the context of the scenarios above. Aspects of preliminary studies and possible standardization work include interworking of basic and supplementary services (all three stages of description, including protocols), naming and addressing management, security and CSTA.

Co-operation is needed with various other bodies, predominantly with ETSI Project TIPHON. Internationalization has already agreed with ISO/IEC JTC1.

7.2 Major Topics

7.2.1 CN Enhanced voice and non-voice services

This sub-area encompasses work on:

- CN basic and supplementary services for the support of voice and non-voice applications;
- interworking of these services with those of the public network;
- interaction of these services with other services of the public and/or private network.

These aspects are to be taken account of in service descriptions, signalling requirements and signalling protocols.

Substructure of the Enhanced Voice Sub-Area		
Bon de Commande	Subject	Responsible STC
BC75 B/T-326	Signalling procedures (basic and suppl. services) at T-RP	SPS5
BC75 C/T-326	Signalling procedures (basic and suppl. services) at Q-RP	ECMA TC32/TG14
BC75 D/T-326	Signalling procedures (basic and suppl. services) at S-RP	ECMA TC32/TG14

The chairman of ECMA TC32 acts as the contact person for BCs 75 C and D/BC-T-326, and the chairman of ETSI/SPS5 acts as the contact person for BC 75 B/BC-T-326.

A common minimum set of services has been defined to offer interoperability across a CN which might be composed of any type of infrastructural elements, including the terminals at either end of a connection. The details can be found in EG 201 026-2 [5].

7.2.2 Virtual Private Networks (VPN)

This sub-area covers two main sub-functions: transit functionality as provided by an ICN, and end-PINX functionality as provided by an ISCTX. The architectural approach for accessing the transit functionality (ICN) has higher priority and has been defined in ETS 300 415 [2].

The coverage of the term "VPN" is illustrated in figure 3.

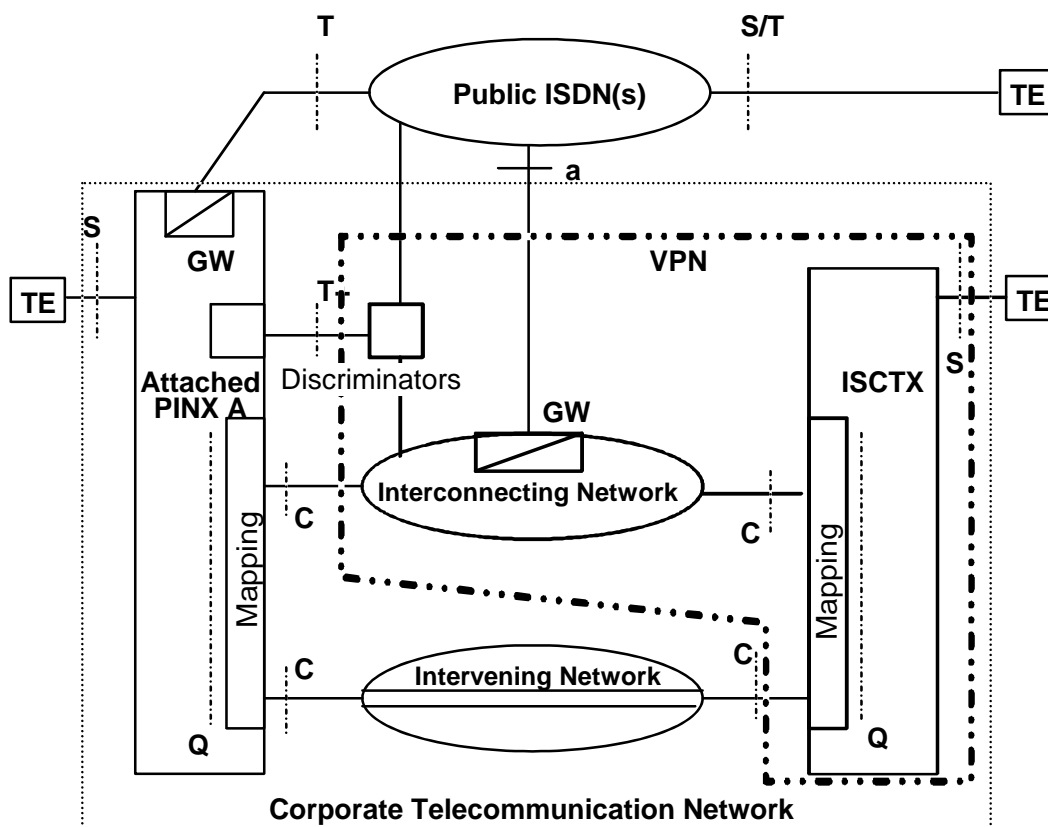


Figure 3: Coverage of the term "VPN" (example)

The involvement of two or more ICN providers in supporting one VPN requires standardization at their network-to-network boundaries, at the so-called N^* reference point, see figure 4.

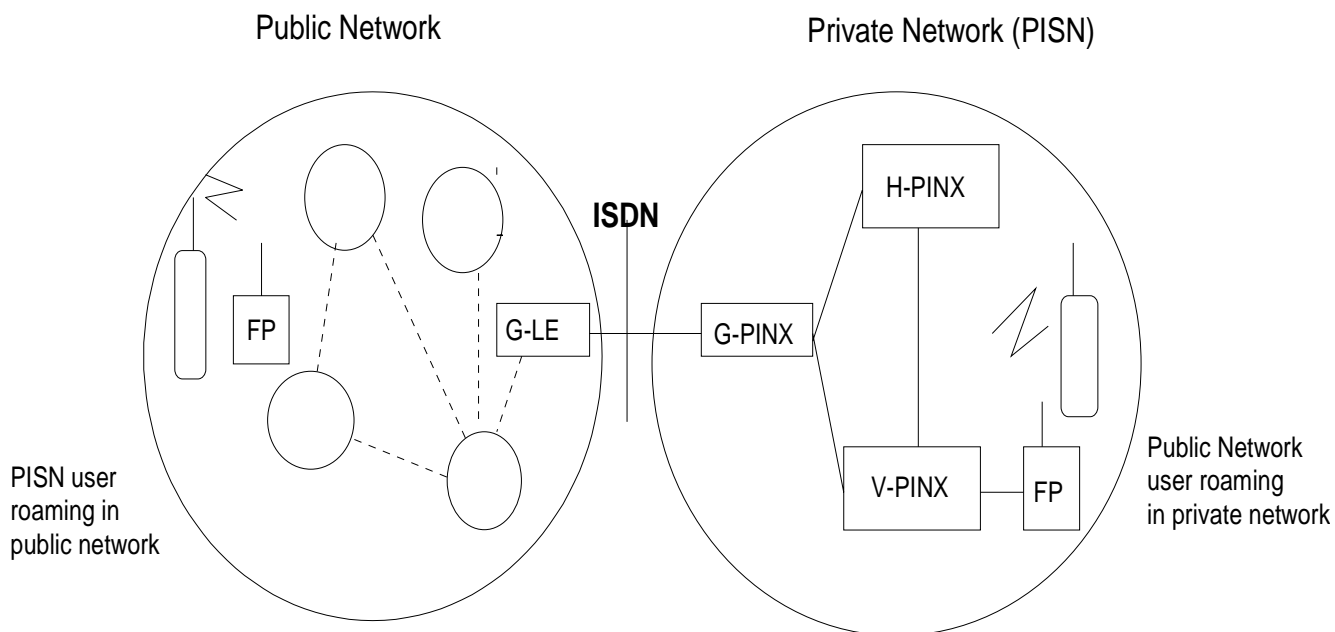


Figure 4: Multiple ICNs

The base for the VPN sub-project is the report of the VPN Task Group (TCR/TR 034 [1]), of which the part dealing with services was approved by TA 20 as an ETR.

7.2.3 CN Mobility

This subproject is applicable to intra-CN mobility and to mobility interworking with public networks, see figure 5. Related work items were jointly developed by CN WG MOB (stages 1 and 2) and ECMA TC32 (stage 3). They are now fully under the responsibility of ECMA TC32/TG14.



NOTE: The model is simplified to show only those entities that are involved in location and call handling. The following entities are used:

FP: Fixed Part (cordless sub-system offering radio access to CTM users);

G-LE: GateWay Local Exchange;

G-PINX: GateWay PINX;

H-PINX: Home PINX (where the CTM user is registered);

V-PINX: Visitor PINX (where a mobile user has logged on).

Figure 5: CN Mobility

Figure 4 shows a public and a corporate network with those functions which are relevant to CN mobility. These functions support intra-CN mobility as well as inter-network mobility.

The main working areas are:

- CN Cordless Terminal Mobility (CTM);
- Private User Mobility (PUM);
- support of Universal Personal Telecommunication (UPT) in CN (a public UPT user roaming in a CN).

The major standardization issues are:

	Standardization issue	Relevant to		
a)	location handling	UPT in CN	CN-CTM	PUM
b)	mobile call handling	UPT in CN	CN-CTM	PUM
c)	authentication principles	UPT in CN	CN-CTM	PUM
d)	provision of supplementary services to mobile users	UPT in CN	CN-CTM	PUM
e)	handover		CN-CTM	-
f)	expansion of CN-CTM to interwork with CTM provided by other networks to allow multi-network roaming		CN-CTM	-

Pre-normative work identifying the general requirements for the respective areas has been finalized. A first set of PUM and CN-CTM standards were completed in November 1995.

Additional work has to be done especially in the fields of CN access signalling (phase 2), including a reference configuration for the extension line (P reference point).

The chairmen of ECMA TC32/TG14 acts as contact person.

7.2.4 CN High-speed/LAN

This sub-area addresses work specific to CN requirements and solutions for the support of High Speed and LAN based services. It covers:

- integrated services operating at bearer rates in excess of 64 kbit/s in both, customer premises limited scenarios (LAN) and MAN/WANs;
- architectural models characterizing the means of providing end-to-end services spanning LAN, intervening WAN and destination LAN segments;
- LAN specific components of the Enhanced Voice and Non-Voice sub-area, e.g. LAN bridges and routers, to provide a common signalling and management, peer-to-peer, UNI and NNI for various high speed and multi-media services;
- realization of these capabilities over current PDH and SDH based leased line bearers, including a migration plan for the use of B-ISDN bearer services as they become available;
- accommodation of established LAN specific numbering and addressing schemes, within the frame work defined by the CN Scenarios Sub-Project;
- the embedment of ATM technology into broadband CNs providing cell-mode bearer capabilities.

Currently this sub-area focuses on the employment of ATM technology in private B-ISDN (B-PISN).

The chairman of ECMA TC32/TG15 acts as contact person.

7.2.5 CN Multimedia

No special activities are currently covered by CN standardization.

7.2.6 CN Management

This sub-area encompasses work on CN specific requirements and solutions for network management. It covers:

- Integrated Network Management System (INMS) capable of managing the objects obeying to the TMN architecture as well as to the ISO network management architecture as well as to the Internet network management architecture; all three architectural models will exist and need to be catered for in CN related Network Management Standards;
- multiple types of MIBs need to be employable in parallel ("protocol conversion" and "MIB adapter" are required);
- management protocols need to be developed on a peer-to-peer based management interworking principle.

The description of Managed Objects for CN functional components as required for:

- networking in End-PINX and Transit-PINX, including those of VPNs;
- the management of services in CNs.

This sub-area applies to the Management aspects of the CN which include, inter alia:

- 1) (connection-oriented) PINXs and their on-premises, active and passive line plant;
- 2) (connectionless) intranet components and their on-premises, active and passive line plant;
- 3) intervening networks employed by that CN;
- 4) interconnecting means (e.g. VPN capabilities of public network equipment which is dedicated to that CN).

Some elaboration on the numbered items above will include:

- 1) public ISDN equipment as part of CN in the form of an ISCTX and/or of virtual transit switching equipment:
 - a) management of physical equipment;
 - b) managing CN services;
 - c) conflict of Public & Private management requirements (shared equipment);
 - f) CNs which encompass multiple Public ISDNs (e.g. international CN).
- 2) IVN:
 - a) balancing CN call management with Public ISDN restrictions;
 - b) role of dedicated transmission networks (e.g. SDH).

In this sub-area further study is required.

No standardization activities exist in this area at the moment. Thus, a status report should be made.

7.2.7 CN Scenarios

This sub-area encompasses work in the course of CEC Bons de Commande BC 74 A, B & C, BC 75 A and BC 76 A. In particular, it covers the following standardization fields:

- numbering and Addressing;
- base definitions (e.g. reference configurations) for the specification of interworking between exchanges of a CN;
- methodologies for the description of CNs and their services;
- terminology;
- approaches for building CNs using public network infrastructure; this includes overlay and integrated scenarios; the latter cover VPN end-PINX functionality (ISCTX) as well as VPN transit functionality (ICN), as covered by BC-T-326, see annex C;
- signalling protocols for the establishment and maintenance of interworking scenarios.

In addition, the same standardization fields with regard to High Speed/LAN are included in this Sub-Project.

A further standardization subject in the scope of CN Scenarios is the application of CNs for the support of teleworking to cover e.g. remote access to a CN as specified as "a" service entry points in VPN Task Group Report (ETSI TCR/TR 034 [1]).

Substructure of the CN Scenario Sub-Area		
Bon de Commande	Subject	Responsible
BC 74 A, B, C	Configurations, Models, Definitions	ECMA TC32/TG13
BC75 A	Signalling procedures and protocols for Networking scenarios	ECMA TC32/TG14
	Functions required for Networking scenarios	ECMA TC32/TG13
BC 76 A	Numbering, Addressing, Routeing	ECMA TC32/TG13

Also BC-T-326 applies to this sub-area.

The chairman of ECMA TC32/TG 13 acts as the contact person.

7.2.8 CN Performance

This standardization field is to a certain degree covered by "old" work items based on Bon de Commande BC-IT 74.

In particular, values need to be allocated to transmission and grade of service related network parameters in the VPN context, as part of the overall CN budget, see SRC5 Report.

STC BTC2 (CN Performance) prepared an ETR on transmission planning for private networks when connected to public networks. The document takes account of the perspective liberalization of public networks.

Due to re-organization in ETSI, the responsibilities of sub-project CN Performance have been handed over to the Technical Committee on Speech Transmission Quality (TC STQ).

The chairman of TC STQ, Mr J. Horrocks, acts as contact person.

7.2.9 Screenphone Terminal Services and Applications

This standardization field defines architectural, services and protocol aspects of screenphone terminals with telephony and internet access. The aim is to provide telephony services as well as access to internet services and co-ordination between them.

The target is to identify:

- the protocols to be used;
- the parameters to be used in order to configure the applications;
- which security model should be used for access control and security;
- the functional split between the terminal and the network;
- possible constraints in case of multiple users and/or multiple Internet Service Providers (ISP), and/or multiple Telecommunication Service Providers.

The chairman of ECMA TC32/TG16 acts as the contact person.

7.2.10 Computer Supported Telecommunication Applications (CSTA)

This standardization field defines methods for the interaction of, in the first step, "computing" and "switching" domains which are to co-operate in the support of telecommunication applications.

Work in this standardization field can be characterized by being "practice-driven", i.e. over the past years there was a continuous feed-back starting from the specification work, via implementations in the field, via gaining operational experience with the customers, and looping back to re-specifications.

Figure 6 shows the functional model achieved today, after several steps of refinement, as the stable platform for CSTA architecture, CSTA services, and underlying CSTA protocols.

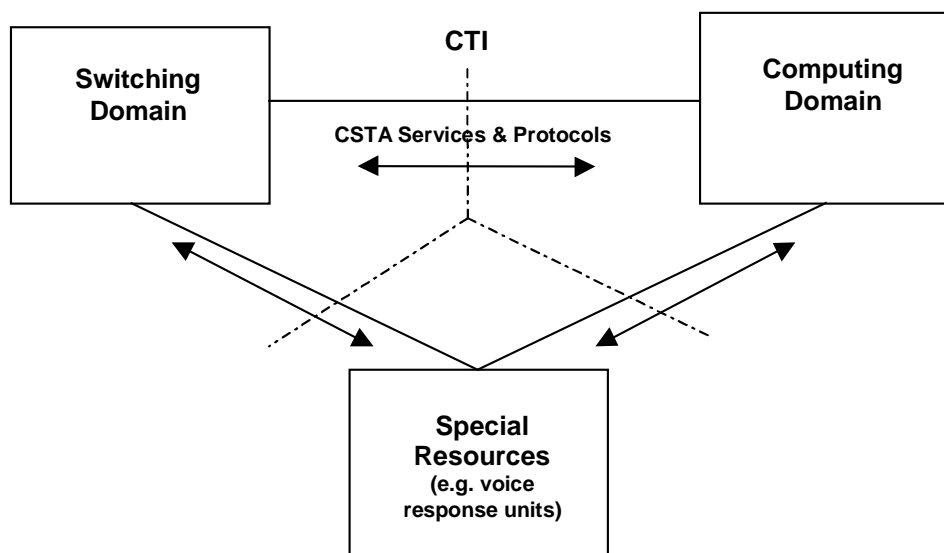


Figure 6: CSTA Functional Model

In addition to the two base functional groups "switching" and "computing", a third functional group has been introduced called "special resources". These functions can be implemented in the CN or in, or close by, the computing equipment. An example for these functions is a centralized voice response unit guiding a calling user through a menu of decision trees.

CSTA standardization work is now based on a stable road map and has been carried forward to the international standardization process in ISO/IEC JTC1.

The chairman of ECMA TC32/TG11 acts as contact person.

7.2.11 Other CN standardization areas of interest

Future work may encompass:

- the availability of applications offered on an internet/intranet to PISN users (in addition to the screenphone activities);
- backbone of PISN capabilities provided by non-circuit mode techniques such as Internet Protocol (IP), Frame Relay (FR) or Asynchronous Transfer Mode (ATM), e.g. QSIG over IP/FR/ATM;
- impact of teleworking on CN.

8 Objectives

The objective of the standardization plan is to get, in the context of corporate telecommunication networks, a complete overview of possible documents (European and international Standards and Technical Reports) covering all aspects of inter-operability between multi-vendor elements such as ISPBXs, computing devices, leased lines, public network capabilities such as VPN (including CENTREX), and interworking with relevant public networks services.

CN standardization planning has been set up at a time when ECMA worked co-operatively with CENELEC, which was based on a precursor plan (i.e. project M-IT-05). Numerous documents under the classical headers "Private Telecommunication Networks (PTN)" and, later during the co-operation with ETSI, under "Business Telecommunications" are already approved.

Since then the planning has been further developed continuously. Precursors of this document had been published as ETSI Technical Reports.

9 Justification

There is a strong market need for meeting requirements of corporations, end-users, CN managers, service providers (typically public network operators) and equipment suppliers, under their individual perspectives, for corporate telecommunication networks. In the modern economy world the globalization of corporative activities becomes more and more important. This is not only restricted to Europe, but is of world-wide significance.

Standardization in the CN field needs to ensure inter-connectivity and inter-operability between all CN elements and externally provided ("out-sourced") services, thereby taking account of international multi-vendorship in an international competitive environment.

10 Global context

Work related to CN standardization is also going on in organizations outside Europe, e.g. in ITU-T and in ISO/IEC JTC1. An overview of the most important subjects will be provided in the course of maintaining the EG. A first overview is given hereafter.

10.1 ITU-T

VPN activities have been taken up in SG11. They are focusing on the signalling aspects linked with the T+ reference point concept, see figure 2. The idea is to design a new protocol (called DSS1+) which is compatible with DSS1 and allows to distinguish between public ISDN and intra-VPN calls. For the latter the integrity of the corporate network signalling ("QSIG") information flows will be preserved.

SG16 has decided to base their Multi-Media specifications on QSIG.

10.2 ISO/IEC JTC1

Within the joint technical committee #1 of ISO and IEC, subcommittee SC6 is engaged in private network/corporate network standardization. A considerable number of European standards has been adopted as international standards, in many cases without substantial modifications.

The present document will be made available to ISO/IEC/JTC1/SC6.

10.3 Co-operation between ITU-T and JTC1

Co-operation has been established between ITU-T SG 11 and JTC1/SC6 on the specification of VPN.

10.4 Global Virtual Network Service (GVNS) Forum

The GVNS Forum promotes the standard of GVNS which is a global switched service supported by multiple (public) networks and which is offered to customers over PSTN and/or ISDN. While minimizing the need for dedicated network resources, GVNS provides private network functions to users at geographically dispersed (international) locations, ITU-T Recommendation F.16 [6], ITU-T Recommendation Q 85.6 [10] and ITU-T Recommendation Q 735.6 [7].

10.5 Electronic Industries Association (EIA), USA (formerly: TIA)

Liaison with EIA has been established in the area of CN transmission aspects. Work is proceeding to define a common set of definitions and terminology. The work may be extended to cover transmission planning for PBX networks and for Trans-Atlantic corporate networks.

10.6 Other standardization bodies

There are numerous national and regional standardization bodies around the world which specify partial aspects of CNs, mainly limited to data transmission. However, interest in voice communication is growing and needs to be carefully monitored.

11 Resource requirements

The following committees are considered to be involved in the European environment (ETSI and ECMA):

ETSI TC/EP & ECMA TC	STC or TG
CNS (NA/SPS)	NA2, NA6, ECTM SPS1, SPS3, SPS5
TM	
ECMA TC32	TG11, TG13, TG14, TG15, TG16, TG17
HF	HF1
STQ	
TIPHON	
UMTS	

Annex A (informative): CN Taxonomy

The following tables show excerpts of the full taxonomy which is kept as a stand alone document.

Table A.1 shows a sample of the taxonomy data base.

The twigs of the taxonomy tree are logically structured in an open-ended way, i.e. any twig can be split into as many sub-twigs as necessary should new findings require so.

The Type column indicates whether a twig is actually a branch (Headline of subsequent sub-divisions) or should result in a Report or in a Standard.

The @ in the Committee column indicates either:

- that at the respective level of the branch no definite allocation to a committee can be made; or
- that (as in 1.1.3.2) "foreign" standards can be used outside the control of ECMA (in ITU-T in this particular case).

Table A.1: Sample of the taxonomy data base

Clause Subject		Committee	PM Remarks	Type	ECMA-WI	ECMA Doc
0	General	TC32		H		
0.1	Taxonomy Document on possible CN Standards	TC32	In Progress	R		
1	Connection-oriented portinon (PISN)	@		H		
1.1	General	@		H		
1.1.2	PISN Glossary of Terms	TG13	Completed	S		
1.1.3	Guidelines and Methods	@		H		
1.1.3.1	Methods for the Specification of Basic Services and Supplementary Services	TG13	Completed	S	32-11	134
1.1.3.2	CCITT/ITU-T Recs. and other standards applicable for PISNs	TG13	No Stand. req.	S		
1.1.3.3	Code of practice for network planning	STQ	Completed	R		?
1.1.3.4	Application of Quality of Standards criteria to CN	TC32	No Stand. req.			
1.1.4	Functional requirements	TG13		H		
1.1.4.1	General principles and service aspects	TG13	Completed	R		TR/57 [8]
1.2	Services	TG14		H		
1.2.1	Stage 1 (Description)	TG14		H		
1.2.1.1	Basic Services	TG14		H		
1.2.1.1.1	Bearer services	TG14		H		
1.2.1.1.1.1	Circuit-mode 64 kbit/s unrestricted	TG14	Completed	S	13-01	142
1.2.1.1.1.2	Circuit-mode 64 kbit/s unrestricted with tones and announcements (T/A)	TG14				?
1.2.1.1.1.3	Circuit-mode 3,1 kHz audio	TG14	Completed	S	13-01	142
1.2.1.1.1.4	Circuit-mode speech	TG14	Completed	S	13-01	142
1.2.1.1.1.5	Multi-rate bearer service	TG14	Completed	S		
1.2.1.1.1.6	Packet mode	TG14	No Market			
1.2.1.1.1.7	Frame mode	TG14	No market			
1.2.1.1.1.8	Cell mode (ATM)	TG15	No Stand. req.			
1.2.1.1.1.9	Broadband circuit mode (B-BC-SD)	TG15	Completed	S		261
1.2.1.1.2	Teleservices	TG14		H		
1.2.1.1.2.1	7 kHz telephony	TG14	No Stand. req.			
1.2.1.1.2.2	Videotelephony	TG14	No Stand. req.			
1.2.1.2	Supplementary Services, Overview Document	TG14	Completed	R	13-09	TR/60 [9]
1.2.1.2.	Number Identification services (IS-SD)	TG14	Completed	S	13-02	148
1.2.1.2.2	Name Identification services (NA-SD)	TG14	Completed	S	13-04	163
1.2.1.2.3	Call Forwarding (CF-SD)	TG14	Completed	S	13-05	173
1.2.1.2.4	Call Transfer (CT-SD)	TG14	Completed	S	13-07	177
1.2.1.2.5	Call Priority Interruption (CPI-SD)	TG14	Completed	S		263
1.2.1.2.6	Call Completion CCBS/CCNR (CC-SD)	TG14	Completed	S	13-11	185
1.2.1.2.7	Do Not Disturb (Override)(DND(O)-SD)	TG14	Completed	S	13-16	193
1.2.1.2.8	Call Offer (CO-SD)	TG14	Completed	S	13-14	191
1.2.1.2.9	Call Intrusion (CI-SD)	TG14	Completed	S	13-15	202
1.2.1.2.10	Advice of Charge (AOC-SD)	TG14	Completed	S	13-13	211
1.2.1.2.11	Conference CONF	TG14		H		
1.2.1.2.11.1	Add-ON conference	TG14	No Stand. req.	S		
1.2.1.2.11.2	Meet-Me conference	TG14	No Stand. req.	S		
1.2.1.2.12	In-Call Modification IM (IM-SD)	TG14	No market	S	13-23	
1.2.1.2.13	User-to-user Signalling (UUS-SD)	TG14	No market	S	13-25	

Further data fields (not shown in table A.1) relate the taxonomy twigs to the achievements in ETSI and in ISO/IEC/JTC1.

Table A.2 shows, in a condensed format, the overview of the CN standardization area. The key for the Committee column is as for table A.1.

Table A.2: Taxonomy Overview

Clause	Subject	Committee
0	General	TC32
0.1	Taxonomy Document on possible CN Standards	TC32
1	Connection-oriented portinon (PISN)	@
1.1	General	@
1.1.2	PISN Glossary of Terms	TG13
1.1.3	Guidelines and Methods	@
1.1.4	Functional requirements	TG13
1.2	Services	TG14
1.2.1	Stage 1 (Description)	TG14
1.2.2	Stage 2 (Functional Model and Information Flows)	TG14
1.3	User-Network Interfaces (S Reference Point, Signalling Issues)	TG14
1.3.1	Layer 1	TG14
1.3.2	Layer 2	TG14
1.3.3	Layer 3	TG14
1.4	Intra-PISN Interfaces (Q Reference Point, Signalling Issues)	TG14
1.4.1	Layer 2	TG14
1.4.2	Layer 3 protocols	TG14
1.5	Inter-Network Interfaces	@
1.5.1	PISN --- Public ISDN (T Reference Point; Signalling aspects)	@
1.6	End-to-End Protocols	@
1.6.1	Channel aggregation	@
1.7	Network Aspects	@
1.7.1	Architecture	TG13
1.7.2	Network scenarios	TG13
1.7.3	PINX Functions to handle specific Scenarios	TG13
1.7.4	B-PISN Architecture	TG15
1.7.6	Open Network Provisions for PISNs	STQ
1.7.7	Network capabilities	@
1.7.8	Numbering, addressing and routeing	TG13
1.7.9	VPN, 64 kbit/s ISDN-based	TG13
1.8	Mobility architecture	TG14
1.8.1	General Principles	TG14
1.8.2	CN Support of Universal Personal Telecommunications (UPT)	TG14
1.9	Teleworking	@
1.9.1	Principles	@
1.10	High Speed/LAN	TG13
1.10.1	General	TG13
1.11	CN Network Management	TG12
1.11.1	General	TG12
1.11.2	Management Services	TG12
1.11.3	Management Protocols	TG12
1.11.4	Real Parts	TG12
1.11.5	Outsourced Parts	TG12
1.11.6	Security	TG12
1.12	CN Performance	STQ
1.12.1	General	STQ
1.12.2	Performance of the VPN	STQ
1.12.3	Overall Performance	STQ
1.12.4	Portion boundaries, reference connections and reference events	STQ
1.13	CN Human Factor Aspects (HF)	@
1.13.1	Man Machine Interface (MMI)	@
1.13.2	Audible and Visible Indications	@
1.14	Demonstration of Interoperability (Testing)	@
1.14.1	Formal (conformance) Testing	@
1.14.2	Interoperability Testing (T reference point)	SPS5
1.15	Method for interworking between computer and switching applications (CSTA)	TG11

Clause Subject		Committee
1.15.1	General	TG11
1.15.2	Services for CSTA	TG11
1.15.3	Protocols for CSTA	TG11
1.15.4	Application programming interface	TG11
1.15.5	Management	TG11
1.16	PISN IN	@
1.16.1	Architecture	@
1.18	CN Multimedia	TG13
1.18.1	General	TG13
1.19	Screen Phone Terminal Applications	TG16
1.19.1	General	TG16
1.19.2	Architecture	TG16
1.19.3	Protocols	TG16
1.19.4	Security	TG16
1.19.5	Multiple usage aspects	TG16
2	Connectionless portion (Intranet)	@
2.5	Internetwork Interface (PISN---Intranet)	@
2.5.1	Interoperability B-PISN < > Intranet	@
2.7.1	Architecture	TG13
2.7.8	Addressing	TG13
2.15	CSTA call control in IP networks	TG11

Annex B (informative): Circular Letter 1053 on private network standardization

Summary.

ETSI has signed contracts with external bodies with regard to its responsibility on private network standardization.

It is necessary that the existence of these contracts and their impact on the daily work in ETSI are made aware to ETSI officials (TC Chairmen, STC Chairmen, etc.) and member delegates, since these contracts bind the whole of ETSI with this regard.

It is also necessary that ETSI officials and member delegates **respect these contracts in all their ETSI activities**.

B.1 Contracts

These contracts are:

- ETSI committed to accept Bons de Commande IT-74 to IT-77;
- the settlement of the Private Telecommunications Network Field between CENELEC, ETSI and ECMA (1991.01.16);
- the Agreement on Co-operation in the Work Activity for Standardization in the Field of Telecommunications (1991.04.26/1991.05.02), between ETSI and ECMA establishing JEEC, a decisive joint ECMA/ETSI committee;
- the JEEC decisions;
- liaison with ISO/IEC JTC1;
- agreement between ETSI and CEN on the conversion of International Standards produced by JTC1/SC6/WG6 into ETSS.

B.1.1 Bons de Commande

The Bons de Commande cover private networks and their components, and define:

- private networks can consist of PABXs and/or private network services offered by the public telecommunication networks;
- this includes subjects like VPN and CENTREX.

The Bons de Commande require the production of standards for:

- private network architecture, numbering, routing, methodology;
- basic and supplementary private network services, down to protocol level at the terminal interface and at the interface between PINXs;
- interworking of services with those of public networks and vice versa;
- performance within private networks and for overall-connections passing through public and private networks.

ETSI committed on the Bons de Commande at ITSTC.

B.1.2 The settlement of the Private Telecommunications Network field between CENELEC, ETSI and ECMA

This contract endorses the above commitment according to subclause B.1.1 binding to ETSI. In particular, it puts an onus on **all** TCs to take care of interworking with private networks.

B.1.3 The co-operation agreement between ETSI and ECMA

Within the framework of subclause B.1.2, ETSI stepped into the co-operation agreement which ECMA had with CENELEC. This required that the allocation of work between ETSI and ECMA be under the control of a common parity committee. As a consequence the Joint ECMA/ETSI Committee (JEEC) has been founded. JEEC's work includes, but is not limited to, partitioning of standardization work between ECMA and ETSI.

B.1.4 JEEC Decisions

In principle, JEEC decisions are binding for ETSI and ECMA. Exceptionally, there may be the need for ratification by the ETSI TA and by the ECMA GA.

B.1.5 Liaison with JTC1

ETSI has applied for a liaison with JTC1, the main reason being that ETSI can use JTC1's so called fast track procedure to forward ETSs to be endorsed as International Standards. In order to avoid arguments at international level whether Europe would deserve a single vote only rather than multiple national votes, the fast track procedure shall only be used in very exceptional cases. Since ECMA committed to provide its long standing experience on this subject to JEEC, JEEC has decided that any fast track intention be approved by JEEC before it is actually initiated.

B.1.6 Conversion of International Standards produced by JTC1/SC6/WG6 into ETSs or ENs

In Europe the regular mirror body for JTC1/SC6/WG6 is CENELEC. However, aligned with the contract under subclause B.1.2 above, CENELEC has delegated this role to ETSI for the SC6/WG6 part of JTC1. ETSI has, in so far, stepped into the CENELEC/JTC1 arrangements. These require that International Standards developed by SC6/WG6 be converted by ETSI into European Standards, i.e. ETSs or ENs.

B.2 CN Standardization situation in ETSI

Based on 5 years experience in the standardization of private networks/corporate networks in ETSI, a number of problems have been encountered. As the objective of the present document is to draw the attention mainly to the contractors part as mentioned in clause 1, not detailed cases are referred to here.

B.3 Measures to be taken

It is proposed that the following measures be taken:

- 1) the present document shall be distributed by the TC Chairmen through the mailing lists of their TCs and STCs, together with the urgent request that the TC and STC members have to respect the ETSI external and internal contracts for all their ETSI related activities;
- 2) any activities infringing the contracts ETSI has signed are to be abandoned. If members indicate that they cannot adhere to the contracts, the ETSI Officials are obliged to bring the case up to the TCC Chairman.

Annex C (informative): Bon de Commande BC-T-326: Standardization Mandate forwarded to CEN/CENELEC/ETSI in the field of information technology and telecommunications

EUROPEAN COMMISSION

DIRECTORATE-GENERAL III

INDUSTRY

Legislation and standardization and telematic networks

Standardization

Brussels, 8 March 1995

KHL/uk/5320-003

DGIII/B/2

M/92

SOGT 94/65.2

SOGITS N 797.2

BC-T-326

DRAFT STANDARDIZATION MANDATE FORWARDED TO CEN/CENELEC/ETSI IN THE FIELD OF INFORMATION TECHNOLOGY AND TELECOMMUNICATIONS

TITLE

Corporate telecommunication Network standardization

PURPOSE

The purpose of this mandate is the establishment of voluntary European Standards covering the elements involved in Corporate telecommunication Networks. These elements include, inter alia, Telecommunication Terminals, Leased Lines, Public Network Services such as Centrex, Virtual Private Networks and Switched Network Infrastructures. The interoperability between private and public domains for the purpose of Corporate telecommunication Networks should also be covered by the standards and the standards should include specifications as to how interoperability of elements conforming to the above standards can be demonstrated.

JUSTIFICATION

This mandate derives from the need to ensure that standards permit the widest possible range of customer facilities in the construction of Corporate telecommunication Networks. This need is clearly spelt out in the Action Plan contained in "Europe and the global information society. Recommendations to the European Council" (The Bangemann Report) under the subclause: "**Interconnection and Interoperability**".

There is a need to develop further standards in this area due to the various interest groups involved: network operators, terminal equipment manufacturers and end users. It should be noted that standards involved in this area can straddle both Mandatory and Voluntary regimes and Corporate telecommunication Networks are often world-wide.

ETSI has recognized the importance of this area, which is covered by several Standardization Work Areas. To that effect a mandate, BC-T-245, was launched by the commission to support the conformance testing activities in this area. Under mandate BC-IT-74 - 77 some of the standards for interworking between private and public services have been developed (QSIG etc.).

In order to ensure the timely development of standardization a project management approach is applied to Corporate telecommunication Network standardization.

ORDER

This mandate constitutes in two parts to be implemented consecutively. The first part requires the preparation of an ETSI Technical Report (ETR) with a proposal for a work programme in the area of Corporate telecommunication Network standardization. The second part, based on the options and possibilities identified in the ETR shall require the establishment of European Standards covering elements involved in Corporate telecommunication Networks, and the specifications on how interoperability of the elements conforming to the above standards can be demonstrated.

RECOMMENDATIONS

The need for end users, special interest groups such as the IPNS Forum and industry associations like ECMA should be taken into account. Similarly, the experience of test laboratories and Notified Bodies is vital to the specifications on interoperability demonstration.

PROPOSED SCHEDULE

December 1995	Adoption of ETR
December 1996	Adoption of ETS(s)

ALIGNMENT WITH OTHER INTERNATIONAL WORK

Proposals for Corporate telecommunication Network standardization shall be based on existing standards. In particular, account shall be taken of relevant work done in ETSI/CEN/CENELEC. As Corporate networking is of inter-regional interest alignment with equivalent activities in other regions, the ITU and in ISO/IEC should be ensured.

STANDSTILL

For the terms of Article 7 of the Directive 83/189/EEC, the standstill applies for the standards developed under this mandate.

PUBLICATION IN THE OFFICIAL JOURNAL

A title and summary in the 9 languages of the Community is required.

Bibliography

The following material, though not specifically referenced in the body of the present document (or not publicly available), gives supporting information.

- ITAEG-T M-IT-05.
- Settlement of the Private Telecommunication Network Field between CENELEC, ETSI and ECMA (16.1.1991).
- The Agreement on Co-operation in the work activity for standardization in the field of telecommunications (6.10.1995), between ETSI and ECMA, establishing JEEC.
- Agreement between ETSI and CEN on the conversion of International Standards produced by JTC1/SC6/WG6 into ETSs.
- SRC4 Report of Strategic Review Committee on Public Networks.
- SRC5 Report of Strategic Review Committee on Corporate Telecommunications Networks.
- SRC6 Report of Strategic Review Committee on the European Information Infrastructure.
- Circular Letter 1053 with attachment: "Private Network Standardization". The attachment is reproduced as annex C to the present document.
- ETR 076: "Integrated Services Digital Network (ISDN); Standards guide".
- EG 201 050: "Corporate telecommunication Networks (CN); Overall transmission planning for telephony on a Corporate Network".
- Instruction D93080A.WFW: "Project Oriented Management of Standardization" (ETSI/TA18(93)32).
- Bons de Commande BC-IT 74 to 77: SOGITS Working Document No. 243.1, Brussels, 2.8.1988.
- Bon de Commande BC-T-326: This document is reproduced as annex C.

History

Document history		
V1.2.1	January 1998	Publication
V1.3.1	October 1999	Membership Approval Procedure MV 9952: 1999-10-26 to 1999-12-24