

ETSI EN 302 217-4-2 V1.1.3 (2004-12)

Candidate Harmonized European Standard (Telecommunications series)

**Fixed Radio Systems;
Characteristics and requirements
for point-to-point equipment and antennas;
Part 4-2: Harmonized EN covering essential requirements
of Article 3.2 of R&TTE Directive for antennas**



Reference

DEN/TM-04131-4-2

Keywords

antenna, DFRS, DRRS, FWA, point-to-point,
radio, regulation, transmission

ETSI

650 Route des Lucioles
F-06921 Sophia Antipolis Cedex - FRANCE

Tel.: +33 4 92 94 42 00 Fax: +33 4 93 65 47 16

Siret N° 348 623 562 00017 - NAF 742 C
Association à but non lucratif enregistrée à la
Sous-Préfecture de Grasse (06) N° 7803/88

Important notice

Individual copies of the present document can be downloaded from:

<http://www.etsi.org>

The present document may be made available in more than one electronic version or in print. In any case of existing or perceived difference in contents between such versions, the reference version is the Portable Document Format (PDF). In case of dispute, the reference shall be the printing on ETSI printers of the PDF version kept on a specific network drive within ETSI Secretariat.

Users of the present document should be aware that the document may be subject to revision or change of status. Information on the current status of this and other ETSI documents is available at

<http://portal.etsi.org/tb/status/status.asp>

If you find errors in the present document, please send your comment to one of the following services:

http://portal.etsi.org/chaicor/ETSI_support.asp

Copyright Notification

No part may be reproduced except as authorized by written permission.
The copyright and the foregoing restriction extend to reproduction in all media.

© European Telecommunications Standards Institute 2004.
All rights reserved.

DECT™, **PLUGTESTS™** and **UMTS™** are Trade Marks of ETSI registered for the benefit of its Members.
TIPHON™ and the **TIPHON logo** are Trade Marks currently being registered by ETSI for the benefit of its Members.
3GPP™ is a Trade Mark of ETSI registered for the benefit of its Members and of the 3GPP Organizational Partners.

Contents

Intellectual Property Rights	4
Foreword.....	4
Introduction	5
1 Scope	7
2 References	8
3 Definitions, symbols and abbreviations	8
3.1 Definitions	8
3.2 Symbols.....	8
3.3 Abbreviations	8
4 Technical requirements specifications	8
4.1 Environmental profile.....	9
4.2 Radiation Pattern Envelope (RPE).....	9
4.2.1 Frequency range 0: 1 GHz to 3 GHz	9
4.2.2 Frequency range 1: 3 GHz to 14 GHz	13
4.2.3 Frequency range 2: 14 GHz to 20 GHz.....	15
4.2.4 Frequency range 3: 20 GHz to 24 GHz.....	17
4.2.5 Frequency range 4: 24 GHz to 30 GHz.....	19
4.2.6 Frequency range 5: 30 GHz to 47 GHz.....	21
4.2.7 Frequency range 6: 47 GHz to 60 GHz.....	24
4.3 Cross-Polar Discrimination (XPD).....	26
4.3.1 Frequency range 1 GHz to 3 GHz.....	26
4.3.2 Frequency range 3 GHz to 60 GHz.....	27
4.4 Antenna gain	28
5 Testing for compliance with technical requirements.....	28
5.1 Environmental conditions for testing	28
5.2 Wide radio-frequency band covering antennas specification and tests	29
5.3 Essential antenna test suites.....	29
Annex A (normative): The EN Requirements Table (EN-RT)	30
Annex B (informative): Bibliography.....	31
Annex C (informative): The EN title in the official languages	32
History	33

Intellectual Property Rights

IPRs essential or potentially essential to the present document may have been declared to ETSI. The information pertaining to these essential IPRs, if any, is publicly available for **ETSI members and non-members**, and can be found in ETSI SR 000 314: *"Intellectual Property Rights (IPRs); Essential, or potentially Essential, IPRs notified to ETSI in respect of ETSI standards"*, which is available from the ETSI Secretariat. Latest updates are available on the ETSI Web server (<http://webapp.etsi.org/IPR/home.asp>).

Pursuant to the ETSI IPR Policy, no investigation, including IPR searches, has been carried out by ETSI. No guarantee can be given as to the existence of other IPRs not referenced in ETSI SR 000 314 (or the updates on the ETSI Web server) which are, or may be, or may become, essential to the present document.

Foreword

This Candidate Harmonized European Standard (Telecommunications series) has been produced by ETSI Technical Committee Transmission and Multiplexing (TM).

The present document has been produced by ETSI in response to a mandate from the European Commission issued under Council Directive 98/34/EC laying down a procedure for the provision of information in the field of technical standards and regulations.

The present document is intended to become a Harmonized Standard, the reference of which will be published in the Official Journal of the European Communities referencing the Directive 1999/5/EC [1] of the European Parliament and of the Council of 9 March 1999 on radio equipment and telecommunications terminal equipment and the mutual recognition of their conformity ("the R&TTE Directive").

The present document is part 4-2, of a multi-part deliverable covering the Fixed Radio Systems; Characteristics and requirements for point-to-point equipment and antennas, as identified below:

- Part 1: "Overview and system-independent common characteristics";
- Part 2-1: "System-dependent requirements for digital systems operating in frequency bands where frequency co-ordination is applied";
- Part 2-2: "Harmonized EN covering essential requirements of Article 3.2 of R&TTE Directive for digital systems operating in frequency bands where frequency co-ordination is applied";
- Part 3: "Harmonized EN covering essential requirements of Article 3.2 of R&TTE Directive for equipment operating in frequency bands where no frequency co-ordination is applied";
- Part 4-1: "System-dependent requirements for antennas";
- Part 4-2: "Harmonized EN covering essential requirements of Article 3.2 of R&TTE Directive for antennas".**

The present document, with EN 302 217-2-2 (see bibliography) and EN 302 217-3 (see bibliography) intend to replace and supersede the harmonized EN 301 751 (see bibliography) for all P-P equipment and antennas.

National transposition dates	
Date of adoption of this EN:	19 November 2004
Date of latest announcement of this EN (doa):	28 February 2005
Date of latest publication of new National Standard or endorsement of this EN (dop/e):	31 August 2005
Date of withdrawal of any conflicting National Standard (dow):	28 February 2007

Introduction

The present document is part of a set of standards designed to fit in a modular structure to cover all radio and telecommunications terminal equipment under the R&TTE Directive [1]. Each standard is a module in the structure. The modular structure is shown in figure 1.

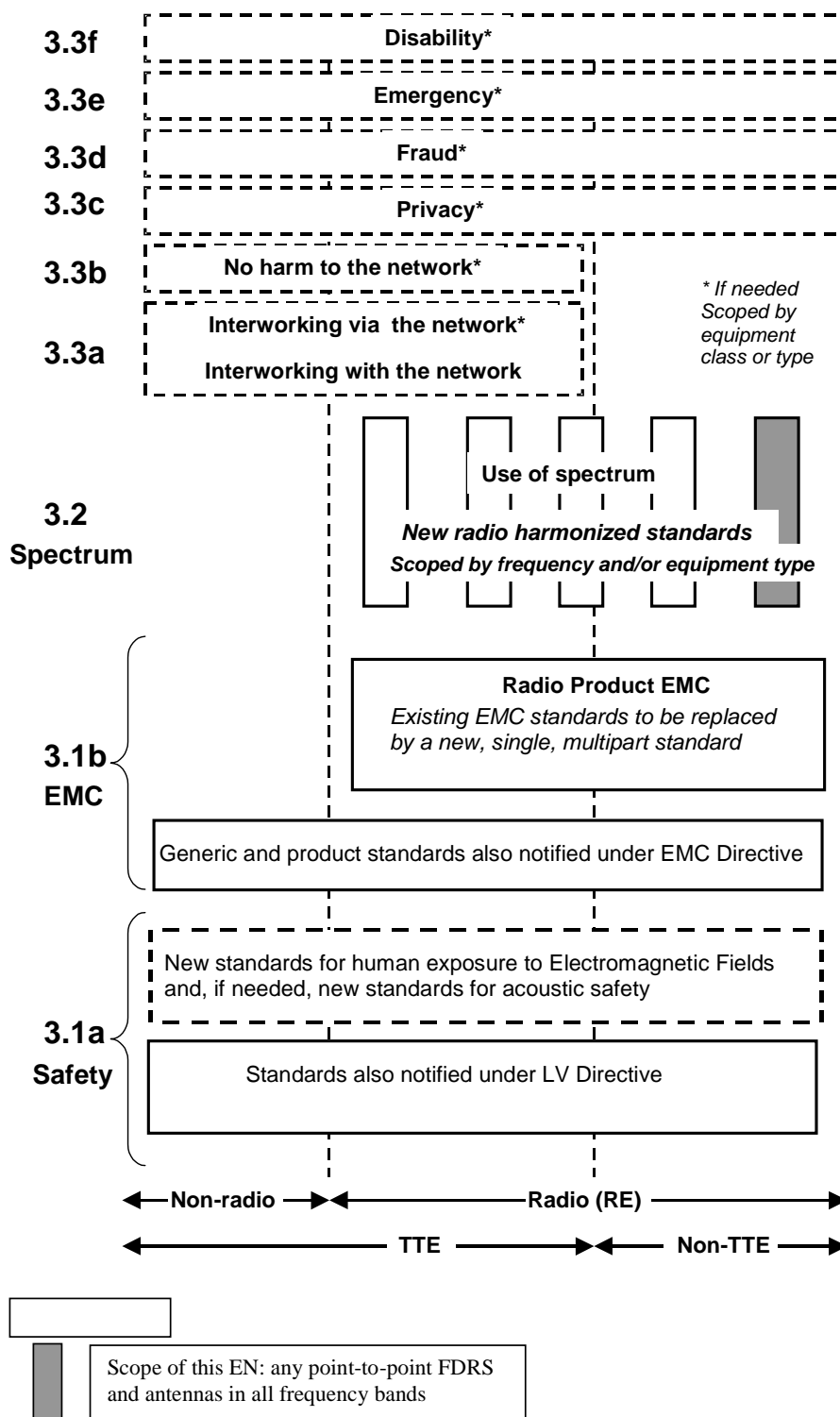


Figure 1: Modular structure for the various standards used under the R&TTE Directive

The left hand edge of figure 1 shows the different clauses of article 3 of the R&TTE Directive [1].

For article 3.3 various horizontal boxes are shown. Dotted lines indicate that at the time of publication of the present document essential requirements in these areas have to be adopted by the Commission. If such essential requirements are adopted and as far and as long as they are applicable, they will justify individual standards whose scope is likely to be specified by function or interface type.

The vertical boxes show the standards under article 3.2 for the use of the radio spectrum by radio equipment. The scopes of these standards are specified either by frequency (normally in the case where frequency bands are harmonized) or by radio equipment type.

For article 3.1b the diagram shows EN 301 489 (see bibliography), the multi-part product EMC standard for radio used under the EMC Directive 89/336/EEC (see bibliography).

NOTE: For Fixed Radio Systems, EN 301 489-1 and EN 301 489-4 (see bibliography) are relevant.

For article 3.1a, figure 1 shows the existing safety standards currently used under the LV Directive 73/23/EEC (see bibliography) and new standards covering human exposure to electromagnetic fields. New standards covering acoustic safety may also be required.

The bottom of figure 1 shows the relationship of the standards to radio equipment and telecommunications terminal equipment. A particular item of equipment may be radio equipment, telecommunications terminal equipment or both. A radio spectrum standard will apply if it is radio equipment. An article 3.3 standard will apply as well only if the relevant essential requirement under the R&TTE Directive [1] is adopted by the Commission and if the equipment in question is covered by the scope of the corresponding standard. Thus, depending on the nature of the equipment, the essential requirements under the R&TTE Directive [1] may be covered in a set of standards.

The modularity principle has been taken because:

- It minimizes the number of standards needed. Because equipment may, in fact, have multiple interfaces and functions. It is not practicable to produce a single standard for each possible combination of functions that may occur in equipment.
- It provides scope for standards to be added:
 - under article 3.2 when new frequency bands are agreed; or
 - under article 3.3 should the Commission take the necessary decisionswithout requiring alteration of standards that are already published.
- It clarifies, simplifies and promotes the usage of Harmonized Standards as the relevant means of conformity assessment.

1 Scope

The present document is intended to cover the provisions of Directive 1999/5/EC (R&TTE Directive) [1] regarding article 3.2, which states that "[...] *radio equipment shall be so constructed that it effectively uses the spectrum allocated to terrestrial/space radio communications and orbital resources so as to avoid harmful interference*".

The present document with EN 302 217-2-2 (see bibliography) and EN 302 217-3 (see bibliography) intend to replace and supersede, after a suitable transition period, the harmonized EN 301 751 (see bibliography) for all P-P equipment and antennas.

Those documents introduces, for systems (equipment and antennas) already covered by EN 301 751 (see bibliography), equal, technically equivalent or less stringent requirements. Therefore, from a strictly technical point of view, it is expected that antennas, covered in the present document and already conforming to the previous EN 301 751 (see bibliography), would not need a new test report for re-assessment of essential requirements according this new EN 302 217 series (see notes); however, legal implications with respect to the declaration of conformity have not been considered, not being in the scope of the present document.

NOTE 1: Few antenna types of the lower classes, covered by EN 301 751, based on EN 300 631 and EN 300 833 (see these references in the bibliography), have not been carried over into the present document because no longer considered appropriate, from the system point of view, with the increasing demand of spectrum in ETSI Countries, and therefore no more suitable for essential requirements under article 3.2 of the R&TTE Directive [1] within the European Union. Nevertheless, recognizing that ETSI ENs have worldwide relevance, they are still found into EN 302 217-4-1 (see bibliography).

In addition to the present document, other ENs that specify technical requirements in respect of essential requirements under other parts of article 3 of the R&TTE Directive will apply to equipment within the scope of the present document.

NOTE 2: A list of such ENs is included on the web site <http://www.newapproach.org>.

In order to technically cover different market and network requirements, with an appropriate balance of performance to cost and effective and appropriate use of the radio spectrum, the present document, together with EN 302 217-2-2 (see bibliography), offers a number of system types and antennas alternatives, for selection by administrations, operators and manufacturers dependent on the desired use of the radio spectrum and network/market requirements; those options include:

- channel separation alternatives (as provided by the relevant CEPT Recommendation);
- spectral efficiency class alternatives (different complexity of modulation formats provided in radio equipment standards);
- antenna directivity class alternatives (for different network density requirement).

The present document is considered applicable to fixed radio systems products with integral antennas, for which all the technical requirements included in the present document, in EN 302 217-2-2 (see bibliography) and in EN 302 217-3 (see bibliography) apply; the present document applies, as well, to separate antenna products, to which only the relevant technical requirements apply. For more background information on the equipment and antenna parameters relevant to Article 3.2 of the R&TTE Directive see EG 201 399 (see bibliography) and TR 101 156 (see bibliography).

2 References

The following documents contain provisions which, through reference in this text, constitute provisions of the present document.

- References are either specific (identified by date of publication and/or edition number or version number) or non-specific.
- For a specific reference, subsequent revisions do not apply.
- For a non-specific reference, the latest version applies.

Referenced documents which are not found to be publicly available in the expected location might be found at <http://docbox.etsi.org/Reference>.

NOTE: With regard to ETSI ENs, the third digit of the version number is not considered essential for dated reference purposes because the ETSI Technical Working Procedures reserve this digit for editorially changed versions, thereby not affecting the technical parameters within versions with the same two initials digits. Here is reported the third digit of the latest version available at the time of the publication of the present document.

- [1] Directive 1999/5/EC of the European Parliament and of the Council of 9 March 1999 on radio equipment and telecommunications terminal equipment and the mutual recognition of their conformity. (R&TTE Directive).
- [2] ETSI EN 301 126-3-1 (V1.1.2): "Fixed Radio Systems; Conformance testing; Part 3-1: Point-to-Point antennas; Definitions, general requirements and test procedures".
- [3] ETSI EN 302 217-1 (V1.1.2): "Fixed Radio Systems; Characteristics and requirements for point-to-point equipment and antennas; Part 1: Overview and system-independent common characteristics".

3 Definitions, symbols and abbreviations

3.1 Definitions

For the purposes of the present document, the terms and definitions given in EN 302 217-1 [3] apply.

3.2 Symbols

For the purposes of the present document, the symbols given in EN 302 217-1 [3] apply.

3.3 Abbreviations

For the purposes of the present document, the abbreviations given in EN 302 217-1 [3] apply.

4 Technical requirements specifications

In the following clauses, electrical characteristics are given as function of specific classification of the antennas according to the principles referred to in EN 302 217-4-1 (see bibliography).

The antenna supplier shall state, for each antenna type, the frequency band of operation and antenna gain at least at the frequency band edges and at mid-band. An antenna, which employs a radome, shall meet the requirements of the present document with the radome in place. The antenna system shall radiate a linear (single or dual) polarized wave. In bands where frequency co-ordination is applied, single polarized antennas shall meet cross-polar RPE and XPD requirements also.

NOTE: In bands where frequency co-ordination is not applied, cross-polar RPE and XPD are not considered as essential requirements for R&TTE Directive [1] conformance, even if the antenna is actually dual polarized. Values given in the present document should be considered for reference purposes only. For definition of co-ordination in frequency bands, refer to definitions in EN 302 217-1 [3].

4.1 Environmental profile

The technical requirements of the present document apply with respect to the environmental profile for operation of the antenna or the equipment-antenna assembly (in case of systems with integral antenna), which shall be declared by the supplier. The antenna shall comply with all the technical requirements of the present document at all times when operating within the boundary limits of the declared operational environmental profile. For testing the compliance to technical requirements refer also to EN 301 126-3-1 [2] and clause 5 in the present document.

4.2 Radiation Pattern Envelope (RPE)

The present document defines only RPE which characteristics are considered suitable, within the European Community, and relevant to essential requirements under article 3.2 of the R&TTE Directive [1]; however, it is recognized that ETSI ENs have worldwide relevance and therefore, in other countries, there might be applications and low density radio networks that justify a different trade-off in terms of performance, size and cost. Therefore in EN 302 217-4-1 (see bibliography) other Class 1 antenna RPE are standardized for such purpose.

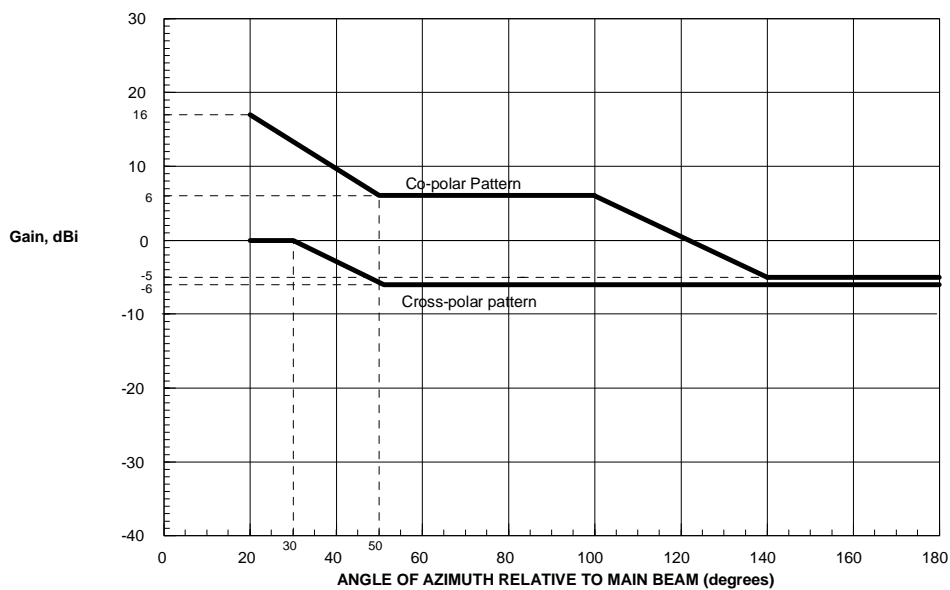
Not all classes of antennas defined in EN 302 217-4-1 (see bibliography) are presently represented by specific RPEs in the present document; missing RPEs are intended for future inclusion whenever the market might possibly require them. Table 1 provides for each frequency range an overview of the currently standardized antenna classes.

Table 1: Summary of RPE classes represented in the present document

Frequency range (GHz)	Antenna Radiation Pattern Envelope (RPE) class
1 to 3	1A, 1B, 1C, 2, 3
3 to 14	2, 3, 4
14 to 20	2, 3
20 to 24	2, 3
24 to 30	2, 3
30 to 47	2, 3A, 3B, 3C
47 to 60	2, 3A, 3B

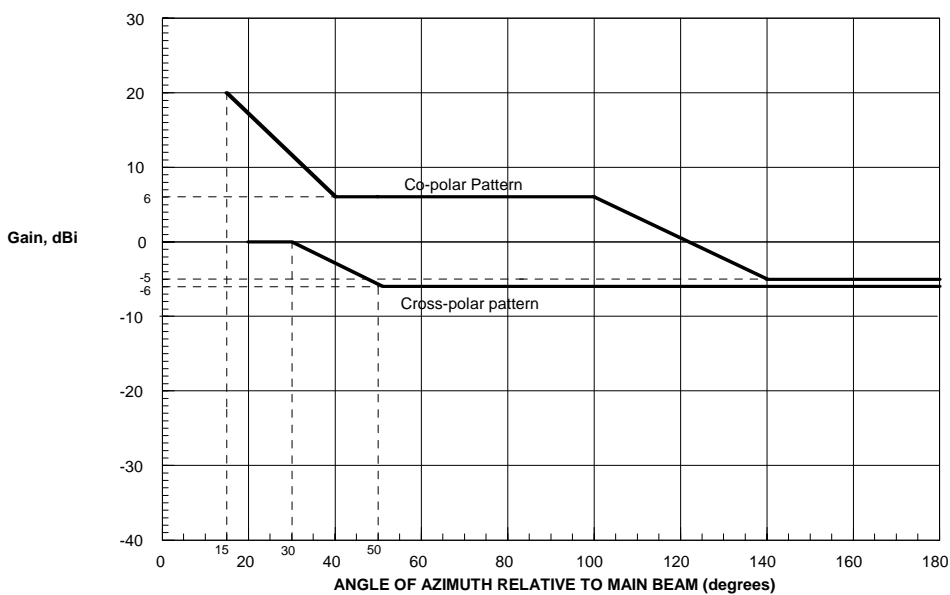
4.2.1 Frequency range 0: 1 GHz to 3 GHz

The choice of antenna depends on the application planned for this band, requirements of the operators and the responsible administration. Figures 2 to 7 give the RPEs for antenna classes 1, 2 and 3.



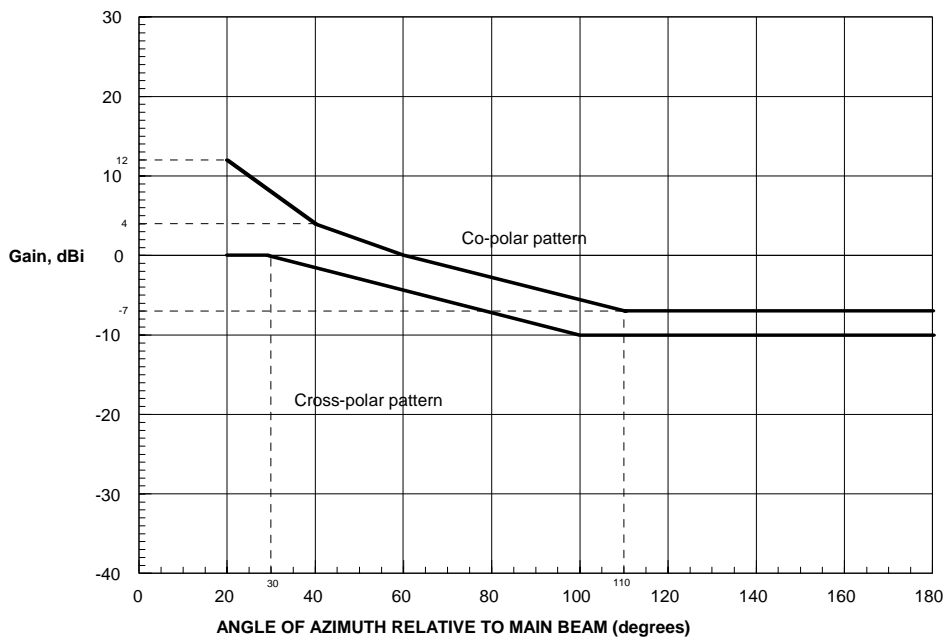
Angle (°)	Co-polar (dBi)	Angle (°)	Cross-polar (dBi)
20	16	20	0
50	6	30	0
100	6	50	-6
140	-5	180	-6
180	-5		

Figure 2: Class 1A antenna RPE (1 GHz to 3 GHz)



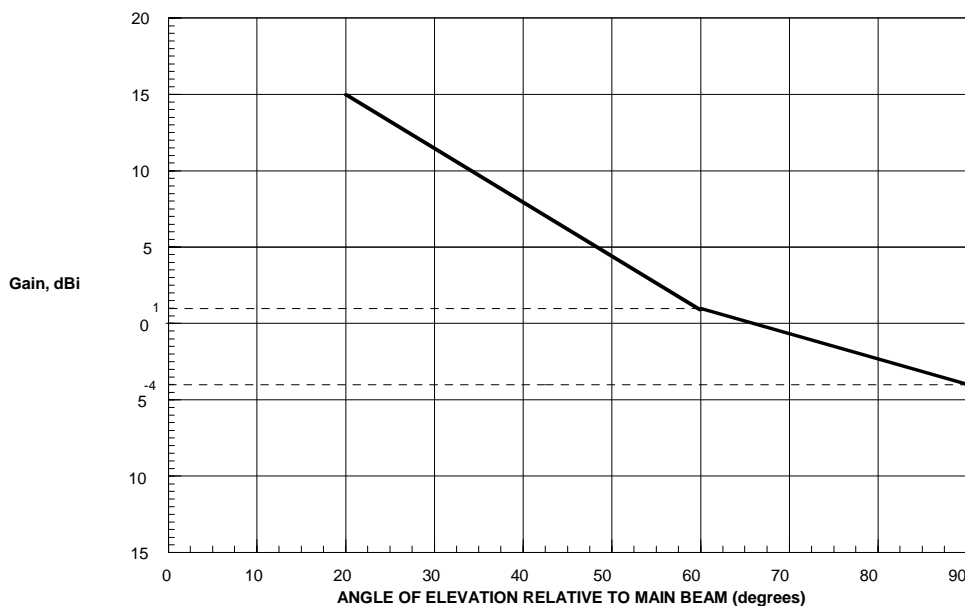
Angle (°)	Co-polar (dBi)	Angle (°)	Cross-polar (dBi)
15	20	20	0
40	6	30	0
100	6	50	-6
140	-5	180	-6
180	-5		

Figure 3: Class 1B antenna RPE (1 GHz to 3 GHz)



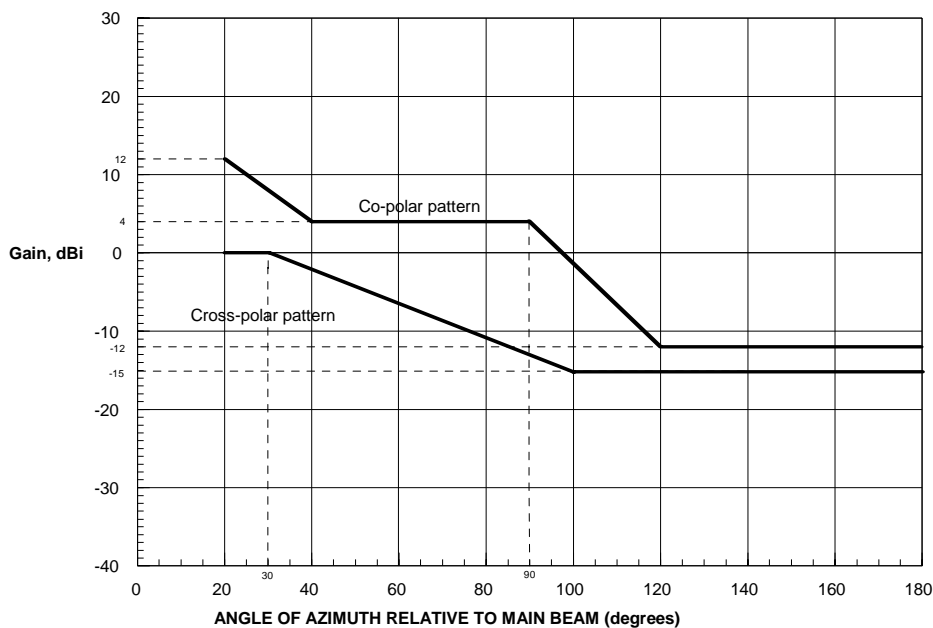
Azimuth angle (°)	Co-polar (dBi)	Azimuth Angle (°)	Cross-polar (dBi)
20	12	20	0
40	4	30	0
110	-7	100	-10
180	-7	180	-10

Figure 4: Class 1C antenna RPE (1 GHz to 3 GHz, azimuth plane)



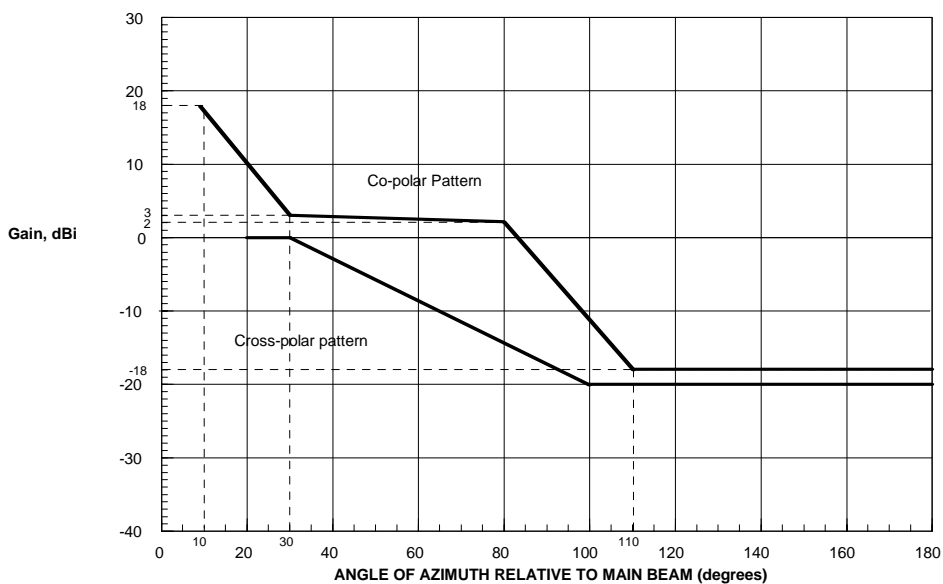
Elevation angle (°)	dBi
20	15
60	1
90	-4

Figure 5: Class 1C antennas RPE (1 GHz to 3 GHz, elevation plane)



Angle (°)	Co-polar (dBi)	Angle (°)	Cross-polar (dBi)
20	12	20	0
40	4	30	0
90	4	100	-15
120	-12	180	-15
180	-12		

Figure 6: Class 2 antenna RPE (1 GHz to 3 GHz)

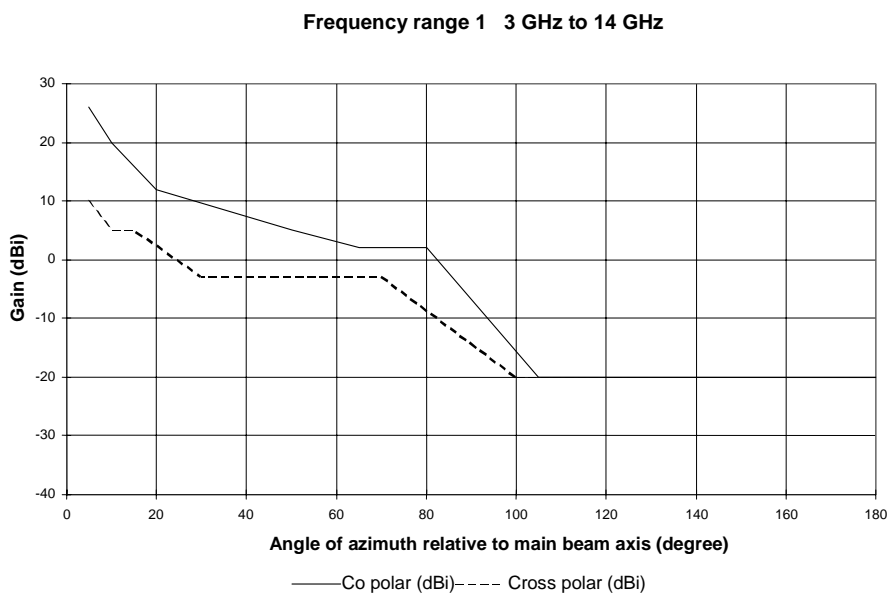


Angle (°)	Co-polar (dBi)	Angle (°)	Cross-polar (dBi)
10	18	20	0
30	3	30	0
80	2	100	-20
110	-18	180	-20
180	-18		

Figure 7: Class 3 antenna RPE (1 GHz to 3 GHz)

4.2.2 Frequency range 1: 3 GHz to 14 GHz

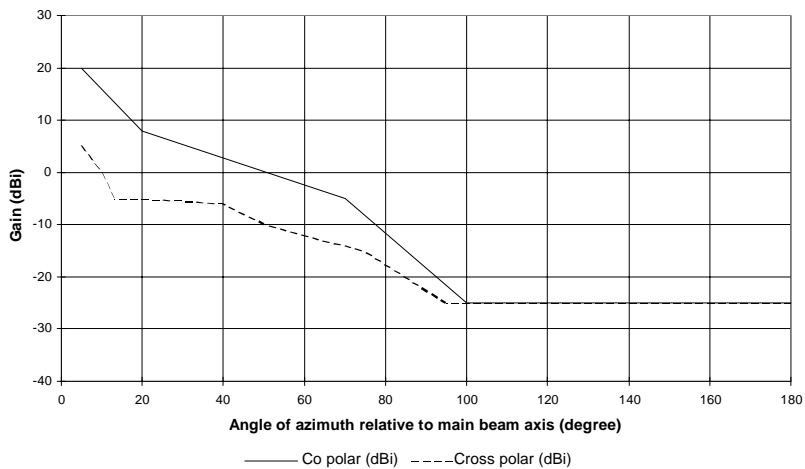
The choice of antenna depends on the application planned for this band, requirements of the operators and the responsible administration. Figures 8 to 10 give the RPEs for antenna classes 2, 3 and 4.



Angle (°)	Co-polar (dBi)	Angle (°)	Cross-polar (dBi)
5	26	5	10
10	20	10	5
20	12	15	5
50	5	30	-3
65	2	70	-3
80	2	100	-20
105	-20	180	-20
180	-20		

Figure 8: Class 2 antennas RPE (3 GHz to 14 GHz)

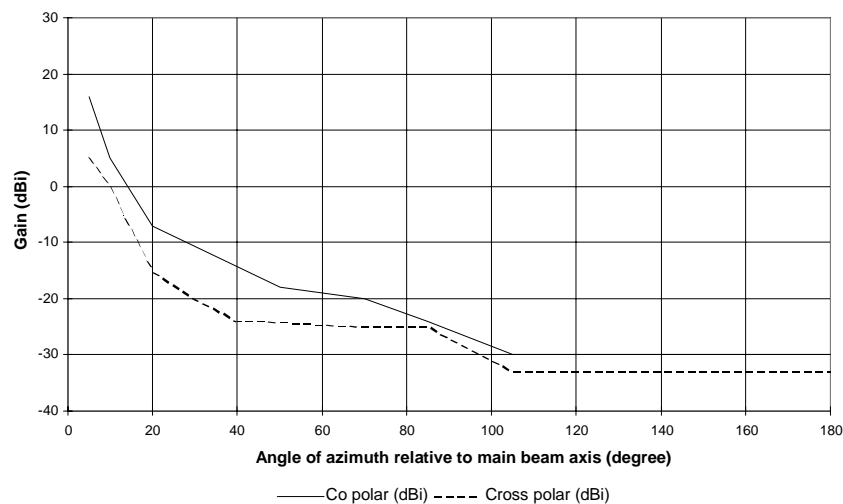
Frequency range 1 3 GHz - 14 GHz



Angle (°)	Co-polar (dBi)	Angle (°)	Cross-polar (dBi)
5	20	5	5
20	8	10	0
70	-5	13	-5
100	-25	20	-5
180	-25	40	-6
		50	-10
		75	-15
		95	-25
		180	-25

Figure 9: Class 3 antennas RPE (3 GHz to 14 GHz)

Frequency range 1 3 GHz - 14 GHz



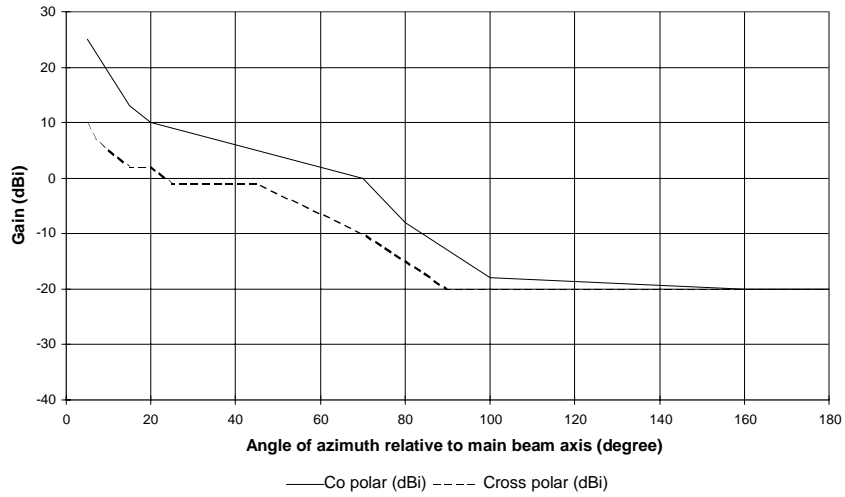
Angle (°)	Co-polar (dBi)	Angle (°)	Cross-polar (dBi)
5	16	5	5
10	5	10	0
20	-7	13	-5
50	-18	20	-15
70	-20	30	-20
85	-24	40	-24
105	-30	45	-24
180	-30	70	-25
		85	-25
		105	-33
		180	-33

Figure 10: Class 4 antennas RPE (3 GHz to 14 GHz)

4.2.3 Frequency range 2: 14 GHz to 20 GHz

The choice of antenna depends on the application planned for this band, requirements of the operators and the responsible administration. Figures 11 and 12 give the RPEs for antenna classes 2 and 3.

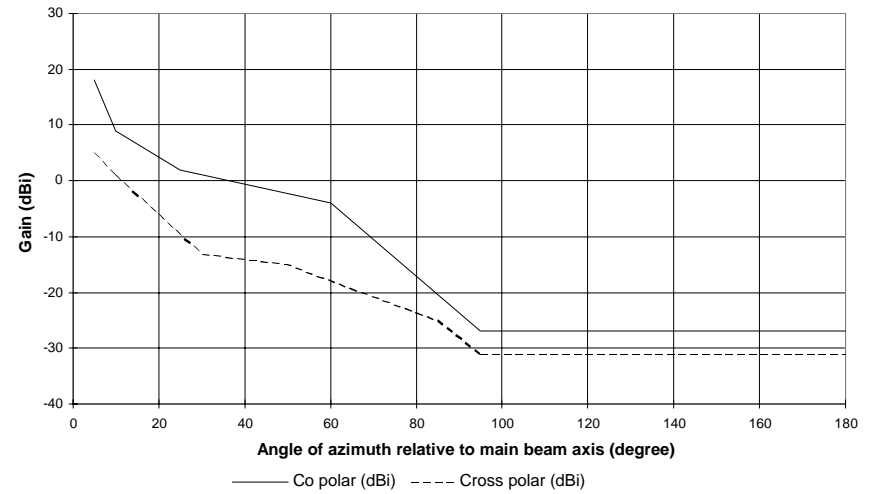
Frequency range 2 14 GHz - 20 GHz



Angle (°)	Co-polar (dBi)	Angle (°)	Cross-polar (dBi)
5	25	5	10
15	13	7	7
20	10	15	2
70	0	20	2
80	-8	25	-1
100	-18	45	-1
160	-20	70	-10
180	-20	90	-20
		180	-20

Figure 11: Class 2 antennas RPE (14 GHz to 20 GHz)

Frequency range 2 14 GHz - 20 GHz

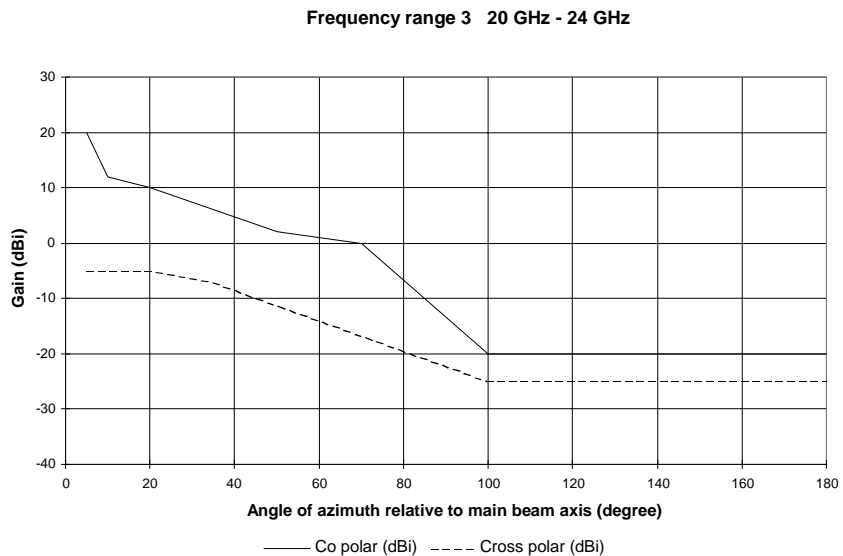


Angle (°)	Co-polar (dBi)	Angle (°)	Cross-polar (dBi)
5	18	5	5
10	9	10	1
25	2	30	-13
60	-4	50	-15
95	-27	85	-25
180	-27	95	-31
		180	-31

Figure 12: Class 3 antennas RPE (14 GHz to 20 GHz)

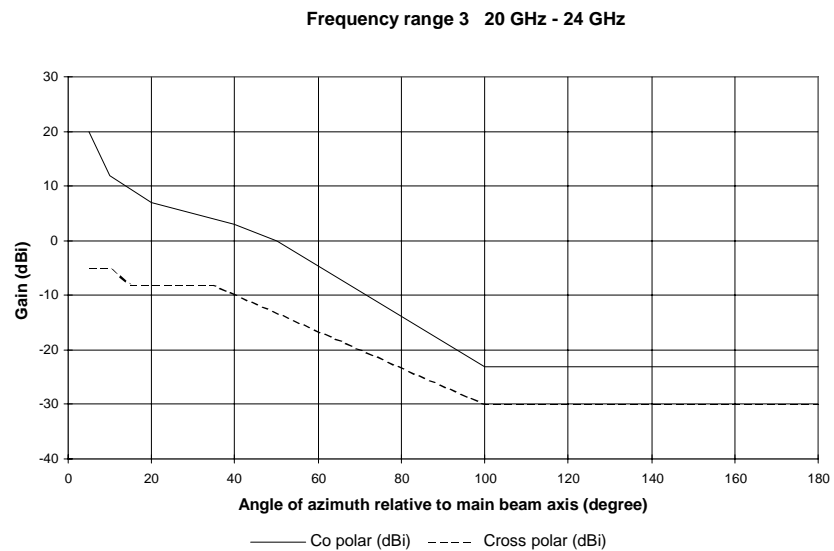
4.2.4 Frequency range 3: 20 GHz to 24 GHz

The choice of antenna depends on the application planned for this band, requirements of the operators and the responsible administration. Figures 13 and 14 give the RPEs for antenna classes 2 and 3.



Angle (°)	Co-polar (dBi)	Angle (°)	Cross-polar (dBi)
5	20	5	-5
10	12	20	-5
20	10	35	-7
50	2	100	-25
70	0	180	-25
100	-20		
180	-20		

Figure 13: Class 2 antennas RPE (20 GHz to 24 GHz)

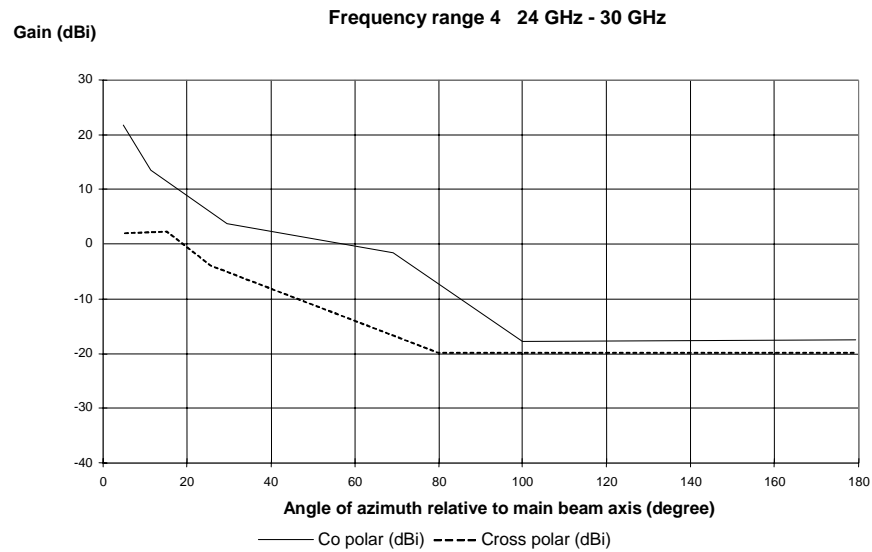


Angle (°)	Co-polar (dBi)	Angle (°)	Cross-polar (dBi)
5	20	5	-5
10	12	10	-5
20	7	15	-8
40	3	35	-8
50	0	100	-30
100	-23	180	-30
180	-23		

Figure 14: Class 3 antennas RPE (20 GHz to 24 GHz)

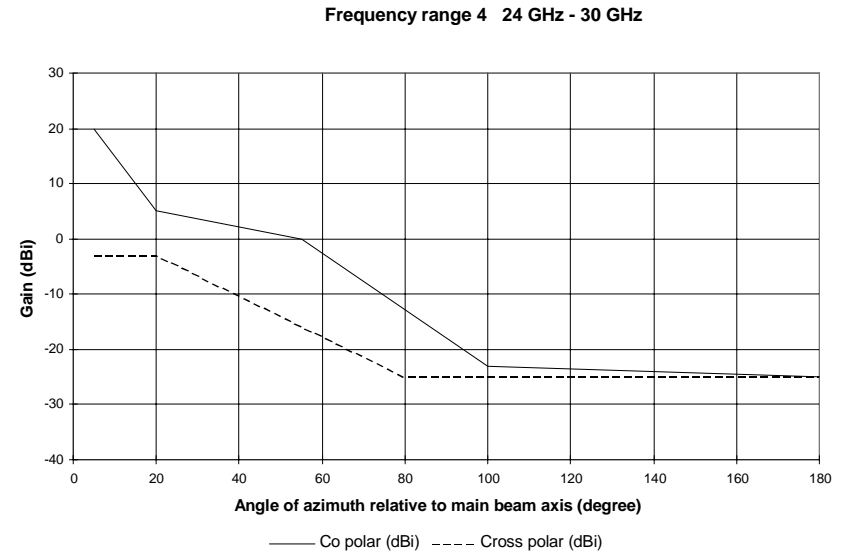
4.2.5 Frequency range 4: 24 GHz to 30 GHz

The choice of antenna depends on the application planned for this band, requirements of the operators and the responsible administration. Figures 15 and 16 give the RPEs for antenna classes 2 and 3. Antennas of other classes are not presently considered.



Angle (°)	Co-polar (dBi)	Angle (°)	Cross-polar (dBi)
5	23	5	2
12	13	15	2
30	4	25	-4
70	-1	80	-20
100	-18	180	-20
180	-18		

Figure 15: Class 2 antenna RPE (24 GHz to 30 GHz)

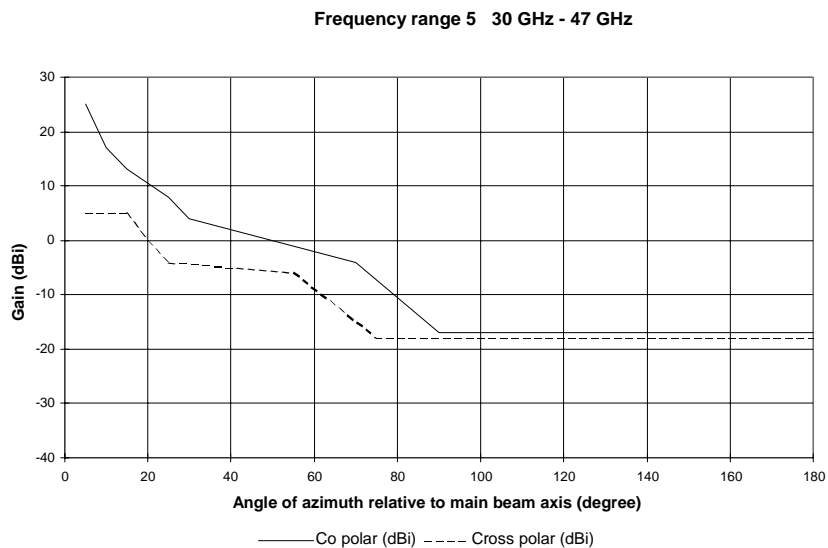


Angle (°)	Co-polar (dBi)	Angle (°)	Cross-polar (dBi)
5	20	5	-3
20	5	20	-3
55	0	80	-25
100	-23	180	-25
180	-25		

Figure 16: Class 3 antennas RPE (24 GHz to 30 GHz)

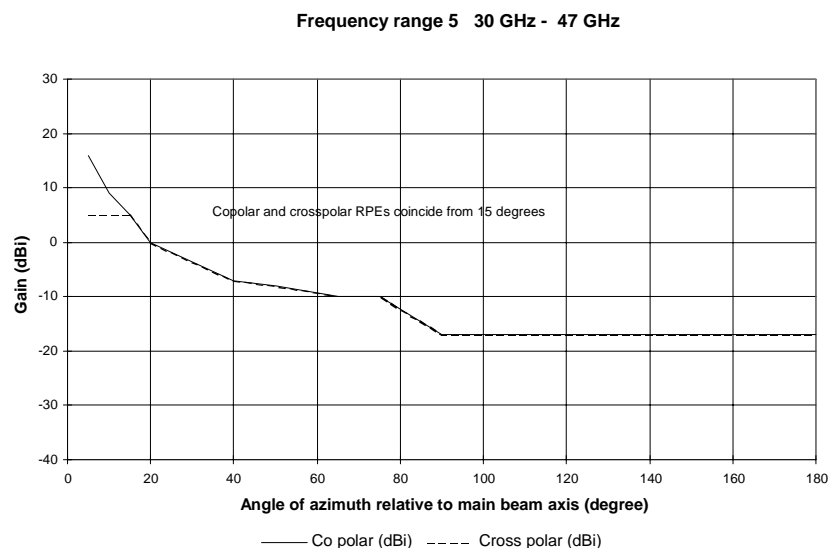
4.2.6 Frequency range 5: 30 GHz to 47 GHz

The choice of antenna depends on the application planned for this band, requirements of the operators and the responsible administration. Figures 17 to 20 give the RPEs for antenna classes 2 and 3.



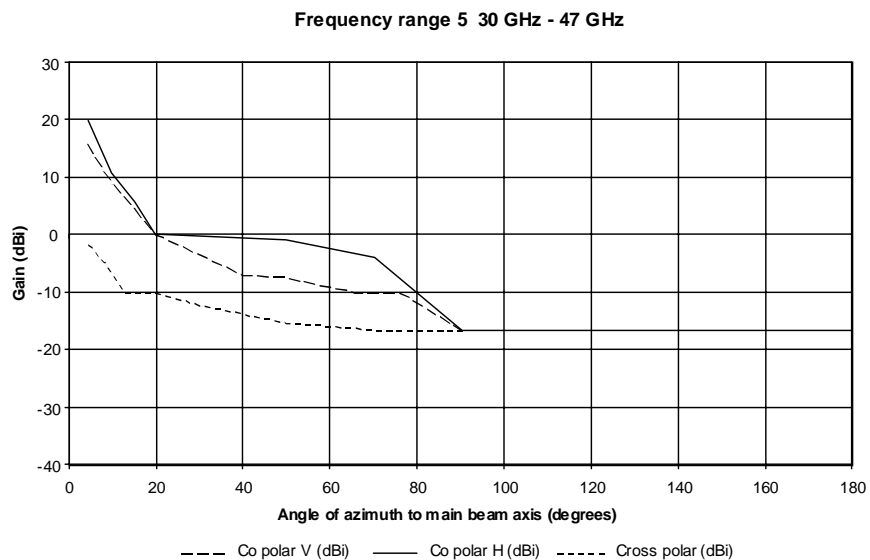
Angle (°)	Co-polar (dBi)	Angle (°)	Cross-polar (dBi)
5	25	5	5
10	17	15	5
15	13	20	0
25	8	25	-4
30	4	55	-6
70	-4	75	-18
90	-17	180	-18
180	-17		

Figure 17: Class 2 antennas RPE (30 GHz to 47 GHz)



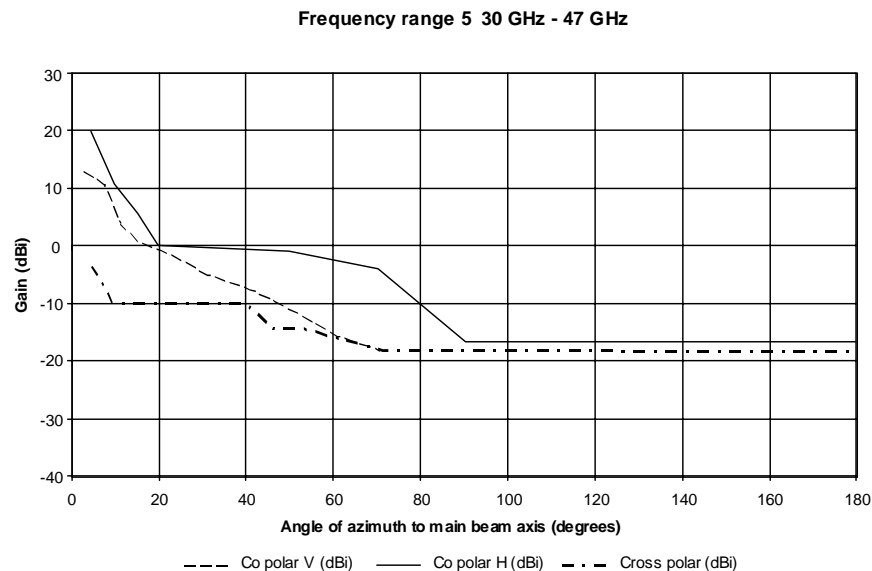
Angle (°)	Co-polar (dBi)	Angle (°)	Cross-polar (dBi)
5	16	5	5
10	9	15	5
15	5	20	0
20	0	40	-7
40	-7	50	-8
50	-8	65	-10
65	-10	75	-10
75	-10	90	-17
90	-17	180	-17
180	-17		

Figure 18: Class 3 A antennas RPE (30 GHz to 47 GHz, applicable to single vertical polarized antennas only)



Angle (°)	Co-polar H (dBi)	Angle (°)	Co-polar V (dBi)	Angle (°)	Cross-polar (dBi)
5	20	5	16	5	-2
10	11	10	9	8	-5
15	6	15	5	12	-10
20	0	20	0	20	-10
50	-1	40	-7	30	-12
70	-4	50	-8	50	-15
90	-17	65	-10	70	-17
180	-17	75	-10	180	-17
		90	-17		
		180	-17		

Figure 19: Class 3B antennas RPE (30 GHz to 47 GHz)



Angle (°)	Co-polar H (dBi)	Angle (°)	Co-polar V (dBi)	Angle (°)	Cross-polar (dBi)
5	20	5	12	5	-4
10	11	9	9	9	-8
15	6	10	6	10	-10
20	0	15	2	15	-10
50	-1	20	0	20	-10
70	-4	30	-4	30	-10
90	-17	40	-7	40	-10
180	-17	45	-9	45	-13
		60	-14	55	-13
		70	-18	70	-18
		180	-18	180	-18

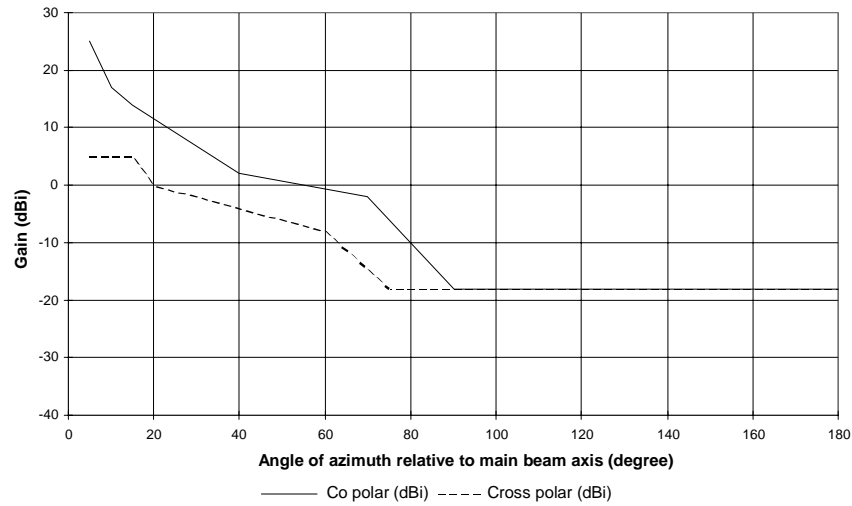
Figure 20: Class 3C antennas RPE (30 GHz to 47 GHz)

4.2.7 Frequency range 6: 47 GHz to 60 GHz

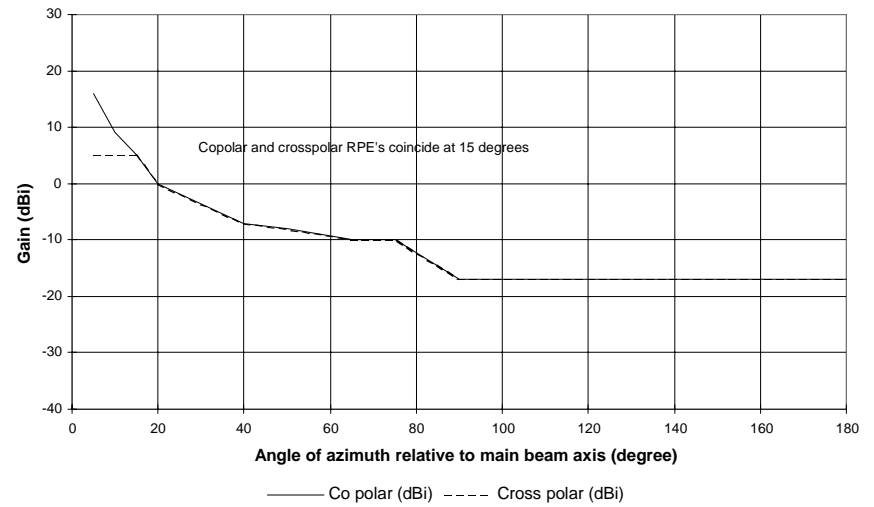
The choice of antenna depends on the application planned for this band, requirements of the operators and the responsible administration. Figures 21 to 23 give the RPEs for antenna classes 2 and 3.

NOTE: In the 58 GHz band, where frequency co-ordination is not applied, cross-polar RPE is not considered as essential requirements for R&TTE Directive [1] conformance, even if the antenna is actually dual polarized. Values given below, for completeness, should be considered for reference purposes only.

Frequency range 6 47 GHz - 60 GHz



Frequency range 6 47 GHz - 60 GHz



Angle (°)	Co-polar (dBi)	Angle (°)	Cross-polar (dBi)
5	25	5	5
10	17	15	5
15	14	20	0
40	2	60	-8
70	-2	75	-18
90	-18	180	-18
180	-18		

Figure 21: Class 2 antennas RPE (47 GHz to 60 GHz)

Angle (°)	Co-polar (dBi)	Angle (°)	Cross-polar (dBi)
5	16	5	5
10	9	15	5
15	5	20	0
20	0	40	-7
40	-7	50	-8
50	-8	65	-10
65	-10	75	-10
75	-10	90	-17
90	-17	180	-17
180	-17		

Figure 22: Class 3A antennas RPE (47 GHz to 60 GHz, vertically polarized only)

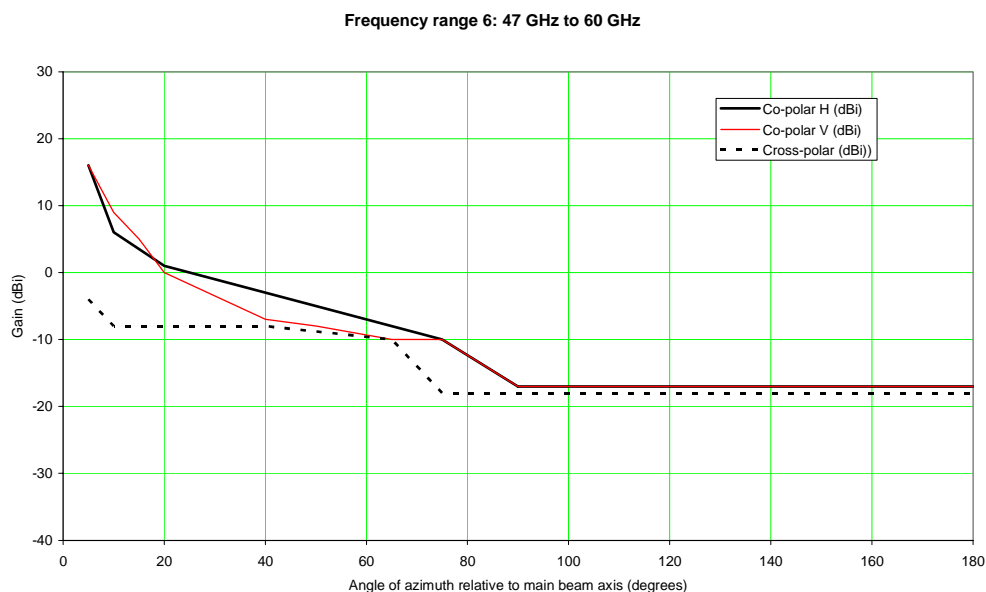


Figure 23: Class 3B antennas RPE (47 GHz to 60 GHz)

4.3 Cross-Polar Discrimination (XPD)

4.3.1 Frequency range 1 GHz to 3 GHz

Two XPD categories are applicable to this frequency range:

- Category 1: Standards XPD with 20 dB minimum requirement.
- Category 2: High XPD with 25 dB minimum requirement.

The XPD corresponding to the RPEs classes referenced in clause 4.2 shall be equal to or higher than those values defined in table 2.

Table 2: Minimum XPD for each antenna class

Class	Minimum XPD (dB)
1C	20 (XPD category 1)
1A and 1B	25 (XPD category 2)
2	25 (XPD category 2)
3	25 (XPD category 2)

NOTE: XPD values are intended to be met with respect to the azimuth plane only and within an angle twice the half power beamwidth of the co-polarized main beam.

4.3.2 Frequency range 3 GHz to 60 GHz

In this frequency range, three categories are defined according sub-ranges of frequency and minimum requirements as defined in table 3. The supplier shall declare which XPD Category the antenna refers to.

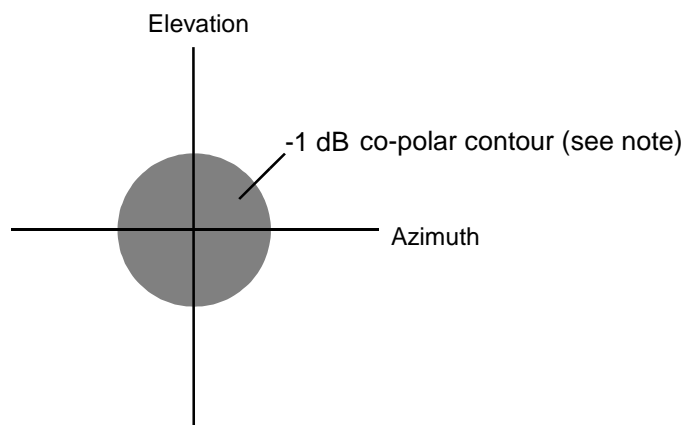
The XPD shall be equal to or higher than those values defined in table 3.

In figures 24 and 25, masks are given for XPD measurements around the main beam axis.

Table 3: Minimum XPD requirement per frequency range and category

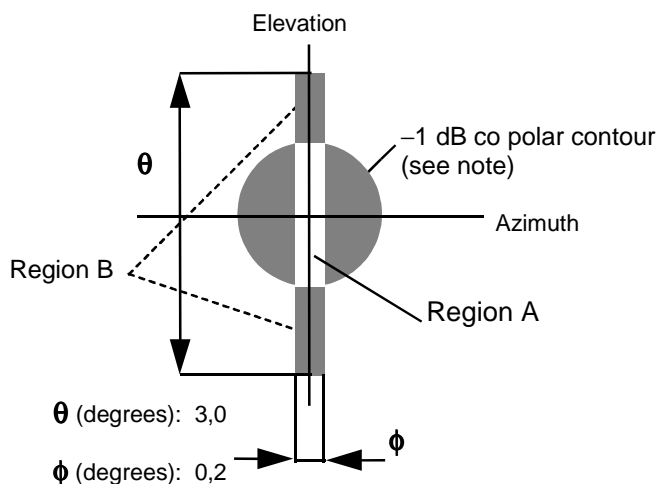
Frequency ranges	Standard XPD	High XPD	
	Category 1 (see note 1) (dB)	Category 2 (see note 2) (dB)	Category 3 (see note 3) (dB)
Range 1 (3 GHz to 14 GHz)	27	35	35 40 (see note 4)
Range 2 (14 GHz to 20 GHz)	27	34	34
Range 3 (20 GHz to 24 GHz)	27	34	34
Range 4 (24 GHz to 30 GHz)	27	34	34
Range 5 (30 GHz to 47 GHz)	27	30	30
Range 6 (47 GHz to 60 GHz)	27 (see note 5)	Not applicable	Not applicable

NOTE 1: XPD values intended to be met with respect to the azimuth plane only and within the 1 dB beamwidth of the co-polarized main beam.
NOTE 2: XPD values intended to be met within the 1 dB co-polar contour referred in figure 24.
NOTE 3: XPD values intended to be met within the 1 dB co-polar contour and the region B referred in figure 25.
NOTE 4: Additional XPD values intended to be met within region A referred in figure 25.
NOTE 5: In 58 GHz band, where frequency co-ordination is not applied, XPD is not considered as essential requirements for R&TTE Directive [1] conformance, even if the antenna is actually dual polarized. The value given in the present document should be considered for reference purposes only.



NOTE: For the dual band antennas -1 dB contour for the highest frequency band shall be used.

Figure 24: Category 2 mask for XPD measurements around the main beam axis



NOTE: For the dual band antennas the -1 dB and other contours for the highest frequency band shall be used.

Figure 25: Category 3 mask for XPD measurements around the main beam axis

4.4 Antenna gain

The actual antenna gain will contribute to the EIRP value, which is the basic parameter that must be taken account of in order to control interference on the network. Therefore, the antenna supplier shall declare the nominal gain and its tolerance. Those values will be used for the test report eventually required for fulfilling obligation of the R&TTE Directive [1].

NOTE: Additional information on antenna gain may be found in EN 302 217-4-1 (see bibliography).

5 Testing for compliance with technical requirements

5.1 Environmental conditions for testing

The technical requirements of the present document apply under the environmental profile for intended operation of the antenna, which shall be declared by the supplier.

The environmental profile may be determined by the environmental class of the equipment, intended for outdoor usage, according to the guidance given in clause 4.4 of EN 301 126-1 (see bibliography).

The antenna shall comply with all the requirements of the present document at all times when operating within the boundary limits of the declared operational environmental profile.

Any test, requested to generate the test report and/or declaration of conformity in order to fulfil any Conformity assessment procedure foreseen by the R&TTE Directive [1], for integral or stand-alone DFRS antennas (technical requirements of clause 4), shall be carried-out at reference environmental conditions of the test field according to clause 4.1 of EN 301 126-3-1 [2].

The test report shall be produced according to the procedure set out by article 10 of the R&TTE Directive [1].

5.2 Wide radio-frequency band covering antennas specification and tests

DFRS antennas commonly cover an operating frequency range. The antenna parameters shall comply with all the requirements of the present document at any possible operating frequency.

The tests, requested to generate the test report and/or declaration of conformity in order to fulfil any Conformity assessment procedure foreseen by the R&TTE Directive [1], shall be carried-out at the highest and the lowest possible operating frequency.

5.3 Essential antenna test suites

Table 4 states, where applicable, the test methods for Radiation Pattern Envelope (RPE), Cross-Polar Discrimination (XPD) and gain.

Table 4: Transmitter/receiver antenna parameters - test clauses and conditions

Clause	Parameter	EN 301 126-3-1 [2] reference clause for the test methods	Climatic conditions		Other specific conditions
			Reference	Extreme	
4	Antenna directional requirements				
4.1	Radiation Pattern Envelope (Off-axis EIRP density)	6.1	X		
4.2	Antenna gain	6.3	X		Test against the declared gain
4.3	Antenna Cross-Polar Discrimination (XPD)	6.2	X		

Annex A (normative): The EN Requirements Table (EN-RT)

Notwithstanding the provisions of the copyright clause related to the text of the present document, ETSI grants that users of the present document may freely reproduce the EN-RT proforma in this annex so that it can be used for its intended purposes and may further publish the completed EN-RT.

The EN Requirements Table (EN-RT) serves a number of purposes, as follows:

- it provides a tabular summary of all the requirements;
- it shows the status of each EN-R, whether it is essential to implement in all circumstances (Mandatory), or whether the requirement is dependent on the supplier having chosen to support a particular optional service or functionality (Optional). In particular it enables the EN-Rs associated with a particular optional service or functionality to be grouped and identified;
- when completed in respect of a particular equipment it provides a means to undertake the static assessment of conformity with the EN.

Table A.1: EN Requirements Table (EN-RT)

EN Reference		EN 302 217-4-2 Requirements for point-to-point antennas		
No	Reference clause	EN-R (see note 1)	Status	Supplier comments for declaration
1	4.2	Radiation Pattern Envelope (RPE)	M (see note 2)	
2	4.3	Cross Polar Discrimination (XPD)	M (see note 2)	
3	4.4	Gain	M	
NOTE 1: These EN-Rs are justified under article 3.2 of the R&TTE Directive [1].				
NOTE 2: For antennas operating in frequency bands where frequency co-ordination is not applied, the cross-polar part of RPE and the XPD are considered not essential requirements (e.g. as in 58 GHz band).				

Key to columns:

No	Table entry number;
Reference	Clause reference number of conformance requirement within the present document;
EN-R	Title of conformance requirement within the present document;
Status	Status of the entry as follows:
M	Mandatory, shall be implemented under all circumstances;
O	Optional, may be provided, but if provided shall be implemented in accordance with the requirements;
O.n	this status is used for mutually exclusive or selectable options among a set. The integer "n" shall refer to a unique group of options within the EN-RT. A footnote to the EN-RT shall explicitly state what the requirement is for each numbered group. For example, "It is mandatory to support at least one of these options", or, "It is mandatory to support exactly one of these options".
Comments	To be completed as required.

Annex B (informative): Bibliography

Council Directive 89/336/EEC of 3 May 1989 on the approximation of the laws of the Member States relating to electromagnetic compatibility (EMC Directive).

Council Directive 73/23/EEC of 19 February 1973 on the harmonization of the laws of Member States relating to electrical equipment designed for use within certain voltage limits (LV Directive).

EC Standardization Mandate M.284: "Harmonized standards for the R&TTE Directive".

ETSI EN 300 631: "Fixed Radio Systems; Point-to-point Antennas; Antennas for point-to-point fixed radio systems in the 1 GHz to 3 GHz band".

ETSI EN 300 833: "Fixed Radio Systems; Point-to-point antennas; Antennas for point-to-point fixed radio systems operating in the frequency band 3 GHz to 60 GHz".

ETSI EN 301 126-1: "Fixed Radio Systems; Conformance testing; Part 1: Point-to-point equipment - Definitions, general requirements and test procedures".

ETSI EN 301 489-1: "Electromagnetic compatibility and Radio spectrum Matters (ERM); ElectroMagnetic Compatibility (EMC) standard for radio equipment and services; Part 1: Common technical requirements".

ETSI EN 301 489-4: "Electromagnetic compatibility and Radio spectrum Matters (ERM); ElectroMagnetic Compatibility (EMC) standard for radio equipment and services; Part 4: Specific conditions for fixed radio links and ancillary equipment and services".

ETSI EN 301 751: "Fixed Radio Systems; Point-to-Point equipments and antennas; Generic harmonized standard for Point-to-Point digital fixed radio systems and antennas covering the essential requirements under article 3.2 of the 1999/5/EC Directive".

ETSI EN 302 217-2-1: "Fixed Radio Systems; Characteristics and requirements for point-to-point equipment and antennas; Part 2-1: System-dependent requirements for digital systems operating in frequency bands where frequency co-ordination is applied".

ETSI EN 302 217-2-2: "Fixed Radio Systems; Characteristics and requirements for point-to-point equipment and antennas; Part 2-2: Harmonized EN covering essential requirements of Article 3.2 of R&TTE Directive for digital systems operating in frequency bands where frequency co-ordination is applied".

ETSI EN 302 217-3: "Fixed Radio Systems; Characteristics and requirements for point-to-point equipment and antennas; Part 3; Harmonized EN covering essential requirements of Article 3.2 of R&TTE Directive for equipment operating in frequency bands where no frequency co-ordination is applied".

ETSI EN 302 217-4-1: "Fixed Radio Systems; Characteristics and requirements for point-to-point equipment and antennas; Part 4-1: System-dependent requirements for antennas".

ETSI TR 101 156: "Terrestrial Trunked Radio (TETRA); Technical requirements specification for Digital Advanced Wireless Service (DAWS)".

ETSI EG 201 399: "Electromagnetic compatibility and Radio spectrum Matters (ERM); A guide to the production of candidate Harmonized Standards for application under the R&TTE Directive".

Annex C (informative): The EN title in the official languages

Language	EN title
Czech	Pevné rádiové systémy – Vlastnosti a požadavky na zařízení a antény mezi dvěma body – Část 4-2: Harmonizovaná EN pokrývající základní požadavky článku 3.2 Směrnice R&TTE pro antény
Danish	
Dutch	
English	Fixed Radio Systems; Characteristics and requirements for point-to-point equipment and antennas; Part 4-2: Harmonized EN covering essential requirements of Article 3.2 of R&TTE Directive for antennas
Estonian	Paiksed raadiosüsteemid; Raadioliinide seadmete ja antennide karakteristikud ja nõuded; Osa 4-2: R&TTE direktiivi artikli 3.2 põhinõudeid kajastav harmoneeritud EN antennidele
Finnish	
French	Systèmes de Radio Fixes; caractéristiques et spécifications pour équipements et antennes; Partie 4-2: norme harmonisée, exigences essentielles sous l'article 3.2 de la Directive R&TTE pour les antennes.
German	
Greek	
Hungarian	
Icelandic	
Italian	Sistemi radio per il Servizio Fisso; Caratteristiche e requisiti per apparati punto-punto e relative antenne; Parte 4-2: Norma armonizzata riguardante i requisiti essenziali per l'articolo 3.2 della Direttiva R&TTE delle antenne.
Latvian	
Lithuanian	
Maltese	
Polish	Radiowe systemy łączności stałej. Charakterystyki i wymagania dla urządzeń i anten łączy punkt-punkt; Część 4-2: Zharmonizowana EN zapewniająca spełnienie podstawowych wymagań artykułu 3.2 dyrektywy R&TTE dla anten
Portuguese	
Slovak	Pevné rádiové systémy. Charakteristiky a požiadavky na zariadenia a antény bod-bod. Časť 4-2: Harmonizovaná EN vzťahujúca sa na základné požiadavky podľa článku 3.2 smernice R&TTE na antény
Slovenian	Fiksni radijski sistemi – Karakteristike in zahteve za opremo in antene tipa točka-točka - 2-2. del: Harmonizirani EN, ki zajema bistvene zahteve člena 3.2 direktive R&TTE za digitalne sisteme, ki delujejo v frekvenčnih pasovih, kjer je izvedena frekvenčna koordinacija
Spanish	
Swedish	

History

Document history			
V1.1.1	August 2003	Public Enquiry	PE 20031205: 2003-08-06 to 2003-12-05
V1.1.2	September 2004	Vote	V 20041119: 2004-09-20 to 2004-11-19
V1.1.3	December 2004	Publication	