



The Standards People



ETSI Portal walk-through

Brief overview of the ETSI Portal and some key functionality

Presented by: **Marcello Pagnozzi**

For: **ETSI Seminar**

06-07.06.2019

Purpose of the Presentation

- ✔ Provide an overview of the principle functions of the ETSI Portal
- ✔ Introduce to a 'beginner' how to get access and begin to contribute
- ✔ Show where to find principle info on TBs/ISGs and also general info
- ✔ NOTE: This Presentation is a guide to the live DEMO during the Seminar



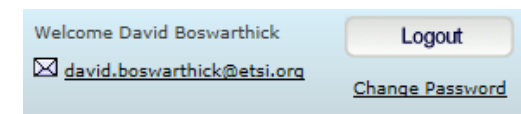
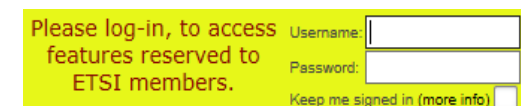
The ETSI Portal



the interface for accessing information on the technical activities for each ETSI TB/ISG

the Portal can either be accessed:

- ✔ anonymously
 - ✔ only public information can be consulted
- ✔ with username & password
 - ✔ you can then customise your own workspace

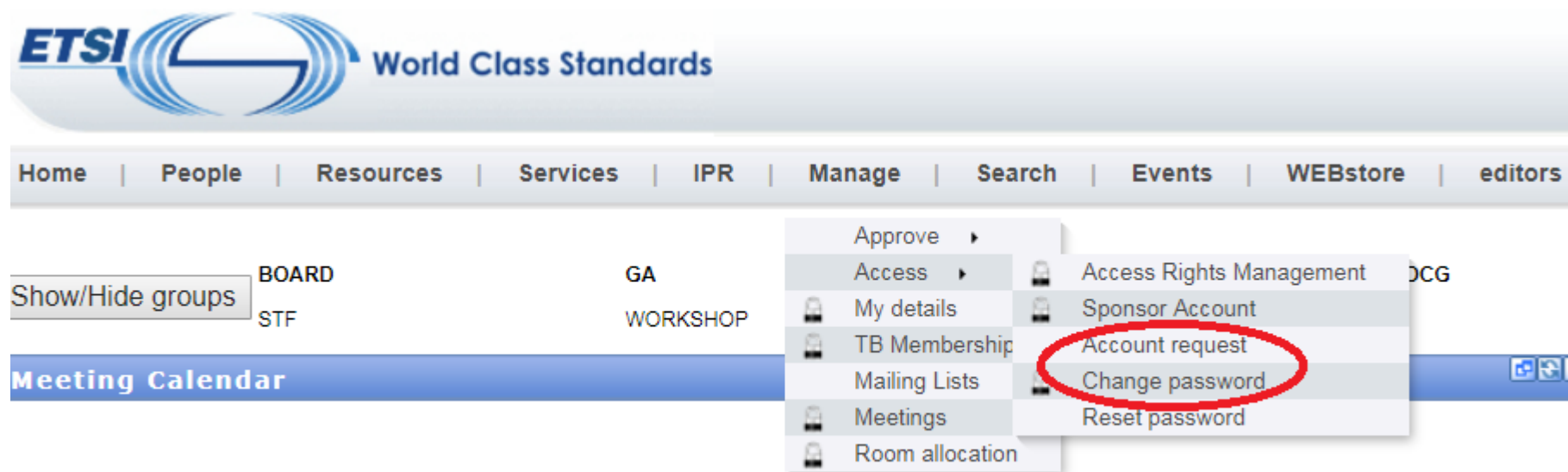


<http://portal.etsi.org>

EOL (ETSI On Line) Account features

Account Request: On-line account request for a username & password

Change Password: On-Line password change



How to get an Account

Please complete the following form carefully so that we can correctly register you. Your account on the ETSI Server will be opened and we will contact you back by ordinary mail to provide you with the **username** and **password** that you will use to access the [ETSI-On-Line Services](#).

Should you need further information, please feel free to contact the [ETSI HelpDesk](#)

User Account Application Form

Title:

First Name:

Last Name:

Organization:

Membership Status:

Address:

Zip:

City:

Country:

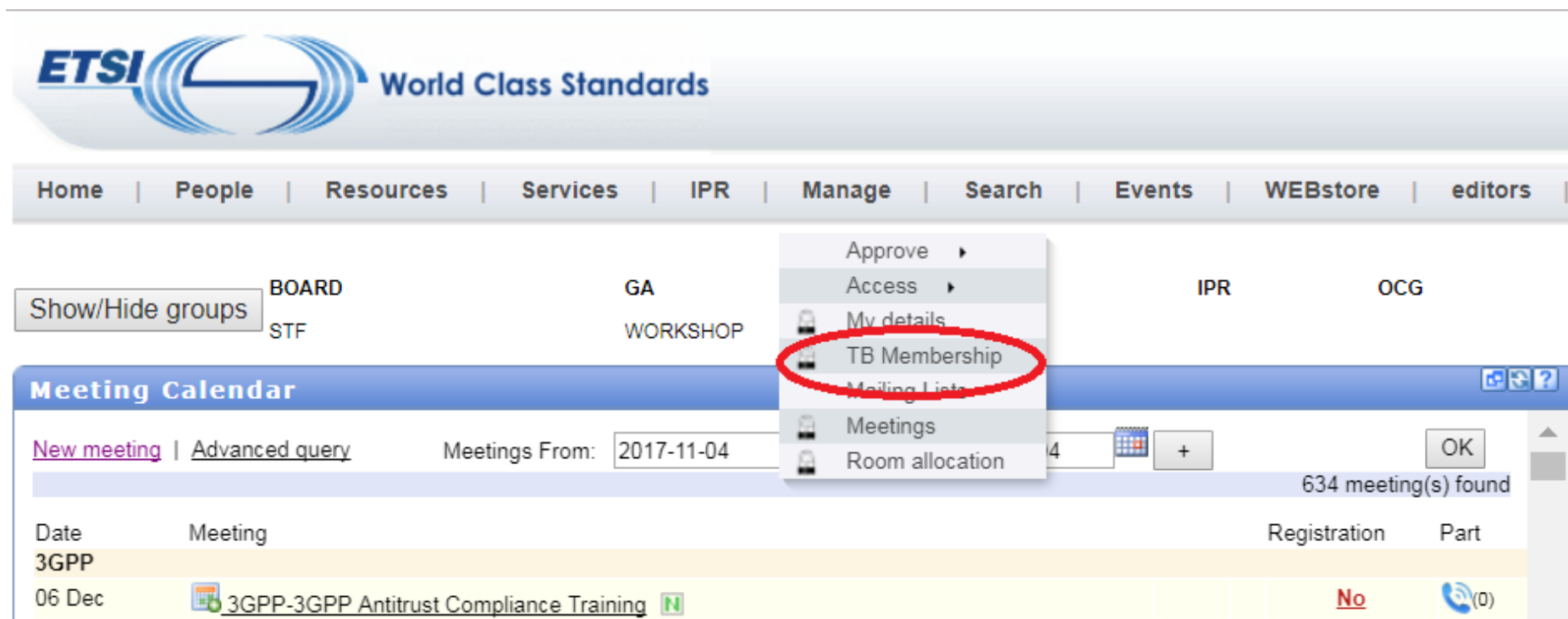
E-mail:

Telephone:




How to get access to TB membership lists

[TB Membership/exploder lists](#)

✓ Subscribe and unsubscribe to one or more exploder lists



The screenshot shows the ETSI website interface. At the top, the ETSI logo and 'World Class Standards' are displayed. Below this is a navigation bar with links: Home, People, Resources, Services, IPR, Manage, Search, Events, WEBstore, and editors. A 'Show/Hide groups' button is visible, with a dropdown menu showing 'BOARD' and 'STF'. A 'GA WORKSHOP' button is also present. The 'Manage' menu is open, showing options: Approve, Access, My details, TB Membership (highlighted with a red circle), Mailing Lists, Meetings, and Room allocation. Below the menu is a 'Meeting Calendar' section with a search bar and a table of meetings. The table has columns for Date, Meeting, Registration, and Part. A meeting is listed for 06 Dec: '3GPP-3GPP Antitrust Compliance Training' with 'No' registration and 0 participants.


Date	Meeting	Registration	Part
06 Dec	 3GPP-3GPP Antitrust Compliance Training 	No	 (0)

How to get access to TB membership lists

2013-12-06
Version 2.3

TB Membership / Exploder Lists

?
i



Name: Email:


Following enhancements to this application, subscription to these lists may take a little longer than was previously the case. This is because subscriptions are now confirmed by the list owner (following Listserv conventions). Note that this is not required for all lists, only those where the list settings require confirmation by the owner.

Technical Bodies	Lists you are a member of																												
<p>If you wish to add yourself to one or more lists, select one or more TBs then click the "View Lists" button.</p> <p style="text-align: center;">View Lists</p>	<p>If you wish to remove yourself from one or more lists, use the check box in front of the list name then click the "Remove Me" button.</p> <p style="text-align: center;">Remove Me</p>																												
<p style="text-align: center;">Technical Body</p> <div style="border: 1px solid gray; padding: 5px; min-height: 150px;"> <p>Miscellaneous Lists</p> <ul style="list-style-type: none"> - 3GPP CT - 3GPP CT 1 - 3GPP CT 3 - 3GPP CT 4 - 3GPP CT 6 - 3GPP GERAN - 3GPP GERAN 1 - 3GPP GERAN 2 - 3GPP GERAN 3new - 3GPP OP - 3GPP PCG <p><input type="checkbox"/> Include Working Groups</p> </div> <p style="font-size: small; margin-top: 5px;">Use ctrl + click for discontinued selection Use shift + click for continued selections</p>	<p style="color: red; font-style: italic;">You may have subscribed to other lists that do not appear below : your subscription is still being processed...</p> <p style="text-align: center;">Remove yourself from</p> <table style="width: 100%; border-collapse: collapse;"> <thead> <tr> <th style="width: 90%;"></th> <th style="width: 10%; text-align: center;">View/Update</th> </tr> </thead> <tbody> <tr> <td colspan="2"><hr/></td> </tr> <tr> <td>BRAN</td> <td></td> </tr> <tr> <td><input type="checkbox"/> BRAN Official TB Membership list</td> <td style="text-align: center;">Options</td> </tr> <tr> <td colspan="2"><hr/></td> </tr> <tr> <td>BROADCAST</td> <td></td> </tr> <tr> <td><input type="checkbox"/> BROADCAST Official TB Membership list</td> <td style="text-align: center;">Options</td> </tr> <tr> <td colspan="2"><hr/></td> </tr> <tr> <td>DECT</td> <td></td> </tr> <tr> <td><input type="checkbox"/> DECT Official TB Membership list</td> <td style="text-align: center;">Options</td> </tr> <tr> <td><input type="checkbox"/> DECT_INTEREST_GROUP</td> <td style="text-align: center;">Options</td> </tr> <tr> <td colspan="2"><hr/></td> </tr> <tr> <td>DECT Advanced</td> <td></td> </tr> <tr> <td><input type="checkbox"/> DECT_ADVANCED Official TB Membership list</td> <td style="text-align: center;">Options</td> </tr> </tbody> </table>		View/Update	<hr/>		BRAN		<input type="checkbox"/> BRAN Official TB Membership list	Options	<hr/>		BROADCAST		<input type="checkbox"/> BROADCAST Official TB Membership list	Options	<hr/>		DECT		<input type="checkbox"/> DECT Official TB Membership list	Options	<input type="checkbox"/> DECT_INTEREST_GROUP	Options	<hr/>		DECT Advanced		<input type="checkbox"/> DECT_ADVANCED Official TB Membership list	Options
	View/Update																												
<hr/>																													
BRAN																													
<input type="checkbox"/> BRAN Official TB Membership list	Options																												
<hr/>																													
BROADCAST																													
<input type="checkbox"/> BROADCAST Official TB Membership list	Options																												
<hr/>																													
DECT																													
<input type="checkbox"/> DECT Official TB Membership list	Options																												
<input type="checkbox"/> DECT_INTEREST_GROUP	Options																												
<hr/>																													
DECT Advanced																													
<input type="checkbox"/> DECT_ADVANCED Official TB Membership list	Options																												

ETSI Applications - Work programme

ETSI Work Programme: Query the ETSI Work Programme

Work Programme
Version 2.3.3

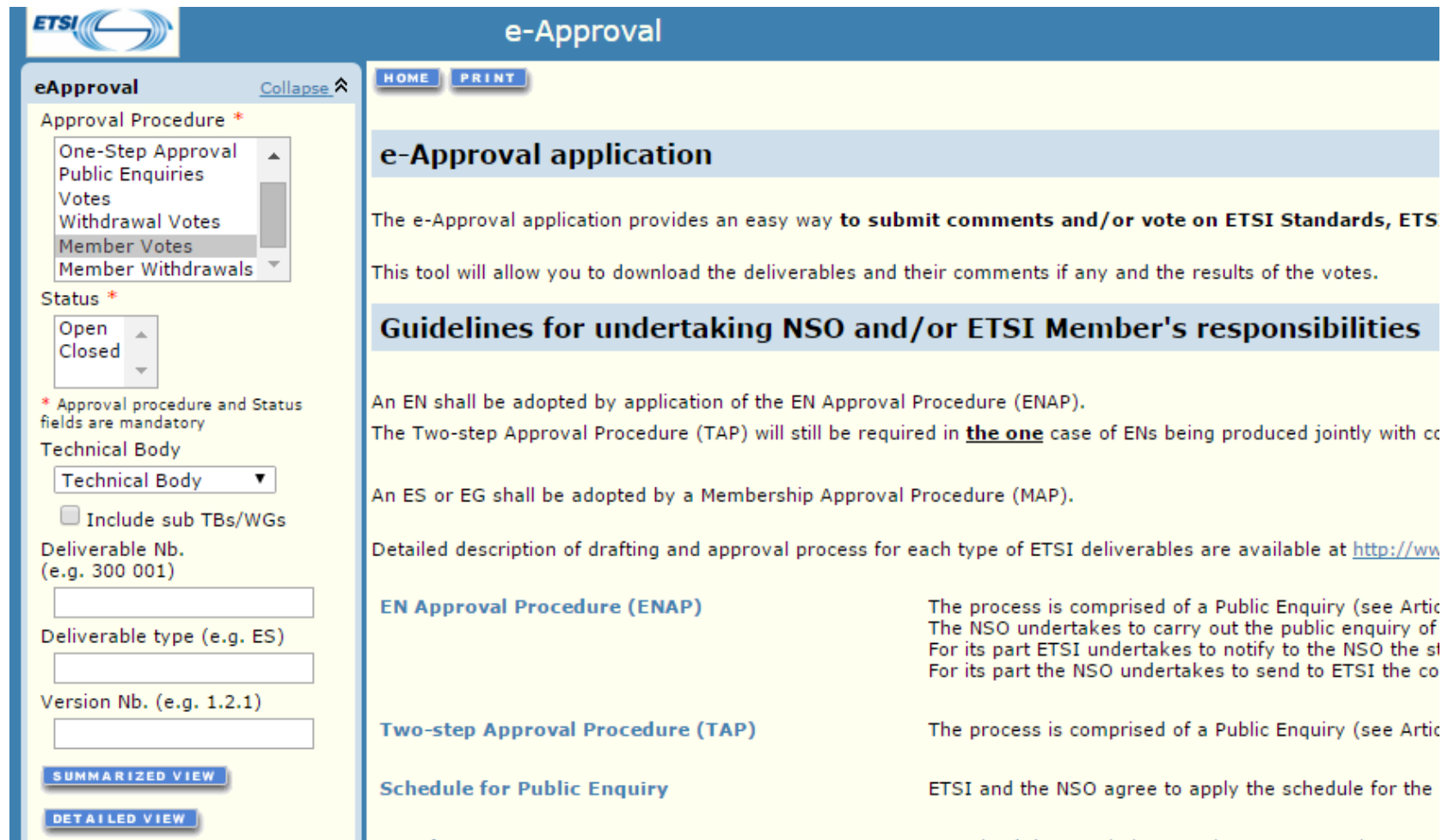


[Simple Search](#) | [Advanced Search](#) | [Pre-Defined Reports](#) | [Help](#)

ETSI Doc. Number	Technical Body	
<div style="display: flex; justify-content: space-between;"> <div style="width: 45%;"> <p>Type</p> <div style="border: 1px solid #ccc; padding: 2px;"> EN - European Standard (Telecommunications series) ES - ETSI Standard EG - ETSI Guide </div> </div> <div style="width: 45%;"> <p>Number</p> <input style="width: 100%;" type="text"/> <p><input type="checkbox"/> All Versions</p> </div> </div>	<div style="border: 1px solid #ccc; padding: 2px;"> 3GPP - 3GPP CT - 3GPP CT 1 </div> <p><input checked="" type="checkbox"/> Include Working Groups <input type="checkbox"/> Include Non-Active TBs</p>	
Work Item Reference	Title Boolean Search (Use AND, OR, NOT, (), and * for wildcard)	
<input style="width: 100%;" type="text"/>	<input style="width: 100%;" type="text"/>	
Scope Boolean Search (Use AND, OR, NOT, (), and * for wildcard)		
<input style="width: 100%;" type="text"/>		
Work Item State	Work Item Status	Milestones
<input type="button" value="v"/> <input type="button" value="v"/>	<input type="radio"/> All <input checked="" type="radio"/> Exclude Stopped <input type="radio"/> Stopped	From <input style="width: 100%;" type="text"/> To <input style="width: 100%;" type="text"/> Either Achieved or Planned Between <div style="display: flex; justify-content: space-between; font-size: small;"> Day Month Year and Day Month Year </div>
Modified During <input type="button" value="v"/>		

ETSI Applications - Work programme

E-Approval: National Votes, Public Enquiries, etc; Vote on ETSI Standards & ETSI Guides



The screenshot shows the ETSI e-Approval application interface. The top navigation bar includes the ETSI logo and the text "e-Approval". Below this, there are "HOME" and "PRINT" buttons. The main content area is titled "e-Approval application" and contains the following text:

The e-Approval application provides an easy way **to submit comments and/or vote on ETSI Standards, ETS**

This tool will allow you to download the deliverables and their comments if any and the results of the votes.

Guidelines for undertaking NSO and/or ETSI Member's responsibilities

An EN shall be adopted by application of the EN Approval Procedure (ENAP).
The Two-step Approval Procedure (TAP) will still be required in **the one** case of ENs being produced jointly with cc

An ES or EG shall be adopted by a Membership Approval Procedure (MAP).

Detailed description of drafting and approval process for each type of ETSI deliverables are available at <http://www>

EN Approval Procedure (ENAP) The process is comprised of a Public Enquiry (see Artic
The NSO undertakes to carry out the public enquiry of
For its part ETSI undertakes to notify to the NSO the st
For its part the NSO undertakes to send to ETSI the co

Two-step Approval Procedure (TAP) The process is comprised of a Public Enquiry (see Artic

Schedule for Public Enquiry ETSI and the NSO agree to apply the schedule for the

The left sidebar contains a form for creating an e-Approval application. It includes the following fields and options:

- eApproval** (with a "Collapse" button)
- Approval Procedure ***: A dropdown menu with options: One-Step Approval, Public Enquiries, Votes, Withdrawal Votes, Member Votes (selected), and Member Withdrawals.
- Status ***: A dropdown menu with options: Open (selected) and Closed.
- * Approval procedure and Status fields are mandatory**
- Technical Body**: A dropdown menu with "Technical Body" selected.
- Include sub TBs/WGs**
- Deliverable Nb. (e.g. 300 001)**: A text input field.
- Deliverable type (e.g. ES)**: A text input field.
- Version Nb. (e.g. 1.2.1)**: A text input field.
- SUMMARIZED VIEW** (button)
- DETAILED VIEW** (button)

ETSI Applications – Contacts & meetings

[ETSI Membership Information](#)

- ✔ ETSI Full Members, Associate Members, Observers & Counsellors

[Contact Information](#)

- ✔ View and modify personal and company details

[Calendar of Meetings](#)

- ✔ Search
- ✔ Register
- ✔ View participants
- ✔ Reserve document number
- ✔ View room allocation

ETSI Applications - Miscellaneous

IPR: Intellectual Property Rights declarations

Meeting Management: (TB Officials) Create & modify meetings, request rooms

Helpdesk

For general enquiries about ETSI activities, deliverables & IT questions

✓ Tel: +33 (0)4 92 94 49 00

✓ Internet: helpdesk@etsi.org

✓ Address: ETSI helpdesk, 06921 Sophia Antipolis Cedex, France

✓ www: <http://portal.etsi.org/Helpdesk/home.asp>