

ETSI TS 146 053 V10.0.0 (2011-04)

Technical Specification

**Digital cellular telecommunications system (Phase 2+);
ANSI-C code for the GSM Enhanced Full Rate (EFR)
speech codec
(3GPP TS 46.053 version 10.0.0 Release 10)**



ReferenceRTS/TSGS-0446053va00

KeywordsGSM

ETSI

650 Route des Lucioles
F-06921 Sophia Antipolis Cedex - FRANCE

Tel.: +33 4 92 94 42 00 Fax: +33 4 93 65 47 16

Siret N° 348 623 562 00017 - NAF 742 C
Association à but non lucratif enregistrée à la
Sous-Préfecture de Grasse (06) N° 7803/88

Important notice

Individual copies of the present document can be downloaded from:

<http://www.etsi.org>

The present document may be made available in more than one electronic version or in print. In any case of existing or perceived difference in contents between such versions, the reference version is the Portable Document Format (PDF). In case of dispute, the reference shall be the printing on ETSI printers of the PDF version kept on a specific network drive within ETSI Secretariat.

Users of the present document should be aware that the document may be subject to revision or change of status. Information on the current status of this and other ETSI documents is available at

<http://portal.etsi.org/tb/status/status.asp>

If you find errors in the present document, please send your comment to one of the following services:

http://portal.etsi.org/chaicor/ETSI_support.asp

Copyright Notification

No part may be reproduced except as authorized by written permission.
The copyright and the foregoing restriction extend to reproduction in all media.

© European Telecommunications Standards Institute 2011.
All rights reserved.

DECT™, **PLUGTESTS™**, **UMTS™**, **TIPHON™**, the TIPHON logo and the ETSI logo are Trade Marks of ETSI registered for the benefit of its Members.

3GPP™ is a Trade Mark of ETSI registered for the benefit of its Members and of the 3GPP Organizational Partners.

LTE™ is a Trade Mark of ETSI currently being registered

for the benefit of its Members and of the 3GPP Organizational Partners.

GSM® and the GSM logo are Trade Marks registered and owned by the GSM Association.

Intellectual Property Rights

IPRs essential or potentially essential to the present document may have been declared to ETSI. The information pertaining to these essential IPRs, if any, is publicly available for **ETSI members and non-members**, and can be found in ETSI SR 000 314: "*Intellectual Property Rights (IPRs); Essential, or potentially Essential, IPRs notified to ETSI in respect of ETSI standards*", which is available from the ETSI Secretariat. Latest updates are available on the ETSI Web server (<http://webapp.etsi.org/IPR/home.asp>).

Pursuant to the ETSI IPR Policy, no investigation, including IPR searches, has been carried out by ETSI. No guarantee can be given as to the existence of other IPRs not referenced in ETSI SR 000 314 (or the updates on the ETSI Web server) which are, or may be, or may become, essential to the present document.

Foreword

This Technical Specification (TS) has been produced by ETSI 3rd Generation Partnership Project (3GPP).

The present document may refer to technical specifications or reports using their 3GPP identities, UMTS identities or GSM identities. These should be interpreted as being references to the corresponding ETSI deliverables.

The cross reference between GSM, UMTS, 3GPP and ETSI identities can be found under <http://webapp.etsi.org/key/queryform.asp>.

Contents

Intellectual Property Rights	2
Foreword.....	2
Foreword.....	4
1 Scope	5
2 References	5
3 Definitions and abbreviations.....	5
3.1 Definitions	5
3.2 Abbreviations	6
4 C code structure.....	6
4.1 Contents of the C source code disk	6
4.2 Program execution.....	7
4.3 Code hierarchy	7
Annex A (informative): Change History	13
History	14

Foreword

This Technical Specification has been produced by the 3rd Generation Partnership Project (3GPP).

The present document provides the bit exact definition of the Enhanced Full Rate (EFR) speech traffic codec for the digital cellular telecommunications system.

An electronic attachment accompanies the present document, containing clause 5, the bit-exact ANSI-C code for the Enhanced Full Rate speech transcoder.

The contents of the present document are subject to continuing work within the TSG and may change following formal TSG approval. Should the TSG modify the contents of the present document, it will be re-released by the TSG with an identifying change of release date and an increase in version number as follows:

Version x.y.z

where:

- x the first digit:
 - 1 presented to TSG for information;
 - 2 presented to TSG for approval;
 - 3 or greater indicates TSG approved document under change control.
- y the second digit is incremented for all changes of substance, i.e. technical enhancements, corrections, updates, etc.
- z the third digit is incremented when editorial only changes have been incorporated in the document.

1 Scope

The present document contains an electronic copy of the ANSI-C code for the GSM Enhanced Full Rate codec. The ANSI-C code is necessary for a bit exact implementation of the Enhanced Full Rate speech transcoder (GSM 06.60 [3]), Voice Activity Detection (GSM 06.82 [7]), comfort noise (GSM 06.62 [5]), Discontinuous Transmission (GSM 06.81 [6]) and example solutions for substituting and muting of lost frames (GSM 06.61 [4]).

2 References

The following documents contain provisions which, through reference in this text, constitute provisions of the present document.

- References are either specific (identified by date of publication, edition number, version number, etc.) or non-specific.
- For a specific reference, subsequent revisions do not apply.
- For a non-specific reference, the latest version applies. In the case of a reference to a 3GPP document (including a GSM document), a non-specific reference implicitly refers to the latest version of that document *in the same Release as the present document*.

- [1] GSM 01.04: "Digital cellular telecommunications system (Phase 2+); Abbreviations and acronyms".
- [2] GSM 06.54: "Digital cellular telecommunications system (Phase 2+); Test sequences for the GSM Enhanced Full Rate (EFR) speech codec".
- [3] GSM 06.60: "Digital cellular telecommunications system (Phase 2+); Enhanced Full Rate (EFR) speech transcoding".
- [4] GSM 06.61: "Digital cellular telecommunications system (Phase 2+); Substitution and muting of lost frame for Enhanced Full Rate (EFR) speech traffic channels".
- [5] GSM 06.62: "Digital cellular telecommunications system (Phase 2+); Comfort noise aspects for Enhanced Full Rate (EFR) speech traffic channels".
- [6] GSM 06.81: "Digital cellular telecommunications system (Phase 2+); Discontinuous transmission (DTX) for Enhanced Full Rate (EFR) speech traffic channels".
- [7] GSM 06.82: "Digital cellular telecommunications system (Phase 2+); Voice Activity Detector (VAD) for Enhanced Full Rate (EFR) speech traffic channels".

3 Definitions and abbreviations

3.1 Definitions

Definition of terms used in the present document can be found in GSM 06.60 [3], GSM 06.61 [4], GSM 06.62 [5], GSM 06.81 [6] and GSM 06.82 [7].

3.2 Abbreviations

For the purposes of the present document, the following abbreviations apply:

ANSI	American National Standards Institute
DS-HD	Double Sided High Density
ETS	European Telecommunication Standard
GSM	Global System for Mobile communications
I/O	Input/Output
ROM	Read Only Memory

For abbreviations not given in this clause see GSM 01.04 [1].

4 C code structure

This clause gives an overview of the structure of the bit-exact C code and provides an overview of the contents and organization of the archive en_300724v080000o0.ZIP which accompanies the present document.

The C code has been verified on the following systems:

- Sun Microsystems ¹⁾ workstations and Sun Microsystems cc compiler and gcc compiler;
- IBM ²⁾ PC/AT compatible computers and Borland Turbo-C++ ³⁾ compiler;
- Hewlett Packard's ⁴⁾ workstations and HP cc compiler;

ANSI-C 9899 was selected as the programming language because portability was desirable.

4.1 Contents of the C source code disk

The C code disk has all of the files in the root level.

In this disk, the files with suffix "c" contain the source code and the files with suffix "h" are the header files. The ROM data is contained mostly in files with suffix "tab". All text files are formatted such that they are correct for an IBM PC/AT compatible.

The archive en_300724v080000o0.ZIP which accompanies the present document contains one speech coder installation verification data file, "spch_dos.inp". The reference encoder output file is named "spch_dos.cod", the reference decoder input file is named "spch_dos.dec" and the reference decoder output file is named "spch_dos.out". These four files are formatted such that they are correct for an IBM PC/AT compatible. The same files with reversed byte order of the 16 bit words are named "spch_unx.inp", "spch_unx.cod", "spch_unx.dec" and "spch_unx.out", respectively.

In an IBM PC/AT compatible platform, the installation verification can be performed by running the batch file "ts_dos.bat". In most UNIX platforms, the installation verification can be performed by running the batch file "ts_unx.bat". Final verification is to be performed using the GSM Enhanced Full Rate test sequences described in GSM 06.54 [2].

Makefiles are provided for the three platforms in which the C code has been verified (listed above). Once the software is installed, this directory will have compiled versions of *coder* and *decoder* (the bit-exact C executables of the speech codec), *ed_iface* (interface program between coder and decoder) and all the object files.

-
- 1) Registered trade mark of Sun Microsystems
 - 2) Registered trade mark of International Business Machines
 - 3) Registered trade mark of Borland
 - 4) Registered trade mark of Hewlett Packard

The programs *coder* and *decoder* are the GSM Enhanced Full Rate encoder and decoder executable files, respectively. A third program, *ed_iface*, is also contained in this directory. This is the program which provides the format conversion between the encoder output file format and the decoder input file format.

4.2 Program execution

The GSM enhanced full rate speech codec is implemented as three separate programs:

- (*coder*) speech encoder;
- (*ed_iface*) encoder/decoder interface;
- (*decoder*) speech decoder.

For encoding using the *coder* program, the input is a binary speech file (*.inp) and the output is a binary encoded parameter file (*.cod). For decoding using the *decoder* program, the input is a binary parameter file (*.dec) and the output is a binary synthesized speech file (*.out).

NOTE: The format for the parameter input file required for decoding (*.dec) is not the same as the format of the parameter output file generated by encoding (*.cod). The *ed_iface* program will translate an *.cod file into a *.dec file.

See the file readme.txt for more information on how to run the *coder*, *ed_iface* and *decoder* programs.

4.3 Code hierarchy

Figures 1 to 5 are call graphs that show the functions used in the speech codec, including the functions of VAD, DTX, and comfort noise generation.

The encode call graph is broken down into three separate call graphs, and the decode call graph is broken down into two separate call graphs. Those clauses which are large are separated from the primary call tree and given their own call tree. Each vertical column represents a call level. For example, *main()* is at level 0, *Coder_12k2()* at level 1, *Int_lpc2()* at level 2, *Lsp_Az()* at level 3, *Get_lsp_pol()* at level 4, etc. The basic operations are not counted as extending the depth, therefore the deepest level in this software is level 4.

Some items have been omitted from this call graph. All standard C functions: *printf()*, *fwrite()*, etc. have been omitted. Also, no basic operations (*add()*, *L_add()*, *mac()*, etc.) or double precision extended operations (e.g. *L_Extract()*) appear in the graphs. The reset functions of the encoder and decoder are only visible as the functions *reset_enc* and *reset_dec*, respectively. There are several subroutine calls from inside these functions.

The time order in the call graphs is from the bottom upwards as the processing of a frame advances.

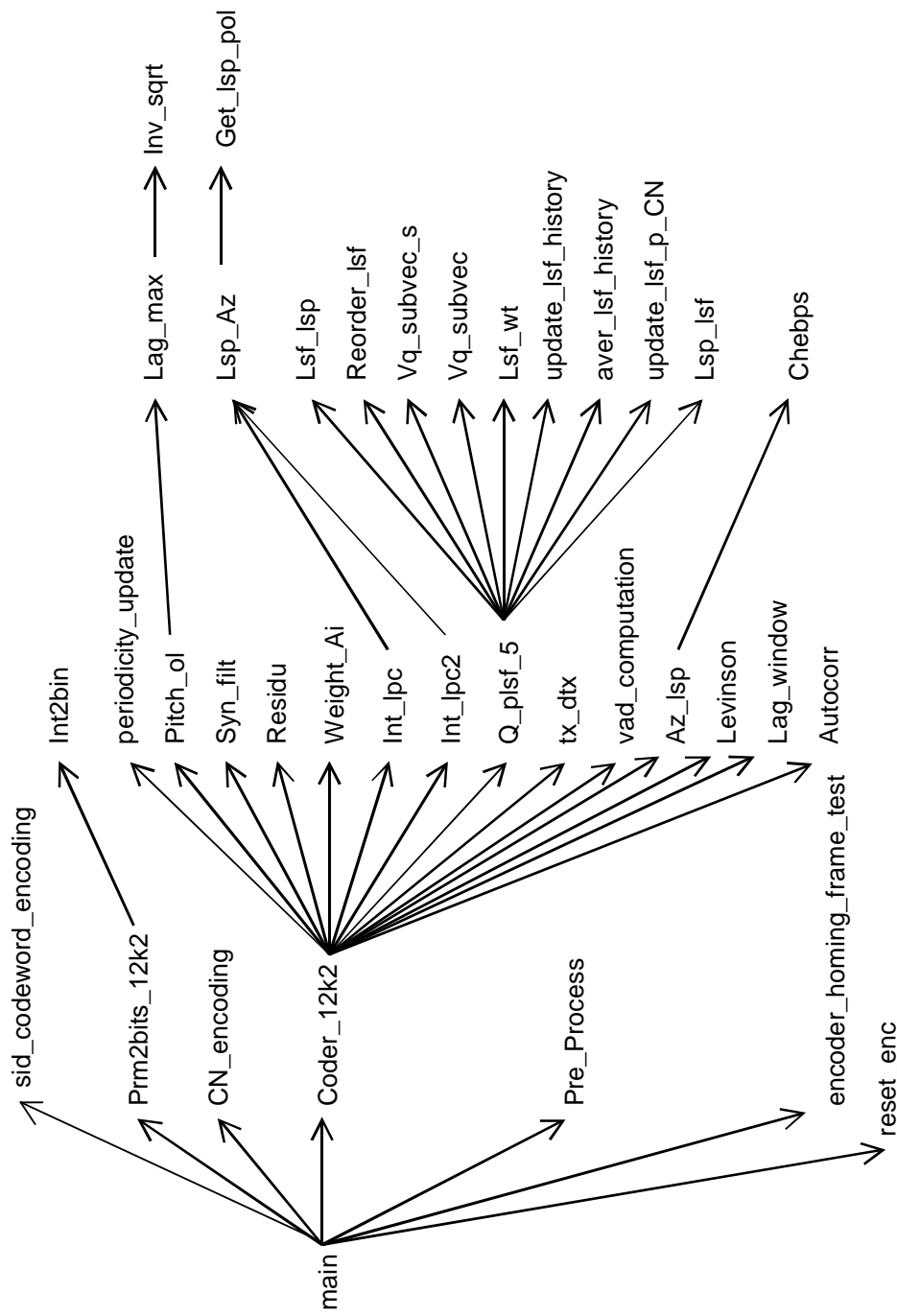


Figure 1: Speech encoder call graph (see figures 2 and 3)

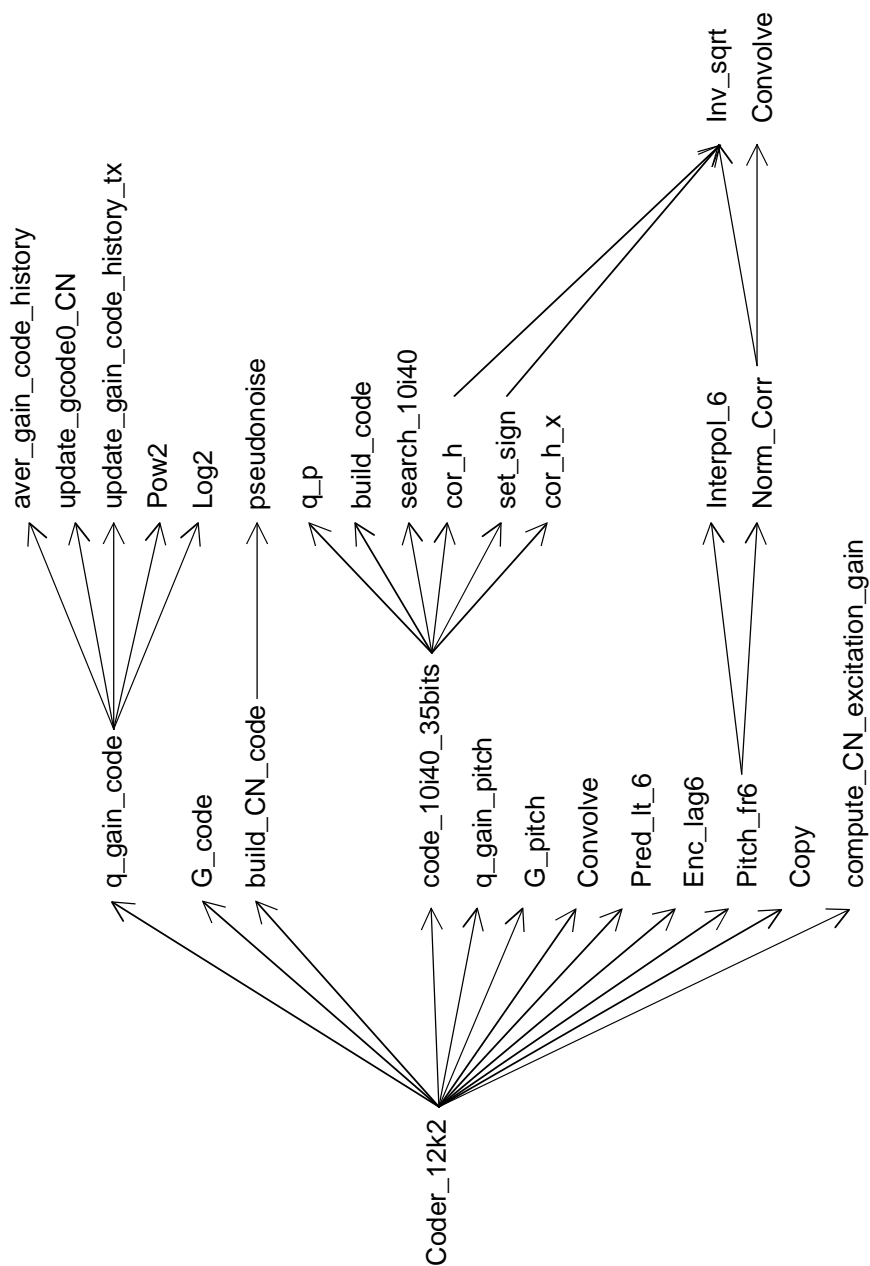


Figure 2: Speech encoder subframe processing call graph

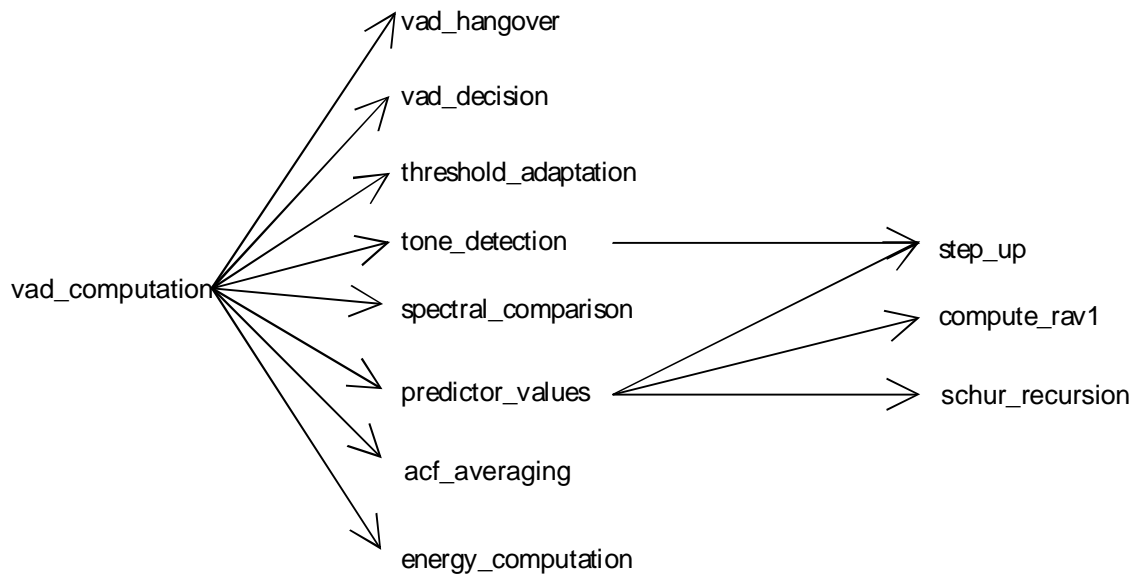


Figure 3: Voice Activity Detector (VAD) call graph

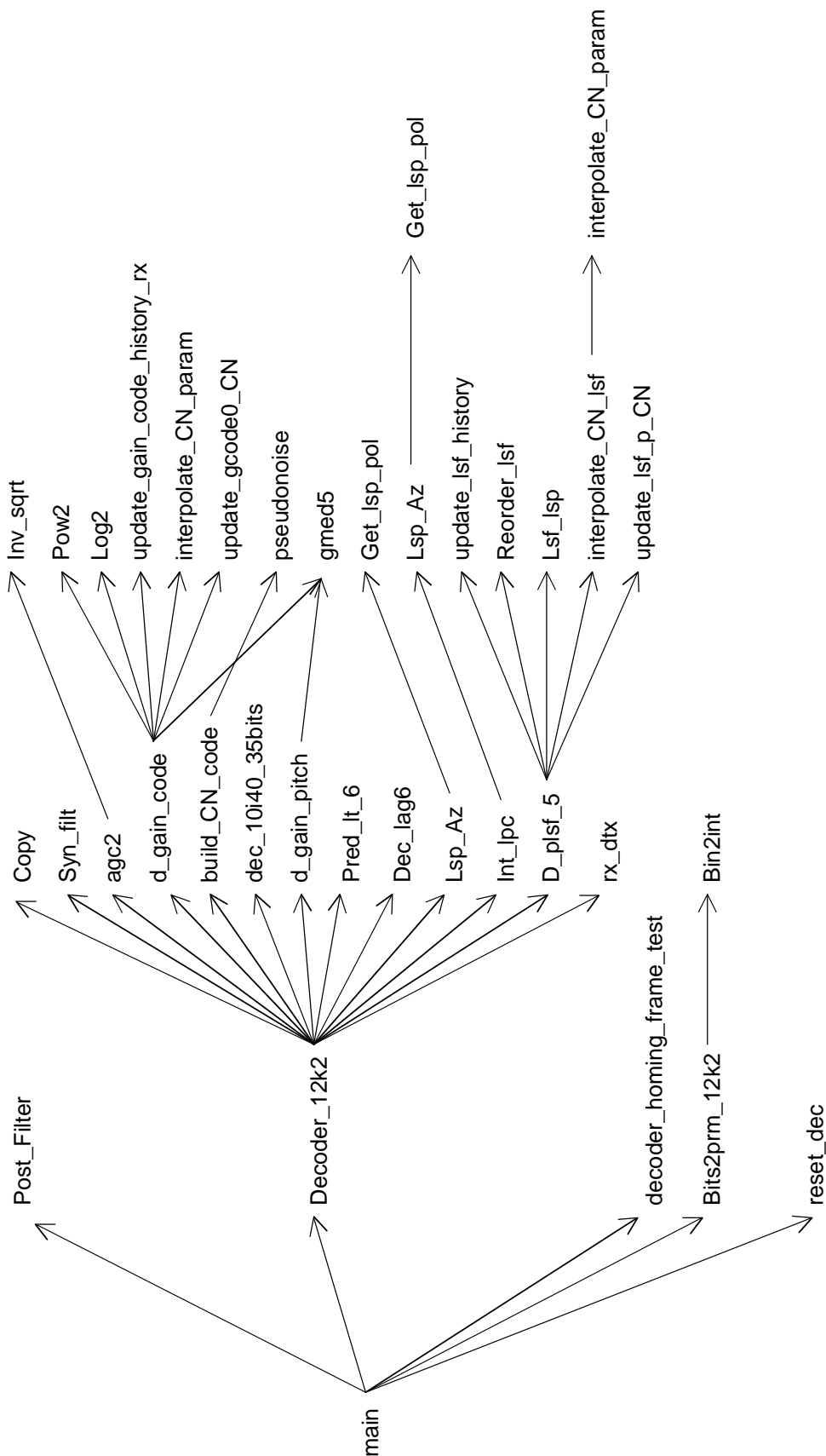


Figure 4: Speech decoder call graph (see figure 5)

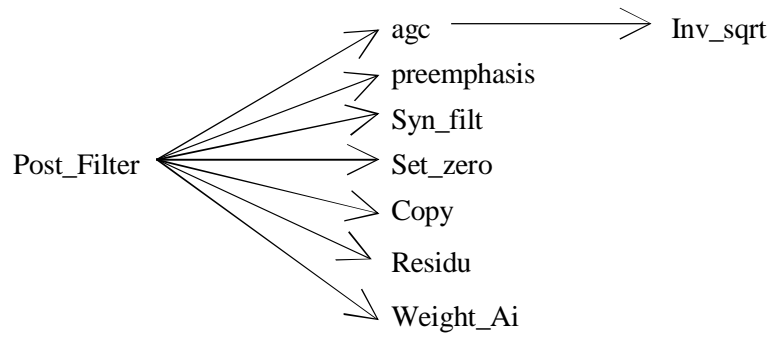


Figure 5: Speech decoder postfilter call graph

Annex A (informative): Change History

Change history					
SMG No.	TDoc. No.	CR. No.	Clause affected	New version	Subject/Comments
SMG#23				4.0.1	ETSI Publication
SMG#20				5.1.2	Release 1996 version
SMG#27				6.0.0	Release 1997 version
SMG#29				7.0.0	Release 1998 version
				7.0.1	Version update to 7.0.1 for Publication
SMG#31				8.0.0	Release 1999 version
				8.0.1	Update to Version 8.0.1 for Publication

Change history							
Date	TSG #	TSG Doc.	CR	Rev	Subject/Comment	Old	New
03-2001	11				Version for Release 4		4.0.0
06-2002	16				Version for Release 5	4.0.0	5.0.0
12-2004	26				Version for Release 6	5.0.0	6.0.0
06-2007	36				Version for Release 7	6.0.0	7.0.0
12-2008	42				Version for Release 8	7.0.0	8.0.0
12-2009	46				Version for Release 9	8.0.0	9.0.0
03-2011	51				Version for Release 10	9.0.0	10.0.0

History

Document history		
V10.0.0	April 2011	Publication