

ETSI TS 129 198-11 V7.0.0 (2007-03)

Technical Specification

**Universal Mobile Telecommunications System (UMTS);
Open Service Access (OSA)
Application Programming Interface (API);
Part 11: Account management
Service Capability Feature (SCF)
(3GPP TS 29.198-11 version 7.0.0 Release 7)**



Reference

RTS/TSGC-0529198-11v700

Keywords

UMTS

ETSI

650 Route des Lucioles
F-06921 Sophia Antipolis Cedex - FRANCE

Tel.: +33 4 92 94 42 00 Fax: +33 4 93 65 47 16

Siret N° 348 623 562 00017 - NAF 742 C
Association à but non lucratif enregistrée à la
Sous-Préfecture de Grasse (06) N° 7803/88

Important notice

Individual copies of the present document can be downloaded from:

<http://www.etsi.org>

The present document may be made available in more than one electronic version or in print. In any case of existing or perceived difference in contents between such versions, the reference version is the Portable Document Format (PDF). In case of dispute, the reference shall be the printing on ETSI printers of the PDF version kept on a specific network drive within ETSI Secretariat.

Users of the present document should be aware that the document may be subject to revision or change of status. Information on the current status of this and other ETSI documents is available at

<http://portal.etsi.org/tb/status/status.asp>

If you find errors in the present document, please send your comment to one of the following services:

http://portal.etsi.org/chaicor/ETSI_support.asp

Copyright Notification

No part may be reproduced except as authorized by written permission.
The copyright and the foregoing restriction extend to reproduction in all media.

© European Telecommunications Standards Institute 2007.
All rights reserved.

DECTTM, **PLUGTESTS**TM and **UMTS**TM are Trade Marks of ETSI registered for the benefit of its Members.
TIPHONTM and the **TIPHON logo** are Trade Marks currently being registered by ETSI for the benefit of its Members.
3GPPTM is a Trade Mark of ETSI registered for the benefit of its Members and of the 3GPP Organizational Partners.

Intellectual Property Rights

IPRs essential or potentially essential to the present document may have been declared to ETSI. The information pertaining to these essential IPRs, if any, is publicly available for **ETSI members and non-members**, and can be found in ETSI SR 000 314: *"Intellectual Property Rights (IPRs); Essential, or potentially Essential, IPRs notified to ETSI in respect of ETSI standards"*, which is available from the ETSI Secretariat. Latest updates are available on the ETSI Web server (<http://webapp.etsi.org/IPR/home.asp>).

Pursuant to the ETSI IPR Policy, no investigation, including IPR searches, has been carried out by ETSI. No guarantee can be given as to the existence of other IPRs not referenced in ETSI SR 000 314 (or the updates on the ETSI Web server) which are, or may be, or may become, essential to the present document.

Foreword

This Technical Specification (TS) has been produced by ETSI 3rd Generation Partnership Project (3GPP).

The present document may refer to technical specifications or reports using their 3GPP identities, UMTS identities or GSM identities. These should be interpreted as being references to the corresponding ETSI deliverables.

The cross reference between GSM, UMTS, 3GPP and ETSI identities can be found under <http://webapp.etsi.org/key/queryform.asp>.

Contents

Intellectual Property Rights	2
Foreword.....	2
Foreword.....	6
Introduction	6
1 Scope	8
2 References	8
3 Definitions and abbreviations.....	9
3.1 Definitions	9
3.2 Abbreviations	9
4 Account Management SCF	9
4.1 General requirements on support of methods	9
5 Sequence Diagrams	10
5.1 Standard Voucher Handling	10
5.2 Standard Transaction History Retrieval	11
5.3 Standard Query Handling	12
5.4 Standard Notification handling.....	13
5.5 Network Controlled Notifications	14
6 Class Diagrams.....	15
7 The Service Interface Specifications	17
7.1 Interface Specification Format	17
7.1.1 Interface Class	18
7.1.2 Method descriptions.....	18
7.1.3 Parameter descriptions	18
7.1.4 State Model.....	18
7.2 Base Interface	18
7.2.1 Interface Class IpInterface	18
7.3 Service Interfaces	18
7.3.1 Overview	18
7.4 Generic Service Interface	19
7.4.1 Interface Class IpService	19
7.4.1.1 Method setCallback().....	19
7.4.1.2 Method setCallbackWithSessionID().....	19
8 Account Management Interface Classes	20
8.1 Interface Class IpAccountManager	20
8.1.1 Method createNotification().....	20
8.1.2 Method destroyNotification()	21
8.1.3 Method queryBalanceReq()	21
8.1.4 Method changeNotification().....	22
8.1.5 Method getNotification()	22
8.1.6 Method retrieveTransactionHistoryReq()	23
8.1.7 Method enableNotifications()	23
8.1.8 Method disableNotifications()	24
8.1.9 Method queryBalanceExpiryDateReq().....	24
8.1.10 Method updateBalanceReq()	24
8.1.11 Method createVoucherReq().....	25
8.1.12 Method destroyVoucherReq()	25
8.1.13 Method queryVoucherReq()	26
8.1.14 Method queryUserVouchersReq()	26
8.2 Interface Class IpAppAccountManager	26
8.2.1 Method reportNotification().....	27

8.2.2	Method queryBalanceRes()	27
8.2.3	Method queryBalanceErr()	28
8.2.4	Method retrieveTransactionHistoryRes()	28
8.2.5	Method retrieveTransactionHistoryErr()	28
8.2.6	Method queryBalanceExpiryDateRes()	28
8.2.7	Method queryBalanceExpiryDateErr()	29
8.2.8	Method updateBalanceRes()	29
8.2.9	Method updateBalanceErr()	29
8.2.10	Method createVoucherRes()	29
8.2.11	Method createVoucherErr()	30
8.2.12	Method destroyVoucherRes()	30
8.2.13	Method destroyVoucherErr()	30
8.2.14	Method queryVoucherRes()	30
8.2.15	Method queryVoucherErr()	31
8.2.16	Method queryUserVouchersRes()	31
8.2.17	Method queryUserVouchersErr()	31
9	State Transition Diagrams	31
9.1	State Transition Diagrams for IpAccountManager	31
9.1.1	Active State	32
9.1.2	Notifications created State	32
10	Account Management Service Properties	32
11	Data Definitions	34
11.1	Account Management Data Definitions	34
11.1.1	IpAppAccountManager	34
11.1.2	IpAppAccountManagerRef	34
11.1.3	IpAccountManager	34
11.1.4	IpAccountManagerRef	34
11.1.5	TpBalanceQueryError	34
11.1.6	TpChargingEventName	35
11.1.7	TpBalanceInfo	35
11.1.8	TpChargingEventInfo	36
11.1.9	TpChargingEventCriteria	36
11.1.10	TpChargingEventNameSet	36
11.1.11	TpChargingEventCriteriaResult	36
11.1.12	TpChargingEventCriteriaResultSet	36
11.1.13	TpBalance	36
11.1.14	TpBalanceSet	36
11.1.15	TpTransactionHistory	37
11.1.16	TpTransactionHistorySet	37
11.1.17	TpTransactionHistoryStatus	37
11.1.18	TpBalanceExpiryDate	37
11.1.19	TpBalanceExpiryDateSet	37
11.1.20	TpVoucherError	37
11.1.21	TpVoucher	38
11.1.22	TpVoucherSet	38
12	Exception Classes	38
Annex A (normative):	OMG IDL Description of Account Management SCF	39
Annex B (informative):	W3C WSDL Description of Account Management SCF	40
Annex C (informative):	Java™ API Description of the Account Management SCF	41
Annex D (informative):	Description of Account Management for 3GPP2 cdma2000 networks	42
D.1	General Exceptions	42
D.2	Specific Exceptions	42
D.2.1	Clause 1: Scope	42
D.2.2	Clause 2: References	42

D.2.3	Clause 3: Definitions and abbreviations	42
D.2.4	Clause 4: Account Management SCF.....	42
D.2.5	Clause 5: Sequence Diagrams	42
D.2.6	Clause 6: Class Diagrams.....	43
D.2.7	Clause 7: The Service Interface Specifications	43
D.2.8	Clause 8: Account Management Interface Classes.....	43
D.2.9	Clause 9: State Transition Diagrams	43
D.2.10	Clause 10: Account Management Service Properties.....	43
D.2.11	Clause 11: Data Definitions.....	43
D.2.12	Clause 12: Exception Classes.....	43
D.2.13	Annex A (normative): OMG IDL Description of Account Management SCF.....	43
D.2.14	Annex B (informative): W3C WSDL Description of Account Management SCF.....	43
Annex E (informative):	Change history	44
History		45

Foreword

This Technical Specification has been produced by the 3rd Generation Partnership Project (3GPP).

The contents of the present document are subject to continuing work within the TSG and may change following formal TSG approval. Should the TSG modify the contents of the present document, it will be re-released by the TSG with an identifying change of release date and an increase in version number as follows:

Version x.y.z

where:

- x the first digit:
 - 1 presented to TSG for information;
 - 2 presented to TSG for approval;
 - 3 or greater indicates TSG approved document under change control.
- y the second digit is incremented for all changes of substance, i.e. technical enhancements, corrections, updates, etc.
- z the third digit is incremented when editorial only changes have been incorporated in the document.

Introduction

The present document is part 11 of a multi-part TS covering the 3rd Generation Partnership Project: Technical Specification Group Core Network; Open Service Access (OSA); Application Programming Interface (API), as identified below. The **API specification** (3GPP TS 29.198) is structured in the following Parts:

Part 1:	"Overview";	
Part 2:	"Common Data Definitions";	
Part 3:	"Framework";	
Part 4:	"Call Control";	
	Sub-part 1: "Call Control Common Definitions";	
	Sub-part 2: "Generic Call Control SCF";	
	Sub-part 3: "Multi-Party Call Control SCF";	
	Sub-part 4: "Multi-Media Call Control SCF";	
	Sub-part 5: "Conference Call Control SCF";	(new in 3GPP Release 7)
Part 5:	"User Interaction SCF";	
Part 6:	"Mobility SCF";	
Part 7:	"Terminal Capabilities SCF";	
Part 8:	"Data Session Control SCF";	
Part 9:	"Generic Messaging SCF";	(not part of 3GPP Release 7)
Part 10:	"Connectivity Manager SCF";	(not part of 3GPP Release 7)
Part 11:	"Account Management SCF";	
Part 12:	"Charging SCF".	
Part 13:	"Policy Management SCF";	
Part 14:	"Presence and Availability Management SCF";	
Part 15:	"Multi Media Messaging SCF";	
Part 16:	"Service Broker SCF".	(new in Release 7)

The **Mapping specification of the OSA APIs and network protocols** (3GPP TR 29.998) is also structured as above. A mapping to network protocols is however not applicable for all Parts, but the numbering of Parts is kept. Also in case a Part is not supported in a Release, the numbering of the parts is maintained.

Table: Overview of the OSA APIs & Protocol Mappings 29.198 & 29.998-family

OSA API specifications 29.198-family						OSA API Mapping - 29.998-family	
29.198-01	Overview					29.998-01	Overview
29.198-02	Common Data Definitions					29.998-02	<i>Not Applicable</i>
29.198-03	Framework					29.998-03	<i>Not Applicable</i>
Call Control (CC) SCF	29.198-04-1	29.198-04-2	29.198-04-3	29.198-04-4	29.198-04-5	29.998-04-1	Generic Call Control – CAP mapping
	Common CC data definitions	Generic CC SCF	Multi-Party CC SCF	Multi-media CC SCF	Conf CC SCF	29.998-04-2	<i>Generic Call Control – INAP mapping</i>
						29.998-04-3	<i>Generic Call Control – Megaco mapping</i>
						29.998-04-4	Multiparty Call Control – ISC mapping
29.198-05	User Interaction SCF					29.998-05-1	User Interaction – CAP mapping
						29.998-05-2	<i>User Interaction – INAP mapping</i>
						29.998-05-3	<i>User Interaction – Megaco mapping</i>
						29.998-05-4	User Interaction – SMS mapping
29.198-06	Mobility SCF					29.998-06-1	User Status and User Location – MAP mapping
						29.998-06-2	User Status and User Location – SIP mapping
29.198-07	Terminal Capabilities SCF					29.998-07	<i>Not Applicable</i>
29.198-08	Data Session Control SCF					29.998-08	Data Session Control – CAP mapping
29.198-09	<i>Generic Messaging SCF</i>					29.998-09	<i>Not Applicable</i>
29.198-10	<i>Connectivity Manager SCF</i>					29.998-10	<i>Not Applicable</i>
29.198-11	Account Management SCF					29.998-11	<i>Not Applicable</i>
29.198-12	Charging SCF					29.998-12	<i>Not Applicable</i>
29.198-13	Policy Management SCF					29.998-13	<i>Not Applicable</i>
29.198-14	Presence & Availability Management SCF					29.998-14	<i>Not Applicable</i>
29.198-15	Multi-media Messaging SCF					29.998-15	<i>Not Applicable</i>
29.198-16	Service Broker SCF					29.998-16	<i>Not Applicable</i>

1 Scope

The present document is Part 11 of the Stage 3 specification for an Application Programming Interface (API) for Open Service Access (OSA).

The OSA specifications define an architecture that enables application developers to make use of network functionality through an open standardised interface, i.e. the OSA APIs. The concepts and the functional architecture for the OSA are contained in 3GPP TS 23.198 [3]. The requirements for OSA are contained in 3GPP TS 22.127 [2].

The present document specifies the Account Management Service Capability Feature (SCF) aspects of the interface. All aspects of the Account Management SCF are defined here, these being:

- Sequence Diagrams
- Class Diagrams
- Interface specification plus detailed method descriptions
- State Transition diagrams
- Data definitions
- IDL Description of the interfaces
- WSDL Description of the interfaces

The process by which this task is accomplished is through the use of object modelling techniques described by the Unified Modelling Language (UML).

This specification has been defined jointly between 3GPP TSG CT WG5, ETSI TISPAN and the Parlay Group, in co-operation with a number of JAIN™ Community member companies.

2 References

The following documents contain provisions which, through reference in this text, constitute provisions of the present document.

- References are either specific (identified by date of publication, edition number, version number, etc.) or non-specific.
- For a specific reference, subsequent revisions do not apply.
- For a non-specific reference, the latest version applies. In the case of a reference to a 3GPP document (including a GSM document), a non-specific reference implicitly refers to the latest version of that document *in the same Release as the present document*.

- [1] 3GPP TS 29.198-1 "Open Service Access; Application Programming Interface; Part 1: Overview".
- [2] 3GPP TS 22.127: "Service Requirement for the Open Services Access (OSA); Stage 1".
- [3] 3GPP TS 23.198: "Open Service Access (OSA); Stage 2".
- [4] ISO 4217: "Codes for the representation of currencies and funds".

3 Definitions and abbreviations

3.1 Definitions

For the purposes of the present document, the terms and definitions given in TS 29.198-1 [1] apply.

3.2 Abbreviations

For the purposes of the present document, the abbreviations given in TS 29.198-1 [1] apply.

4 Account Management SCF

The following clauses describe each aspect of the Account Management Service Capability Feature (SCF).

The order is as follows:

- The Sequence diagrams give the reader a practical idea of how each of the SCFs is implemented.
- The Class relationships clause shows how each of the interfaces applicable to the SCF, relate to one another
- The Interface specification clause describes in detail each of the interfaces shown within the Class diagram part.
- The State Transition Diagrams (STD) show the progression of internal processes either in the application, or Gateway.
- The Data definitions section shows a detailed expansion of each of the data types associated with the methods within the classes. Note that some data types are used in other methods and classes and are therefore defined within the Common Data types part of this specification.

4.1 General requirements on support of methods

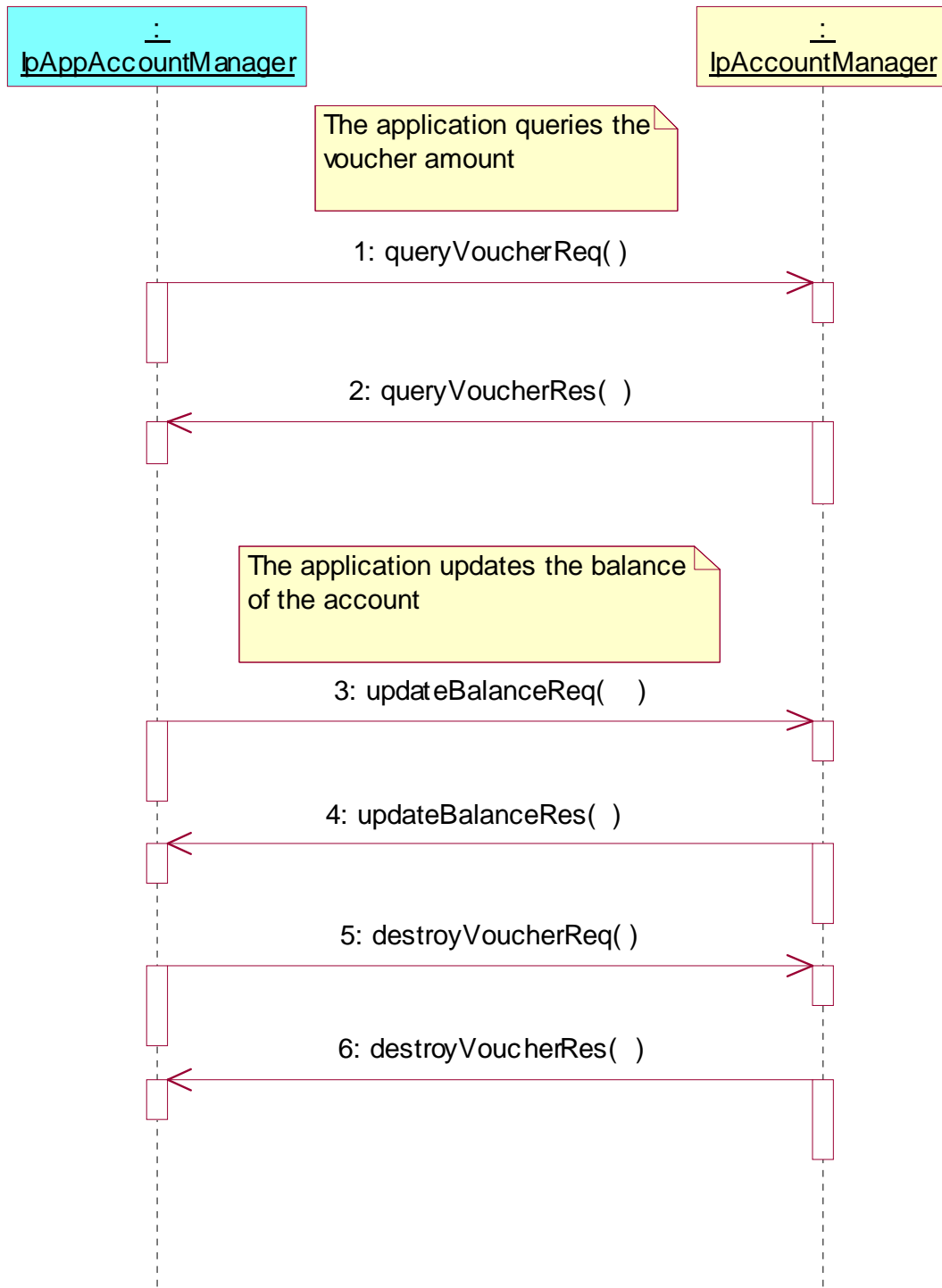
An implementation of this API which supports or implements a method described in the present document, shall support or implement the functionality described for that method, for at least one valid set of values for the parameters of that method.

Where a method is not supported by an implementation of a Service interface, the exception `P_METHOD_NOT_SUPPORTED` shall be returned to any call of that method.

Where a method is not supported by an implementation of an Application interface, a call to that method shall be possible, and no exception shall be returned.

5 Sequence Diagrams

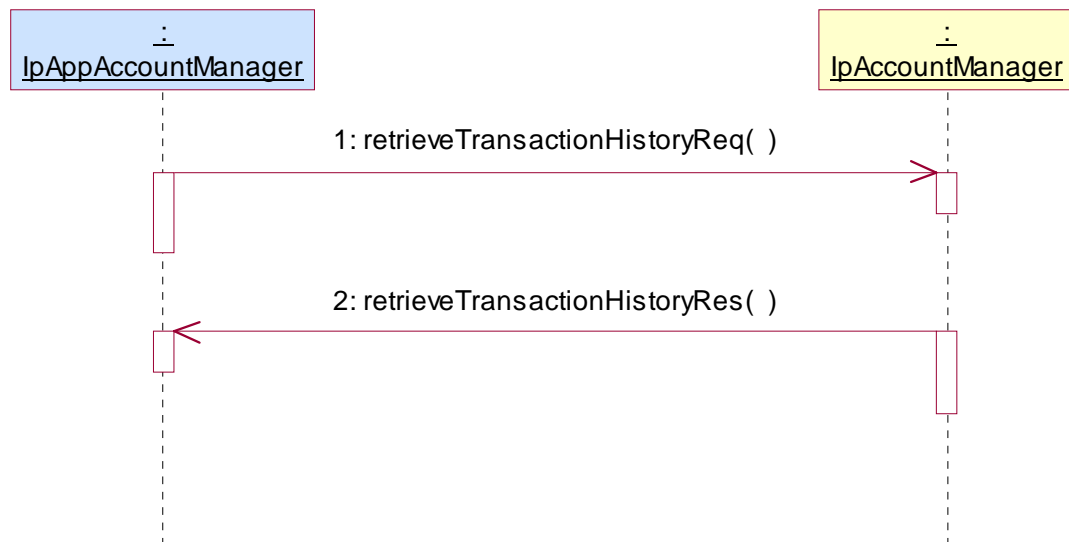
5.1 Standard Voucher Handling



1: This message is used to get a voucher for an amount.

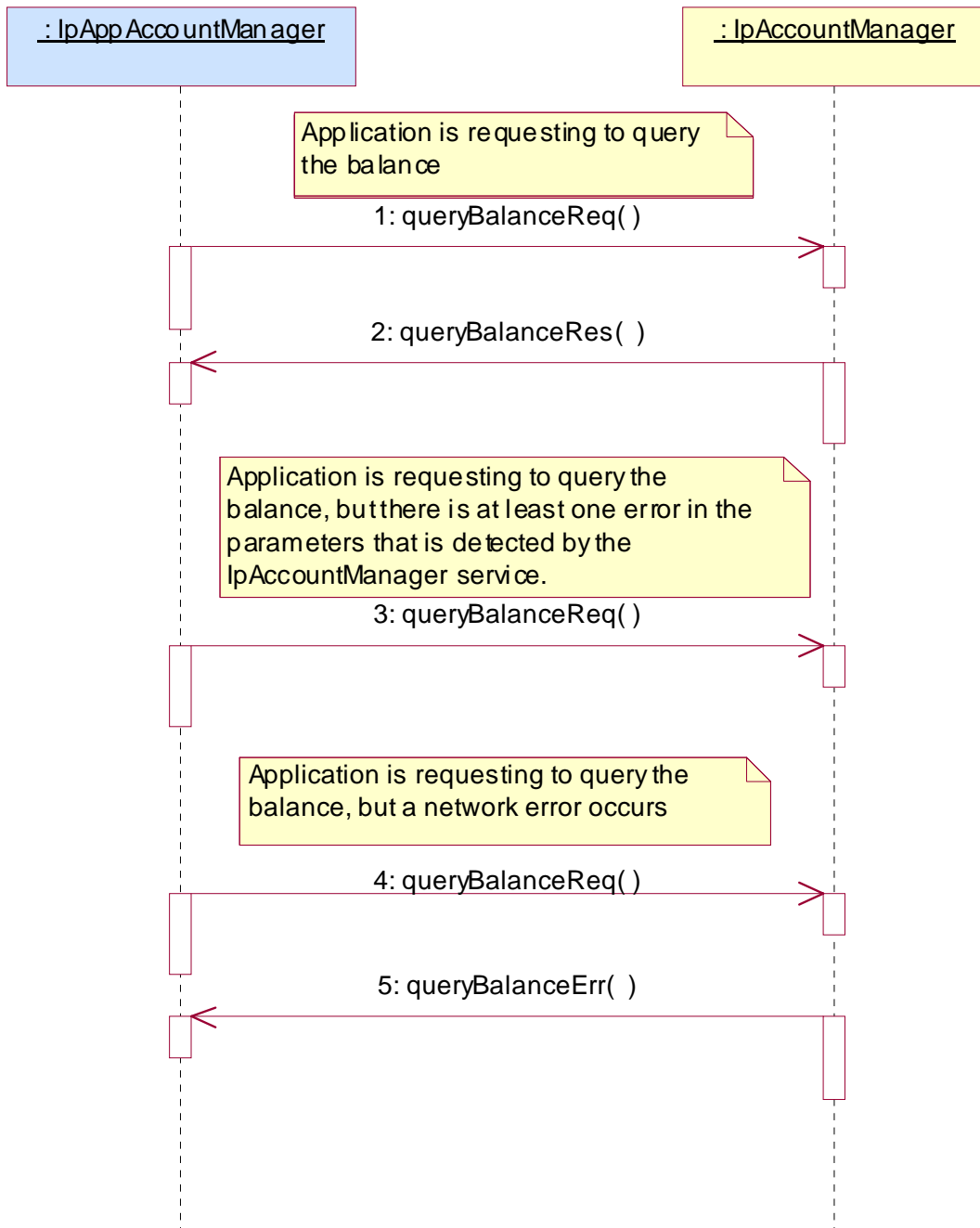
- 2: This message used to return the amount requested.
- 3: This message is used to update the balance of the account.
- 4: This message is used to return the confirmation of the update.
- 5: This message is used to remove the voucher.
- 6: This message is used to confirm that the voucher is removed.

5.2 Standard Transaction History Retrieval



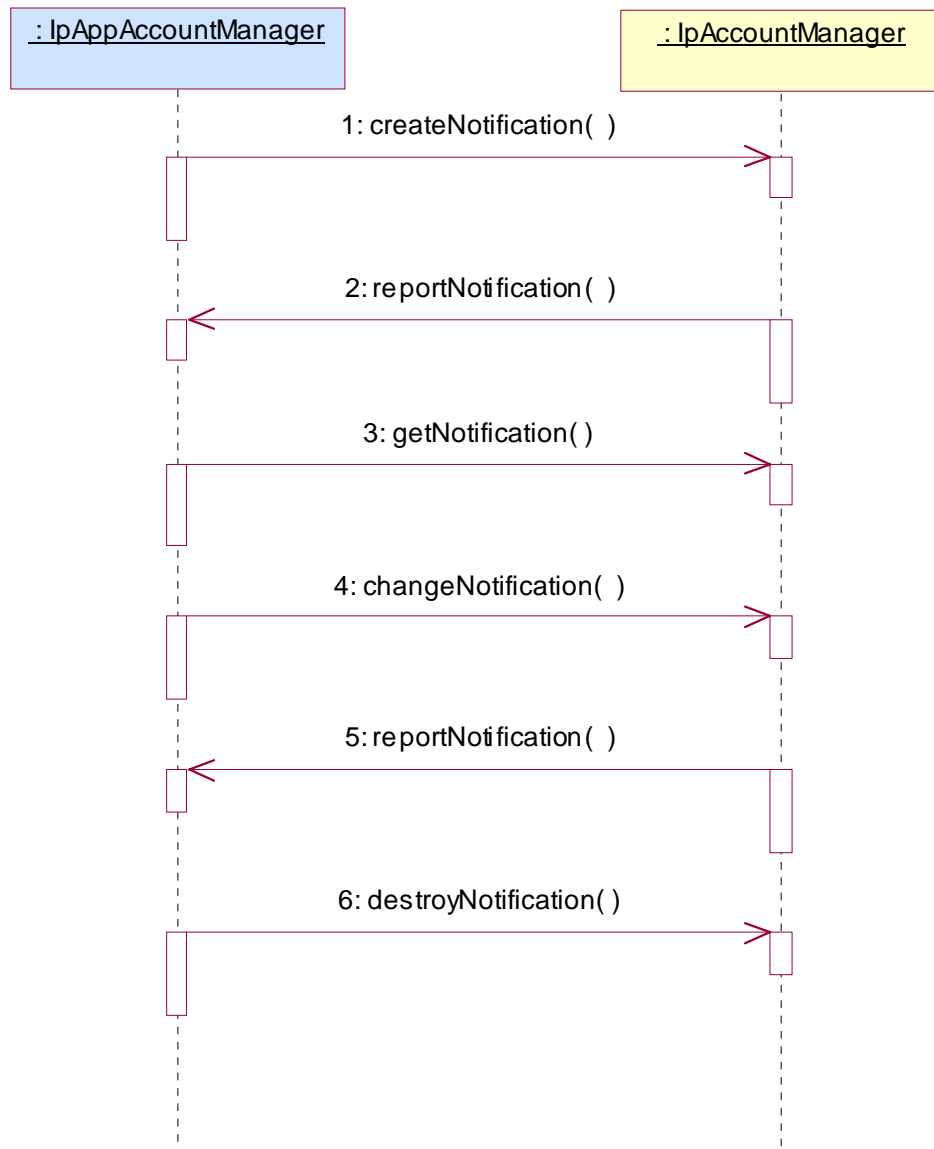
- 1: This message is used by the application to retrieve a transaction history for a certain subscriber's account.
- 2: This method passes the result of the transaction history retrieval request for a specific user to its callback object.

5.3 Standard Query Handling



- 1: This message is used to query the balance of the account of one or several users.
- 2: This message passes the result of the balance query for one or several users to its callback object.
- 3: This scenario shows the case where at least one error in the parameters of the message is detected by the `IpAccountManager` object. An exception will be thrown.
- 4: This scenario shows the case where a network error occurs.
- 5: This message passes the error of the balance query. No exception is thrown.

5.4 Standard Notification handling



1: This message is used by the application to request notifications from the IpAccountManager service on certain criteria for one or several users.

2: This message is used by the IpAccountManager service to report a charging event that meets the criteria set in the createNotification message.

3: The application can request the current criteria set in the IpAccountManager service by invoking the getNotification method.

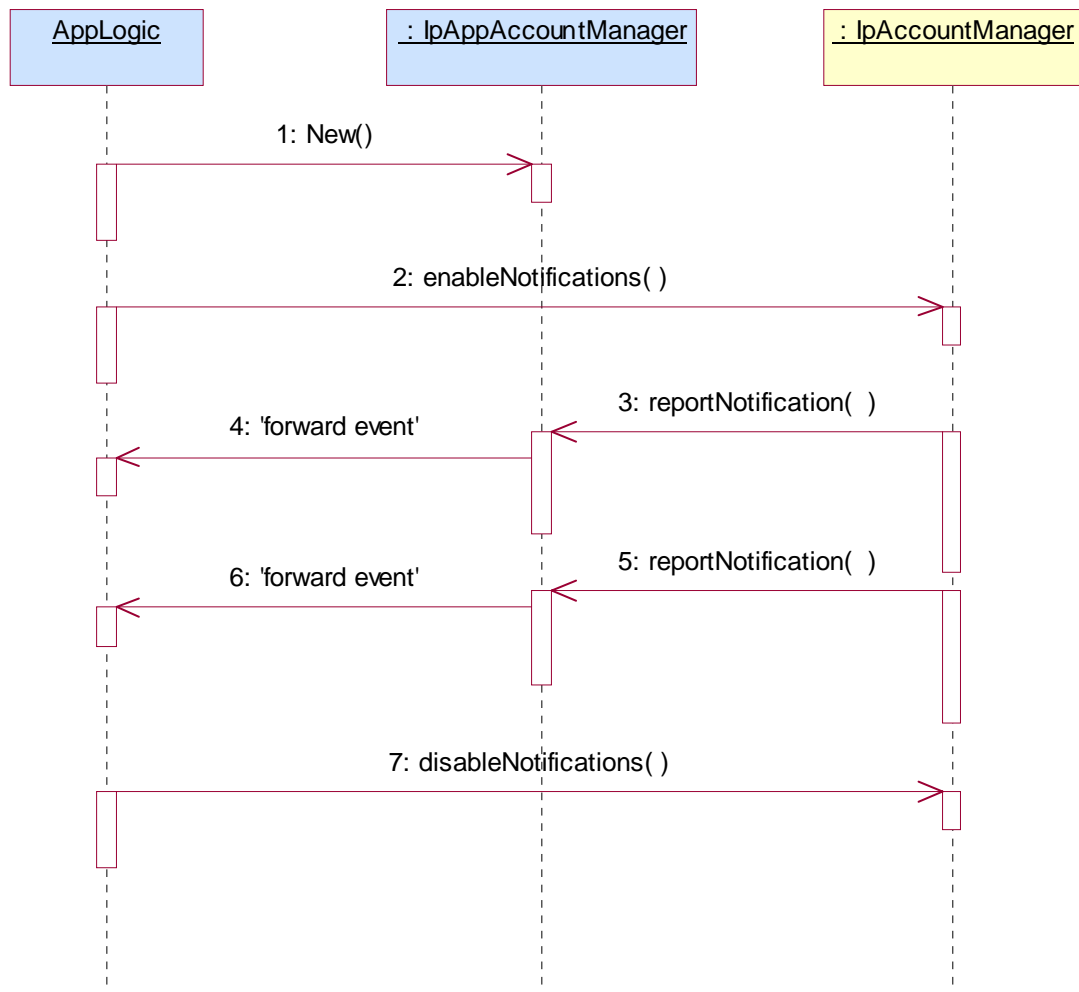
4: This message is used by the application to change the criteria initially created by createNotification, and previously obtained by getNotification.

5: This message is used by the IpAccountManager service to report a charging event that meets the new criteria.

6: This method is used by the application to disable the charging notifications.

5.5 Network Controlled Notifications

The following sequence diagram shows how an application can receive notifications that have not been created by the application, but are provisioned from within the network.



- 1: The application is started. The application creates a new IpAppAccountManager to handle callbacks.
- 2: The enableNotifications method is invoked on the IpAccountManager interface to indicate that the application is ready to receive notifications that are created in the network. For illustrative purposes we assume notifications of type "B" are created in the network.
- 3: When a network created trigger occurs the application is notified on the callback interface.
- 4: The event is forwarded to the application.
- 5: When a network created trigger occurs the application is notified on the callback interface.
- 6: The event is forwarded to the application.

7: When the application does not want to receive notifications created in the network anymore, it invokes `disableNotifications` on the `IpMultiPartyCallControlManager` interface. From now on the gateway will not send any notifications to the application that are created in the network. The application will still receive notifications that it has created himself until the application removes them.

6 Class Diagrams

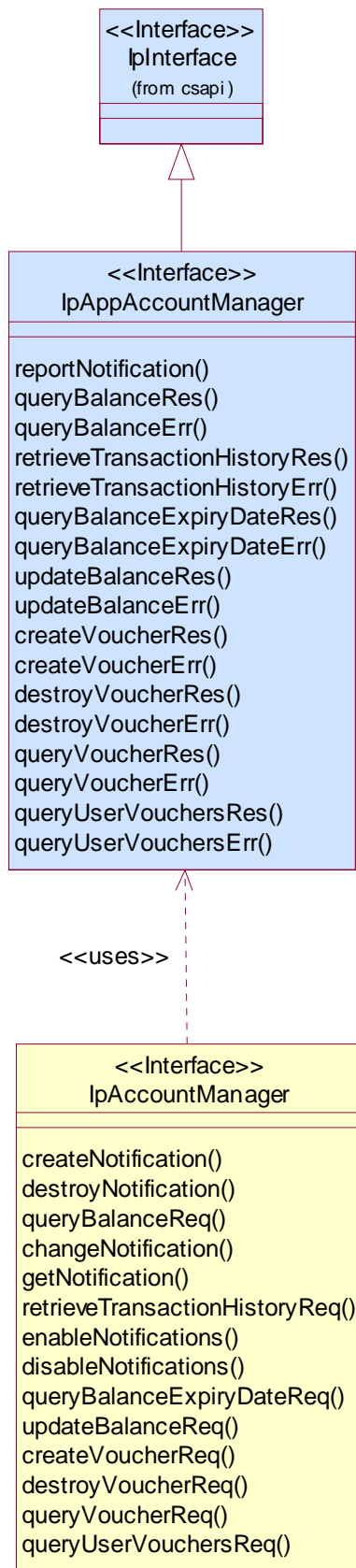


Figure: Application Interfaces

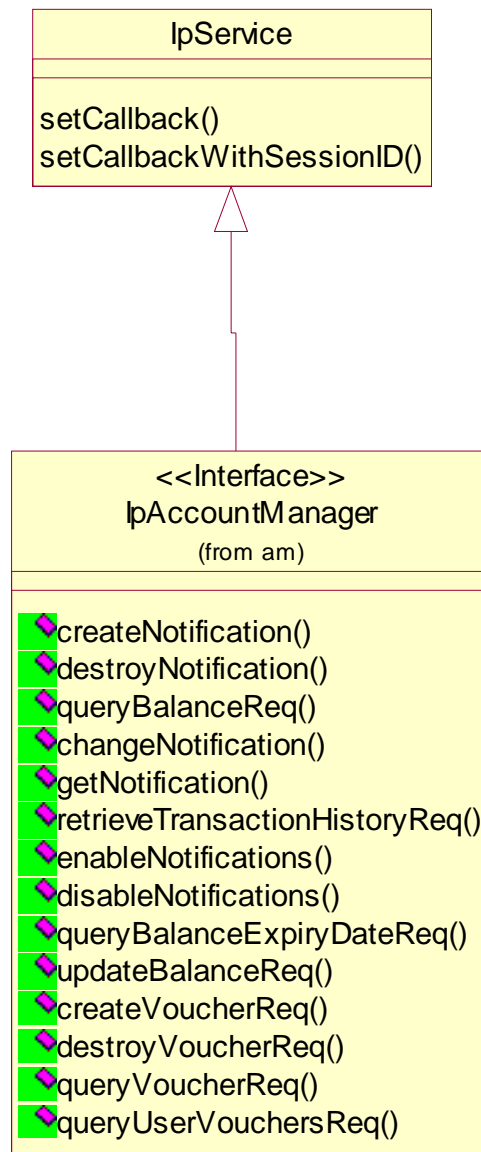


Figure: Service Interfaces

7 The Service Interface Specifications

7.1 Interface Specification Format

This clause defines the interfaces, methods and parameters that form a part of the API specification. The Unified Modelling Language (UML) is used to specify the interface classes. The general format of an interface specification is described below.

7.1.1 Interface Class

This shows a UML interface class description of the methods supported by that interface, and the relevant parameters and types. The Service and Framework interfaces for enterprise-based client applications are denoted by classes with name `Ip<name>`. The callback interfaces to the applications are denoted by classes with name `IpApp<name>`. For the interfaces between a Service and the Framework, the Service interfaces are typically denoted by classes with name `IpSvc<name>`, while the Framework interfaces are denoted by classes with name `IpFw<name>`.

7.1.2 Method descriptions

Each method (API method 'call') is described. Both synchronous and asynchronous methods are used in the API. Asynchronous methods are identified by a 'Req' suffix for a method request, and, if applicable, are served by asynchronous methods identified by either a 'Res' or 'Err' suffix for method results and errors, respectively. To handle responses and reports, the application or service developer must implement the relevant `IpApp<name>` or `IpSvc<name>` interfaces to provide the callback mechanism.

7.1.3 Parameter descriptions

Each method parameter and its possible values are described. Parameters described as 'in' represent those that must have a value when the method is called. Those described as 'out' are those that contain the return result of the method when the method returns.

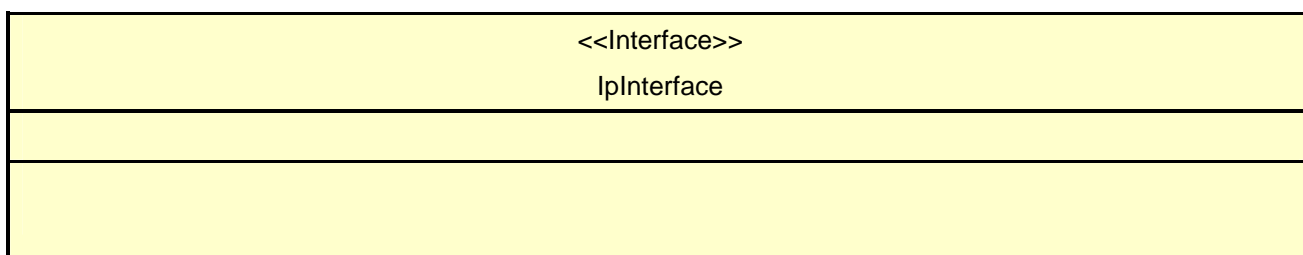
7.1.4 State Model

If relevant, a state model is shown to illustrate the states of the objects that implement the described interface.

7.2 Base Interface

7.2.1 Interface Class IpInterface

All application, framework and service interfaces inherit from the following interface. This API Base Interface does not provide any additional methods.



7.3 Service Interfaces

7.3.1 Overview

The Service Interfaces provide the interfaces into the capabilities of the underlying network - such as call control, user interaction, messaging, mobility and connectivity management.

The interfaces that are implemented by the services are denoted as 'Service Interface'. The corresponding interfaces that must be implemented by the application (e.g. for API callbacks) are denoted as 'Application Interface'.

7.4 Generic Service Interface

7.4.1 Interface Class IpService

Inherits from: IpInterface

All service interfaces inherit from the following interface.

<<Interface>> IpService
<pre> setCallback (appInterface : in IpInterfaceRef) : void setCallbackWithSessionID (appInterface : in IpInterfaceRef, sessionID : in TpSessionID) : void </pre>

7.4.1.1 Method setCallback()

This method specifies the reference address of the callback interface that a service uses to invoke methods on the application. It is not allowed to invoke this method on an interface that uses SessionIDs. Multiple invocations of this method on an interface shall result in multiple callback references being specified. The SCS shall use the most recent callback interface provided by the application using this method. In the event that a callback reference fails or is no longer available, the next most recent callback reference available shall be used.

Parameters

appInterface : in IpInterfaceRef

Specifies a reference to the application interface, which is used for callbacks.

Raises

TpCommonExceptions, P_INVALID_INTERFACE_TYPE

7.4.1.2 Method setCallbackWithSessionID()

This method specifies the reference address of the application's callback interface that a service uses for interactions associated with a specific session ID: e.g. a specific call, or call leg. It is not allowed to invoke this method on an interface that does not use SessionIDs. Multiple invocations of this method on an interface shall result in multiple callback references being specified. The SCS shall use the most recent callback interface provided by the application using this method. In the event that a callback reference fails or is no longer available, the next most recent callback reference available shall be used.

Parameters

appInterface : in IpInterfaceRef

Specifies a reference to the application interface, which is used for callbacks.

sessionID : in TpSessionID

Specifies the session for which the service can invoke the application's callback interface.

Raises

TpCommonExceptions, P_INVALID_SESSION_ID, P_INVALID_INTERFACE_TYPE

8 Account Management Interface Classes

8.1 Interface Class IpAccountManager

Inherits from: IpService.

The account manager interface provides methods for managing accounts. Applications can use this interface to enable or disable charging-related event notifications and to manage account balances. Vouchers allow indirect references to amounts that can be applied to the account.

This interface shall be implemented by an Account Management SCF. The queryBalanceReq() method, or the retrieveTransactionHistoryReq() method, or both the createNotification() and destroyNotification methods, or both the enableNotifications and disableNotifications methods shall be implemented as a minimum requirement.

<<Interface>> IpAccountManager
createNotification (appAccountManager : in IpAppAccountManagerRef, chargingEventCriteria : in TpChargingEventCriteria) : TpAssignmentID destroyNotification (assignmentId : in TpAssignmentID) : void queryBalanceReq (users : in TpAddressSet) : TpAssignmentID changeNotification (assignmentId : in TpAssignmentID, eventCriteria : in TpChargingEventCriteria) : void getNotification () : TpChargingEventCriteriaResultSet retrieveTransactionHistoryReq (user : in TpAddress, transactionInterval : in TpTimeInterval) : TpAssignmentID enableNotifications (appAccountManager : in IpAppAccountManagerRef) : TpAssignmentID disableNotifications () : void queryBalanceExpiryDateReq (users : in TpAddressSet) : TpAssignmentID updateBalanceReq (user : in TpAddress, debit : in TpBoolean, amount : in TpBalanceInfo, period : in TpInt32) : TpAssignmentID createVoucherReq (user : in TpAddress, amount : in TpBalanceInfo) : TpAssignmentID destroyVoucherReq (voucherId : in TpAssignmentID) : TpAssignmentID queryVoucherReq (voucherId : in TpAssignmentID) : TpAssignmentID queryUserVouchersReq (user : in TpAddress) : TpAssignmentID

8.1.1 Method createNotification()

This method is used by the application to enable charging event notifications to be sent to the application.

If the same application invokes this method multiple times with exactly the same criteria but with different callback references, then these shall be treated as additional callback references. Each such notification request shall share the

same assignmentID. The SCS shall use the most recent callback interface provided by the application using this method. In the event that a callback reference fails or is no longer available, the next most recent callback reference available shall be used.

In case the createNotification contains no callback, at the moment the application needs to be informed the gateway will use as callback the callback that has been registered by setCallback().

Returns assignmentId : Specifies the ID assigned by the account management object for this newly enabled event notification.

Parameters

appAccountManager : in IpAppAccountManagerRef

If this parameter is set (i.e. not NULL) it specifies a reference to the application interface, which is used for callbacks. If set to NULL, the application interface defaults to the interface specified via the setCallback() method.

chargingEventCriteria : in TpChargingEventCriteria

Specifies the event specific criteria used by the application to define the charging event required. Individual addresses or address ranges may be specified for subscriber accounts. Example of events are "charging" and "recharging".

Returns

TpAssignmentID

Raises

TpCommonExceptions, P_INVALID_ADDRESS, P_INVALID_CRITERIA, P_INVALID_EVENT_TYPE, P_UNKNOWN_SUBSCRIBER

8.1.2 Method destroyNotification()

This method is used by the application to disable charging notifications. This method only applies to notifications created with createNotification().

Parameters

assignmentId : in TpAssignmentID

Specifies the assignment ID that was given by the account management object when the application enabled the charging notification.

Raises

TpCommonExceptions, P_INVALID_ASSIGNMENT_ID

8.1.3 Method queryBalanceReq()

This method is used by the application to query the balance of an account for one or several users. A queryBalanceRes() will be sent for all valid users, and a queryBalanceErr() will be sent for all invalid users or other errors.

Returns queryId : Specifies the ID of the balance query request.

*Parameters***users : in TpAddressSet**

Specifies the user(s) for which the balance is queried.

*Returns***TpAssignmentID***Raises***TpCommonExceptions, P_UNKNOWN_SUBSCRIBER, P_UNAUTHORIZED_APPLICATION**

8.1.4 Method changeNotification()

This method is used by the application to change the event criteria introduced with createNotification. Any stored criteria associated with the specified assignmentID will be replaced with the specified criteria.

*Parameters***assignmentID : in TpAssignmentID**

Specifies the ID assigned by the manager interface for the event notification.

eventCriteria : in TpChargingEventCriteria

Specifies the new set of event criteria used by the application to define the event required. Only events that meet these criteria are reported.

*Raises***TpCommonExceptions, P_INVALID_ASSIGNMENT_ID, P_INVALID_CRITERIA, P_INVALID_EVENT_TYPE, P_UNKNOWN_SUBSCRIBER, P_INVALID_ADDRESS**

8.1.5 Method getNotification()

This method is used by the application to query the event criteria set with createNotification or changeNotification.

Returns eventCriteria : Specifies the event criteria used by the application to define the event required. Only events that meet these criteria are reported.

Parameters

No Parameters were identified for this method

*Returns***TpChargingEventCriteriaResultSet***Raises***TpCommonExceptions**

8.1.6 Method retrieveTransactionHistoryReq()

This asynchronous method is used by the application to retrieve a transaction history of a subscriber's account. The history is a set of Detailed Records.

Returns retrievalID : Specifies the retrieval ID of the transaction history retrieval request.

Parameters

user : in TpAddress

Specifies the subscriber for whose account the transaction history is to be retrieved.

transactionInterval : in TpTimeInterval

Specifies the time interval for which the application history is to be retrieved.

Returns

TpAssignmentID

Raises

TpCommonExceptions, P_UNKNOWN_SUBSCRIBER, P_UNAUTHORIZED_APPLICATION, P_INVALID_TIME_AND_DATE_FORMAT

8.1.7 Method enableNotifications()

This method is used to indicate that the application is able to receive which are provisioned from within the network (i.e. these notifications are NOT set using createNotification() but via, for instance, a network management system). If notifications provisioned for this application are created or changed, the application is unaware of this until the notification is reported.

If the same application invokes this method multiple times with different IpAppAccountManager references, then these shall be treated as additional callback references. Each such notification request shall share the same assignmentID. The SCS shall use the most recent callback interface provided by the application using this method. In the event that a callback reference fails or is no longer available, the next most recent callback reference available shall be used.

When this method is used, it is still possible to use createNotification() for service provider provisioned notifications on the same interface as long as the criteria in the network and provided by createNotification() do not overlap. However, it is NOT recommended to use both mechanisms on the same service manager.

The methods changeNotification(), getNotification(), and destroyNotification() do not apply to notifications provisioned in the network and enabled using enableNotifications(). These only apply to notifications created using createNotification().

Returns assignmentID: Specifies the ID assigned by the manager interface for this operation. This ID is contained in any reportNotification() that relates to notifications provisioned from within the network Repeated calls to enableNotifications() return the same assignment ID.

Parameters

appAccountManager : in IpAppAccountManagerRef

If this parameter is set (i.e. not NULL) it specifies a reference to the application interface, which is used for callbacks. If set to NULL, the application interface defaults to the interface specified via the setCallback() method.

*Returns***TpAssignmentID***Raises***TpCommonExceptions**

8.1.8 Method disableNotifications()

This method is used to indicate that the application is not able to receive notifications for which the provisioning has been done from within the network. (i.e. these notifications that are NOT set using createNotification() but via, for instance, a network management system). After this method is called, no such notifications are reported anymore.

Parameters

No Parameters were identified for this method

*Raises***TpCommonExceptions**

8.1.9 Method queryBalanceExpiryDateReq()

This method is used by the application to query the expiration date of the account. The returned date is the date the current balance will expire. Nil is returned if the balance does not expire. A queryBalanceExpiryDateRes() will be sent for all valid users, and a queryBalanceExpiryDateErr() will be sent for all invalid users or other errors.

Returns queryId: Specifies the ID of the balance expiry date query request.

*Parameters***users : in TpAddressSet**

Specifies the user(s) for which the balance expiry date is queried.

*Returns***TpAssignmentID***Raises***TpCommonExceptions, P_UNKNOWN_SUBSCRIBER, P_UNAUTHORIZED_APPLICATION**

8.1.10 Method updateBalanceReq()

This method is used by the application to update the balance of the account.

Returns requestId: Specifies the ID of the update balance request.

*Parameters***user : in TpAddress**

Specifies the user for which the balance update will be done.

debit : in TpBoolean

Specifies that the amount will be subtracted from the balance if the debit parameter is true, or that the amount will be added to the account if the debit parameter is false.

amount : in TpBalanceInfo

Specifies the amount that will be added or subtracted to the user's account. The charge is specified as a currency amount.

period : in TpInt32

Specifies the period at which the balance will expire. The balance is requested to expire in a number of days indicated by the period parameter. The operator's policy may overrule this parameter. If the period parameter is 0, the operator's policy on the balance expiration is always in effect.

Returns

TpAssignmentID

Raises

TpCommonExceptions, P_UNKNOWN_SUBSCRIBER, P_UNAUTHORIZED_APPLICATION

8.1.11 Method createVoucherReq()

This method is used by the application to create a voucher for an amount.

Returns requestId: Specifies the ID of the voucher create request.

*Parameters***user : in TpAddress**

Specifies the user for which the voucher create will be done.

amount : in TpBalanceInfo

Specifies the amount of the voucher. The charge is specified as a currency amount.

Returns

TpAssignmentID

Raises

TpCommonExceptions, P_UNKNOWN_SUBSCRIBER, P_UNAUTHORIZED_APPLICATION

8.1.12 Method destroyVoucherReq()

This method is used by the application to destroy a voucher for an amount.

Returns requestId: Specifies the ID of the destroy voucher request.

*Parameters***voucherId : in TpAssignmentID**

Specifies the voucher to be destroyed.

*Returns***TpAssignmentID***Raises***TpCommonExceptions, P_UNAUTHORIZED_APPLICATION, P_INVALID_ASSIGNMENT_ID**

8.1.13 Method queryVoucherReq()

This method is used by the application to get the voucher information.

Returns queryId: Specifies the identifier for this request.

*Parameters***voucherId : in TpAssignmentID**

Specifies the voucher to be queried.

*Returns***TpAssignmentID***Raises***TpCommonExceptions, P_UNAUTHORIZED_APPLICATION, P_INVALID_ASSIGNMENT_ID**

8.1.14 Method queryUserVouchersReq()

This method is used by the application to get the vouchers for a user.

Returns queryId: Specifies the ID for the get vouchers request.

*Parameters***user : in TpAddress**

Specifies the user for which the vouchers will be returned.

*Returns***TpAssignmentID***Raises***TpCommonExceptions, P_UNKNOWN_SUBSCRIBER, P_UNAUTHORIZED_APPLICATION, P_INVALID_ASSIGNMENT_ID**

8.2 Interface Class IpAppAccountManager

Inherits from: IpInterface.

The account manager application interface is implemented by the client application developer and is used to handle charging event notifications and query balance responses.

<<Interface>> IpAppAccountManager
<pre> reportNotification (chargingEventInfo : in TpChargingEventInfo, assignmentId : in TpAssignmentID) : void queryBalanceRes (queryId : in TpAssignmentID, balances : in TpBalanceSet) : void queryBalanceErr (queryId : in TpAssignmentID, cause : in TpBalanceQueryError) : void retrieveTransactionHistoryRes (retrievalId : in TpAssignmentID, transactionHistory : in TpTransactionHistorySet) : void retrieveTransactionHistoryErr (retrievalId : in TpAssignmentID, transactionHistoryError : in TpTransactionHistoryStatus) : void queryBalanceExpiryDateRes (queryId : in TpAssignmentID, dates : in TpBalanceExpiryDateSet) : void queryBalanceExpiryDateErr (queryId : in TpAssignmentID, cause : in TpBalanceQueryError) : void updateBalanceRes (requestId : in TpAssignmentID, balance : in TpBalance) : void updateBalanceErr (requestId : in TpAssignmentID, cause : in TpBalanceQueryError) : void createVoucherRes (requestId : in TpAssignmentID, voucherId : in TpAssignmentID) : void createVoucherErr (requestId : in TpAssignmentID, cause : in TpVoucherError) : void destroyVoucherRes (requestId : in TpAssignmentID, voucherId : in TpAssignmentID) : void destroyVoucherErr (requestId : in TpAssignmentID, voucherId : in TpAssignmentID, cause : in TpVoucherError) : void queryVoucherRes (queryId : in TpAssignmentID, voucher : in TpVoucher) : void queryVoucherErr (queryId : in TpAssignmentID, voucherId : in TpAssignmentID, cause : in TpVoucherError) : void queryUserVouchersRes (queryId : in TpAssignmentID, vouchers : in TpVoucherSet) : void queryUserVouchersErr (queryId : in TpAssignmentID, cause : in TpVoucherError) : void </pre>

8.2.1 Method reportNotification()

This method is used to notify the application of a charging event.

Parameters

chargingEventInfo : in TpChargingEventInfo

Specifies data associated with this charging event. These data include the charging event being notified, the current value of the balance after the notified event occurred, and the time at which the charging event occurred.

assignmentId : in TpAssignmentID

Specifies the assignment ID that was returned by the createNotification() method. The application can use the assignment ID to associate events with event-specific criteria and to act accordingly.

8.2.2 Method queryBalanceRes()

This method indicates that the request to query the balance was successful and it reports the requested balance of an account to the application.

*Parameters***queryId : in TpAssignmentID**

Specifies the ID of the balance query request.

balances : in TpBalanceSet

Specifies the balance for one or more user accounts.

8.2.3 Method queryBalanceErr()

This method indicates that the request to query the balance failed and it reports the cause of failure to the application.

*Parameters***queryId : in TpAssignmentID**

Specifies the ID of the balance query request.

cause : in TpBalanceQueryError

Specifies the error that led to the failure.

8.2.4 Method retrieveTransactionHistoryRes()

This method indicates that the request to retrieve the transaction history was successful and it returns the requested transaction history.

*Parameters***retrievalID : in TpAssignmentID**

Specifies the retrievalID of the transaction history retrieval request.

transactionHistory : in TpTransactionHistorySet

Specifies the requested transaction history.

8.2.5 Method retrieveTransactionHistoryErr()

This method indicates that the request to retrieve the transaction history failed and it reports the cause of failure to the application.

*Parameters***retrievalID : in TpAssignmentID**

Specifies the retrievalID of the transaction history retrieval request.

transactionHistoryError : in TpTransactionHistoryStatus

Specifies the error that occurred while retrieving the transaction history.

8.2.6 Method queryBalanceExpiryDateRes()

This method indicates that the request to query the balance expiry date was successful and it reports the requested balance expiry date of an account to the application.

*Parameters***queryId** : in TpAssignmentID

Specifies the ID of the balance query expiry date request.

dates : in TpBalanceExpiryDateSet

Specifies the balance expiry date for one or more user accounts.

8.2.7 Method queryBalanceExpiryDateErr()

This method indicates that the request to query the balance expiry date failed and it reports the cause of failure to the application.

*Parameters***queryId** : in TpAssignmentID

Specifies the ID of the balance query expiry date request.

cause : in TpBalanceQueryError

Specifies the error that led to the failure.

8.2.8 Method updateBalanceRes()

This method indicates that the request to update the balance update was successful and it reports the balance of an account to the application.

*Parameters***requestId** : in TpAssignmentID

Specifies the ID of the balance update request.

balance : in TpBalance

Specifies the balance of the account.

8.2.9 Method updateBalanceErr()

This method indicates that the request to update the balance failed and it reports the cause of failure to the application.

*Parameters***requestId** : in TpAssignmentID

Specifies the ID of the balance update request.

cause : in TpBalanceQueryError

Specifies the error that led to the failure.

8.2.10 Method createVoucherRes()

This method indicates that the request to create a voucher was successful.

*Parameters***requestId** : in TpAssignmentID

Specifies the ID of the voucher create request.

voucherId : in TpAssignmentID

Specifies the voucher.

8.2.11 Method createVoucherErr()

This method indicates that the request to create a voucher failed and it reports the cause of failure to the application.

Parameters

requestId : in TpAssignmentID

Specifies the ID of the voucher create request.

cause : in TpVoucherError

Specifies the error that led to the failure.

8.2.12 Method destroyVoucherRes()

This method indicates that the request to destroy a voucher was successful.

Parameters

requestId : in TpAssignmentID

Specifies the ID of the request.

voucherId : in TpAssignmentID

Specifies the voucher.

8.2.13 Method destroyVoucherErr()

This method indicates that the request to destroy a voucher failed and it reports the cause of failure to the application.

Parameters

requestId : in TpAssignmentID

Specifies the ID of the request.

voucherId : in TpAssignmentID

Specifies the voucher.

cause : in TpVoucherError

Specifies the error that led to the failure.

8.2.14 Method queryVoucherRes()

This method indicates that the request to query the voucher information was successful and it reports the amount to the application.

Parameters

queryId : in TpAssignmentID

Specifies the ID of the query voucher amount request.

voucher : in TpVoucher

Specifies the information of the voucher.

8.2.15 Method queryVoucherErr()

This method indicates that the request to query the voucher failed and it reports the cause of failure to the application.

Parameters

queryId : in TpAssignmentID

Specifies the ID of the query voucher amount request.

voucherId : in TpAssignmentID

Specifies the voucher.

cause : in TpVoucherError

Specifies the error that led to the failure.

8.2.16 Method queryUserVouchersRes()

This method indicates that the request to query the vouchers was successful and it reports the set of vouchers to the application.

Parameters

queryId : in TpAssignmentID

Specifies the ID of the query vouchers request.

vouchers : in TpVoucherSet

Specifies the set of vouchers for the user.

8.2.17 Method queryUserVouchersErr()

This method indicates that the request to query the vouchers for a user failed and it reports the cause of failure to the application.

Parameters

queryId : in TpAssignmentID

Specifies the ID of the query vouchers request.

cause : in TpVoucherError

Specifies the error that led to the failure.

9 State Transition Diagrams

9.1 State Transition Diagrams for IpAccountManager

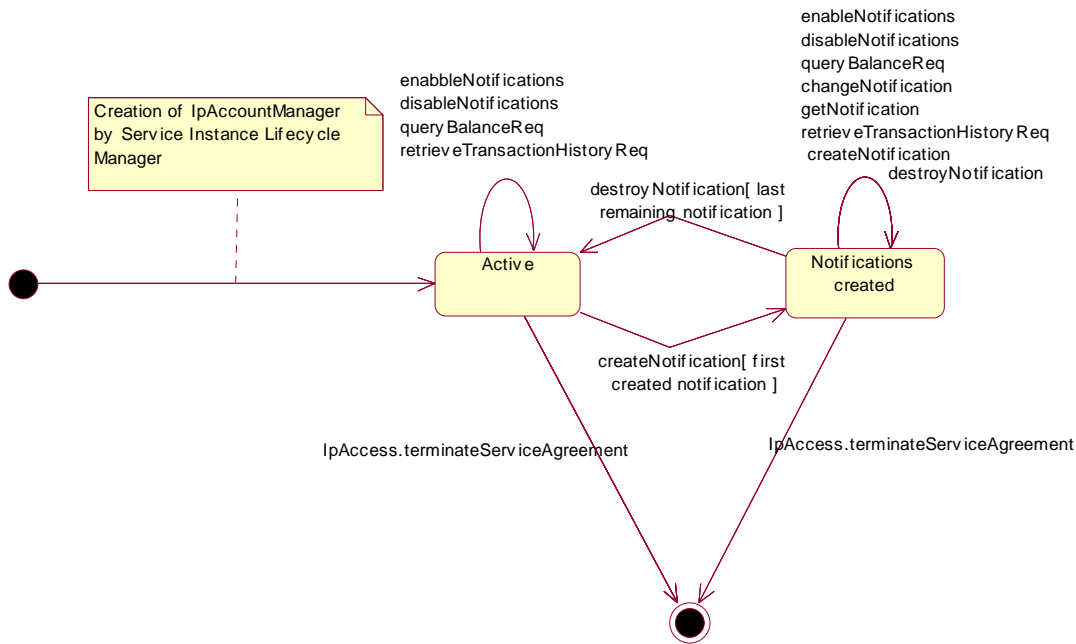


Figure : Application view on the IpAccountManager

9.1.1 Active State

In this state a relation between the Application and the Account Management has been established. The state allows the application to indicate that it is interested in charging related events, by calling createNotification/enableNotifications. In case such an event occurs, Account Manager will inform the application by invoking the operation reportNotification() on the IpAppAccountManager interface. The application can also indicate it is no longer interested in certain charging related events by calling destroyNotification/disableNotifications.

9.1.2 Notifications created State

When the Account Manager is in the Notifications created state, events requested with createNotification/enableNotifications will be forwarded to the application. In this state the application can request to change the notifications or query the Account Manager for the notifications currently set.

10 Account Management Service Properties

The following table lists properties relevant for the Account Management API.

Property	Type	Description/Interpretation
P_EVENT_TYPES	INTEGER_SET	Indicates the event types supported by the SCS. Static events are the events by which applications are initiated.
P_ADDRESSPLAN	INTEGER_SET	Indicates the supported address plans (defined in TpAddressPlan.) E.g. {P_ADDRESS_PLAN_E164, P_ADDRESS_PLAN_IP}). Note that more than one address plan may be supported.

The previous table lists properties related to the capabilities of the SCS itself. The following table lists properties that are used in the context of the Service Level Agreement, e.g. to restrict the access of applications to the capabilities of the SCS.

Property	Type	Description/Interpretation
P_NOTIFICATION_ADDRESS_RANGES	XML_ADDRESS_RANGE_SET	Indicates for which numbers notifications may be set. More than one range may be present. For terminating notifications they apply to the terminating number, for originating notifications they apply only to the originating number.
P_CURRENCY_ALLOWED	STRING_SET	Indicates the currencies that can be returned in the queryBalanceRes. The valid values for the string set are according to ISO-4217. E.g. {'EUR', 'NLG'}.
P_HISTORY_ALLOWED	STRING_SET	Indicates the length of the transaction history interval that is allowed to be retrieved by the application. The valid values for the string are according to TpDateAndTime. The string-set will be of format {"lower_start_time", "upper_stop_time"}, e.g. {"1998-12-04 10:30", "1999-12-04 10:30"}
P_MAX_ADDRESSES_PER_QUERY	INTEGER_SET	Indicates the maximum number of addresses which can be included in a queryBalanceReq.

11 Data Definitions

11.1 Account Management Data Definitions

This clause provides the Account Management specific data definitions necessary to support the OSA interface specification.

The general format of a data definition specification is the following:

- Data type, that shows the name of the data type.
- Description, that describes the data type.
- Tabular specification, that specifies the data types and values of the data type.
- Example, if relevant, shown to illustrate the data type.

All data types referenced in this document but not defined in this clause are common data definitions which may be found in 3GPP TS 29.198-2.

11.1.1 IpAppAccountManager

Defines the address of an IpAppAccountManager Interface.

11.1.2 IpAppAccountManagerRef

Defines a Reference to type IpAppAccountManager

11.1.3 IpAccountManager

Defines the address of an IpAccountManager Interface.

11.1.4 IpAccountManagerRef

Defines a Reference to type IpAccountManager

11.1.5 TpBalanceQueryError

Defines an error that is reported by the Charging service capability feature as a result of a balance query request.

Name	Value	Description
P_BALANCE_QUERY_OK	0	No error occurred while processing the request
P_BALANCE_QUERY_ERROR_UNDEFINED	1	General error, unspecified
P_BALANCE_QUERY_UNKNOWN_SUBSCRIBER	2	Subscriber for which balance is queried is unknown
P_BALANCE_QUERY_UNAUTHORIZED_APPLICATION	3	Application is not authorized to query balance
P_BALANCE_QUERY_SYSTEM_FAILURE	4	System failure. The request could not be handled

11.1.6 TpChargingEventName

Defines the charging event for which notifications can be requested by the application.

Name	Value	Description
P_AM_CHARGING	0	End user's account has been charged by an application
P_AM_RECHARGING	1	End user has recharged the account
P_AM_ACCOUNT_LOW	2	Account balance is below the balance threshold
P_AM_ACCOUNT_ZERO	3	Account balance is at zero
P_AM_ACCOUNT_DISABLED	4	Account has been disabled

11.1.7 TpBalanceInfo

Defines the structure of data elements that specifies detailed balance info.

Structured Member Name	Structured Member Type	Description
Currency	TpString	Currency unit according to ISO-4217 [4].
ValuePartA	TpInt32	This data type is identical to a TpInt32 and specifies the most significant part of the composed value. A currency amount is composed as follows: ((ValuePartA*2 ³² + ValuePartB) * 0,0001)
ValuePartB	TpInt32	This data type is identical to a TpInt32 and specifies the least significant part of the composed value.
Exponent	TpInt32	Specifies the position of the decimal point in the currency amount made up of the ValuePartA and the ValuePartB, as described above. E.g. an exponent of 4 means a pure integer value, whereas an exponent of 2 means an accuracy of 0,01.
AdditionalInfo	TpString	Descriptive string, containing additional information, which is sent to the application without prior evaluation.

As an example, the currency amount composed of a Currency of EUR, a ValuePartA of 0, a ValuePartB of 10 000, and an exponent of 2 yields a currency amount of € 100,00.

Valid Currencies are:

ADP, AED, AFA, ALL, AMD, ANG, AON, AOR, ARS, ATS, AUD, AWG, AZM, BAM, BBD, BDT, BEF, BGL, BGN, BHD, BIF, BMD, BND, BOB, BOV, BRL, BSD, BTN, BWP, BYB, BZD, CAD, CDF, CHF, CLF, CLP, CNY, COP, CRC, CUP, CVE, CYP, CZK, DEM, DJF, DKK, DOP, DZD, ECS, ECV, EEK, EGP, ERN, ESP, ETB, EUR, FIM, FJD, FKP, FRF, GBP, GEL, GHC, GIP, GMD, GNF, GRD, GTQ, GWP, GYD, HKD, HNL, HRK, HTG, HUF, IDR, IEP, ILS, INR, IQD, IRR, ISK, ITL, JMD, JOD, JPY, KES, KGS, KHR, KMF, KPW, KRW, KWD, KYD, KZT, LAK, LBP, LKR, LRD, LSL, LTL, LUF, LVL, LYD, MAD, MDL, MGF, MKD, MMK, MNT, MOP, MRO, MTL, MUR, MVR, MWK, MXN, MXV, MYR, MZM, NAD, NGN, NIO, NLG, NOK, NPR, NZD, OMR, PAB, PEN, PGK, PHP, PKR, PLN, PTE, PYG, QAR, ROL, RUB, RUR, RWF, SAR, SBD, SCR, SDD, SEK, SGD, SHP, SIT, SKK, SLL, SOS, SRG, STD, SVC, SYP, SZL, THB, TJR, TMM, TND, TOP, TPE, TRL, TTD, TWD, TZS, UAH, UGX, USD, USN, USS, UYU, UZS, VEB, VND, VUV, WST, XAF, XAG, XAU, XBA, XBB, XBC, XBD, XCD, XDR, XFO, XFU, XOF, XPD, XPF, XPT, XTS, XXX, YER, YUM, ZAL, ZAR, ZMK, ZRN, ZWD.

XXX is used for transactions where no currency is involved.

11.1.8 TpChargingEventInfo

Defines the structure of data elements that specifies charging event information.

Structured Member Name	Structured Member Type	Description
ChargingEventName	TpChargingEventName	The charging event for which notifications can be requested by the application
CurrentBalanceInfo	TpBalanceInfo	The current balance of the user's account
ChargingEventTime	TpTime	The time at which the charging event occurred.

11.1.9 TpChargingEventCriteria

Defines the structure of data elements that specifies charging event criteria.

Structured Member Name	Structured Member Type	Description
ChargingEvents	TpChargingEventNameSet	Specifies the specific charging event criteria used by the application to define the event required.
Users	TpAddressSet	Specifies the user(s) for which the charging events are requested to be reported.

11.1.10 TpChargingEventNameSet

Defines a collection of TpChargingEventName elements.

11.1.11 TpChargingEventCriteriaResult

Defines the Sequence of Data Elements that specify the criteria relating to event requests.

Sequence Element Name	Sequence Element Type
ChargingEventCriteria	TpChargingEventCriteria
AssignmentID	TpAssignmentID

11.1.12 TpChargingEventCriteriaResultSet

Defines a collection of TpChargingEventCriteriaResult elements.

11.1.13 TpBalance

Defines the structure of data elements that specifies a balance.

Structured Member Name	Structured Member Type	Description
UserID	TpAddress	Specifies the user to whom the account belongs.
StatusCode	TpBalanceQueryError	Specifies the status code for the balance query request.
BalanceInfo	TpBalanceInfo	Specifies the balance information for the user.

11.1.14 TpBalanceSet

Defines a collection of TpBalance elements.

11.1.15 TpTransactionHistory

This data type is a sequence of data elements that describes the transaction history.

Sequence Element Name	Sequence Element Type	Description
TransactionID	TpAssignmentID	Specifies the ID of the specific transaction
TimeStamp	TpDateAndTime	Specifies the date and time when the specific transaction was processed.
AdditionalInfo	TpString	Specifies a free format string providing additional information on the specific transaction. This could be the applicationDescription provided with the actual transaction.

11.1.16 TpTransactionHistorySet

Defines a collection of TpTransactionHistory elements.

11.1.17 TpTransactionHistoryStatus

Defines a status code that is reported by the Account Manager service capability feature as a result of a transaction history retrieval request.

Name	Value	Description
P_AM_TRANSACTION_ERROR_UNSPECIFIED	0	General error, unspecified
P_AM_TRANSACTION_INVALID_INTERVAL	1	An invalid interval for the transaction history was specified.
P_AM_TRANSACTION_UNKNOWN_ACCOUNT	2	No account for the specified user is known.
P_AM_TRANSACTION_UNAUTHORIZED_APPLICATION	3	Application is not authorized to query balance.
P_AM_TRANSACTION_PROCESSING_ERROR	4	A processing error occurred while compiling the transaction history.
P_AM_TRANSACTION_SYSTEM_FAILURE	5	System failure. The request could not be handled

11.1.18 TpBalanceExpiryDate

Defines the structure of data elements that specifies a balance expiry date.

Structure Element Name	Structure Element Type	Structure Element Description
UserID	TpAddress	Specifies the user to whom the account belongs.
StatusCode	TpBalanceQueryError	Specifies the status code for the balance query request
ExpiryDate	TpDateAndTime	Defines the expiry date and time

11.1.19 TpBalanceExpiryDateSet

Defines a Numbered set of data elements of TpBalanceExpiryDate.

11.1.20 TpVoucherError

Defines an error that is reported as a result of a voucher request.

Name	Value	Description
P_VOUCHER_OK	0	No error occurred while processing the request
P_VOUCHER_UNDEFINED	1	General error, unspecified
P_VOUCHER_UNKNOWN_SUBSCRIBER	2	Subscriber is unknown
P_VOUCHER_UNAUTHORIZED_APPLICATION	3	Application is not authorized
P_VOUCHER_SYSTEM_FAILURE	4	System failure. The request could not be handled

11.1.21 TpVoucher

Defines the structure of data elements that specifies a voucher.

Structure Element Name	Structure Element Type	Structure Element Description
VoucherID	TpAssignmentID	Specifies the unique identifier for this voucher.
UserID	TpAddress	Specifies the user to who the voucher belongs.
BalanceInfo	TpBalanceInfo	Specifies the amount of the voucher.

11.1.22 TpVoucherSet

Defines a numbered set of data elements of TpVoucher.

12 Exception Classes

The following are the list of exception classes, which are used in this interface of the API.

Name	Description
P_UNAUTHORIZED_APPLICATION	Application is not authorized to perform charging operations

Each exception class contains the following structure:

Structure Element Name	Structure Element Type	Structure Element Description
ExtraInformation	TpString	Carries extra information to help identify the source of the exception, e.g. a parameter name

Annex A (normative): OMG IDL Description of Account Management SCF

The OMG IDL representation of this interface specification is contained in a text file (am.idl contained in archive 2919811V700IDL.ZIP) which accompanies the present document.

Annex B (informative): W3C WSDL Description of Account Management SCF

The W3C WSDL representation of this interface specification is contained in zip file 2919811V700WSDL.ZIP, which accompanies the present document.

Annex C (informative): Java™ API Description of the Account Management SCF

The Java™ API realisation of this interface specification is produced in accordance with the Java™ Realisation rules defined in Part 1 of this specification series. These rules aim to deliver for Java™, a developer API, provided as a realisation, supporting a Java™ API that represents the UML specifications. The rules support the production of both J2SE™ and J2EE™ versions of the API from the common UML specifications.

The J2SE™ representation of this interface specification is provided as Java™ Code, contained in archive 2919811V700J2SE.ZIP that accompanies the present document.

The J2EE™ representation of this interface specification is provided as Java™ Code, contained in archive 2919811V700J2EE.ZIP that accompanies the present document.

Annex D (informative): Description of Account Management for 3GPP2 cdma2000 networks

This annex is intended to define the OSA API Stage 3 interface definitions and it provides the complete OSA specifications. It is an extension of OSA API specifications capabilities to enable operation in cdma2000 systems environment. They are in alignment with 3GPP2 Stage 1 requirements and Stage 2 architecture defined in

- [1] 3GPP2 P.S0001-B: "Wireless IP Network Standard", Version 1.0, September 2000;
- [2] 3GPP2 S.R0037-0: "IP Network Architecture Model for cdma2000 Spread Spectrum Systems", Version 2.0, May 14, 2002;
- [3] 3GPP2 X.S0013: "All-IP Core Network Multimedia Domain", December 2003.

These requirements are expressed as additions to and/or exclusions from the 3GPP Release 7 specification. The information given here is to be used by developers in 3GPP2 cdma2000 network architecture to interpret the 3GPP OSA specifications.

D.1 General Exceptions

The term UMTS is not applicable for the cdma2000 family of standards. Nevertheless these terms are used (3GPP TR 21.905) mostly in the broader sense of "3G Wireless System". If not stated otherwise there are no additions or exclusions required.

CAMEL and CAP mappings are not applicable for cdma2000 systems.

D.2 Specific Exceptions

D.2.1 Clause 1: Scope

There are no additions or exclusions.

D.2.2 Clause 2: References

Normative references on 3GPP TS 23.078 and on 3GPP TS 29.078 are not applicable for cdma2000 systems.

D.2.3 Clause 3: Definitions and abbreviations

There are no additions or exclusions.

D.2.4 Clause 4: Account Management SCF

There are no additions or exclusions.

D.2.5 Clause 5: Sequence Diagrams

There are no additions or exclusions.

D.2.6 Clause 6: Class Diagrams

There are no additions or exclusions.

D.2.7 Clause 7: The Service Interface Specifications

There are no additions or exclusions.

D.2.8 Clause 8: Account Management Interface Classes

There are no additions or exclusions.

D.2.9 Clause 9: State Transition Diagrams

There are no additions or exclusions.

D.2.10 Clause 10: Account Management Service Properties

There are no additions or exclusions.

D.2.11 Clause 11: Data Definitions

There are no additions or exclusions.

D.2.12 Clause 12: Exception Classes

There are no additions or exclusions.

D.2.13 Annex A (normative): OMG IDL Description of Account Management SCF

There are no additions or exclusions.

D.2.14 Annex B (informative): W3C WSDL Description of Account Management SCF

There are no additions or exclusions.

Annex E (informative): Change history

Change history							
Date	TSG #	TSG Doc.	CR	Rev	Subject/Comment	Old	New
Mar 2007	CT_35	CP-070047	0039	--	Update document for conversion to Release 7	6.5.1	7.0.0

History

Document history		
V7.0.0	March 2007	Publication