

# ETSI TS 123 090 V14.0.0 (2017-04)



**Digital cellular telecommunications system (Phase 2+) (GSM);  
Universal Mobile Telecommunications System (UMTS);  
Unstructured Supplementary Service Data (USSD);  
Stage 2  
(3GPP TS 23.090 version 14.0.0 Release 14)**



---

Reference

RTS/TSGC-0423090ve00

---

Keywords

GSM,UMTS

**ETSI**

650 Route des Lucioles  
F-06921 Sophia Antipolis Cedex - FRANCE

Tel.: +33 4 92 94 42 00 Fax: +33 4 93 65 47 16

Siret N° 348 623 562 00017 - NAF 742 C  
Association à but non lucratif enregistrée à la  
Sous-Préfecture de Grasse (06) N° 7803/88

---

**Important notice**

The present document can be downloaded from:  
<http://www.etsi.org/standards-search>

The present document may be made available in electronic versions and/or in print. The content of any electronic and/or print versions of the present document shall not be modified without the prior written authorization of ETSI. In case of any existing or perceived difference in contents between such versions and/or in print, the only prevailing document is the print of the Portable Document Format (PDF) version kept on a specific network drive within ETSI Secretariat.

Users of the present document should be aware that the document may be subject to revision or change of status. Information on the current status of this and other ETSI documents is available at  
<https://portal.etsi.org/TB/ETSIDeliverableStatus.aspx>

If you find errors in the present document, please send your comment to one of the following services:  
<https://portal.etsi.org/People/CommiteeSupportStaff.aspx>

---

**Copyright Notification**

No part may be reproduced or utilized in any form or by any means, electronic or mechanical, including photocopying and microfilm except as authorized by written permission of ETSI.

The content of the PDF version shall not be modified without the written authorization of ETSI.  
The copyright and the foregoing restriction extend to reproduction in all media.

© European Telecommunications Standards Institute 2017.  
All rights reserved.

**DECT™**, **PLUGTESTS™**, **UMTS™** and the ETSI logo are Trade Marks of ETSI registered for the benefit of its Members.  
**3GPP™** and **LTE™** are Trade Marks of ETSI registered for the benefit of its Members and of the 3GPP Organizational Partners.  
**GSM®** and the GSM logo are Trade Marks registered and owned by the GSM Association.

---

## Intellectual Property Rights

IPRs essential or potentially essential to the present document may have been declared to ETSI. The information pertaining to these essential IPRs, if any, is publicly available for **ETSI members and non-members**, and can be found in ETSI SR 000 314: "*Intellectual Property Rights (IPRs); Essential, or potentially Essential, IPRs notified to ETSI in respect of ETSI standards*", which is available from the ETSI Secretariat. Latest updates are available on the ETSI Web server (<https://ipr.etsi.org>).

Pursuant to the ETSI IPR Policy, no investigation, including IPR searches, has been carried out by ETSI. No guarantee can be given as to the existence of other IPRs not referenced in ETSI SR 000 314 (or the updates on the ETSI Web server) which are, or may be, or may become, essential to the present document.

---

## Foreword

This Technical Specification (TS) has been produced by the ETSI 3<sup>rd</sup> Generation Partnership Project (3GPP).

The present document may refer to technical specifications or reports using their 3GPP identities, UMTS identities or GSM identities. These should be interpreted as being references to the corresponding ETSI deliverables.

The cross reference between GSM, UMTS, 3GPP and ETSI identities can be found under <http://webapp.etsi.org/key/queryform.asp>.

---

## Modal verbs terminology

In the present document "**shall**", "**shall not**", "**should**", "**should not**", "**may**", "**need not**", "**will**", "**will not**", "**can**" and "**cannot**" are to be interpreted as described in clause 3.2 of the [ETSI Drafting Rules](#) (Verbal forms for the expression of provisions).

"**must**" and "**must not**" are **NOT** allowed in ETSI deliverables except when used in direct citation.

---

# Contents

Intellectual Property Rights .....	2
Foreword.....	2
Modal verbs terminology.....	2
Foreword.....	4
1 Scope .....	5
2 References .....	5
3 Abbreviations .....	6
4 Cross phase compatibility .....	6
5 Network initiated unstructured supplementary service .....	6
5.1 Handling of network initiated USSD.....	6
5.2 Functions and information flows.....	6
5.2.1 Invoking unstructured SS operation from the HLR .....	6
5.2.2 Invoking unstructured SS operation from the VLR .....	7
5.2.3 Invoking unstructured SS operation from the MSC.....	7
5.2.4 Forwarding USSD operations .....	7
5.2.5 Handling of unstructured SS operation at the MS .....	7
5.3 Information stored in the HLR .....	15
5.4 Information stored in the VLR .....	15
5.5 Handover .....	15
5.6 Cross-phase compatibility .....	16
6 Mobile initiated unstructured supplementary service data .....	16
6.1 Handling of mobile initiated USSD.....	16
6.2 Functions and information flows.....	16
6.2.1 Handling of USSD request at MS .....	16
6.2.2 Handling of USSD request at MSC .....	17
6.2.3 Handling of USSD request at VLR.....	17
6.2.4 Handling of USSD request at HLR.....	17
6.2.5 Processing the USSD request.....	17
6.3 Information stored in the HLR .....	30
6.4 Information stored in the VLR .....	31
6.5 Handover .....	31
6.6 Cross-phase compatibility .....	31
<b>Annex A (informative): Change history .....</b>	<b>32</b>
History .....	33

---

# Foreword

This Technical Specification (TS) has been produced by ETSI 3rd Generation Partnership Project (3GPP).

The contents of the present document are subject to continuing work within the TSG and may change following formal TSG approval. Should the TSG modify the contents of the present document, it will be re-released by the TSG with an identifying change of release date and an increase in version number as follows:

Version x.y.z

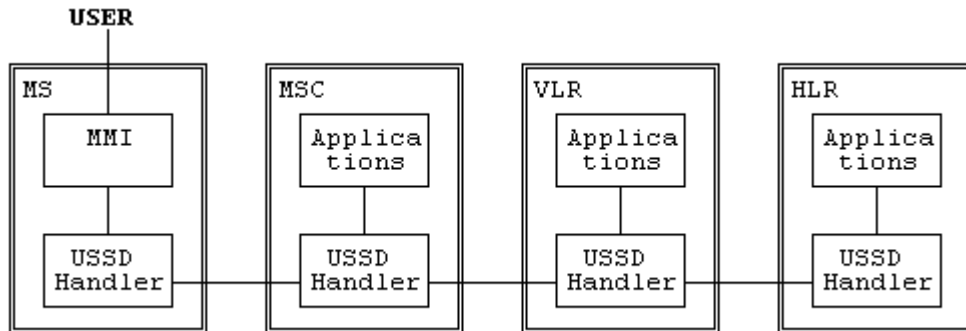
where:

- x the first digit:
  - 1 presented to TSG for information;
  - 2 presented to TSG for approval;
  - 3 or greater indicates TSG approved document under change control.
- y the second digit is incremented for all changes of substance, i.e. technical enhancements, corrections, updates, etc.
- z the third digit is incremented when editorial only changes have been incorporated in the document.

# 1 Scope

The present document gives the stage 2 description of Unstructured Supplementary Service Data (USSD).

The unstructured supplementary service data (USSD) mechanism allows the Mobile Station (MS) user and a PLMN operator defined application to communicate in a way which is transparent to the MS and to intermediate network entities. The mechanism allows development of PLMN specific supplementary services. The following diagram shows how handling of USSD is carried out, independently of the applications.



**Figure 1.1: Handling of USSD**

The present document defines the requirements for handling USSD at the MS and network entities. It does not include specification of particular applications, nor does it specify how a particular application is selected. Where more than one application exists at a network entity, routing of messages to the correct application is carried out by the USSD handler. The MMI for USSD is specified in TS 22.030 and TS 22.090. The alphabet indicator and the data coding scheme are defined in TS 23.038.

USSD may be initiated by the MS user, or by the network in the following ways:

- Network initiated USSD (clause 1);
- Mobile initiated USSD (clause 2).

# 2 References

The following documents contain provisions which, through reference in this text, constitute provisions of the present document.

- References are either specific (identified by date of publication, edition number, version number, etc.) or non-specific.
- For a specific reference, subsequent revisions do not apply.
- For a non-specific reference, the latest version applies. In the case of a reference to a 3GPP document (including a GSM document), a non-specific reference implicitly refers to the latest version of that document *in the same Release as the present document*.

- [1] 3GPP TR 21.905: "3G Vocabulary".
- [2] 3GPP TS 22.030: "Man-Machine Interface (MMI) of the User Equipment (UE)".
- [3] 3GPP TS 22.090: "Unstructured Supplementary Service Data (USSD) - Stage 1".
- [4] 3GPP TS 23.038: "Alphabets and language-specific information".

---

## 3 Abbreviations

In addition to those below, abbreviations used in the present document are listed in TR 21.905 [1].

AI	Application Initiated
MI	Mobile Initiated
USSD	Unstructured Supplementary Service Data

---

## 4 Cross phase compatibility

The Phase 1 series of GSM specifications defined the signalling protocol which may be used, but they did not specify the operation of USSD as a service.

The main body of the present document assumes that the MS and all network entities comply with this phase of USSD. In order to minimize any possible problems between a Phase 1 implementation of USSD and this phase, subclauses 5.6 and 6.6 define the additional requirements for when one or more entity complies with the Phase 1 USSD specification for network initiated and mobile initiated USSD respectively.

---

## 5 Network initiated unstructured supplementary service

### 5.1 Handling of network initiated USSD

The network (MSC, VLR or HLR) can at any time send a USSD operation towards an MS. This operation may be either a request (asking the MS to provide information) or a notification (requiring no information in the response from the MS). No prior provision of USSD is required, although provision of services which make use of USSD may be required. All USSD requests, notifications and responses (except responses to notifications) contain the USSD string, an alphabet indicator and language indicator.

### 5.2 Functions and information flows

The following text describes the handling of network initiated USSD. Diagrammatic representations are as follows:

- Figure 5.1      SDL for USSD invocation (HLR, VLR, MSC);
- Figure 5.2      SDL for forwarding of USSD operations (VLR, MSC);
- Figure 5.3      SDL for MS;
- Figure 5.4      Information flow for successful single USSD request;
- Figure 5.5      Information flow for successful single USSD notification;
- Figure 5.6      Information flow for successful multiple USSD requests;
- Figure 5.7      Information flow for failed USSD request.

#### 5.2.1 Invoking unstructured SS operation from the HLR

When an application in the HLR is to send a USSD request or notification to an MS, it shall set up a transaction to the VLR where the subscriber is currently registered and send the operation to the VLR. It shall then await a response. The HLR is responsible for controlling the transaction, and shall therefore normally release the transaction when it receives a response from the VLR. The HLR may also release the transaction before receiving a response if necessary (e.g. if an application timer expires).

If an application in the HLR needs to send further operations to the same MS as part of the same application, it may continue to use the same transaction until all operations are completed (see figure 5.6). If a different transaction is to be used for a subsequent operation, the HLR shall release the first transaction before starting the next.

If the VLR releases the transaction at any time (e.g. due to user clearing), the HLR shall inform the application and terminate the USSD operation.

See subclause 5.2.4 for forwarding of an HLR invoked operation by the VLR and MSC.

## 5.2.2 Invoking unstructured SS operation from the VLR

When an application in the VLR is to send a USSD request or notification to an MS, it shall set up a transaction to the MSC where the subscriber is currently registered and send the operation to the MSC. It shall then await a response. The VLR is responsible for controlling the transaction, and shall therefore normally release the transaction when it receives a response from the MSC. The VLR may also release the transaction before receiving a response if necessary (e.g. if an application timer expires).

If an application in the VLR needs to send further operations to the same MS as part of the same application, it may continue to use the same transaction until all operations are completed. If a different transaction is to be used for a subsequent operation, the VLR shall release the first transaction before starting the next.

See subclause 5.2.4 for forwarding of a VLR invoked operation by the MSC.

If the MSC releases the transaction at any time (e.g. due to the user clearing), the VLR shall inform the application and terminate the USSD operation.

## 5.2.3 Invoking unstructured SS operation from the MSC

When an application in the MSC is to send a USSD request or notification to an MS, it shall set up a transaction to the MS where the subscriber is currently registered and send the operation to the MS. It shall then await a response. The MSC is responsible for controlling the transaction, and shall therefore normally release the transaction when it receives a response from the MS. The MSC may also release the transaction before receiving a response if necessary (e.g. if an application timer expires).

If an application in the MSC needs to send further operations to the same MS as part of the same application, it may continue to use the same transaction until all operations are completed. If a different transaction is to be used for a subsequent operation, the VLR shall release the first transaction before starting the next.

If the MS releases the transaction at any time (e.g. due to the user clearing), the MSC shall inform the application and terminate the USSD operation.

**NOTE:** MSC invoked USSD is only likely to be used for call related operations, where the application is controlling a call to or from the MS.

## 5.2.4 Forwarding USSD operations

The VLR may any time receive a USSD operation from the HLR. If the subscriber can be contacted, the VLR shall set up a transaction to the MSC and forward the operation unchanged. Any further information exchange between the HLR and MSC shall be transparent to the VLR. When one transaction is released, the VLR shall release the other.

The MSC may at any time receive an USSD operation from the VLR. If the subscriber can be contacted, the MSC shall set up a transaction to the MS and forward the operation unchanged. Any further information exchange between the VLR and MS shall be transparent to the MSC. When one transaction is released, the MSC shall release the other.

## 5.2.5 Handling of unstructured SS operation at the MS

The MS may at any time receive a USSD operation (request or notification) from the MSC.

If the MS receives a USSD transaction while another USSD transaction (network or mobile initiated) or a non-call related supplementary service transaction is in progress, the MS shall reject the new transaction.

If the MS receives a USSD operation when it is in a state where the MMI required is not possible (e.g. during dialling) it shall reject the operation.

If the MS does not support the alphabet indicated in the USSD operation, it shall inform the network.



If the MS is in a state where it can handle the operation, it shall process the operation as follows:

- The MS shall analyse the data coding scheme and decides whether the USSD operation is MMI mode or application mode. See 3GPP TS 22.030 [2] for details of codes.

If the data coding scheme corresponds to the MMI mode :

- For a USSD request, the MS shall display the text provided and await user input. If the user enters a response, the MS shall return the response to the MSC, maintaining the transaction. If the user requests release of the transaction, the MS shall release the transaction.
- For a USSD notification, the MS shall display the text provided and send back a response.

If the data coding schemes corresponds to the application mode :

- For a USSD request, the MS shall pass the message to the application addressed in the ME, SIM or TE, and await application response . If the application responds, the MS shall pass the response to the MSC, maintaining the transaction. If the application releases the transaction, the MS shall release the transaction.
- For a USSD notification, the MS shall pass the message to the application addressed in the ME, SIM or TE, and send back a response.

After sending the response to a USSD operation, the MS shall wait for the network to release the transaction. If, while awaiting this release, the MS receives any further USSD operations, it shall process them in the normal way.

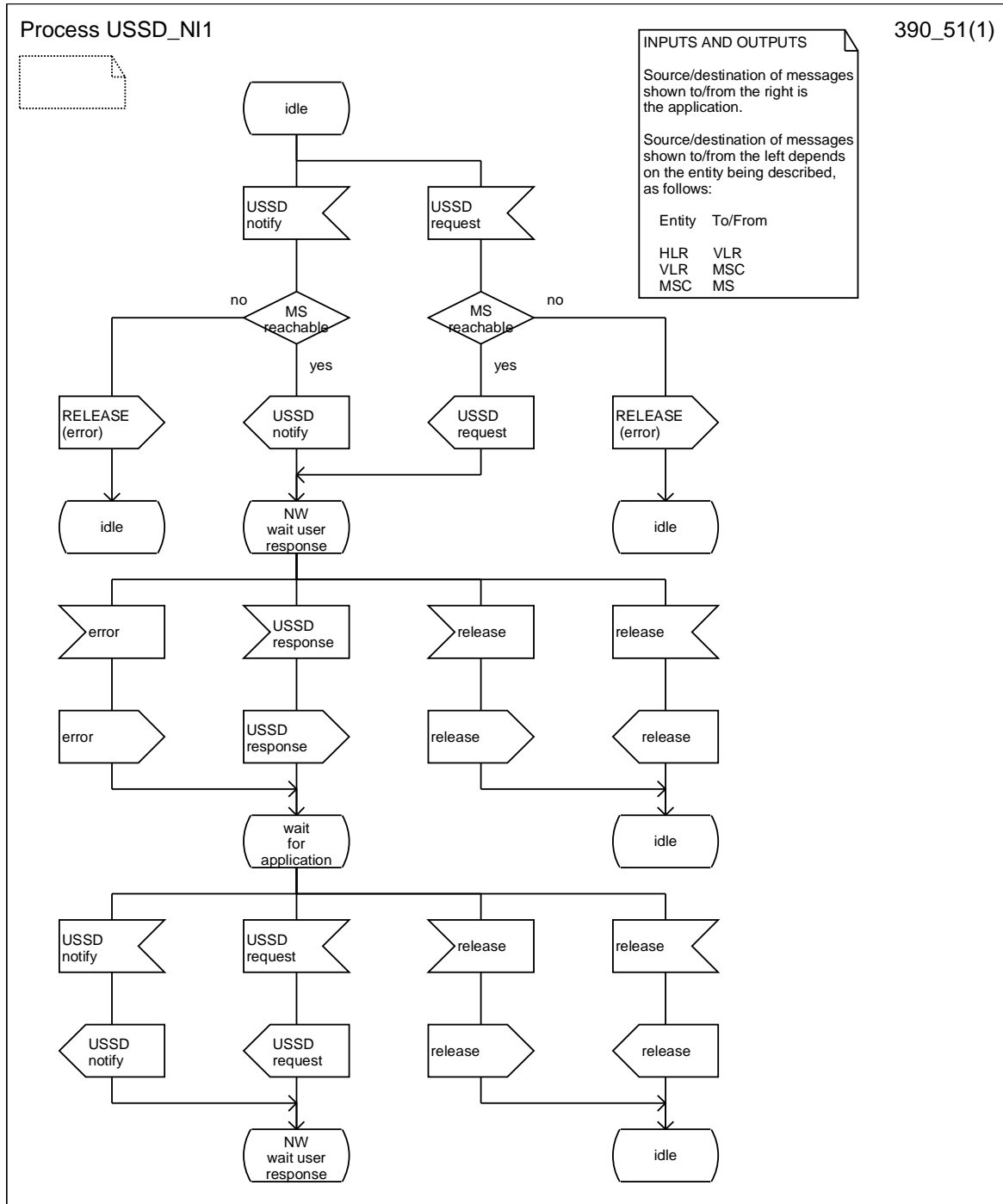


Figure 5.1: Network initiated USSD invoked at HLR, VLR or MSC

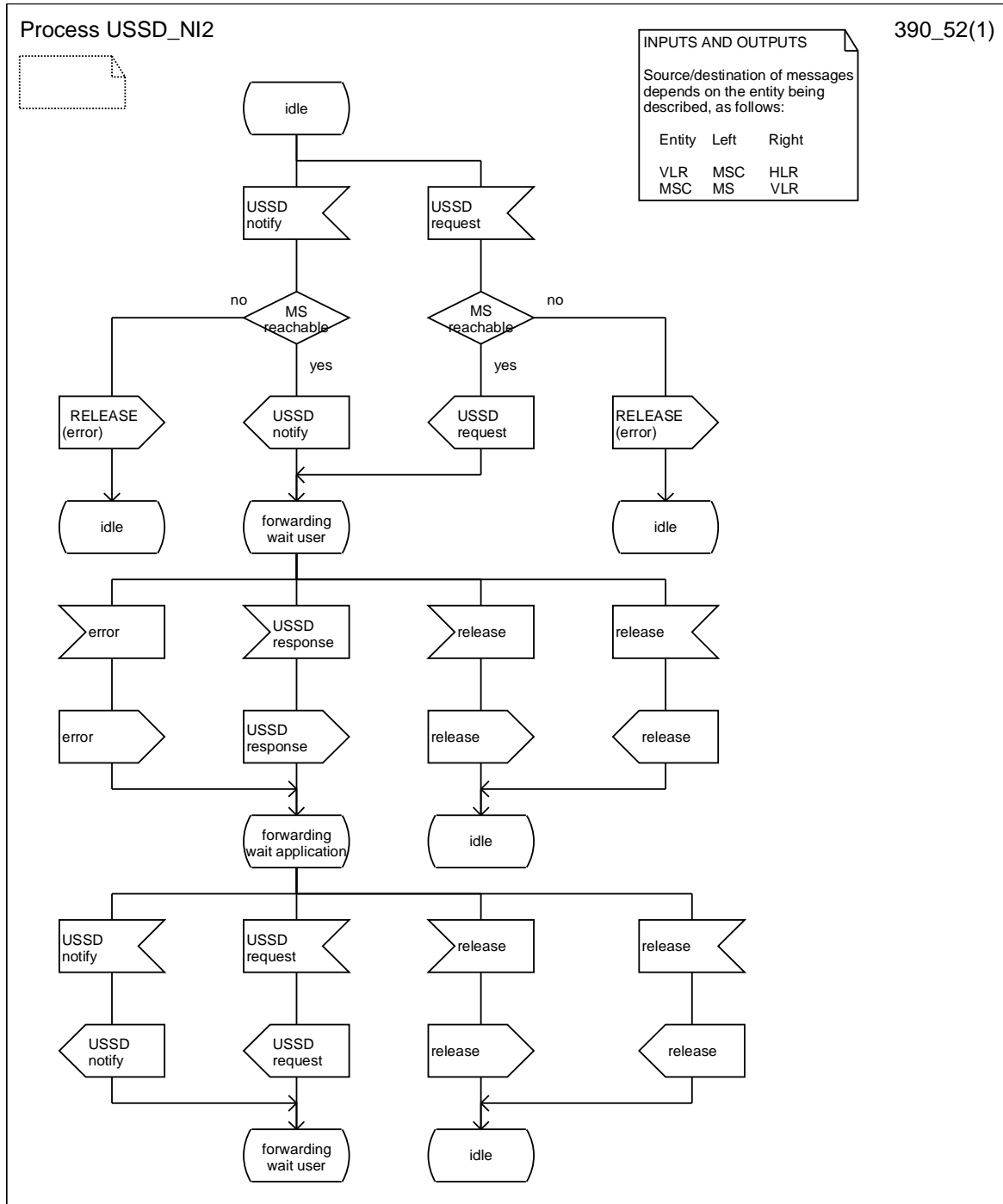


Figure 5.2: Network initiated USSD forwarding at VLR or MSC

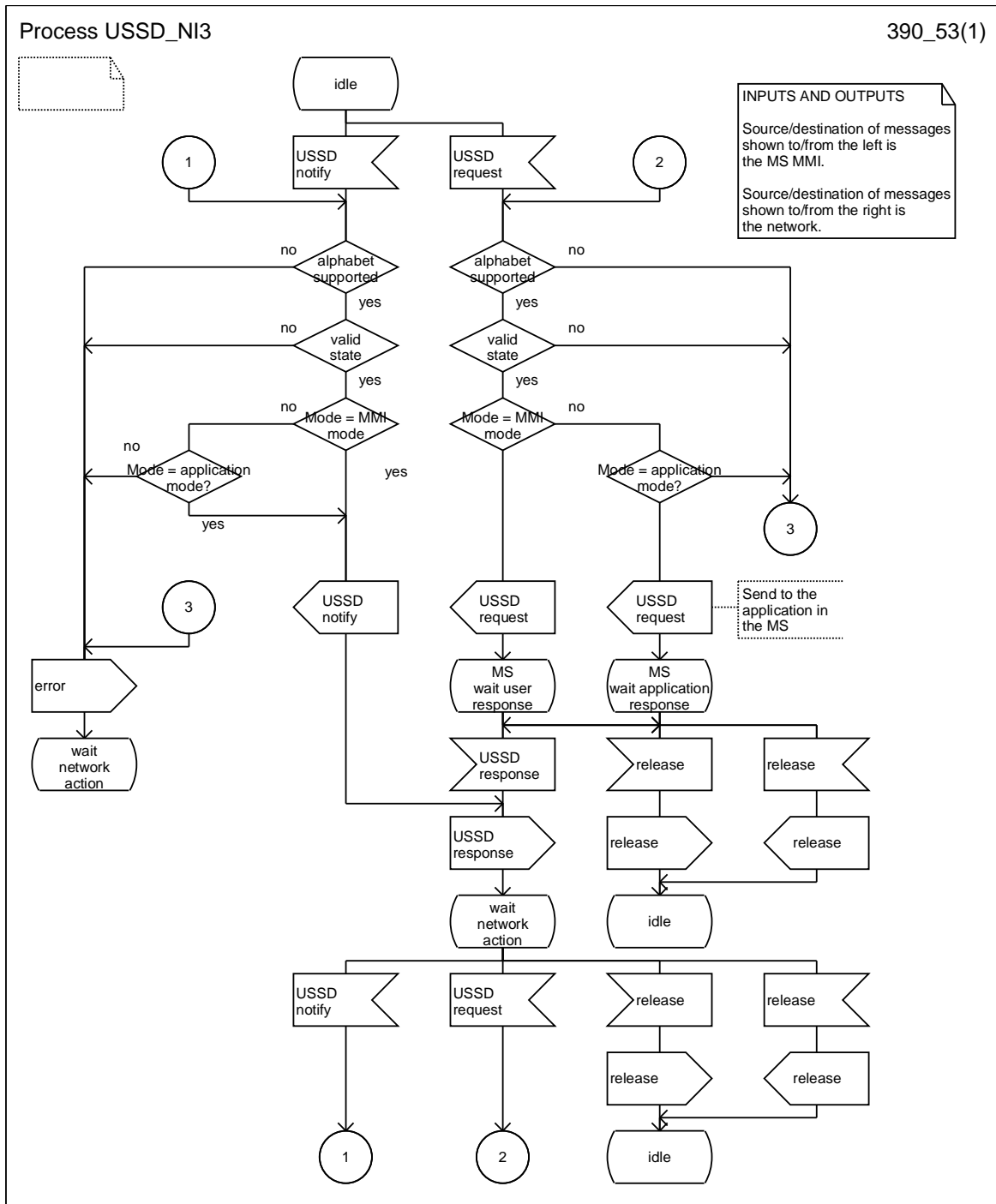


Figure 5.3: Network initiated USSD at MS

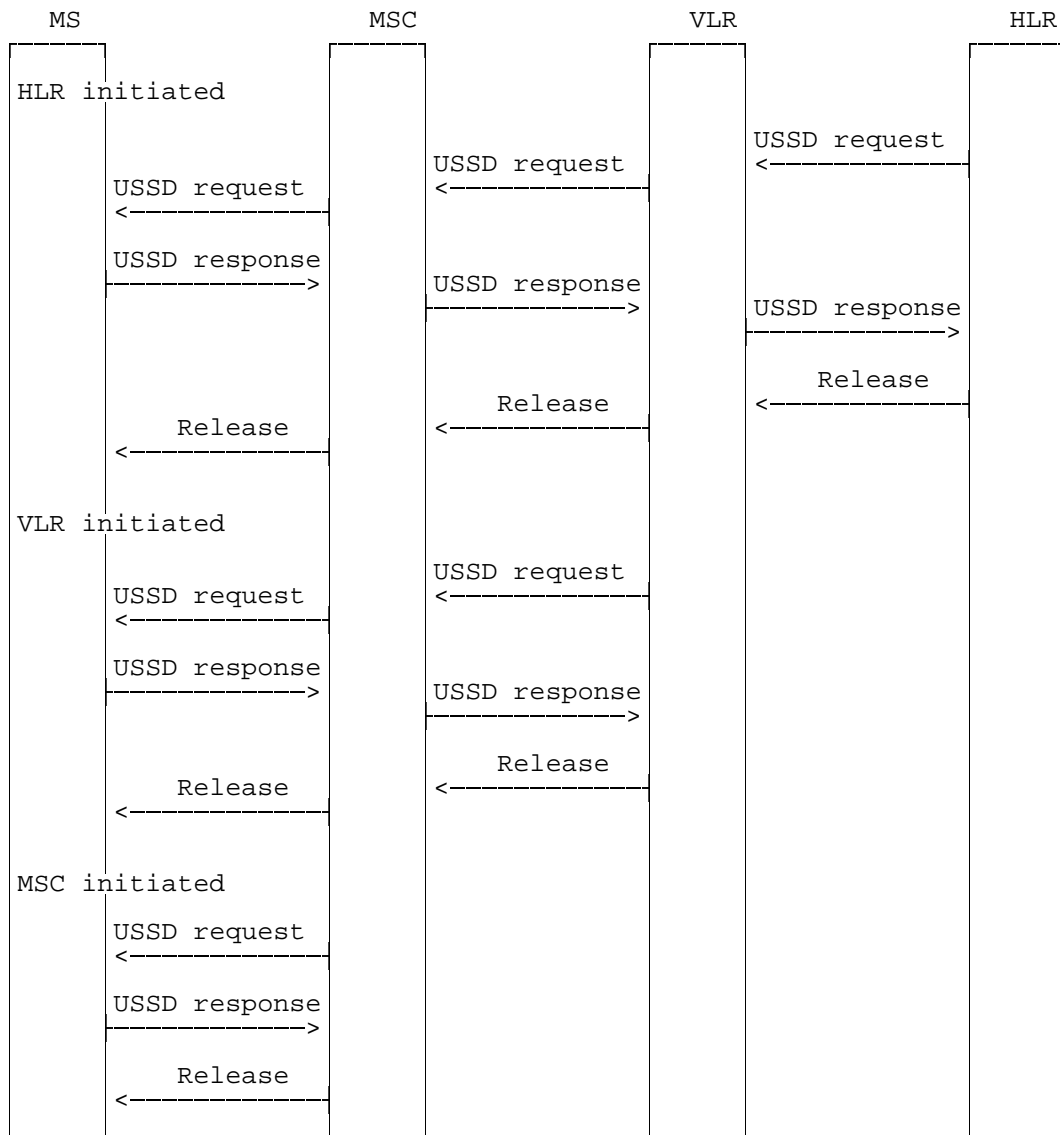


Figure 5.4: Information flow for USSD request (Single Operation)

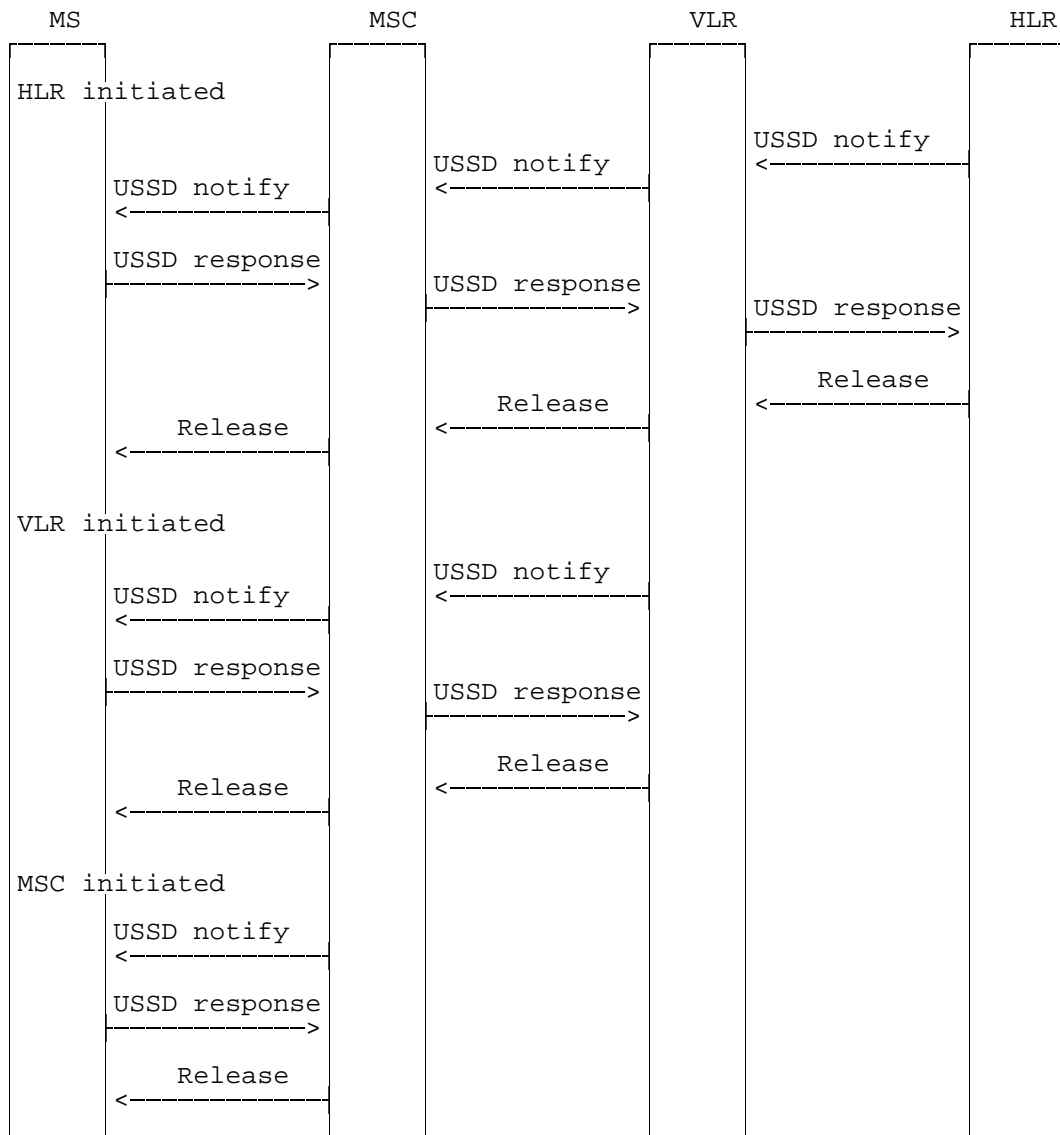


Figure 5.5: Information flow for USSD notification (Single Operation)

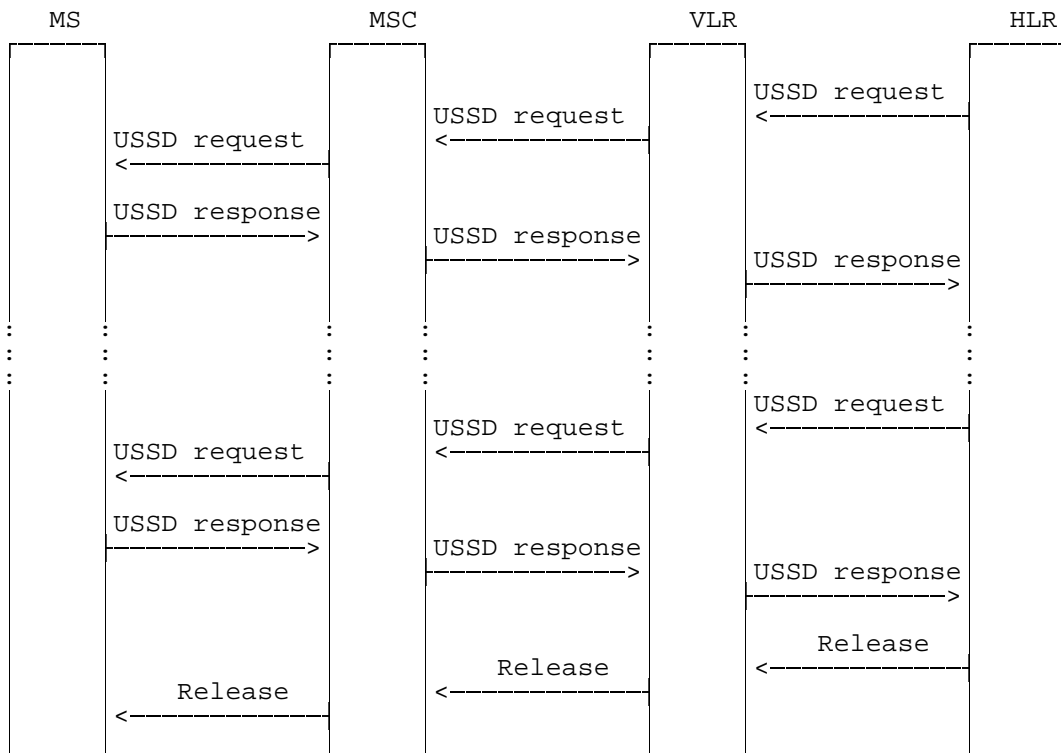


Figure 5.6: Information flow for HLR initiated USSD request (Multiple Operation On Same Transaction)





## 5.6 Cross-phase compatibility

Network initiated USSD shall not be permitted if the MS or any network entity involved in the operation is of Phase 1. If, when setting up a transaction, a network entity discovers that the other end is of Phase 1, it shall reject the request and release the transaction being set up.

---

# 6 Mobile initiated unstructured supplementary service data

## 6.1 Handling of mobile initiated USSD

A MS can at any time initiate a USSD request to the network. No prior provision of the service is required, although provisioning of services which make use of USSD may be required. All USSD messages (requests and responses), contain the USSD string, an alphabet indicator and language indicator.

## 6.2 Functions and information flows

The following text describes the handling of mobile network initiated USSD. Diagrammatic representations are as follows:

- Figure 6.1      SDL, request from user at MS;
- Figure 6.2      SDL, request from MS at MSC;
- Figure 6.3      SDL, request from application at MSC;
- Figure 6.4      SDL, request from MSC at VLR;
- Figure 6.5      SDL, request from application at VLR;
- Figure 6.6      SDL, request from VLR at HLR;
- Figure 6.7      Information flow, no further information required;
- Figure 6.8      Information flow, further information required;
- Figure 6.9      Information flow for failed USSD request.

### 6.2.1 Handling of USSD request at MS

When the user or the application in the MS makes a request which the MS determines is to make use of USSD, the MS shall set up a transaction to the network, send the request to the MSC and await a response. When the MS receives the response, it shall display the information contained to the user or relay the message to the application in the MS.

While awaiting the response, the MS may receive a network initiated USSD request or notification on the same transaction. If this occurs, the MS shall process that operation (see section 1) and continue to await the response to the mobile initiated request.

If, when the MS determines that a user request is to make use of USSD, the MS is already involved in a USSD or a non-call related supplementary service transaction, the MS shall reject the request.

## 6.2.2 Handling of USSD request at MSC

When an MSC receives a USSD request containing an HPLMN service code, it shall set up a transaction to the VLR and forward the request unchanged. If this forwarding fails, an error shall be returned to the MS. The MSC shall be transparent to any further requests or responses (in either direction) for that transaction, passing them between the MS and VLR without taking any action. When one transaction is released (MS-MSC or MSC-VLR), the MSC shall release the other.

If an HPLMN service code is not included, the MSC shall process the request locally (see section 6.2.5).

If the MSC does not support the alphabet used in a USSD request, it shall set up a transaction to the VLR and forward the request unchanged, in the same way as when a HPLMN service code is received.

## 6.2.3 Handling of USSD request at VLR

When a VLR receives a USSD request containing an HPLMN service code and the user is not in the HPLMN, it shall set up a transaction to the HLR and forward the request unchanged. If this forwarding fails, an error shall be returned to the MS. The VLR shall be transparent to any further requests or responses (in either direction) for that transaction, passing them between the MSC and HLR without taking any action. When one transaction is released (MSC-VLR or VLR-HLR), the VLR shall release the other.

If an HPLMN service code is not included, or the user is in the HPLMN, the VLR shall process the request locally (see subclause 6.2.5).

If the VLR does not support the alphabet used in a USSD request, it shall set up a transaction to the HLR and forward the request unchanged, in the same way as when a HPLMN service code is received and the user is not in the HPLMN.

## 6.2.4 Handling of USSD request at HLR

An HLR shall always process a USSD request locally (see subclause 6.2.5).

If the HLR does not support the alphabet used in a USSD request, it shall inform the MS and release the transaction.

## 6.2.5 Processing the USSD request

When a network entity is to process a USSD request locally, the request shall be handled by an appropriate application. The location, nature and contents of USSD applications is, by definition, service provider and network operator dependent, but may include:

- Setting up or releasing signalling and/or speech channels;
  - Passing the request to another network entity (unchanged or changed);
  - Passing a different USSD request to another network entity;
- and/or
- Requesting further information from the MS (one or more times).

Upon completion of handling the request, the network entity shall respond to the request and release the transaction.

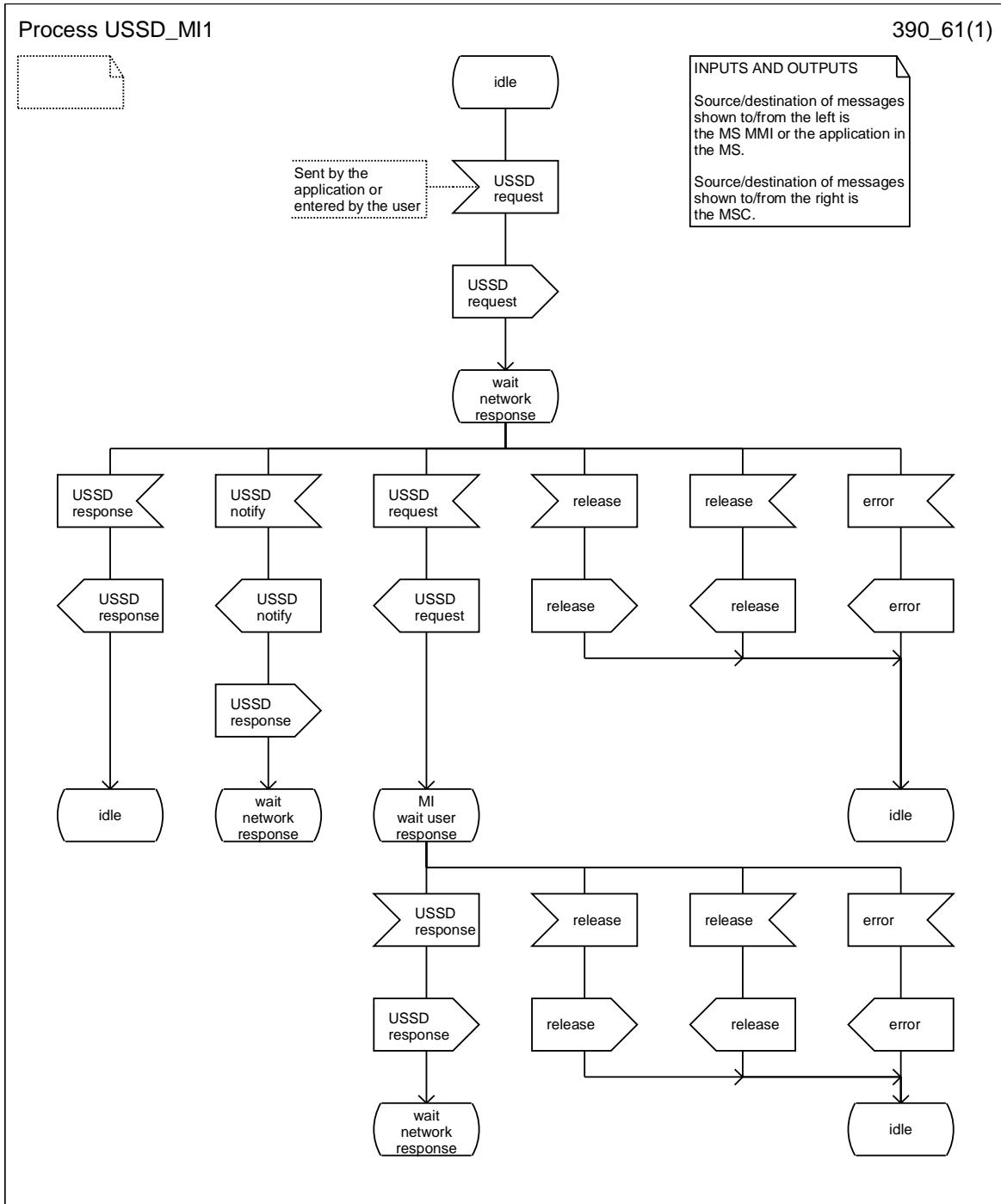


Figure 6.1: Mobile initiated USSD at MS

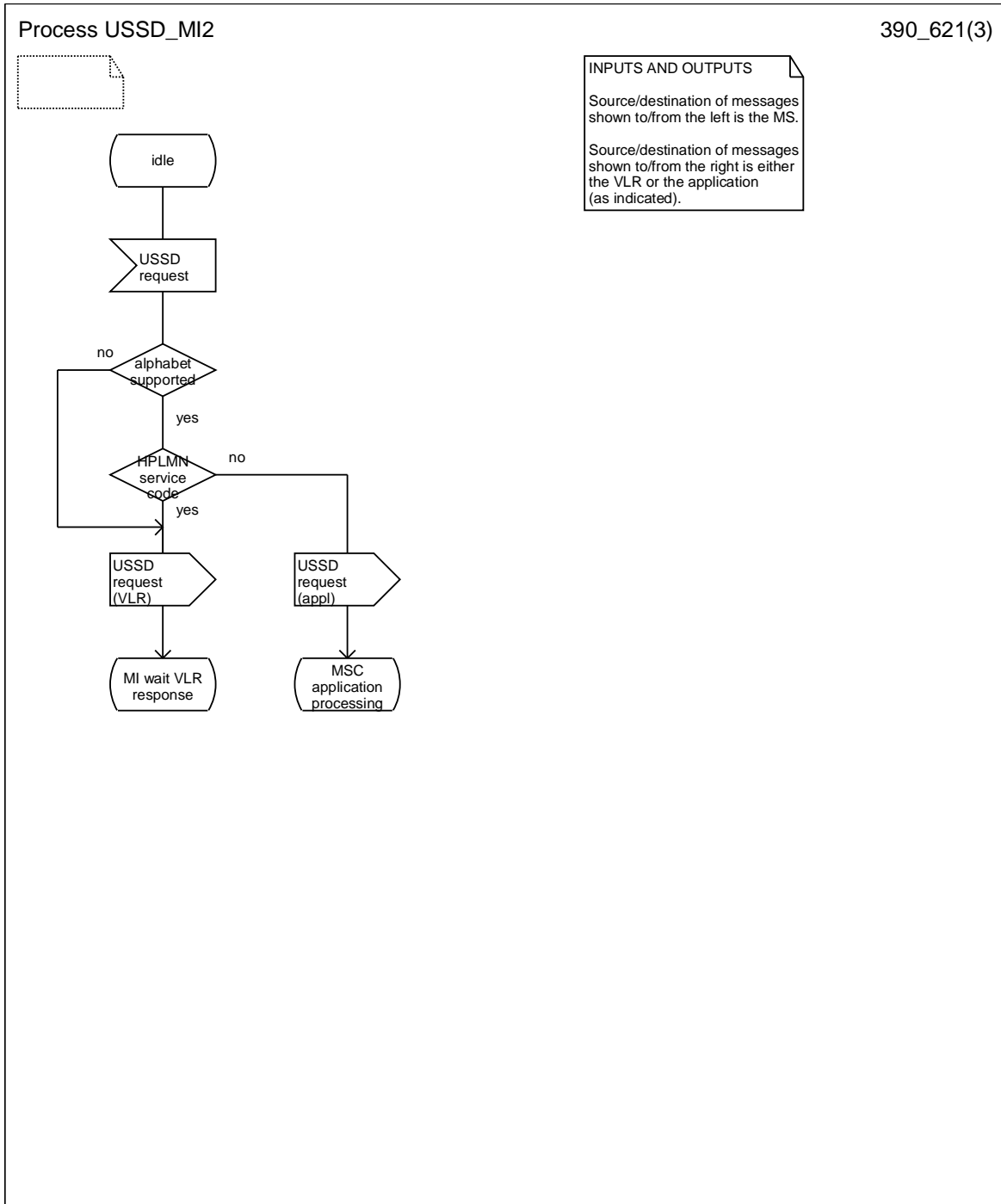


Figure 6.2 (sheet 1 of 3): Mobile initiated USSD at MSC

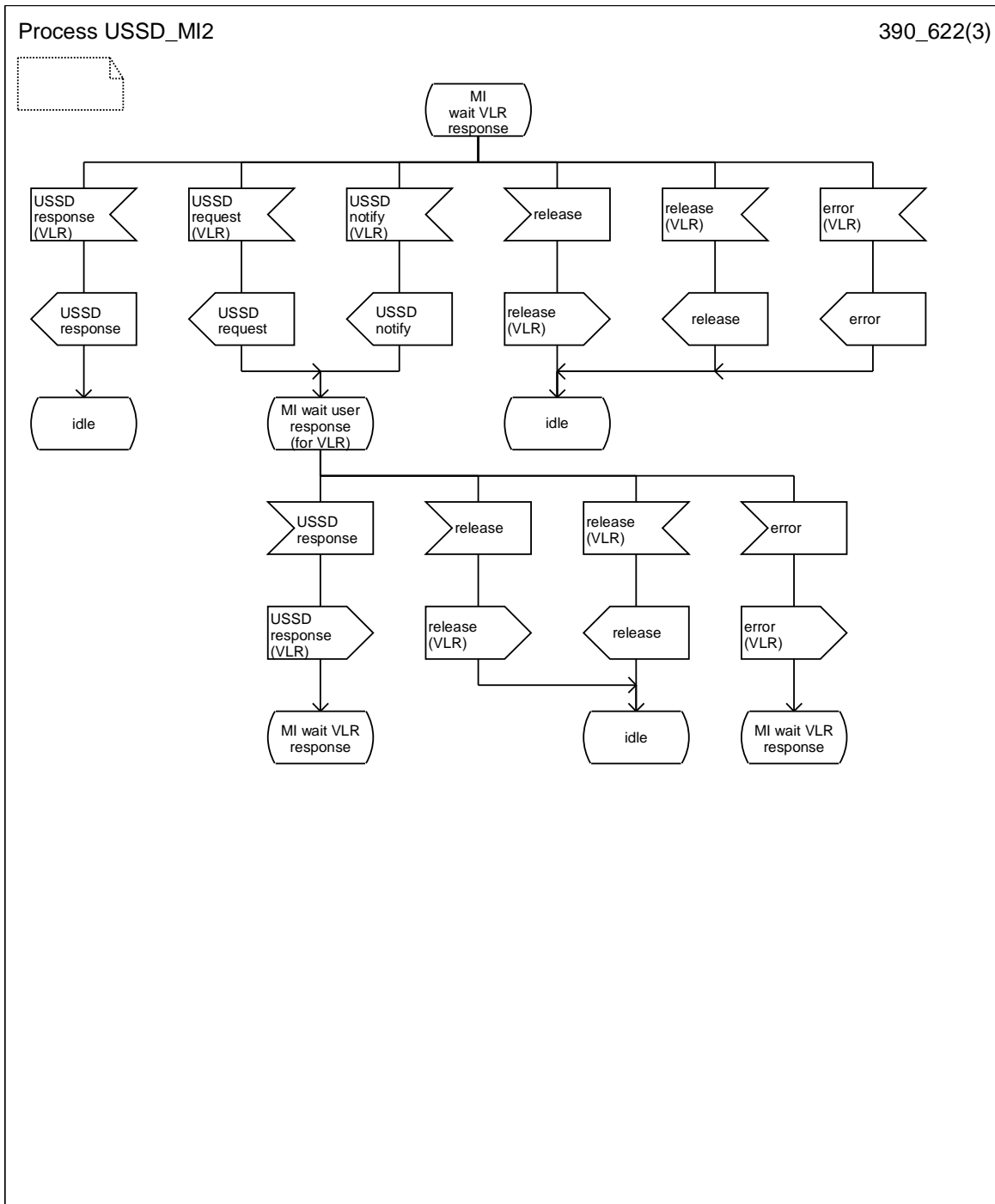


Figure 6.2 (sheet 2 of 3): Mobile initiated USSD at MSC

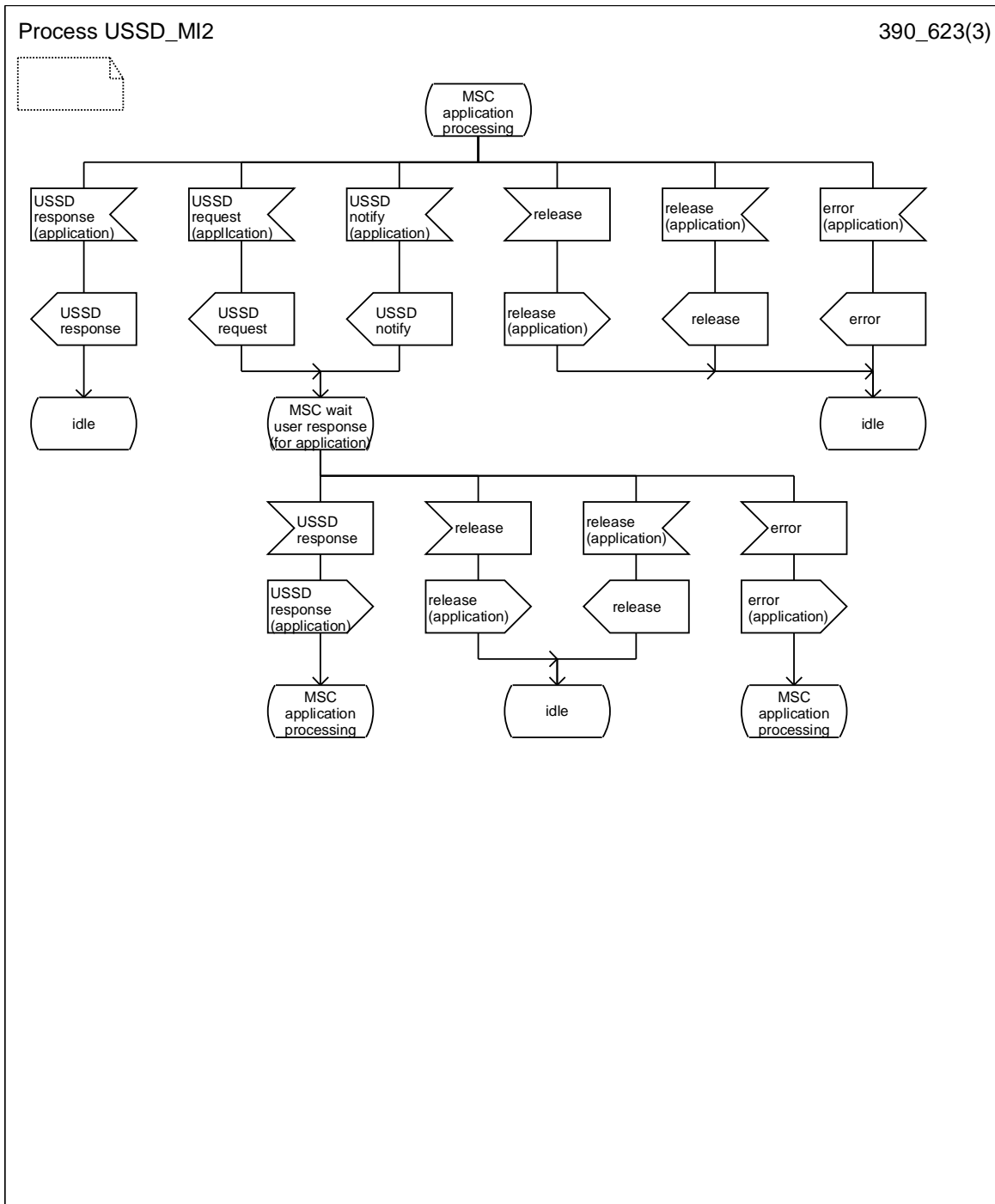


Figure 6.2 (sheet 3 of 3): Mobile initiated USSD at MSC

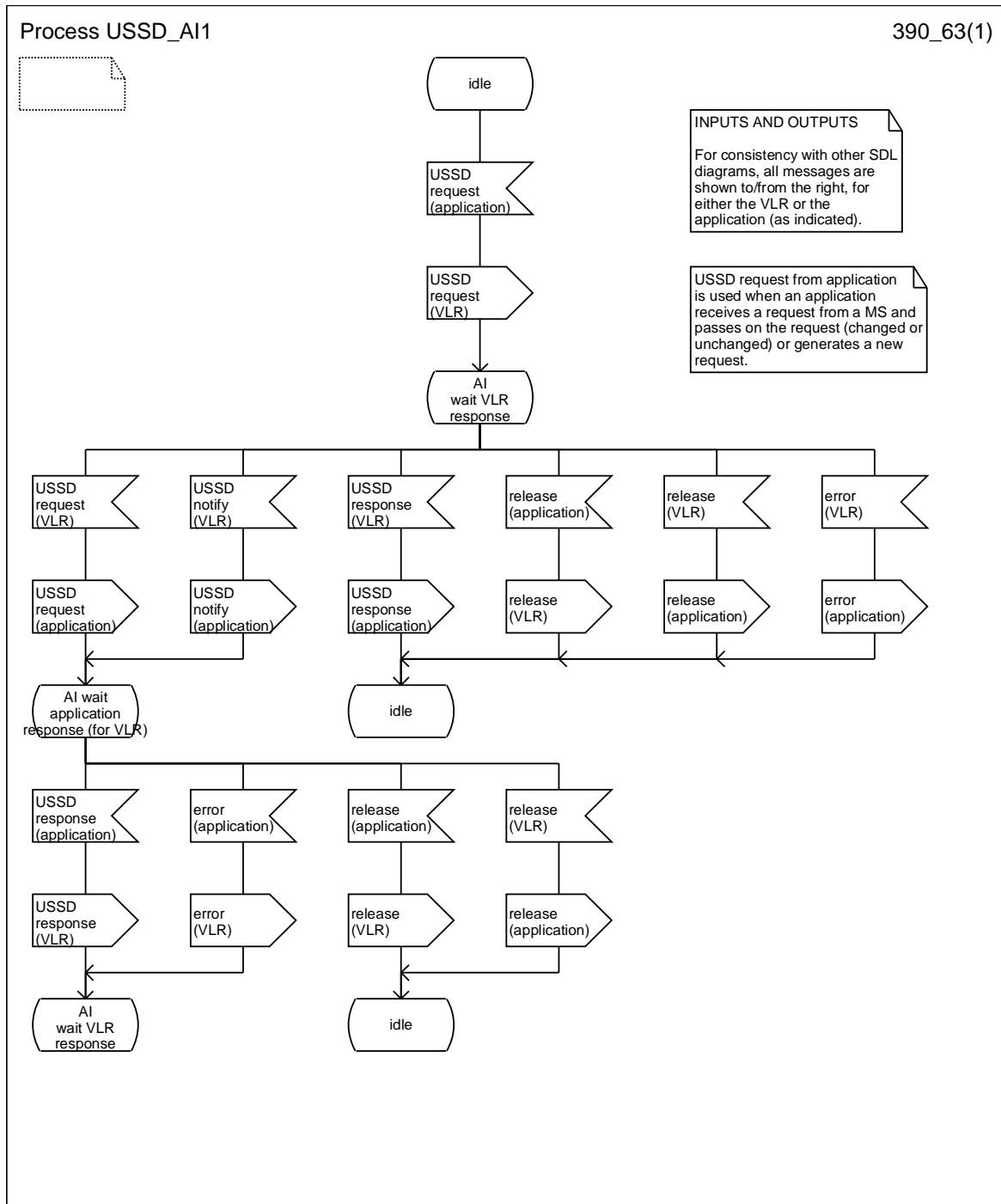


Figure 6.3: Application initiated USSD at MSC

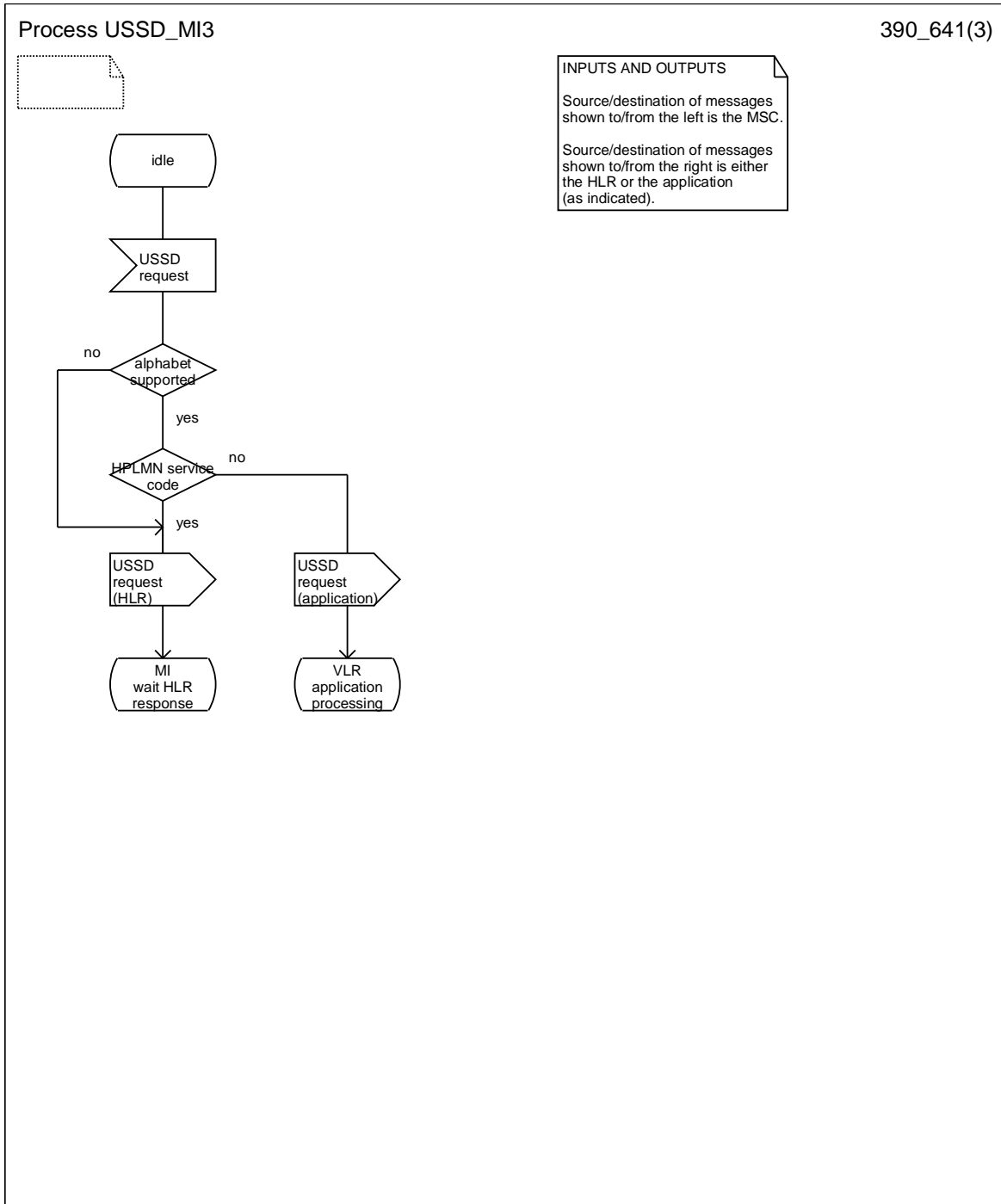


Figure 6.4 (sheet 1 of 3): Mobile initiated USSD at VLR



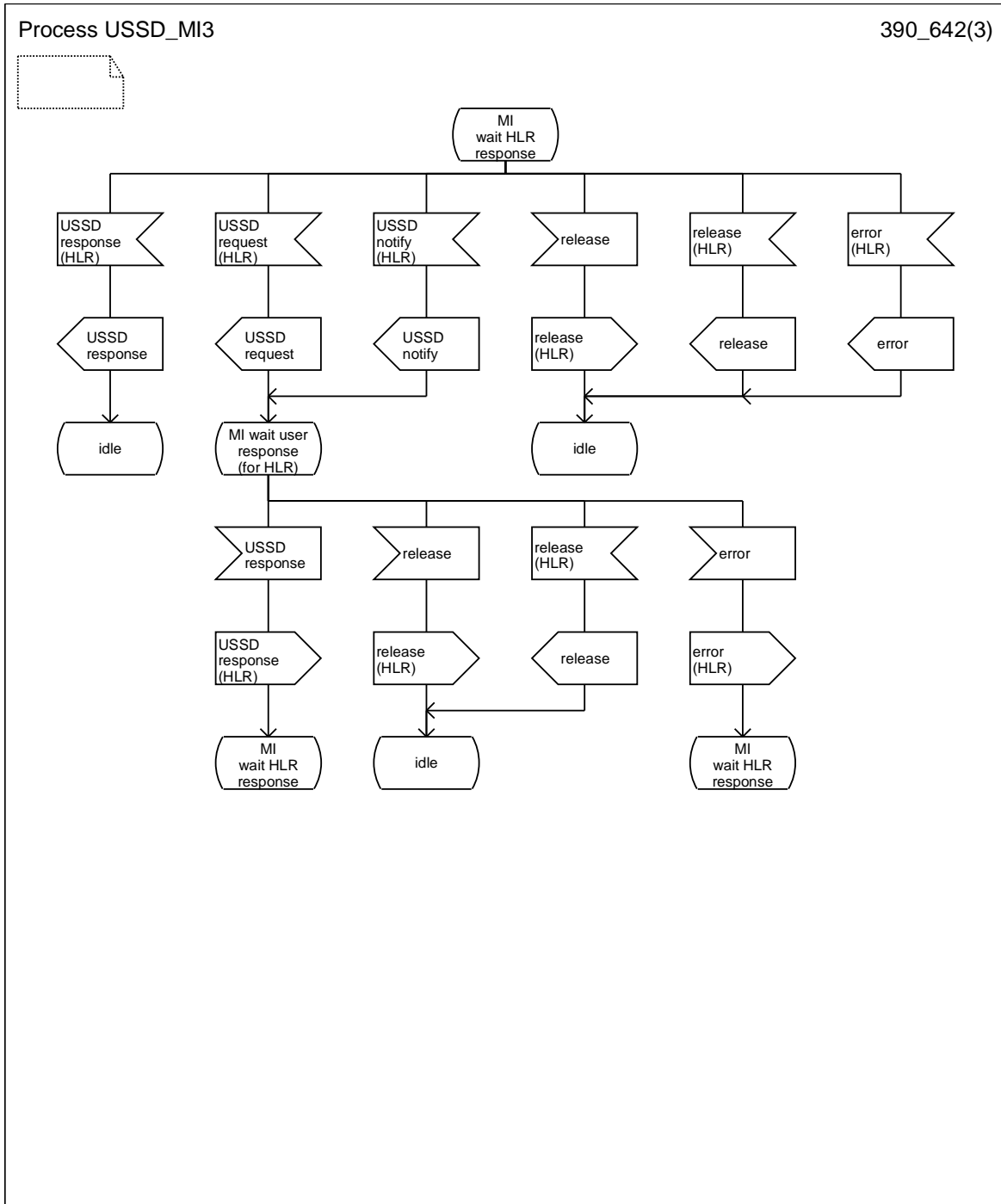


Figure 6.4 (sheet 2 of 3): Mobile initiated USSD at VLR

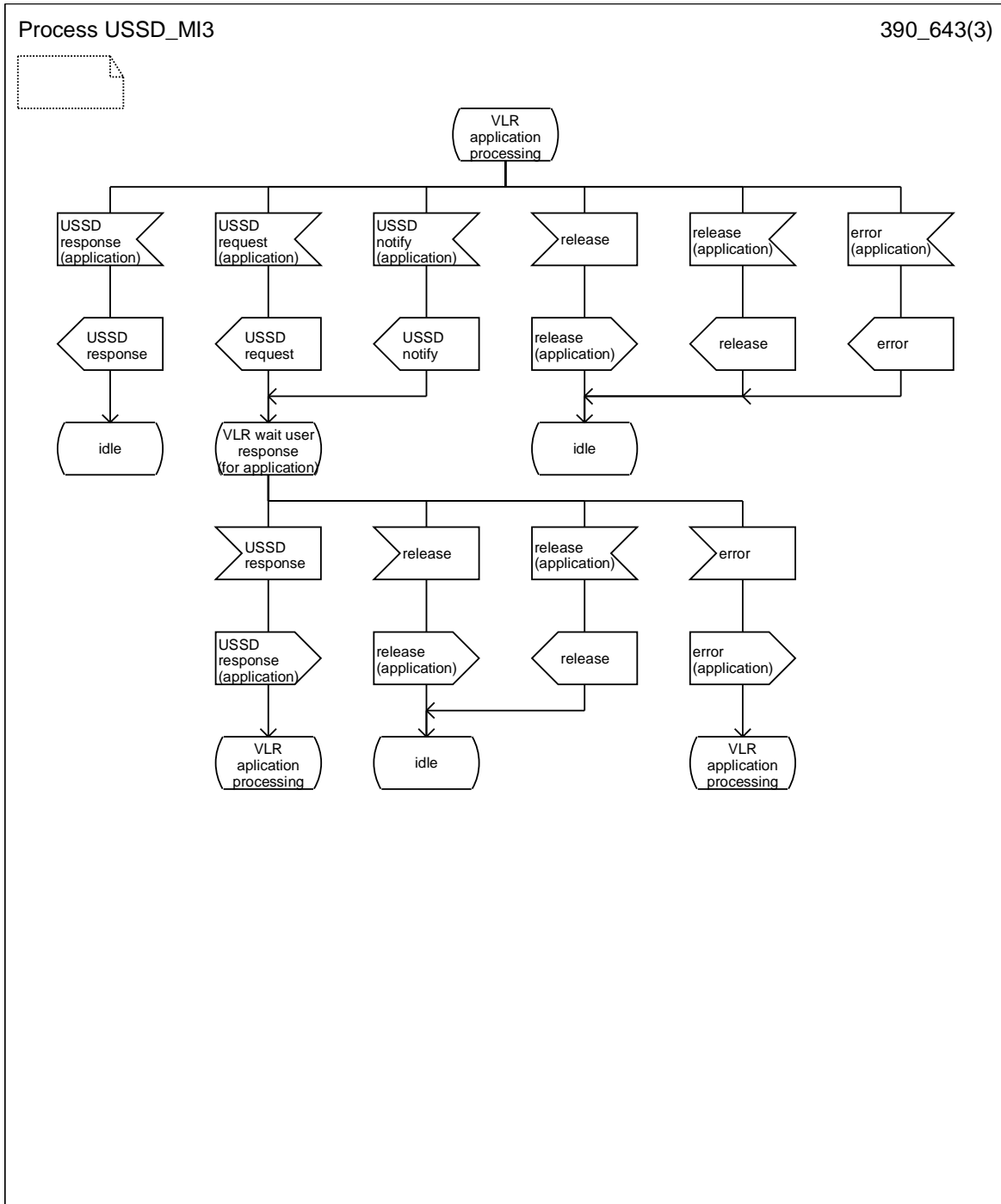


Figure 6.4 (sheet 3 of 3): Mobile initiated USSD at VLR

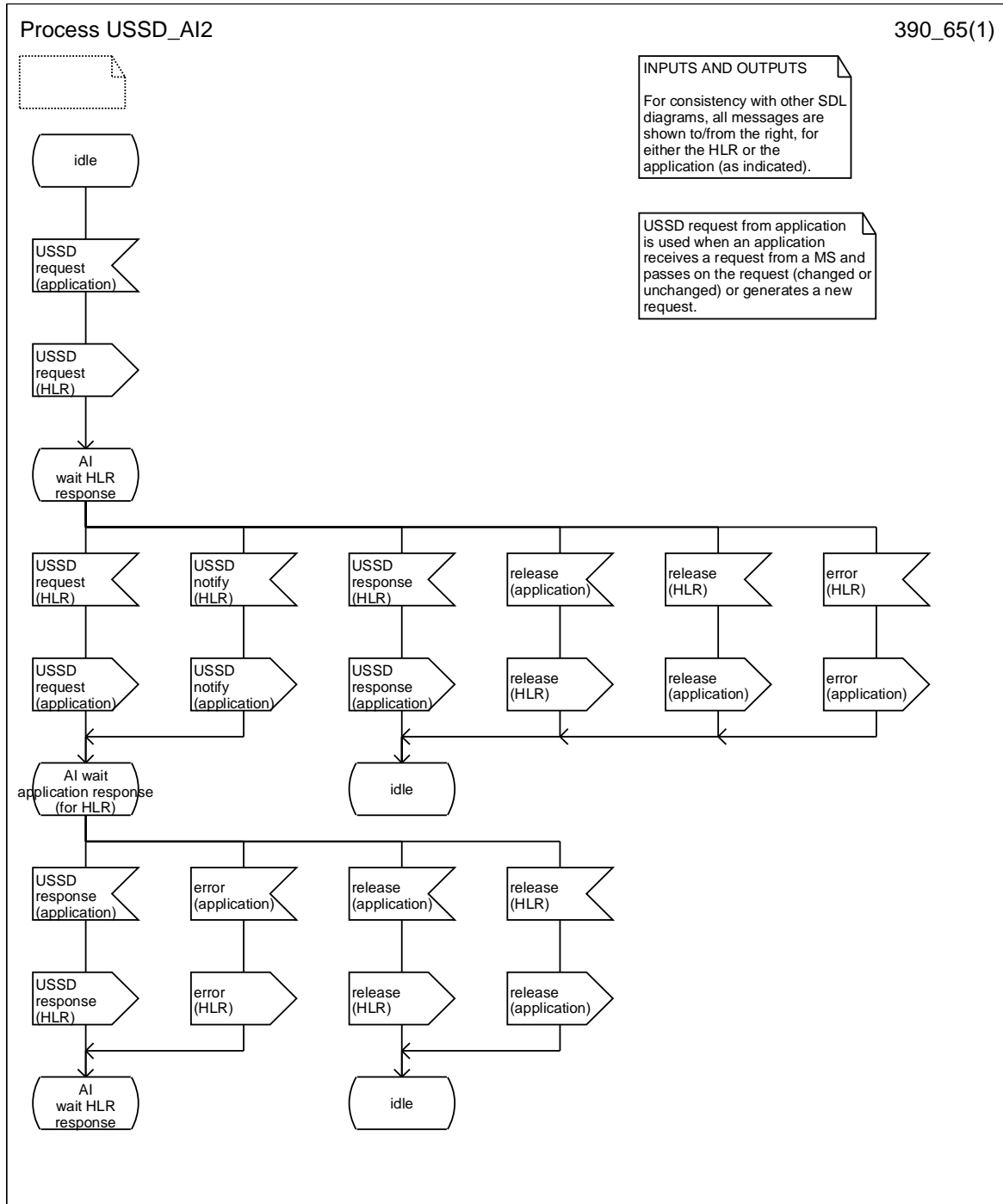


Figure 6.5: Application initiated USSD at VLR

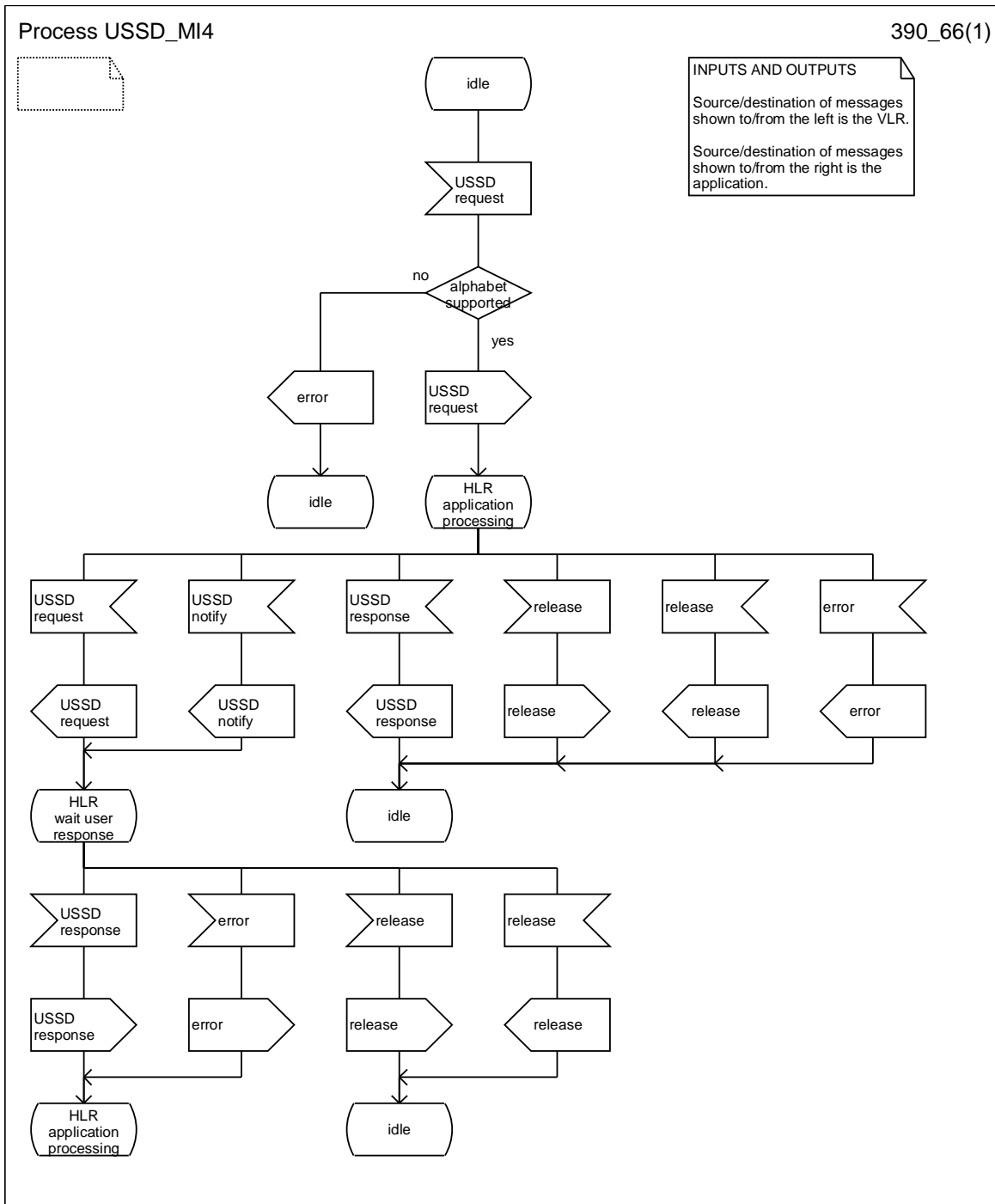
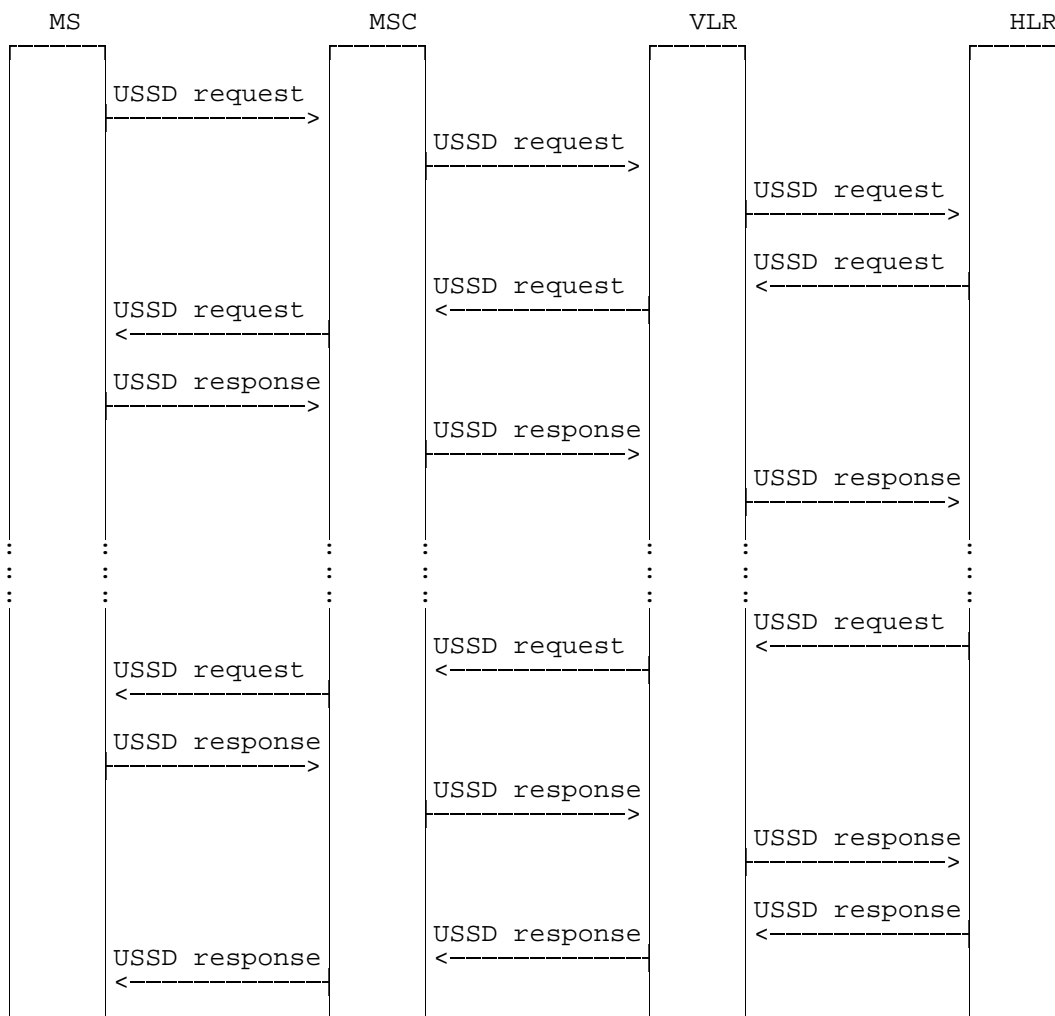


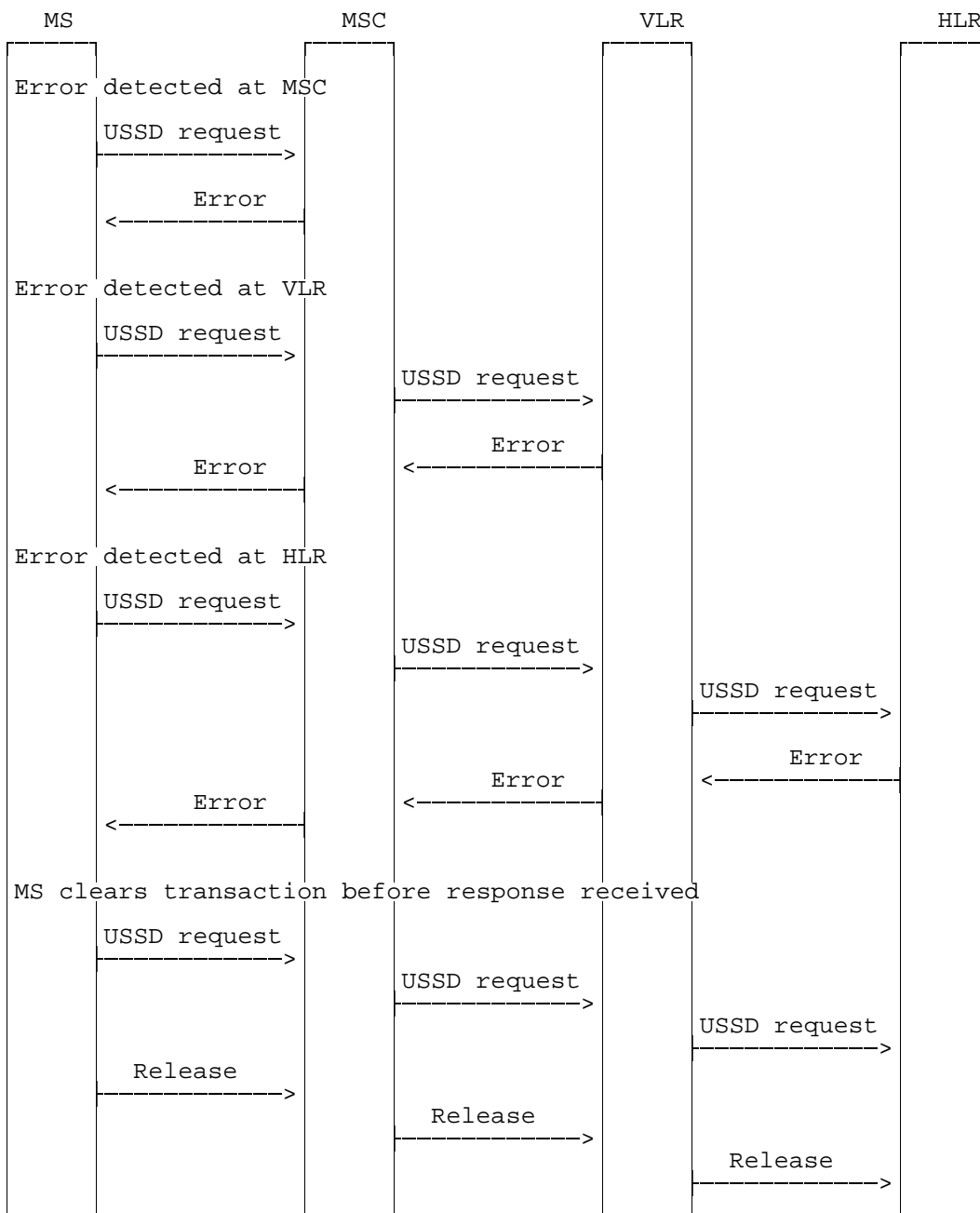
Figure 6.6: Mobile initiated USSD at HLR





NOTE: Note that this call flow only shows one example to illustrate the possible scenarios. See the SDL diagrams for a complete description.

**Figure 6.8: Information flow for mobile initiated USSD Request Handled by HLR, further information requested**



NOTE: This call flow only shows a limited number of examples to illustrate the possible scenarios. See the SDL diagrams for a complete description.

**Figure 6.9: Information flow for mobile initiated failed USSD Request**

### 6.3 Information stored in the HLR

The HLR shall not store any information specific to the use of USSD, although information may be stored for services which are offered by USSD applications.

## 6.4 Information stored in the VLR

The VLR shall not store any information specific to the use of USSD, although information may be stored for services which are offered by USSD applications.

## 6.5 Handover

Handover will have no impact on the operation of this service.

## 6.6 Cross-phase compatibility

If, when a Phase 2 MS sends a mobile initiated USSD request, any network entity is of Phase 1, the request will be rejected. If it is possible to encode the content of the USSD request using the Phase 1 protocol, the MS shall repeat the request, using the Phase 1 protocol.

A Mobile initiated USSD request from a Phase 1 MS uses the Phase 1 protocol. On receipt of such a request, the application shall also use the Phase 1 protocol when sending the response.

A Phase 2 network shall not send network initiated requests or notifications during a mobile initiated USSD request if the MS or any network entity involved in the operation is of Phase 1.



## Annex A (informative): Change history

Change history								
TSG CN#	Spec	Old Ver	CR	Rev	Phase	Cat	New Ver	Subject/Comment
Apr 1999	GSM 03.90	6.0.0			R97			Transferred to 3GPP CN1
CN#03	23.090				R99		3.0.0	Approved at CN#03
CN#06	23.090	3.0.0	001	1	R99		3.1.0	USSD enhancement
CN#09	23.090	3.1.0	002	1	R99	F	3.2.0	SDL refresh
CN#11	23.090	3.2.0			Rel-4		4.0.0	Release 4 after CN#11
CN#16	23.090	4.0.0			Rel-5		5.0.0	Release 5 after CN#16
CN#26	23.090	5.0.0			Rel-6		6.0.0	Release 6 after CN#26
CT#30	23.090	6.0.0	0003	1	Rel-6	F	6.1.0	Incorrect References
CT#36	23.090	6.1.0			Rel-7		7.0.0	Upgraded unchanged from Rel-6
CT#42	23.090	7.0.0			Rel-8		8.0.0	Upgraded unchanged from Rel-7
CT#42	23.090	8.0.0	-	-	Rel-9		9.0.0	Update to Rel-9 version (MCC)
2011-03	23.090	9.0.0	-	-	Rel-10		10.0.0	Update to Rel-10 version (MCC)
2012-09	23.090	10.0.0	-	-	Rel-11		11.0.0	Update to Rel-11 version (MCC)
2014-09	23.090	12.0.0	-	-	Rel-12		12.0.0	Update to Rel-12 version (MCC)
2015-12	23.090	12.0.0	-	-	Rel-13		13.0.0	Update to Rel-13 version (MCC)
2017-03	23.090	13.0.0	-	-	Rel-14		14.0.0	Update to Rel-14 version (MCC)

---

# History

<b>Document history</b>		
V14.0.0	April 2017	Publication