

TS 101 044 V5.1.0 (1997-08)

Technical Specification

**Digital cellular telecommunications system (Phase 2+);
Customized Applications for Mobile network Enhanced Logic
(CAMEL) - Stage 2
(GSM 03.78 version 5.1.0)**



GSM®
GLOBAL SYSTEM FOR
MOBILE COMMUNICATIONS



European Telecommunications Standards Institute

Reference

RTS/SMG-030378QR1 (9o002ic3.PDF)

Keywords

Digital cellular telecommunications system,
Global System for Mobile communications (GSM)

ETSI Secretariat

Postal address

F-06921 Sophia Antipolis Cedex - FRANCE

Office address

650 Route des Lucioles - Sophia Antipolis
Valbonne - FRANCE
Tel.: +33 4 92 94 42 00 Fax: +33 4 93 65 47 16
Siret N° 348 623 562 00017 - NAF 742 C
Association à but non lucratif enregistrée à la
Sous-Préfecture de Grasse (06) N° 7803/88

X.400

c= fr; a=atlas; p=etsi; s=secretariat

Internet

secretariat@etsi.fr
<http://www.etsi.fr>

Copyright Notification

No part may be reproduced except as authorized by written permission.
The copyright and the foregoing restriction extend to reproduction in all media.

Contents

Foreword	8
1 Scope	9
2 Normative references	9
3 Definitions and abbreviations	10
3.1 Definitions	10
3.2 Abbreviations	10
4 Architecture	11
4.1 Functional Entities used for CAMEL	11
4.2 Interfaces defined for CAMEL	12
4.2.1 HLR - VLR interface	12
4.2.2 GMSC - HLR interface	12
4.2.3 GMSC - gsmSSF interface	12
4.2.4 gsmSSF - gsmSCF interface	12
4.2.5 MSC - gsmSSF interface	12
4.2.6 gsmSCF - HLR interface	12
5 Detection Points (DPs)	12
5.1 Definition and description	12
5.2 DP processing rules	13
6 Description of CAMEL Subscriber Data	14
6.1 Description of Originating/Terminating CAMEL Subscription Information (O/T-CSI)	14
6.1.1 Content of the O/T-CSI	14
6.1.1.1 gsmSCF address	14
6.1.1.2 Service Key	14
6.1.1.3 Default Call Handling	14
6.1.1.4 TDP List	14
6.2 Description of Subscriber Information in S R I Ack indicator	14
7 Description of CAMEL BCSMs	14
7.1 General Handling	14
7.2 Originating Basic Call State Model (O-BCSM)	15
7.2.1 Description of O-BCSM	15
7.2.1.1 Description of the call model (PICs)	15
7.2.1.1.1 O_Null & Authorise_Origination_Attempt_Collect_Info	16
7.2.1.1.2 Analyse, Routing & Alerting	16
7.2.1.1.3 O_Active	17
7.2.1.1.4 O_Exception	17
7.3 Terminating Basic Call State Model (T-BCSM)	17
7.3.1 Description of T-BCSM	17
7.3.1.1 Description of the call model (PICs)	18
7.3.1.1.1 T_Null	18
7.3.1.1.2 Terminating Call Handling	19
7.3.1.1.3 T_Active	19
7.3.1.1.4 T_Exception	19
7.4 BCSM Modelling of Call Scenarios	20
7.4.1 Mobile Originated Call	20
7.4.2 Mobile Terminated Call	21
7.4.3 Call Forwarding at the GMSC	21
7.4.4 Call Forwarding at the MSC	22
8 Procedures for CAMEL	23
8.1 Handling of mobile originated calls	23
8.1.1 Handling of Outgoing Call request in the MSC, Process CAMEL_OCH_MSC	23
8.1.1.1 Actions at state Wait_For_MO_Call_Result_1	23
8.1.1.1.1 Send_Info_For_Outgoing_Call_1 Negative Response	23

8.1.1.1.2	Complete Call 1	23
8.1.1.2	Actions at state DP_Collected_Info.....	23
8.1.1.2.1	Int_Release_Call.....	23
8.1.1.2.2	Int_Error	23
8.1.1.2.3	Int_Continue	24
8.1.1.2.4	Int_Connect.....	24
8.1.1.2.5	Release_Transaction	24
8.1.1.3	Actions at state Wait_For_MO_Call_Result_2	24
8.1.1.3.1	Send_Info Negative Response	24
8.1.1.3.2	Int_Release_Call.....	24
8.1.1.3.3	Release_Transaction	24
8.1.1.3.4	Complete Call 2	24
8.1.1.4	Actions at state Wait_For_ACM_2	24
8.1.1.4.1	ISUP_ACM.....	24
8.1.1.4.2	ISUP_Connect	25
8.1.1.4.3	ISUP_Release	25
8.1.1.4.4	Release_Transaction	25
8.1.1.4.5	Int_Release_Call.....	25
8.1.1.5	Actions at state Wait_For_ANM_2	25
8.1.1.5.1	Release_Transaction	25
8.1.1.5.2	Int_Release_Call.....	25
8.1.1.5.3	ISUP_Answer	25
8.1.1.6	Actions at DP_O_Answer.....	25
8.1.1.6.1	Int_Continue	25
8.1.1.6.2	Release_Transaction	25
8.1.1.6.3	ISUP_Release from destination exchange.....	26
8.1.1.7	Actions at state Wait_For_Connect_Ack_2.....	26
8.1.1.8	Actions at state Wait_For_Clear_2.....	26
8.1.1.8.1	Release_Transaction	26
8.1.1.8.2	ISUP_Release from destination exchange.....	26
8.1.1.8.3	Int_Release_Call.....	26
8.1.2	Handling of Outgoing Call request in the VLR, process CAMEL_OCH_VLR	32
8.1.2.1	Actions at state Wait_For_SIFOC	32
8.1.2.2	Actions at state Wait_For_SIFOC_2	33
8.1.2.2.1	Send_Info_For_Outgoing_Call_2.....	33
8.1.2.2.2	Release	33
8.2	Handling of mobile terminating calls.....	35
8.2.1	Handling of terminating call request in the GMSC, Process CAMEL_MT_GMSC	35
8.2.1.1	Reception of ISUP_IAM	35
8.2.1.2	Actions at state Wait_For_Routeing_Info_1	35
8.2.1.2.1	Send_Routeing_Info Negative Response	35
8.2.1.2.2	Send_Routeing_Info Ack with MSRN.....	35
8.2.1.2.3	Send_Routeing_Info Ack with FTN	36
8.2.1.2.4	Send_Routeing_Info Ack with T-CSI and possibly FTN and/or O-CSI	36
8.2.1.2.5	Send_Routeing_Info Ack with O-CSI and FTN	36
8.2.1.2.6	ISUP_Release received from originating exchange	36
8.2.1.3	Actions at state DP_Termination_Attempt_Authorised.....	36
8.2.1.3.1	Int_Release_Call.....	36
8.2.1.3.2	Int_Error	36
8.2.1.3.3	Int_Continue	36
8.2.1.3.4	Int_Connect.....	36
8.2.1.3.5	ISUP_Release received from originating exchange	37
8.2.1.4	Actions at state Wait_For_Routeing_Info_2	37
8.2.1.4.1	Send_Routeing_Info Negative Response	37
8.2.1.4.2	Send_Routeing_Info Ack with MSRN.....	37
8.2.1.4.3	Send_Routeing_Info Ack with FTN	37
8.2.1.4.4	Send_Routeing_Info Ack with O-CSI and FTN	37
8.2.1.4.5	Int_Release_Call.....	38
8.2.1.4.6	ISUP_Release received from originating exchange	38
8.2.1.5	Actions at state Wait_For_Answer_1	38

8.2.1.5.1	ISUP_Release from originating exchange.....	38
8.2.1.5.2	ISUP_Release from destination exchange or process CAMEL_CF_MSC_GMSC	38
8.2.1.5.3	Int_Release_Call	38
8.2.1.5.4	ISUP_Answer	38
8.2.1.6	Actions at state DP_T_Answer.....	38
8.2.1.6.1	ISUP_Release from originating exchange.....	38
8.2.1.6.2	ISUP_Release from destination exchange or process CAMEL_CF_MSC_GMSC	38
8.2.1.6.3	Int_Release_Call	39
8.2.1.7	Int_Continue	39
8.2.1.7	Actions at state Wait_For_Clear_1.....	39
8.2.1.7.1	ISUP_Release from originating exchange.....	39
8.2.1.7.2	ISUP_Release from destination exchange or process CAMEL_CF_MSC_GMSC	39
8.2.1.7.3	Int_Release_Call.....	39
8.2.2	Handling of request for routing information, Process CAMEL_SRI_HLR.....	46
8.2.2.1	Reception of Send_Routeing_Info.....	46
8.2.2.1.1	Continue call handling	46
8.2.2.1.2	Call forwarded	46
8.2.2.1.2.1	Call allowed	46
8.2.2.1.2.2	Call not allowed	46
8.2.2.1.3	Call forwarding fails	46
8.2.2.2	Actions at state Wait_For_MSRN.....	46
8.2.2.2.1	Provide_Roaming_Number Ack from VLR.....	46
8.2.2.2.2	Provide_Roaming_Number Negative Response from VLR.....	46
8.2.2.2.2.1	Call allowed	47
8.2.2.2.2.2	Call not allowed	47
8.2.2.3	Macro CSI_Check	50
8.2.3	Handling of Subscriber Information retrieval in the HLR, Procedure CAMEL_PSI_HLR	50
8.2.3.1	MS reachable	50
8.2.3.2	MS not reachable.....	50
8.2.3.2.1	Location Information requested	50
8.2.3.2.2	Subscriber State requested	51
8.2.3.3	Actions at state Wait_For_Information	51
8.2.3.3.1	Provide_Subscriber_Info Response	51
8.2.3.3.2	Provide_Subscriber_Info Negative Response	51
8.2.4	Handling of provide roaming number request in the VLR, CAMEL_PRN_VLR.....	52
8.2.4.1	Reception of Provide Roaming Number.....	52
8.2.4.2	IMSI known in VLR.....	53
8.2.4.3	IMSI not known in VLR.....	53
8.2.5	Handling of call forwarding in the MSC/GMSC, Process CAMEL_CF_MSC_GMSC.....	55
8.2.5.1	Actions at state DP_Collected_Info.....	55
8.2.5.1.1	ISUP_Release from process CAMEL_ICH_MSC/CAMEL_MT_GMSC.....	55
8.2.5.1.2	Int_Release_Call.....	55
8.2.5.1.3	Int_Error	55
8.2.5.1.4	Int_Continue	55
8.2.5.1.5	Int_Connect.....	55
8.2.5.2	Actions at state Wait_For_Answer	56
8.2.5.2.1	ISUP_Release from originating exchange.....	56
8.2.5.2.2	ISUP_Release from destination exchange.....	56
8.2.5.2.3	Int_Release_Call.....	56
8.2.5.2.4	ISUP_Answer	56
8.2.5.3	Actions at state DP_O_Answer	56
8.2.5.3.1	Int_Continue	56
8.2.5.3.2	ISUP_Release from process CAMEL_ICH_MSC/CAMEL_MT_GMSC.....	56
8.2.5.3.3	ISUP_Release from destination exchange.....	56
8.2.5.3.4	Int_Release_Call.....	57
8.2.5.4	Actions at state Wait_For_Clear.....	57
8.2.5.4.1	ISUP_Release from process CAMEL_ICH_MSC/CAMEL_MT_MSC_GMSC.....	57
8.2.5.4.2	ISUP_Release from destination exchange.....	57
8.2.5.4.3	Int_Release_Call.....	57
8.2.6	Handling of incoming call handling in the MSC, process CAMEL_ICH_MSC	60

8.2.6.1	Wait_For_MT_Call_Result	60
8.2.6.2	Send_Info_For_Incoming_Call_Ack	61
8.3	Handling of mobile calls in gsmSSF	61
8.3.1	State Idle	61
8.3.1.1	Int_Invoke_gsmSSF	61
8.3.1.2	Int_DP_O/T_Answer or Int_DP_O/T_Disconnect	61
8.3.1.3	Int_O/T_Exception	61
8.3.2	State Wait_For_Request	62
8.3.2.1	Int_DP_Collected_Info	62
8.3.2.2	DP_Terminating_Attempt_Authorised	62
8.3.2.3	Int_O/T_Exception	62
8.3.3	Waiting_For_Instructions	62
8.3.3.1	CAP_Request_Report_BCSM_Event	62
8.3.3.2	CAP_Continue	62
8.3.3.3	CAP_Connect	62
8.3.3.4	CAP_Release_Call	62
8.3.3.5	Timer expire	62
8.3.3.6	Int_O/T_Exception	63
8.3.3.7	Int_DP_O/T_Disconnect	63
8.3.4	Monitoring	63
8.3.4.1	Int_DP_O/T_Answer	63
8.3.4.2	Int_DP_O/T_Disconnect	63
8.3.4.3	CAP_Release_Call	63
8.3.4.4	Int_O/T_Exception	63
8.4	Any Time Interrogation	69
8.4.1	Handling of Any Time Interrogation Request in HLR, Process CAMEL_ATI_HLR	69
8.4.1.1	Reception of Any_Time_Interrogation_Request	69
8.4.1.1.1	MS known	69
8.4.1.1.2	MS not known	69
8.5	CAMEL specific handling at subscriber data management in HLR	70
8.6	Processing of Non-Call Related Events	70
9	Description of information flows	70
9.1	gsmSSF to gsmSCF information flows	71
9.1.1	Activity Test Response	71
9.1.1.1	Description	71
9.1.1.2	Information Elements	71
9.1.2	Event Report BCSM	71
9.1.2.1	Description	71
9.1.2.2	Information Elements	71
9.1.3	Initial DP	71
9.1.3.1	Description	71
9.1.3.2	Information Elements	72
9.2	gsmSCF to gsmSSF information flows	73
9.2.1	Activity Test	73
9.2.1.1	Description	74
9.2.1.2	Information Elements	74
9.2.2	Connect	74
9.2.2.1	Description	74
9.2.2.2	Information Elements	74
9.2.3	Continue	75
9.2.3.1	Description	75
9.2.3.2	Information Elements	75
9.2.4	Release Call	75
9.2.4.1	Description	75
9.2.4.2	Information Elements	75
9.2.5	Request Report BCSM Event	75
9.2.5.1	Description	75
9.2.5.2	Information Elements	75
9.3	gsmSCF to HLR information flows	76
9.3.1	Any Time Interrogation Request	76

9.3.1.1	Description	76
9.3.1.2	Information Elements	76
9.4	HLR to gsmSCF information flows	76
9.4.1	Any Time Interrogation Response.....	76
9.4.1.1	Description	76
9.4.1.2	Information Elements	77
9.5	HLR to VLR information flows	77
9.5.1	Delete Subscriber Data.....	77
9.5.1.1	Description	77
9.5.1.2	Information Elements	77
9.5.2	Insert Subscriber Data	77
9.5.2.1	Description	77
9.5.2.2	Information Elements	78
9.5.3	Insert Subscriber Data Response	78
9.5.3.1	Description	78
9.5.3.2	Information Elements	78
9.5.4	Provide Subscriber Info Request.....	78
9.5.4.1	Description	78
9.5.4.2	Information Elements	78
9.5.5	Provide Roaming Number.....	78
9.5.5.1	Description	78
9.5.5.2	Information Elements	79
9.6	VLR to HLR information flows	79
9.6.1	Provide Subscriber Info Response	79
9.6.1.1	Description	79
9.6.1.2	Information Elements	79
9.7	HLR to GMSC information flows.....	80
9.7.1	Send Routeing Info Ack.....	80
9.7.1.1	Description	80
9.7.1.2	Information Elements	80
9.8	GMSC to HLR information flows.....	81
9.8.1	Send Routeing Info.....	81
9.8.1.1	Description	81
9.8.1.2	Information Elements	81
History	82

Foreword

This ETSI Technical Specification (TS) has been produced by the Special Mobile Group (SMG) of the European Telecommunications Standards Institute (ETSI).

This specification defines the stage 2 description of Customized Applications for Mobile network Enhanced Logic (CAMEL) within the digital cellular telecommunications system (Phase 2/Phase 2+).

The contents of this TS are subject to continuing work within SMG and may change following formal SMG approval. Should SMG modify the contents of this TS, it will then be republished by ETSI with an identifying change of release date and an increase in version number as follows:

Version 5.x.y

where:

- y the third digit is incremented when editorial only changes have been incorporated in the specification;
- x the second digit is incremented for all other types of changes, i.e. technical enhancements, corrections, updates, etc.

1 Scope

This Technical Specification (TS) specifies the stage 2 description for the first phase (see GSM 02.78 [2]) of the Customized Applications for Mobile network Enhanced Logic (CAMEL) feature which provides the mechanisms to support services of operators which are not covered by standardized GSM services even when roaming outside the HPLMN.

The CAMEL feature is a network feature and not a supplementary service. It is a tool to help the network operator to provide the subscribers with the operator specific services even when roaming outside the HPLMN.

In this specification, the GSM Service Control Function (gsmSCF) is treated as being part of the HPLMN. The regulatory environment in some countries may require the possibility that the gsmSCF and the HPLMN are controlled by different operators, and the gsmSCF and the HPLMN are therefore distinct entities.

In the first phase the CAMEL feature supports:

- mobile originated and forwarded calls;
- mobile terminating calls;
- any time interrogation;
- suppression of announcements;

Note that CAMEL is not applicable to Emergency Setup (TS 12), i.e., in case an Emergency call has been requested the gsmSSF shall not be invoked.

The mechanism described in this standard addresses especially the need for information exchange between the VPLMN or IPLMN and the HPLMN for support of operator specific services. Any user procedures for the control of operator specific services are outside the scope of this standard. Subscribers who have subscribed to operator specific services and therefore need the functional support of the CAMEL feature shall be marked in the HPLMN and VPLMN. In case a subscriber is marked to need CAMEL support, the appropriate procedures which provide the necessary information to the VPLMN or to the HPLMN are invoked. It is possible for the HPLMN to instruct the VPLMN or IPLMN to interact with a gsmSCF which is controlled by the HPLMN.

The specification of operator specific services in HPLMN are outside the scope of this standard.

2 Normative references

This specification incorporates by dated and undated references, provisions from other publications. These normative references are cited at the appropriate places in the text and the publications are listed hereafter. For dated references, subsequent amendments to or revisions of any of these publications apply to this specification only when incorporated in it by amendment or revision. For undated references the latest edition of the publication referred to applies.

- [1] GSM 01.04 (ETR 350): "Digital cellular telecommunications system (Phase 2+); Abbreviations and acronyms".
- [2] GSM 02.78: "Digital cellular telecommunications system (Phase 2+); Customized Applications for Mobile network Enhanced Logic (CAMEL) - stage 1
- [3] GSM 03.18 (TS 101 043): "Digital cellular telecommunications system (Phase 2+); Basic call handling".
- [4] GSM 09.02 (ETS 300 974): "Digital cellular telecommunications system (Phase 2+); Mobile Application Part (MAP) specification".
- [5] GSM 09.78 (TS 101 046): "Digital cellular telecommunications system (Phase 2+); Customized Applications for Mobile network Enhanced Logic (CAMEL): CAMEL Application Part (CAP) specification".
- [6] ITU-T Q.1214, May 1995: "Distributed Functional Plane for Intelligent Network CS-1"

3 Definitions and abbreviations

3.1 Definitions

For the purposes of this TS, the following definitions apply:

Basic Call State Model (BCSM): The BCSM provides a high-level model of GMSC- or MSC/VLR-activities required to establish and maintain communication paths for users. As such, it identifies a set of basic call activities in a GMSC or MSC/VLR and shows how these activities are joined together to process a basic call.

Detection Points (DP): The points in processing at which notifications (to the service logic) can occur and transfer of control (to the gsmSCF) is possible are called Detection Points (DPs).

GSM Service Control Function (gsmSCF): A functional entity that contains the CAMEL service logic to implement OSS. It interfaces with the gsmSSF and the HLR.

GSM Service Switching Function (gsmSSF): A functional entity that interfaces the MSC/GMSC to the gsmSCF. The concept of the gsmSSF is derived from the IN SSF, but uses different triggering mechanisms because of the nature of the mobile network.

Originating Basic Call State Model (O-BCSM): The originating half of the BCSM. The O-BCSM corresponds to that portion of the BCSM associated with the originating party.

Originating CAMEL Subscription Information (O-CSI): The O-CSI identifies the subscriber as having originating CAMEL services.

Point In Call (PIC): PICs identify MSC/VLR (GMSC) activities associated with one or more basic call/connection states of interest to OSS service logic instances.

Location Information: Indicates the location of the served subscriber. The provision of location information is independent of the MS status. As part of the location information, an indication of the age of this information shall be delivered.

Service Key: The Service Key can identify to the gsmSCF the service logic that it should apply. The Service Key is administered by the HPLMN, and is passed transparently by the VPLMN/IPLMN to the gsmSCF. The Service Key is part of the T/O-CSI.

Subscriber State: See GSM 02.78 [2].

Terminating Basic Call State Model (T-BCSM): The terminating half of the BCSM. The T-BCSM corresponds to that portion of the BCSM associated with the terminating party.

Terminating CAMEL Subscription Information (T-CSI): The T-CSI identifies the subscriber as having terminating CAMEL services.

3.2 Abbreviations

Abbreviations used in this specification are listed in GSM 01.04.

For the purposes of this TS, the following abbreviations apply:

BCSM	Basic Call State Model
CAMEL	Customized Applications for Mobile network Enhanced Logic
DP	Detection Point
EDP	Event Detection Point
GMSC	Gateway MSC
gsmSCF	GSM Service Control Function
gsmSSF	GSM Service Switching Function
HLR	Home Location Register
HPLMN	Home PLMN
IE	Information Element

IF	Information Flow
IPLMN	Interrogating PLMN
MSC	Mobile service Switching Centre
O-BCSM	Originating Basic Call State Model
O-CSI	Originating CAMEL Subscription Information
ODB	Operator Determined Barring
OSS	Operator Specific Service
PIC	Point In Call
PLMN	Public Land Mobile Network
SLPI	Service Logic Program Instance
SMF	Service Management Function
T-BCSM	Terminating Basic Call State Model
T-CSI	Terminating CAMEL Subscription Information
TDP	Trigger Detection Point
VLR	Visitor Location Register
VPLMN	Visited PLMN

4 Architecture

4.1 Functional Entities used for CAMEL

This subclause describes the functional architecture needed to support CAMEL. Also the additions needed to the basic GSM functionality are described. Figure 4/1 shows the functional entities involved in calls requiring CAMEL support. The architecture is applicable to the first phase of CAMEL.

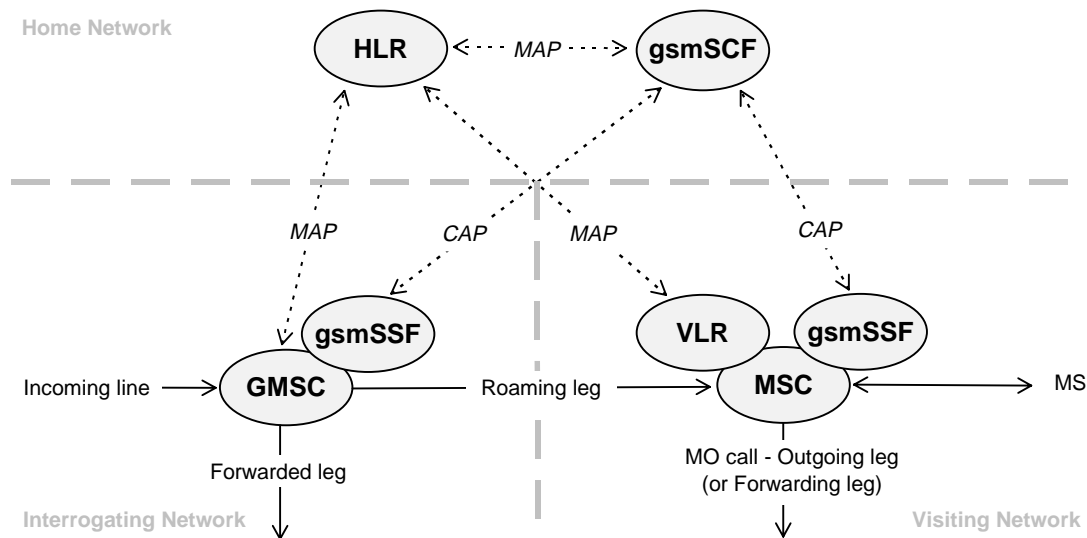


Figure 4/1: Functional architecture for support of CAMEL

HLR: The HLR stores the O/T-CSI for subscribers requiring CAMEL support. The O-CSI is sent to the VLR in case of Location Update or if the O-CSI is updated. The O/T-CSI is sent to the GMSC when the HLR responds to a request for routing information. The HLR may provide an interface towards the gsmSCF for the Any Time Interrogation procedure.

GMSC: When processing the calls for subscribers requiring CAMEL support the GMSC receives a O/T-CSI from the HLR, indicating the GMSC to request instruction from the gsmSSF. The GMSC monitors on request the call states (events) and informs the gsmSSF of these states during processing enabling the gsmSSF to control the execution of the call in the GMSC.

MSC: When processing the calls for subscribers requiring CAMEL support the MSC receives a O-CSI from the VLR indicating the MSC to request instruction from the gsmSSF. The MSC monitors on request the call states (events) and informs the gsmSSF of these states during processing enabling the gsmSSF to control the execution of the call in the MSC.

VLR: The VLR stores the O-CSI as part of the subscriber data for subscribers roaming in the VLR area.

gsmSSF: see subclause 3.1.

gsmSCF: see subclause 3.1.

4.2 Interfaces defined for CAMEL

This subclause describes the different interfaces applicable to CAMEL. It specifies on a high level the functions specific to CAMEL.

4.2.1 HLR - VLR interface

This interface is used to send the CAMEL related subscriber data to the visited PLMN and for provision of MSRN. The interface is also used to retrieve subscriber status and location information of the mobile subscriber or to indicate suppression of announcement for a CAMEL service.

4.2.2 GMSC - HLR interface

This interface is used at terminating calls to exchange routing information, subscriber status, location information, subscription information and suppression of announcements. The O/T-CSI that is passed to the IPLMN is sent over this interface.

4.2.3 GMSC - gsmSSF interface

This is an internal interface. The interface is described in the specification to make it easier to understand the handling of DPs (arming/disarming of DPs, DP processing etc.).

4.2.4 gsmSSF - gsmSCF interface

This interface is used by the gsmSCF to control a call in a certain gsmSSF. Relationships on this interface are opened as a result of the gsmSSF sending a request for instructions to the gsmSCF.

4.2.5 MSC - gsmSSF interface

This an Internal interface. The interface is described in the specification to make it easier to understand the handling of DPs (arming/disarming of DPs, DP processing etc.).

4.2.6 gsmSCF - HLR interface

This interface is used by the gsmSCF to request information from the HLR. Support of the gsmSCF - HLR interface is a network operator option. As a network operator option the HLR may refuse to provide the information requested by the gsmSCF.

5 Detection Points (DPs)

5.1 Definition and description

Certain basic call events may be visible to the GSM Service Control Function (gsmSCF). The DPs are the points in call at which these events are detected. The DPs for Mobile Originated Calls and Mobile Terminated Calls are described in subclauses 7.2 and 7.3.

A DP can be armed in order to notify the gsmSCF that the DP was encountered, and potentially to allow the gsmSCF to influence subsequent handling of the call. If the DP is not armed, the processing entity continues the processing without gsmSCF involvement.

Three different types of DPs are identified:

- Trigger Detection Point - Request (TDP-R)

This detection point is statically armed and initiates a CAMEL control relationship when encountered. Processing is suspended when the DP is encountered.

- Event Detection Point - Request (EDP-R)

This detection point is dynamically armed within the context of a CAMEL control relationship. Processing is suspended awaiting instructions from the gsmSCF when encountering the DP.

- Event Detection Point - Notification (EDP-N)

This detection point is dynamically armed within the context of a CAMEL control relationship. Processing is not suspended when encountering the DP.

The DPs are characterized by the following attributes:

- a) Arming/disarming mechanism - The mechanism by which the DP is armed. A DP may be statically armed or dynamically armed.

The following arming rules apply:

- A DP is statically armed by provisioning the O/T-CSI in the HLR. A statically armed DP remains armed until the O/T-CSI is withdrawn.
- A DP is dynamically armed by the gsmSCF within the context of a CAMEL control relationship (between the gsmSSF and the gsmSCF).

The following disarming rules apply:

- A statically armed DP is disarmed when a O/T-CSI is withdrawn in the HLR. Only TDP-Rs can be disarmed using this mechanism.
- If an armed EDP is met, then it is disarmed.
- If an EDP is met that causes the release of the related leg, then all EDPs related to that leg are disarmed.
- If a call is released, then all EDPs related to that call are disarmed.

- b) Relationship - given that an armed DP was encountered, the gsmSSF provides an information flow via a relationship.

A relationship between the gsmSSF and the gsmSCF for the purpose of operator specific service processing is considered to be a CAMEL relationship. There are two types of CAMEL relationships:

- A CAMEL control relationship if the gsmSCF is able to influence the call processing via the relationship.
- A CAMEL monitor relationship if the gsmSCF is not able to influence the call processing via the relationship.

5.2 DP processing rules

Since a DP may be armed as an EDP-N or an EDP-R for the same call, the gsmSSF should apply the following set of rules during DP processing to ensure single point of control:

- A control relationship persists as long as there is ≥ 1 EDP-R armed for this portion of the call. A control relationship terminates if there are no more EDP-Rs armed or the call clears. During a control relationship, EDPs are disarmed by the gsmSSF as they are encountered and reported to the SCF, or when the call clears.
- A control relationship changes to a monitor relationship if there are no more EDP-Rs armed and ≥ 1 EDP-N armed. A monitor relationship terminates if there are no more EDP-Ns armed or the call clears. During a monitor relationship, EDP-Ns are disarmed by the gsmSSF as they are encountered and reported to the SCF, or when the call clears.

When the armed TDP-R is encountered triggering is unconditional.

6 Description of CAMEL Subscriber Data

6.1 Description of Originating/Terminating CAMEL Subscription Information (O/T-CSI)

6.1.1 Content of the O/T-CSI

This subclause defines the contents of the Originating/Terminating CAMEL Subscription Information.

6.1.1.1 gsmSCF address

Address to be used to access the gsmSCF for a particular subscriber. The address shall be an E.164 number to be used for routing.

6.1.1.2 Service Key

The Service Key identifies to the gsmSCF the service logic that should apply.

6.1.1.3 Default Call Handling

The Default Call Handling indicates whether the call shall be released or continued as requested in case of error in the gsmSSF to gsmSCF dialogue.

6.1.1.4 TDP List

The TDP List indicates on which detection point triggering shall take place. For O-CSI only DP2 is used. For T-CSI only DP12 is used.

6.2 Description of Subscriber Information in S R I Ack indicator

This data indicates whether additional subscriber information shall be sent to the GMSC as part of the terminating call handling.

- an indication that the HLR shall send the location information of the called subscriber.
- an indication that the HLR shall send the subscriber state of the called subscriber.

7 Description of CAMEL BCSMs

7.1 General Handling

The BCSM is used to describe the actions in an MSC/GMSC during originating, forwarded or terminating calls.

The BCSM identifies the points in basic call processing when Operator Specific Service (OSS) logic instances (accessed through the gsmSCF) are permitted to interact with basic call control capabilities.

Figure 7.1/1 shows the components that have been identified to describe a BCSM.

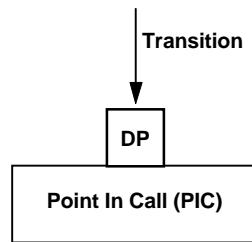


Figure 7.1/1: BCSM Components

7.2 Originating Basic Call State Model (O-BCSM)

7.2.1 Description of O-BCSM

The O-BCSM is used to describe the actions in an MSC during originating (MSC) or forwarded (MSC or GMSC) calls.

When encountering a DP the O-BCSM processing is suspended at the DP and the MSC/GMSC indicates this to the gsmSSF which determines what action if any should be taken in case of the DP is armed.

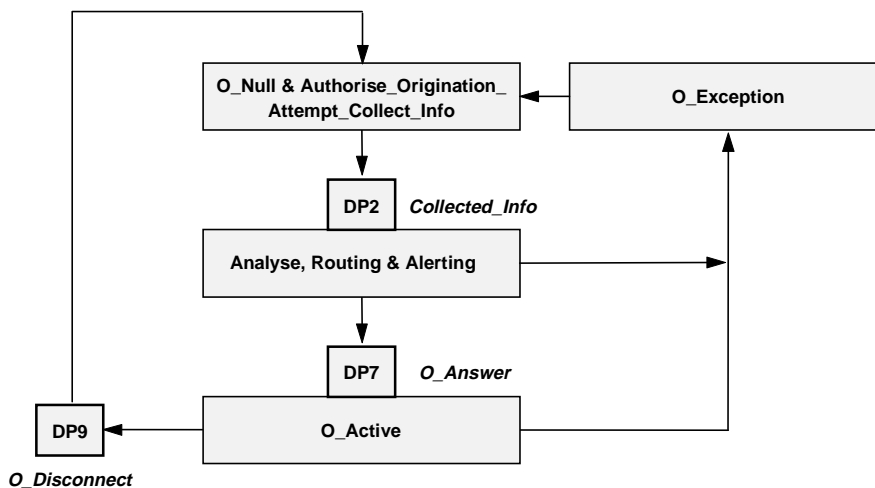


Figure 7.2/1: Originating BCSM for CAMEL

The following table defines the different DPs which apply to mobile originating and forwarded calls.

Table 1: Definition of CAMEL Detection Points

CAMEL Detection Point:	[6]:	DP Type	Description:
DP2 Collected_Info	DP2	TDP-R	Indication that the O-CSI is analysed.
DP7 O_Answer	DP7	EDP-N	Indication that the call is accepted and answered by the terminating party.
DP9 O_Disconnect	DP9	EDP-N, EDP-R	A disconnect indication is received from the originating party or from the terminating party.

7.2.1.1 Description of the call model (PICs)

This subclause describes the call model for originating and forwarded calls. For each PIC a description can be found of the entry events, functions and exit events.

It should be noted that although the names used for PICs match those used in ITU-T Q.1214 [6] the specific descriptions differ.

7.2.1.1.1 O_Null & Authorise_Origination_Attempt_Collect_Info

Entry events:

- Disconnect and clearing of a previous call (DP9 - O_Disconnect) or default handling of exceptions by gsmSSF/(G)MSC completed.

Functions:

- Interface is idled.
- Originating call: SETUP message containing the dialled number is received from MS.
- Originating call: The supplementary services "barring of all outgoing calls" is checked and invoked if necessary.
- Originating call: The ODB categories "barring of all outgoing calls" and "barring of outgoing calls when roaming" are checked and ODB is invoked if necessary.
- Originating call: CUG checks done in the originating MSC/VLR are performed.
- Forwarded call: Given the decision has been taken to forward an incoming call to a certain number, the authority of the party to forward the call with the given properties is verified.
- Information being analysed e.g., O-CSI is analysed.

Exit events:

- Originating CSI is analysed.
- An exception condition is encountered. For this PIC, if the call encounters one of these exceptions during the PIC processing, the exception event is not visible because there is no corresponding DP. Example exception conditions are:
 - Calling party abandons call.

7.2.1.1.2 Analyse, Routing & Alerting

Entry events:

- Originating CSI is analysed. (DP2 - Collected Info)

Functions:

- Information being analysed and/or translated according to dialling plan to determine routing address.
- Routing address being interpreted.
- Originating call: Outgoing barring services and ODB categories not already applied are checked and invoked if necessary.
- Call is being processed by the terminating half BCSM. Continued processing of call setup (e.g., ringing) is taking place. Waiting for indication from terminating half BCSM that the call has been answered by terminating party.

Exit events:

- Indication from the terminating half BCSM that the call is accepted and answered by terminating party. (DP7 - O_Answer)
- An exception condition is encountered - this leads to the O_Exception PIC. Example exception conditions are:
 - Calling party abandons call.
 - The called party is busy.
 - The called party does not answer the call.
 - Attempt to select the route for the call fails.

7.2.1.1.3 O_Active

Entry events:

- Indication from the terminating half BCSM that the call is accepted and answered by the terminating party. (DP7 - O_Answer)

Functions:

- Connection established between originating and terminating party. Call release is awaited.

Exit events:

- A disconnection indication is received from the originating party, or received from the terminating party via the terminating half BCSM. (DP9 - O_Disconnect)
- An exception condition is encountered.

7.2.1.1.4 O_Exception

Entry events:

- An exception condition is encountered. In addition to specific examples listed above, exception events include any type of failure that means that the normal exit events for a PIC can not be met.

Functions:

- Default handling of the exception condition is being provided. This includes general actions necessary to ensure no resources remain inappropriately allocated such as:
 - If any relationship exists between the gsmSSF and the gsmSCF send an error information flow closing the relationships and indicating that any outstanding call handling instructions will not run to completion
 - The (G)MSC/gsmSSF should make use of vendor-specific procedures to ensure release of resources within the (G)MSC/gsmSSF so that line, trunk and other resources are made available for new calls.

Exit events:

- Default handling of the exception condition by gsmSSF/(G)MSC completed.

7.3 Terminating Basic Call State Model (T-BCSM)

7.3.1 Description of T-BCSM

The T-BCSM is used to describe the actions in a GMSC during terminating calls.

When encountering a DP the T-BCSM processing is suspended at the DP and the GMSC indicates this to the gsmSSF which determines what action if any should be taken in case of the DP is armed.

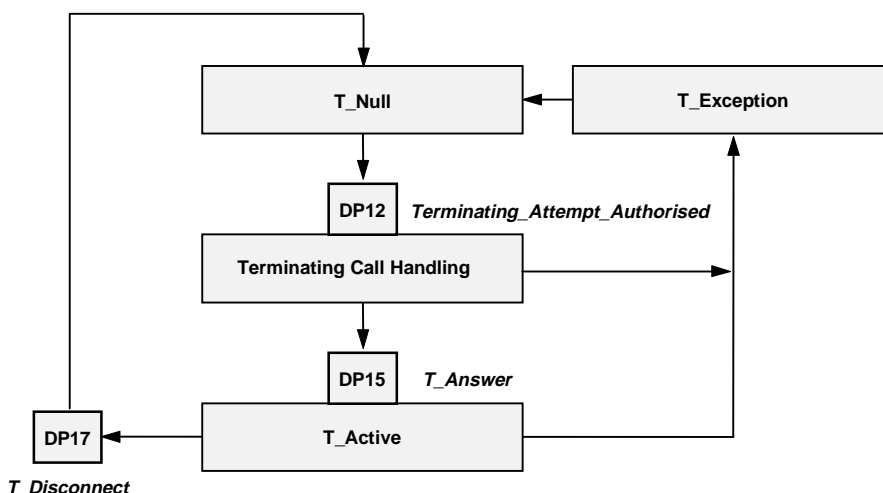


Figure 7.3/1: T-BCSM in the GMSC

In the following table the different DPs (in the T-BCSM) are described.

Table 2: Description of T-BCSM DPs in the GMSC

CAMEL Detection Point:	[6]:	DP Type	Description:
DP12 Terminating_Attempt_Authorised	DP12	TDP-R	Indication that the T-CSI is analysed.
DP15 T_Answer	DP15	EDP-N	Call is accepted and answered by terminating party
DP17 T_Disconnect	DP17	EDP-N, EDP-R	A disconnect indication is received from the terminating party or from the originating party.

7.3.1.1 Description of the call model (PICs)

This subclause describes the call model for terminating calls in the GMSC. For each PIC a description can be found of the entry events, functions, information available and exit events.

It should be noted that although the names used for PICs match those used in ITU-T Q.1214 [6] the specific descriptions differ.

7.3.1.1.1 T_Null

Entry events:

- Disconnect and clearing of a previous call (DP 17) or default handling of exceptions by gsmSSF/GMSC completed.

Functions:

- Interface is idled.
- ISUP_IAM is received, the appropriate information is analysed.
- Send_Routeing_Info information flow is sent to HLR.
- The supplementary services "barring of all incoming calls" and "barring of incoming calls when roaming" are checked and invoked if necessary.
- The ODB categories "barring of all incoming calls" and "barring of incoming calls when roaming" are checked and ODB is invoked if necessary.
- The supplementary service "CUG" is checked and invoked if necessary.

- T-CSI is received and analysed.

Exit events:

- Response is received from HLR and terminating CSI (if available) is analysed.
- An exception condition is encountered. For this PIC, if the call encounters one of these exceptions during the PIC processing, the exception event is not visible because there is no corresponding DP.

Example exception condition is:

- Calling party abandons call.

7.3.1.1.2 Terminating Call Handling

Entry events:

- Response is received from HLR and terminating CSI (if available) is analysed. (DP 12 Terminating_Attempt_Authorised)

Functions:

- The response from HLR is analysed.
- Routing address and call type being interpreted. The next route is being selected.
- The terminating party is being alerted. Waiting for the call to be answered by terminating party.
- The GSM supplementary service call forwarding is invoked if necessary.

Exit events:

- Call is accepted and answered by terminating party.
- An exception condition is encountered - this lead to the T_Exception PIC. Example exception conditions are:
 - Calling party abandons call.
 - The call setup to the MSC/GMSC was not successful.

7.3.1.1.3 T_Active

Entry events:

- Indication that the call is accepted and answered by the terminating party. (DP15 - T_Answer)

Functions:

- Connection established between originating and terminating party. Call supervision is being provided.
- Call release is awaited.

Exit events:

- A disconnection indication is received from the terminating party, or received from the originating party via the originating half BCSM. (DP17 - T_Disconnect)
- An exception condition is encountered. In addition to specific examples listed above, exception events include any type of failure that means that the normal exit events for a PIC can not be met.

7.3.1.1.4 T_Exception

Entry events:

- An exception condition is encountered. In addition to specific examples listed above, exception events include any type of failure that means that the normal exit events for PIC cannot be met.

Functions:

- Default handling of the exception condition is being provided. This includes general actions necessary to ensure no resources remain inappropriately allocated such as:
 - If any relationship exists between the gsmSSF and the gsmSCF send an error information flow closing the relationships and indicating that any outstanding call handling instructions will not run to completion
 - The GMSC/gsmSSF should make use of vendor-specific procedures to ensure release of resources within the GMSC/gsmSSF so that line, trunk and other resources are made available for new calls.

Exit events:

- Default handling of the exception condition by gsmSSF/GMSC completed.

7.4 BCSM Modelling of Call Scenarios

This subclause describes how the BCSMs defined above are used to model GSM call scenarios. For each scenario the used and unused BCSMs involved in the call are shown.

In some cases these models may have an allocation to physical nodes different from that shown. However, the physical separation of the logic functions shown shall not impact the modelling. This subclause describes the call scenarios without optimal routing. If optimal routing is invoked the physical configurations may be different from those shown, but the modelling is not changed.

CAMEL may be applied simultaneously and independently for each GSM subscriber involved in a call. This is not shown in these scenarios.

Subscribers other than those being served by CAMEL may be either PSTN subscribers, other GSM subscribers or any other addressable subscriber.

7.4.1 Mobile Originated Call

The O-BCSM for the call from A to B (labelled "O(A-B)") is invoked if the A-party has an active O-CSI. A control or monitoring relationship with gsmSCF (1) will be created.

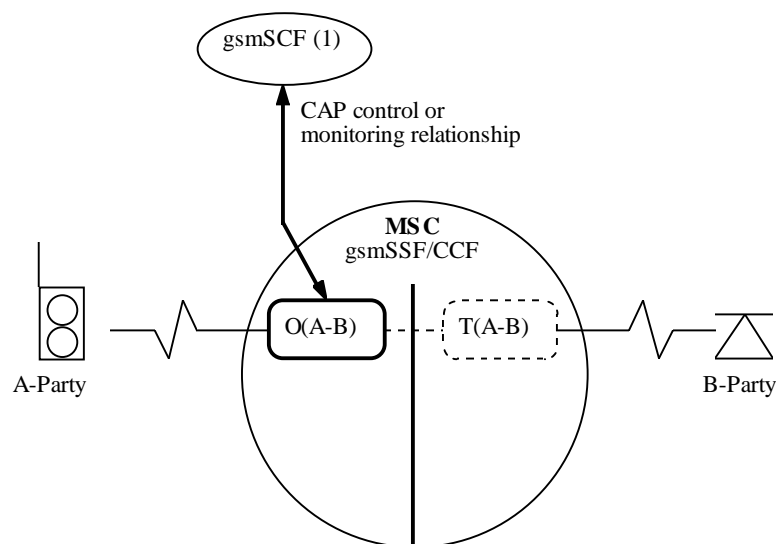


Figure 7.4/1 BCSM Scenario for Mobile Originated Call

7.4.2 Mobile Terminated Call

The T-BCSM for the call from A to B (labelled "T(A-B)") is invoked if the B-party has an active T-CSI. A control or monitoring relationship with gsmSCF (1) will be created.

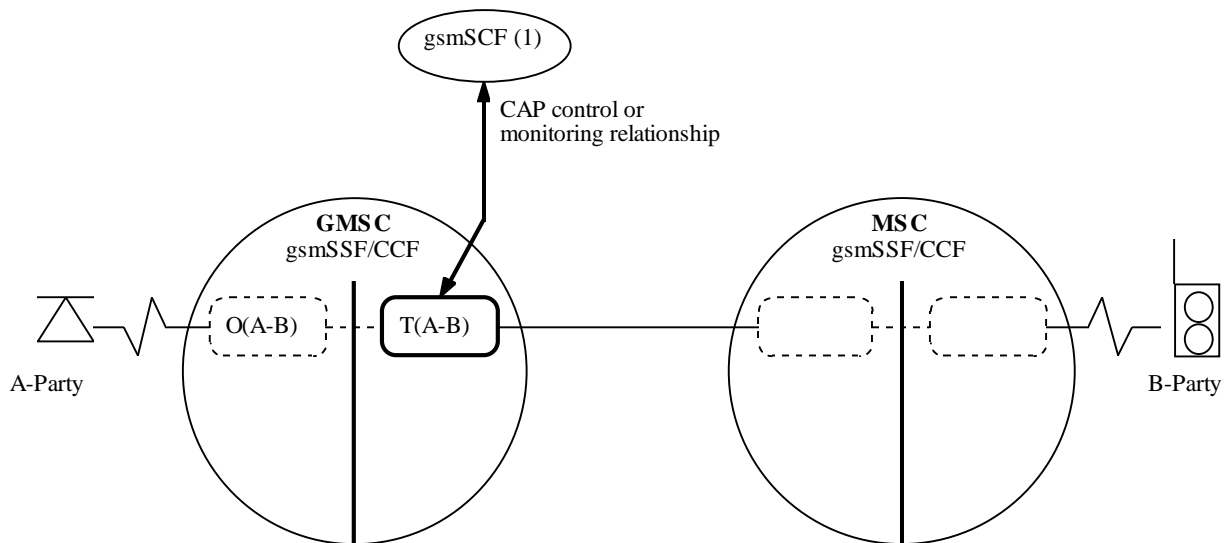


Figure 7.4/2 BCSM Scenario for Mobile Terminated Calls

7.4.3 Call Forwarding at the GMSC

The T-BCSM for the call from A to B (labelled "T(A-B)") is invoked if the B-party has an active T-CSI. A control or monitoring relationship with gsmSCF (1) will be created.

A new call leg to a "C" party is created if:

- a GSM call forwarding supplementary service forwards the call to C; or
- a CAMEL service in a control relationship with T(A-B) uses a Connect information flow containing the " O-CSI Applicable" flag.

If the B-party has an active O-CSI the BCSM O(B-C) is invoked. A control or monitoring relationship with gsmSCF (2) will be created.

The relationships with gsmSCF (1) and gsmSCF(2) may exist simultaneously. The two relationships are treated independently at the GMSC. The BCSM T(A-B) and BCSM O(B-C) are linked by an internal interface which is assumed to behave in a similar way to an ISUP interface.

The nodes gsmSCF (1) and gsmSCF (2) may be the same or different physical entities.

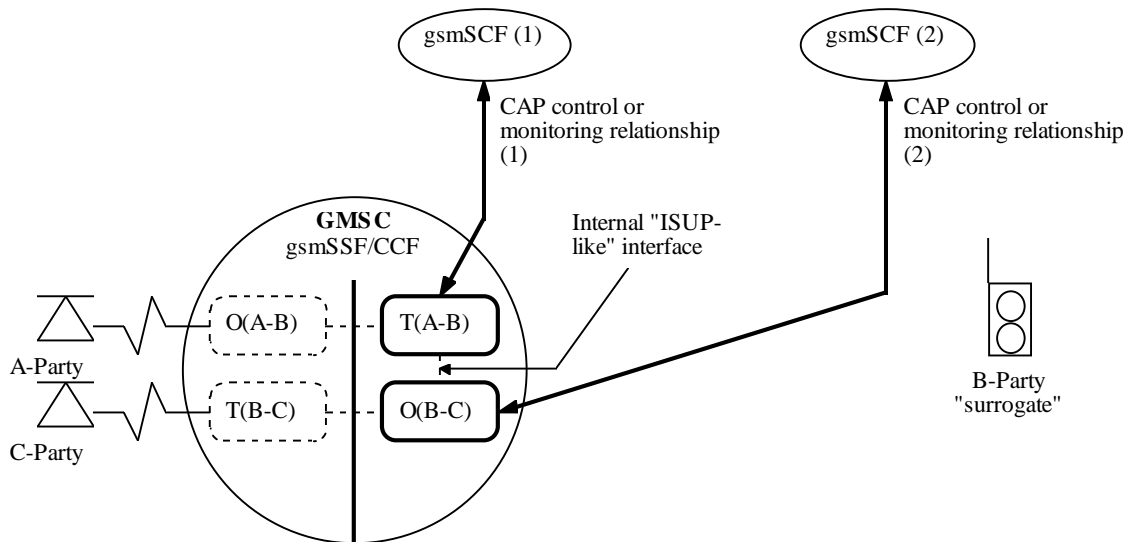


Figure 7.4/3 BCSM Scenario for Call Forwarding at the GMSC

7.4.4 Call Forwarding at the MSC

The T-BCSM for the call from A to B (labelled "T(A-B)") is invoked if the B-party has an active T-CSI. A control or monitoring relationship with gsmSCF (1) will be created. Following processing at the GMSC the call will be extended to the MSC serving the B-party. This MSC may be physically integrated with the GMSC, but it is shown as being separate in the diagram below.

If a GSM call forwarding supplementary service acting at the MSC forwards the call to C, a new call leg to C is established. If the B-party has an active O-CSI the BCSM O(B-C) is invoked. A control or monitoring relationship with gsmSCF (2) will be created.

The relationships with gsmSCF (1) and gsmSCF(2) may exist simultaneously.

The nodes gsmSCF (1) and gsmSCF (2) may be the same or different physical entities.

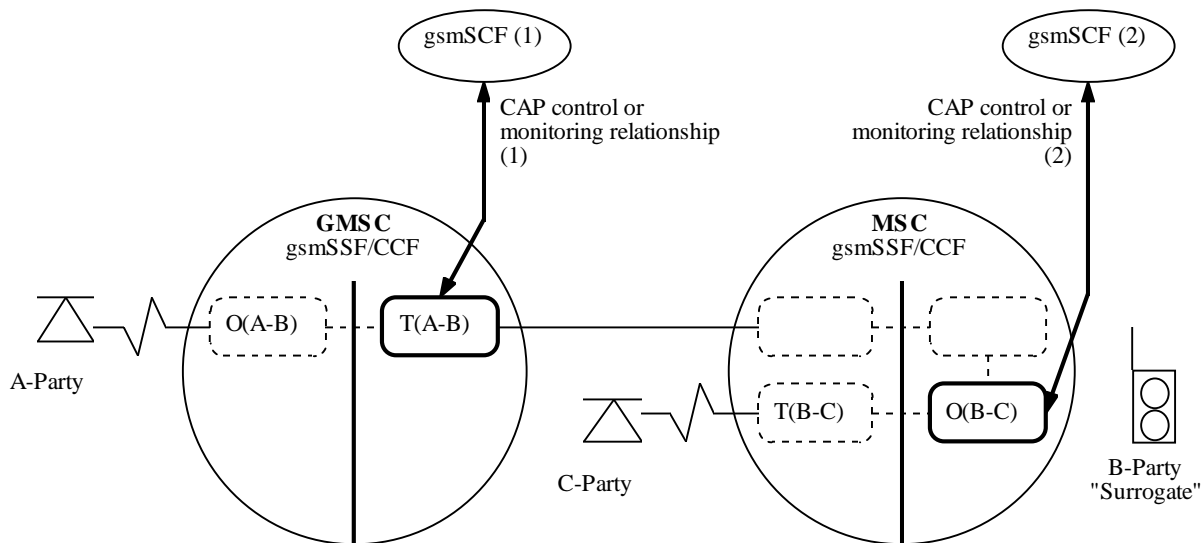


Figure 7.4/4 BCSM Scenario for Call Forwarding at the MSC

8 Procedures for CAMEL

The SDLs in this specification illustrate how CAMEL modifies the normal call handling. They do not attempt to show all the details of call handling in nodes that support CAMEL. Relevant parts of GSM 03.18 [3] apply in addition to these SDLs. For example, some inputs leading to unsuccessful call attempts are not shown on these diagrams - corresponding clauses in GSM 03.18 [3] apply.

8.1 Handling of mobile originated calls

8.1.1 Handling of Outgoing Call request in the MSC, Process CAMEL_OCH_MSC

The description of the handling of the CM Service Request from the MS is omitted (see Process_Access_Request_MSC of GSM 03.18 [3]), as it has no impact on CAMEL.

The MSC sends the Send_Info_For_Outgoing_Call_1 and waits in the state Wait_For_MO_Call_Result_1 (shown in sheet 1).

8.1.1.1 Actions at state Wait_For_MO_Call_Result_1

The following actions are possible in the state Wait_For_MO_Call_Result_1 (shown in sheet 2):

8.1.1.1.1 Send_Info_For_Outgoing_Call_1 Negative Response

See process OCH_MSC of GSM 03.18 [3].

8.1.1.1.2 Complete Call 1

If the MSC has not received any O-CSI in the Complete_Call_1 from the VLR then the Call Handling continues as specified in the process OCH_MSC of GSM 03.18 [3] by building an ISUP_IAM message and sending it to the destination exchange.

If the MSC has received O-CSI from the VLR then gsmSSF is invoked. The MSC sends the O-CSI to the gsmSSF. When the invocation of gsmSSF is confirmed, the MSC sends Int_DP_Collected_Info to the gsmSSF and then waits for an answer from the gsmSSF in state DP_Collected_Info.

8.1.1.2 Actions at state DP_Collected_Info

The following actions are possible in the state DP_Collected_Info (shown in sheets 3 and 5):

8.1.1.2.1 Int_Release_Call

A Release_Transaction is sent to the MS and a Release to the VLR. The release cause received in the Int_Release_Call is used. The MSC then releases all call resources and the process CAMEL_OCH_MSC returns to idle.

8.1.1.2.2 Int_Error

The MSC checks in O-CSI the default Call Handling parameter.

If the default call handling is release call, a Release_Transaction is sent to the MS. The MSC then releases all call resources and the process CAMEL_OCH_MSC returns to idle.

If the default call handling is continue call, the MSC continues processing without CAMEL support. It sends Send_Info_For_Outgoing_Call_2 to the VLR and waits in state Wait_For_MO_Call_Result_2.

8.1.1.2.3 Int_Continue

The MSC continues processing without any modification of call parameters. It sends Send_Info_For_Ongoing_Call_2 to the VLR and waits in state Wait_For_MO_Call_Result_2.

8.1.1.2.4 Int_Connect

The MSC continues processing with modified call parameters. The MSC shall transparently modify the call parameters with the received information. The MSC then sends a Progress message to the MS containing a progress indicator information element to stop call timers at the MS. Call parameters that are not included in the Int_Connect message are unchanged.

The MSC sends Send_Info_For_Ongoing_Call_2 to the VLR and waits in state Wait_For_MO_Call_Result_2. Because of signalling limitations or regulatory requirements, the Calling Party's Category, Generic Number may be ignored or modified, Original Called Party Number and Redirecting Party ID.

If received, Calling Party Number is ignored.

8.1.1.2.5 Release_Transaction

If the gsmSSF receives a release message from the MS, the MSC sends Int_O_Exception to gsmSSF, releases all call resources and returns to idle.

8.1.1.3 Actions at state Wait_For_MO_Call_Result_2

The following actions are possible in the state Wait_For_MO_Call_Result_2 (shown in sheets 3 and 5):

8.1.1.3.1 Send_Info Negative Response

The MSC sends an indication to the gsmSSF that the call handling is aborted (Int_O_Exception) and a Release_Transaction to the MS. The MSC then releases all call resources and the process CAMEL_OCH_MSC returns to idle.

8.1.1.3.2 Int_Release_Call

A Release_Transaction is sent to the MS. The release cause received in the Int_Release_Call is used. The MSC then releases all call resources and the process CAMEL_OCH_MSC returns to idle.

8.1.1.3.3 Release_Transaction

If the MSC received from the MS a release call indication then the MSC informs the gsmSSF that the call handling has been aborted (Int_O_Exception), releases all call resources and returns to idle.

8.1.1.3.4 Complete Call 2

The MSC sends an ISUP_IAM and waits for the connection to be established (Wait_For_ACM_2).

8.1.1.4 Actions at state Wait_For_ACM_2

The following actions are possible in the state Wait_For_ACM_2 (shown in sheets 4 and 5):

8.1.1.4.1 ISUP_ACM

If the MSC receives ISUP_ACM from destination exchange, the MSC alerts the calling party and waits in Wait_For_ANM_2.

8.1.1.4.2 ISUP_Connect

If ISUP_Connect is received from the destination exchange, the MSC informs the gsmSSF that Int_DP_O_Answer has occurred, suspends the call process and waits in the state DP_O_Answer.

8.1.1.4.3 ISUP_Release

If the MSC received from the ISUP interface a release call indication then the MSC informs the gsmSSF that the call handling has been aborted (Int_O_Exception), releases all call resources and returns to idle.

8.1.1.4.4 Release_Transaction

If the MSC received from the MS a release call indication then the MSC informs the gsmSSF that the call handling has been aborted (Int_O_Exception), releases call resource and returns to idle.

8.1.1.4.5 Int_Release_Call

A Release_Transaction is sent to the MS and an ISUP_Release is sent to the destination exchange. The ISUP_Release contains the release cause received in the Int_Release_Call. The received release cause is also used in the release towards the MS. The MSC then releases all call resources and the process CAMEL_OCH_MSC returns to idle.

8.1.1.5 Actions at state Wait_For_ANM_2

The following actions are possible in state Wait_For_ANM_2 (shown in sheets 4 and 5):

8.1.1.5.1 Release_Transaction

If the MSC receives from the MS a release call indication then the MSC informs the gsmSSF that the call handling has been aborted (Int_O_Exception), releases all call resources and returns to idle.

8.1.1.5.2 Int_Release_Call

A Release_Transaction is sent to the MS and an ISUP_Release is sent to the destination exchange. The ISUP_Release contains the release cause received in the Int_Release_Call. The received release cause is also used in the release towards the MS. The MSC then releases all call resources and the process CAMEL_OCH_MSC returns to idle.

8.1.1.5.3 ISUP_Answer

If the MSC receives ISUP_Answer from the destination exchange, the MSC informs the gsmSSF that the answer has been received (Int_DP_O_Answer) and waits in state DP_O_Answer.

8.1.1.6 Actions at DP_O_Answer

The following actions are possible in state DP_O_Answer (shown in sheets 4 and 6):

8.1.1.6.1 Int_Continue

The gsmSSF instructs the MSC to continue call handling. The MSC sends a connect message to the MS and waits in state Wait_For_Clear_2.

8.1.1.6.2 Release_Transaction

The DP_O_Disconnect is reported to the gsmSSF (Int_DP_O_Disconnect). This message contains an indication (legID=1) that the calling party has disconnected.

If Int_Continue or Int_Release_Call is received from the gsmSSF, a ISUP_Release is forwarded to the destination exchange. The MSC then releases all call resources and the process CAMEL_OCH_MSC returns to idle.

If ISUP_Release is received from the destination exchange before gsmSSF has responded to the Int_DP_O_Disconnect (legID=1), the DP_O_Disconnect is reported to the gsmSSF. This message contains an indication (legID=2) that the called party has disconnected. When Int_Continue or Int_Release_Call is received from the gsmSSF, the MSC releases all call resources and the process CAMEL_OCH_MSC returns to idle.

8.1.1.6.3 ISUP_Release from destination exchange

The DP_O_Disconnect is reported to the gsmSSF. This message contains an indication (legID=2) that the called party has disconnected.

If Int_Continue or Int_Release_Call is received from the gsmSSF, Release_Transaction is forwarded to the MS. If Int_Release_Call was received the received release cause is used. The MSC then releases all call resources and the process CAMEL_OCH_MSC returns to idle.

If Release_Transaction is received from the MS before gsmSSF has responded to the Int_DP_O_Disconnect (legID=2), the DP_O_Disconnect is reported to the gsmSSF. This message contains an indication (legID=1) that the calling party has disconnected. When Int_Continue or Int_Release_Call is received from the gsmSSF, the MSC releases all call resources and the process CAMEL_OCH_MSC returns to idle.

8.1.1.7 Actions at state Wait_For_Connect_Ack_2

See process OCH_MSC of GSM 03.18 [3].

8.1.1.8 Actions at state Wait_For_Clear_2

The following actions are possible in state Wait_For_Clear_2 (shown in sheets 5 and 6):

8.1.1.8.1 Release_Transaction

The DP_O_Disconnect is reported to the gsmSSF. This message contains an indication (legID=1) that the calling party has disconnected.

If Int_Continue or Int_Release_Call is received from the gsmSSF, a ISUP_Release is forwarded to the destination exchange. The ISUP_Release contains, if Int_Release_Call was received, the received release cause. The MSC then releases all call resources and the process CAMEL_OCH_MSC returns to idle.

If ISUP_Release is received from the destination exchange before gsmSSF has responded to the Int_DP_O_Disconnect (legID=1), the DP_O_Disconnect is reported to the gsmSSF. This message contains an indication (legID=2) that the called party has disconnected. When Int_Continue or Int_Release_Call is received from the gsmSSF, the MSC releases all call resources and the process CAMEL_OCH_MSC returns to idle.

8.1.1.8.2 ISUP_Release from destination exchange

The DP_O_Disconnect is reported to the gsmSSF. This message contains an indication (legID=2) that the called party has disconnected.

If Int_Continue or Int_Release_Call is received from the gsmSSF, Release_Transaction is forwarded to the MS. If Int_Release_Call was received the received release cause is used. The MSC then releases all call resources and the process CAMEL_OCH_MSC returns to idle.

If Release_Transaction is received from the MS before gsmSSF has responded to the Int_DP_O_Disconnect (legID=2), the DP_O_Disconnect is reported to the gsmSSF. This message contains an indication (legID=1) that the calling party has disconnected. When Int_Continue or Int_Release_Call is received from the gsmSSF, the MSC releases all call resources and the process CAMEL_OCH_MSC returns to idle.

8.1.1.8.3 Int_Release_Call

A Release_Transaction is sent to the MS and an ISUP_Release is sent to the destination exchange. The ISUP_Release contains the release cause received in the Int_Release_Call. The received release cause is also used in the release towards the MS. The MSC then releases all call resources and the process CAMEL_OCH_MSC returns to idle.

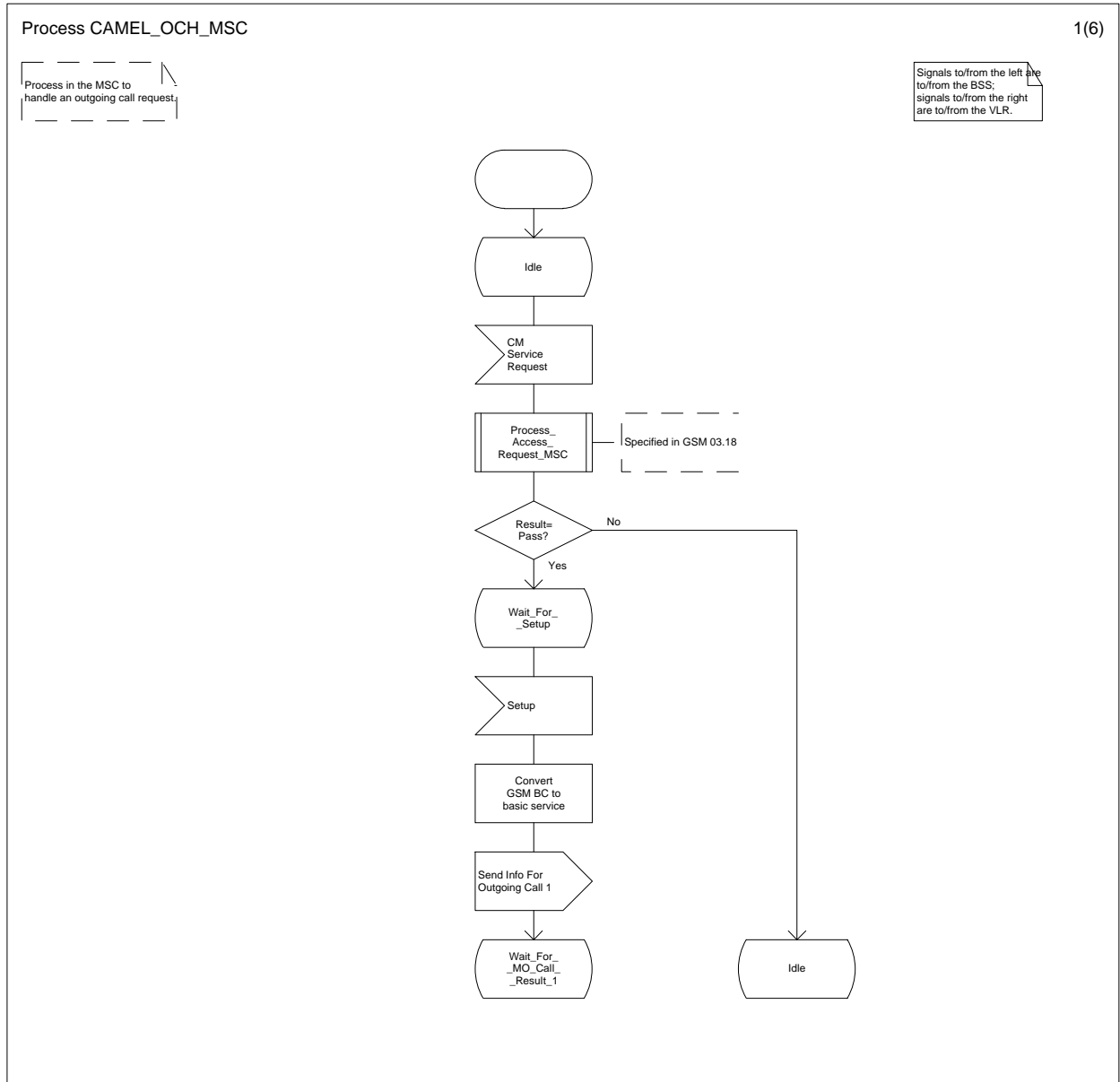


Figure 8.1-1 CAMEL_OCH_MSC (sheet 1 of 6)

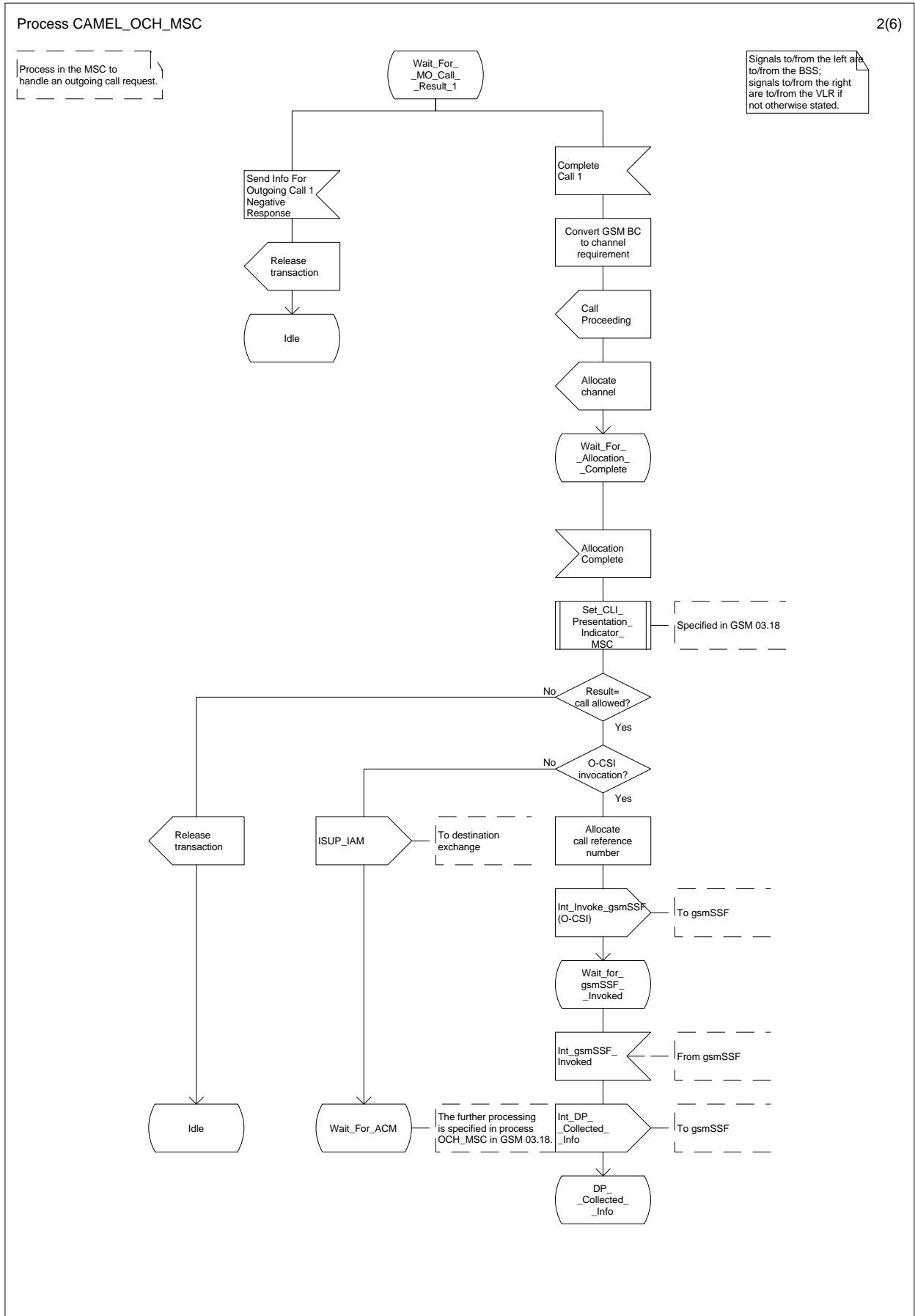


Figure 8.1-2 CAMEL_OCH_MSC (sheet 2 of 6)

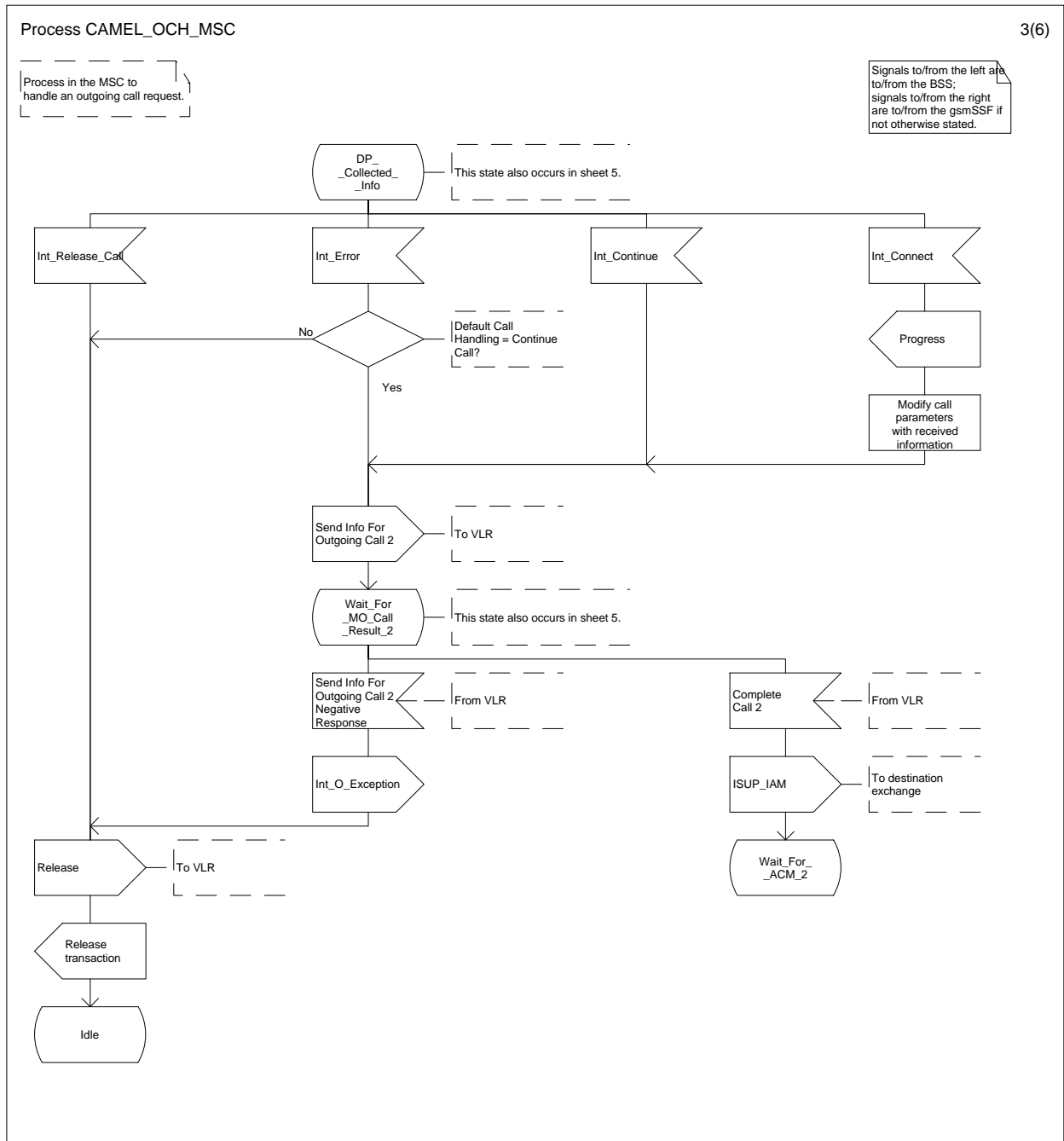


Figure 8.1-3 CAMEL_OCH_MSC (sheet 3 of 6)

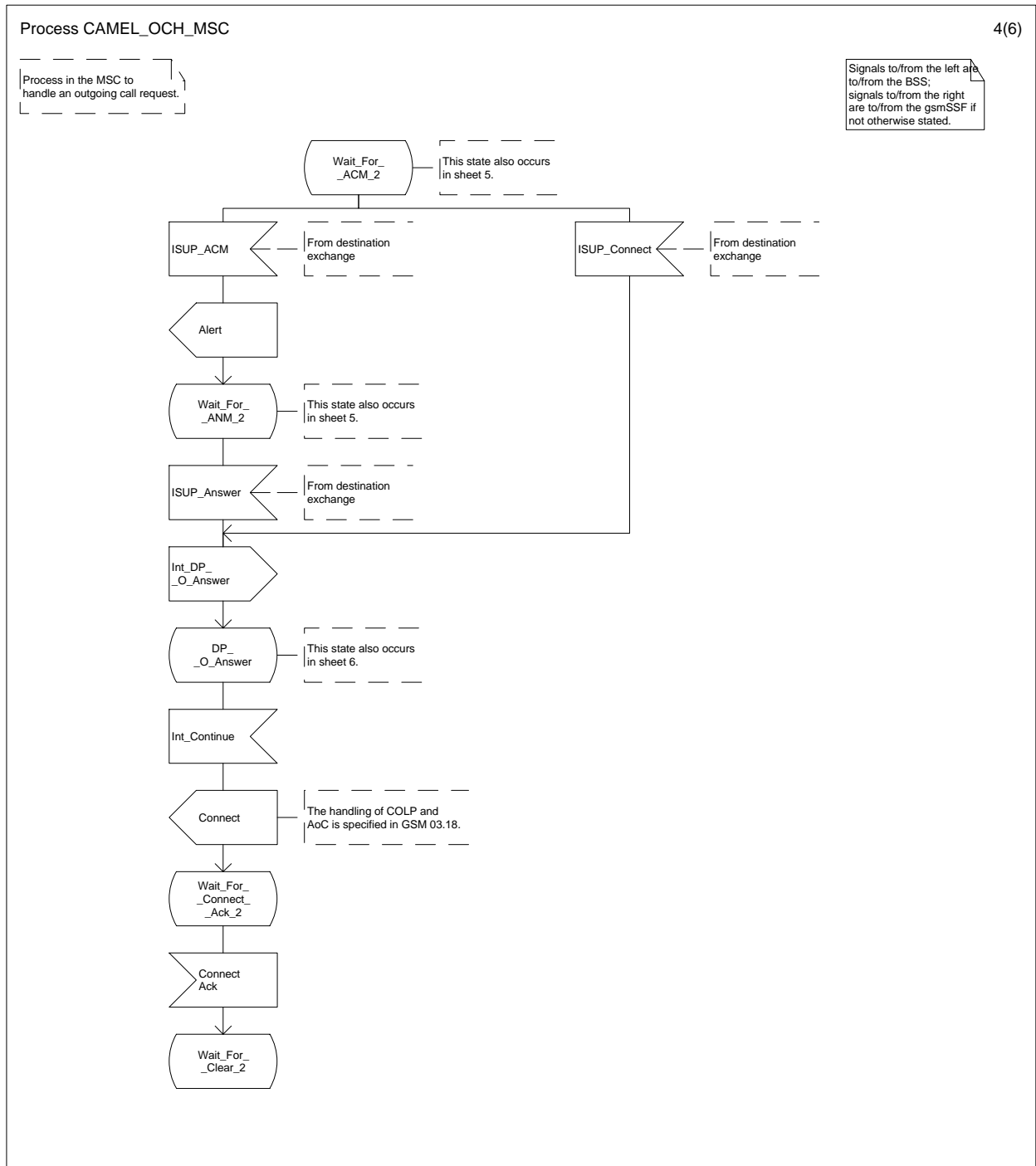


Figure 8.1-4 CAMEL_OCH_MSC (sheet 4 of 6)

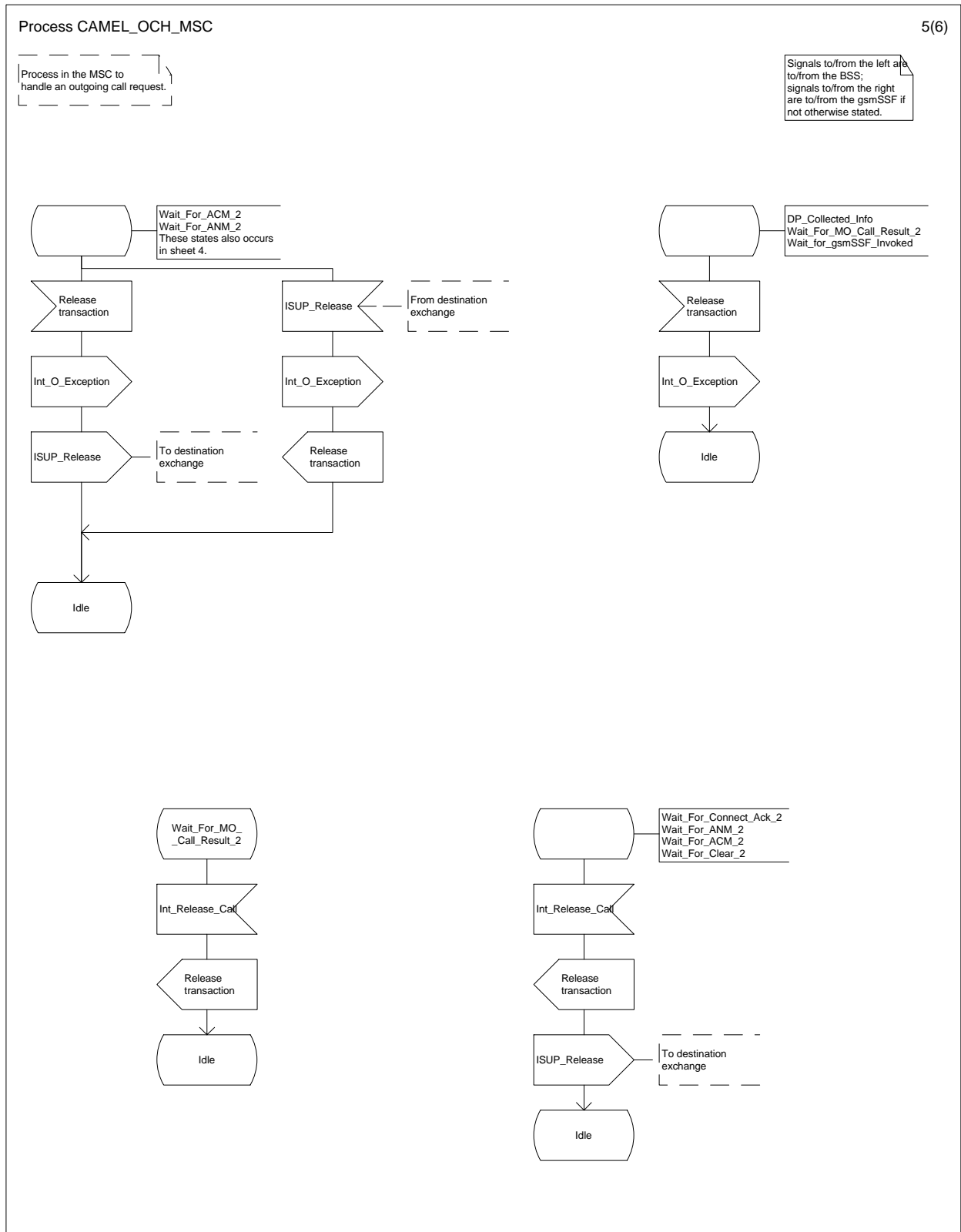


Figure 8.1-5: CAMEL_OCH_MSC (sheet 5 of 6)

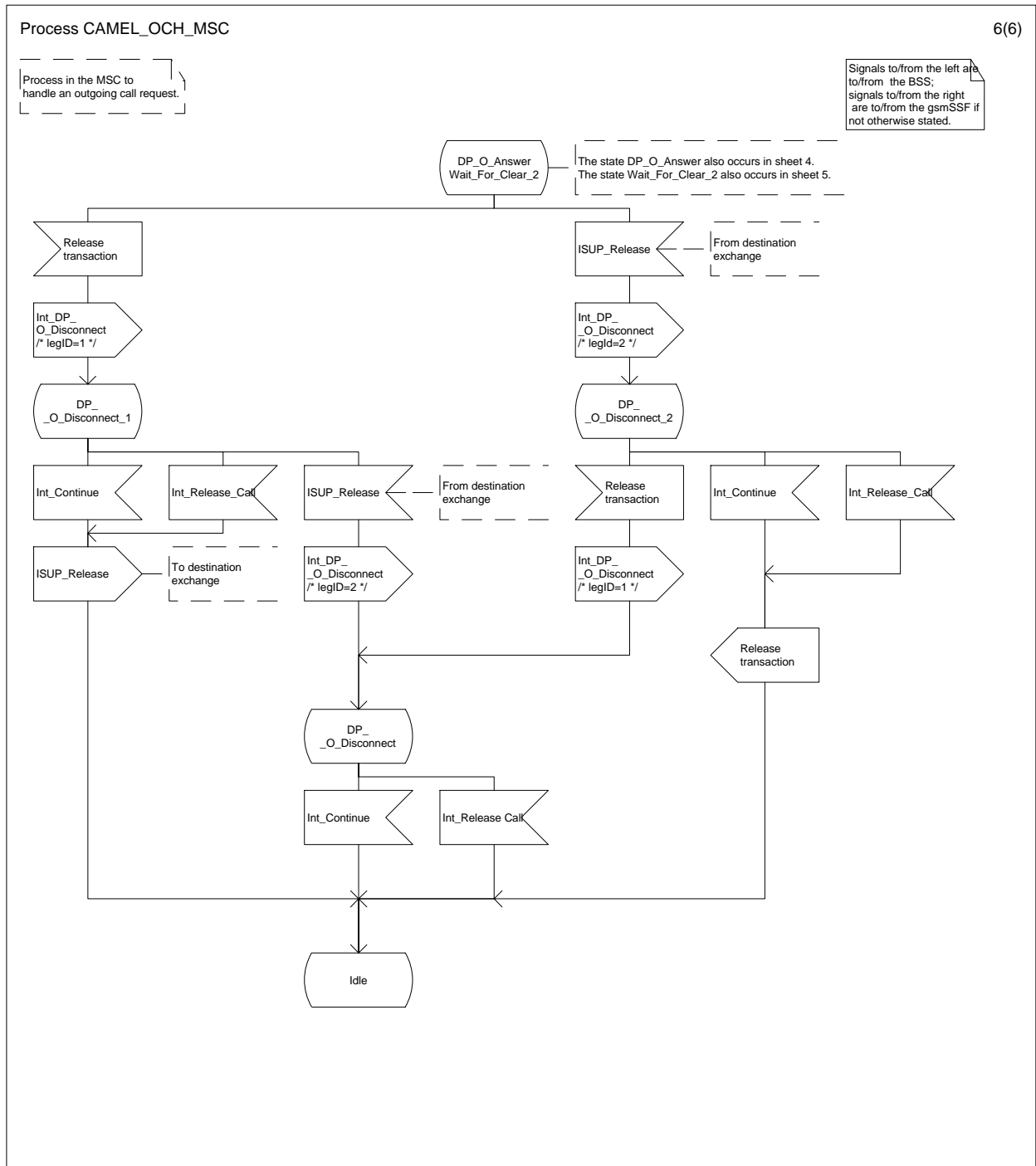


Figure 8.1-6: CAMEL_OCH_MSC (sheet 6 of 6)

8.1.2 Handling of Outgoing Call request in the VLR, process CAMEL_OCH_VLR

See process OCH_VLR in GSM 03.18 [3] for the handling before the state Wait_For_SIFOC.

8.1.2.1 Actions at state Wait_For_SIFOC

If the VLR receives an SIFOC message from the MSC, the VLR then performs the subscription check for the provision of the basic service. If the Service is provisioned then it verifies if the subscriber has O-CSI in his subscriber profile. If no O-CSI is present then the normal checks apply.

If O-CSI is present then the VLR executes the procedure Check_BAOC specified in GSM 03.18 [3].

If as a result of this procedure the call is barred then the VLR returns a negative response to the MSC. If the call is not barred then the VLR executes the procedure OG_CUG_Check specified in GSM 03.18 [3].

If as a result of this procedure the call is not allowed then the VLR returns a negative response to the MSC. If the call is allowed then the VLR executes both procedure Get_U_Subscription_Info_MO_VLR and Get_AoC_Subscription_Info_VLR, returns information to the MSC including O-CSI and waits in the state Wait_For_SIFOC_2.

8.1.2.2 Actions at state Wait_For_SIFOC_2

The following actions are possible in state Wait_For_SIFOC_2 (shown in sheet 2):

8.1.2.2.1 Send_Info_For_Outgoing_Call_2

When receiving the second SIFOC interrogation from the MSC, the VLR executes the procedure Check_OG_Barring specified in GSM 03.18 [3].

If the call is barred the VLR returns a negative response to the MSC.

If the call is not barred the VLR returns a Complete_Call_2 message to the MSC.

8.1.2.2.2 Release

The process CAMEL_OCH_VLR returns to idle.

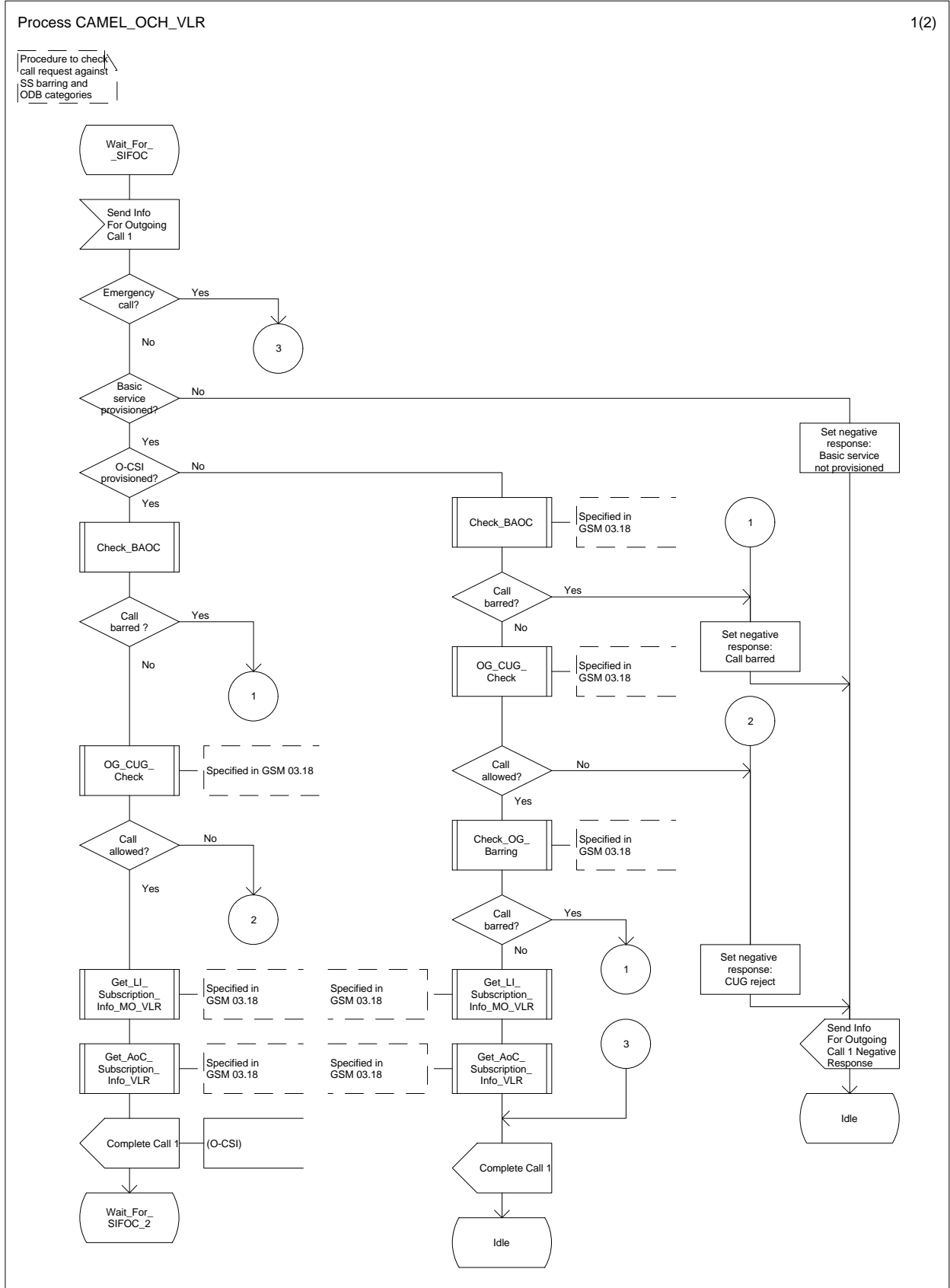


Figure 8.1-7: CAMEL_OCH_VLR (sheet 1 of 2)

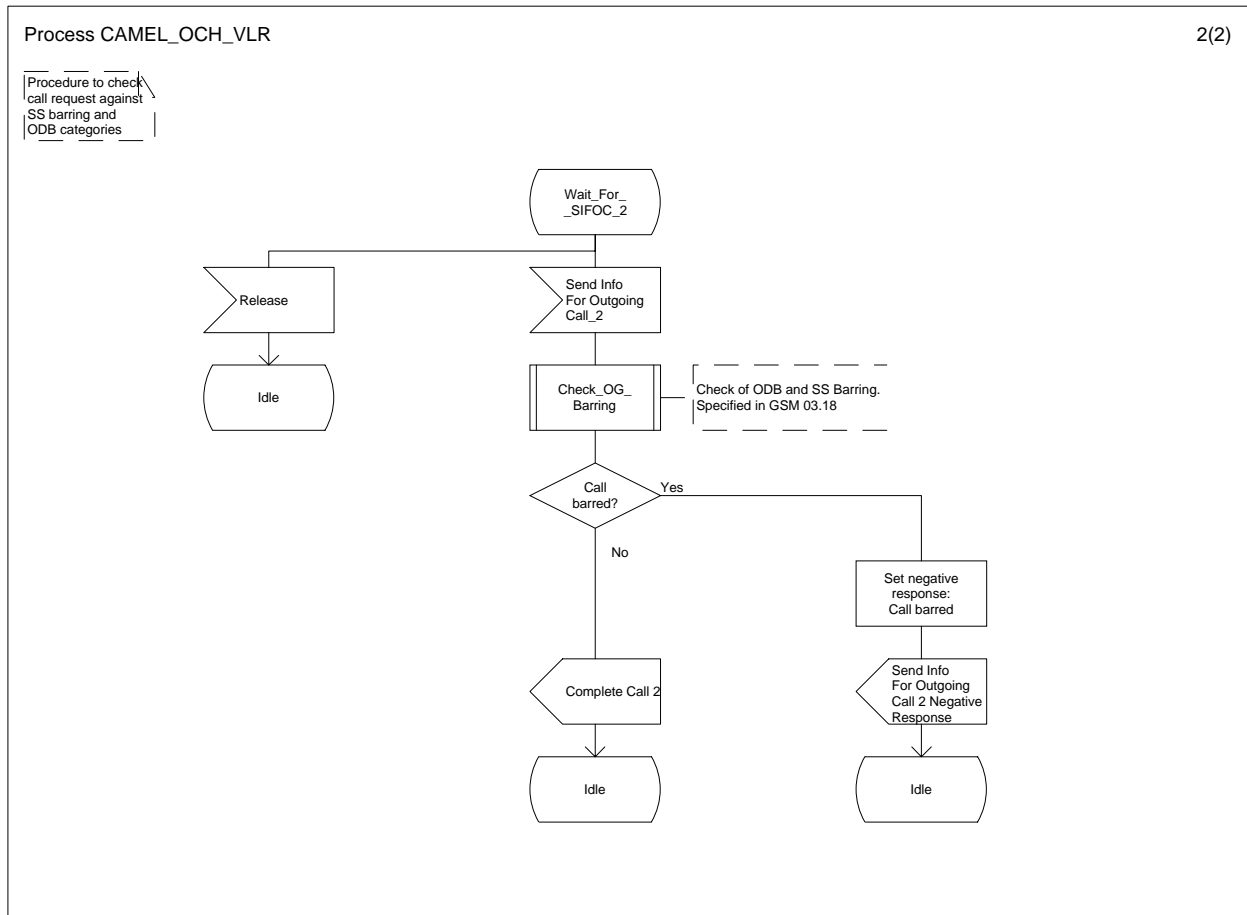


Figure 8.1-8: CAMEL_OCH_VLR (sheet 2 of 2)

8.2 Handling of mobile terminating calls

8.2.1 Handling of terminating call request in the GMSC, Process CAMEL_MT_GMSC

8.2.1.1 Reception of ISUP_IAM

At the reception of an ISUP_IAM the GMSC sends a Send Routeing Info to the HLR. The Send Routeing Info includes an indication which phase of CAMEL is supported by the GMSC/gsmSSF. The GMSC waits in state Wait_For_Routeing_Info_1.

8.2.1.2 Actions at state Wait_For_Routeing_Info_1

The following actions are possible in the state Wait_For_Routeing_Info_1 depending on the result of the Send Routeing Info sent to the HLR (shown in sheets 1 and 2):

8.2.1.2.1 Send_Routeing_Info Negative Response

See process MT_GMSC of GSM 03.18 [3].

8.2.1.2.2 Send_Routeing_Info Ack with MSRN

See process MT_GMSC of GSM 03.18 [3].

8.2.1.2.3 Send_Routeing_Info Ack with FTN

See process MT_GMSC of GSM 03.18 [3].

8.2.1.2.4 Send_Routeing_Info Ack with T-CSI and possibly FTN and/or O-CSI

If received, the FTN with related forwarding information and/or O-CSI are stored. The call processing is suspended and the process gsmSSF is invoked. The event Int_DP_Termination_Attempt_Authorised is reported to the gsmSSF. The GMSC waits in state DP_Termination_Attempt_Authorised.

8.2.1.2.5 Send_Routeing_Info Ack with O-CSI and FTN

The information received from the HLR is used to overwrite corresponding call parameters (for details see process SRI_HLR of GSM 03.18 [3]). The redirection counter is incremented and the process CAMEL_CF_MSC_GMSC is invoked. Note that the MSISDN has been replaced by the FTN as the Called Party Number. The continued processing in process CAMEL_MT_GMSC is described in process MT_GMSC of GSM 03.18 [3], ISUP signals from the right in GSM 03.18 are received from process CAMEL_CF_MSC_GMSC instead of the destination exchange.

8.2.1.2.6 ISUP_Release received from originating exchange

An exception event is reported to the gsmSSF.

8.2.1.3 Actions at state DP_Termination_Attempt_Authorised

The following actions are possible in the state DP_Termination_Attempt_Authorised (shown in sheet 3):

8.2.1.3.1 Int_Release_Call

An ISUP_Release is sent to the originating exchange and resources are released.

8.2.1.3.2 Int_Error

The GMSC checks in T-CSI the default Call Handling parameter.

If the default call handling is release call, an ISUP_Release is sent to the originating exchange. The MSC then releases all call resources and the process CAMEL_MT_GMSC returns to idle.

If the default call handling is continue call, the MSC continue call handling without CAMEL support see subclause 8.2.1.3.3 Int_Continue.

8.2.1.3.3 Int_Continue

If a FTN has been stored the information received from HLR in state Wait_For_Routeing_Info_1 is used to overwrite corresponding call parameters (for details see GSM 03.18 [3]). Note that the MSISDN is replaced by the FTN as the Called party number. The redirection counter is incremented. If O-CSI has been stored the process CAMEL_CF_MSC_GMSC is invoked. Otherwise an ISUP_IAM is constructed and the GMSC waits in state Wait_For_Answer_1.

If no FTN has been stored, a Send Routeing Info with suppressed T-CSI indication is sent to the HLR. The Send Routing Info includes an indication which phase of CAMEL is supported by the GMSC/gsmSSF. The GMSC waits in state Wait_For_Routeing_Info_2.

8.2.1.3.4 Int_Connect

The GMSC shall send an ISUP_ACM towards the originating exchange in order to stop any call timers.

If the Destination Number received from the gsmSCF (via the gsmSSF) is the same as the ISUP Called party number, i.e. the MSISDN, the following parameters, if received, are used to overwrite the corresponding ISUP parameters (for mapping see GSM 09.78 [5]): Calling Partys Category and Generic Number. If received, Calling Party Number is ignored. If received, the Announcement Suppression Indicator is stored. The further processing is described in subclause

Int_Continue with the addition that the Announcement Suppression indicator, if stored is sent to the HLR in the Send_Routeing_Info message.

If:

- the Destination Number received from the gsmSCF (via the gsmSSF) is not the same as the stored ISUP Called party number, i.e. the MSISDN; and
- a CUG active indication was received from the HLR in the state Wait_For_Routeing_Info_1; and
- CUG information was received in the ISUP_IAM for the incoming call,

then an exception event is reported to the process gsmSSF, an ISUP_Release is sent to the originating exchange and all resources are released.

Otherwise the following parameters, if received, are used to overwrite the corresponding ISUP parameters (for mapping see GSM 09.78 [5]): Destination Number, Calling Partys Category, Generic Number, Original Called Party ID, Redirecting Party ID and Redirection Information. If received, Calling Party Number is ignored. Call parameters that are not included in the Int_Connect message are unchanged.

Because of loop prevention mechanisms the redirection information may as a network option be ignored or modified (e.g., if the Redirection counter has been decreased).

If a O-CSI Applicable indication was received from the gsmSCF (via the gsmSSF) and the O-CSI was received from the HLR in the state Wait_For_Routeing_Info_1, the process CAMEL_CF_MSC_GMSC is invoked. Otherwise an ISUP_IAM is constructed.

Because of signalling limitations or regulatory requirements, the Calling Partys Category, Generic Number, Original Called Party Number and Redirecting Party ID may be ignored or modified.

If received, Calling Party Number is ignored.

8.2.1.3.5 ISUP_Release received from originating exchange

An exception event is reported to the gsmSSF.

8.2.1.4 Actions at state Wait_For_Routeing_Info_2

The following actions are possible in the state Wait_For_Routeing_Info_2 depending on the result of the Send Routeing Info sent to the HLR (shown in sheets 4 and 5):

8.2.1.4.1 Send_Routeing_Info Negative Response

An ISUP_Release is sent to the originating exchange. An exception event is reported to the process gsmSSF. If the Announcement Suppression indicator has been received from the gsmSCF (via the gsmSSF) any announcements or tones shall be suppressed. The resources are released.

8.2.1.4.2 Send_Routeing_Info Ack with MSRN

An ISUP_IAM with the MSRN as Called party number is constructed.

8.2.1.4.3 Send_Routeing_Info Ack with FTN

The information received from HLR is used to overwrite corresponding call parameters (for details see GSM 03.18 [3]). The redirection counter is incremented. An ISUP_IAM is constructed.

8.2.1.4.4 Send_Routeing_Info Ack with O-CSI and FTN

The information received from the HLR is used to overwrite corresponding call parameters (for details see GSM 03.18 [3]). The redirection counter is incremented and the process CAMEL_CF_MSC_GMSC is invoked.

NOTE: The MSISDN is replaced by the FTN as the Called party number.

8.2.1.4.5 Int_Release_Call

An ISUP_Release is sent to the originating exchange. The ISUP_Release contains the release cause received in the Int_Release_Call. The GMSC then releases all call resources and the process CAMEL_MT_GMSC returns to idle.

8.2.1.4.6 ISUP_Release received from originating exchange

An exception event is reported to the gsmSSF.

8.2.1.5 Actions at state Wait_For_Answer_1

The following actions are possible in the state Wait_For_Answer_1 (shown in sheet 6):

8.2.1.5.1 ISUP_Release from originating exchange

The ISUP_Release is forwarded to the destination exchange or, in case an originating CAMEL service has been invoked on the outgoing call leg, to the process CAMEL_CF_MSC_GMSC. An exception event is reported to the process gsmSSF.

8.2.1.5.2 ISUP_Release from destination exchange or process CAMEL_CF_MSC_GMSC

The ISUP_Release is forwarded to the originating exchange. An exception event is reported to the process gsmSSF.

8.2.1.5.3 Int_Release_Call

An ISUP_Release is sent to the destination exchange or, in case an originating CAMEL service has been invoked on the outgoing call leg, to the process CAMEL_CF_MSC_GMSC. An ISUP_Release is also sent to the originating exchange. Both ISUP_Release messages contain the release cause received in the Int_Release_Call. The GMSC then releases all call resources and the process CAMEL_MT_GMSC returns to idle.

8.2.1.5.4 ISUP_Answer

The DP_T_Answer is reported to the gsmSSF and the process CAMEL_MT_GMSC waits in state DP_T_Answer.

8.2.1.6 Actions at state DP_T_Answer

The following actions are possible in the state DP_T_Answer_1 (shown in sheets 6 and 7):

8.2.1.6.1 ISUP_Release from originating exchange

The DP_T_Disconnect is reported to the gsmSSF. This message contains an indication (legID=1) that the calling party has disconnected.

If Int_Continue or Int_Release_Call is received from the gsmSSF, ISUP_Release is forwarded to the destination exchange or, in case an originating CAMEL service has been invoked on the outgoing call leg, to the process CAMEL_CF_MSC_GMSC. The ISUP_Release contains, if Int_Release_Call was received, the received release cause. The GMSC then releases all call resources and the process CAMEL_MT_GMSC returns to idle.

If an ISUP_Release is received from the destination exchange before gsmSSF has responded to the Int_DP_O_Disconnect (legID=1) or, in case an originating CAMEL service has been invoked on the outgoing call leg, from the process CAMEL_CF_MSC_GMSC, the DP_T_Disconnect is reported to the gsmSSF. This message contains an indication (legID=2) that the called party has disconnected. When Int_Continue or Int_Release_Call is received from the gsmSSF, the GMSC releases all call resources and process CAMEL_MT_GMSC returns to idle.

8.2.1.6.2 ISUP_Release from destination exchange or process CAMEL_CF_MSC_GMSC

The DP_T_Disconnect is reported to the gsmSSF. This message contains an indication (legID=2) that the called party has disconnected.

If Int_Continue or Int_Release_Call is received from the gsmSSF, ISUP_Release is forwarded to the originating exchange. The ISUP_Release contains, if Int_Release_Call was received, the received release cause. The GMSC then releases all call resources and the process CAMEL_MT_GMSC returns to idle.

If an ISUP_Release is received from the originating exchange before gsmSSF has responded to the Int_DP_O_Disconnect (legID=2), the DP_T_Disconnect is reported to the gsmSSF. This message contains an indication (legID=1) that the calling party has disconnected. When Int_Continue or Int_Release_Call is received from the gsmSSF, the GMSC releases all call resources and the process CAMEL_MT_GMSC returns to idle.

8.2.1.6.3 Int_Release_Call

An ISUP_Release is sent to the destination exchange or, in case an originating CAMEL service has been invoked on the outgoing call leg, to the process CAMEL_CF_MSC_GMSC. An ISUP_Release is also sent to the originating exchange. Both ISUP_Release messages contain the release cause received in the Int_Release_Call. The GMSC then releases all call resources and the process CAMEL_MT_GMSC returns to idle.

8.2.1.7 Int_Continue

An ISUP_Answer is sent to the originating exchange and the process CAMEL_MT_GMSC waits in state Wait_For_Clear_1.

8.2.1.7 Actions at state Wait_For_Clear_1

The following actions are possible in the state Wait_For_Clear_1 (shown in sheet 7):

8.2.1.7.1 ISUP_Release from originating exchange

The DP_T_Disconnect is reported to the gsmSSF. This message contains an indication (legID=1) that the calling party has disconnected.

If Int_Continue or Int_Release_Call is received from the gsmSSF, ISUP_Release is forwarded to the destination exchange or, in case an originating CAMEL service has been invoked on the outgoing call leg, to the process CAMEL_CF_MSC_GMSC. The ISUP_Release contains, if Int_Release_Call was received, the received release cause. The GMSC then releases all call resources and the process CAMEL_MT_GMSC returns to idle.

If an ISUP_Release is received from the destination exchange before gsmSSF has responded to the Int_DP_O_Disconnect (legID=1) or, in case an originating CAMEL service has been invoked on the outgoing call leg, from the process CAMEL_CF_MSC_GMSC, the DP_T_Disconnect is reported to the gsmSSF. This message contains an indication (legID=2) that the called party has disconnected. When Int_Continue or Int_Release_Call is received from the gsmSSF, the GMSC releases all call resources and process CAMEL_MT_GMSC returns to idle.

8.2.1.7.2 ISUP_Release from destination exchange or process CAMEL_CF_MSC_GMSC

The DP_T_Disconnect is reported to the gsmSSF. This message contains an indication (legID=2) that the called party has disconnected.

If Int_Continue or Int_Release_Call is received from the gsmSSF, ISUP_Release is forwarded to the originating exchange. The ISUP_Release contains, if Int_Release_Call was received, the received release cause. The GMSC then releases all call resources and the process CAMEL_MT_GMSC returns to idle.

If an ISUP_Release is received from the originating exchange before gsmSSF has responded to the Int_DP_O_Disconnect (legID=2), the DP_T_Disconnect is reported to the gsmSSF. This message contains an indication (legID=1) that the calling party has disconnected. When Int_Continue or Int_Release_Call is received from the gsmSSF, the GMSC releases all call resources and the process CAMEL_MT_GMSC returns to idle.

8.2.1.7.3 Int_Release_Call

An ISUP_Release is sent to the destination exchange or, in case an originating CAMEL service has been invoked on the outgoing call leg, to the process CAMEL_CF_MSC_GMSC. An ISUP_Release is also sent to the originating exchange. Both ISUP_Release messages contain the release cause received in the Int_Release_Call. The GMSC then releases all call resources and the process CAMEL_MT_GMSC returns to idle.

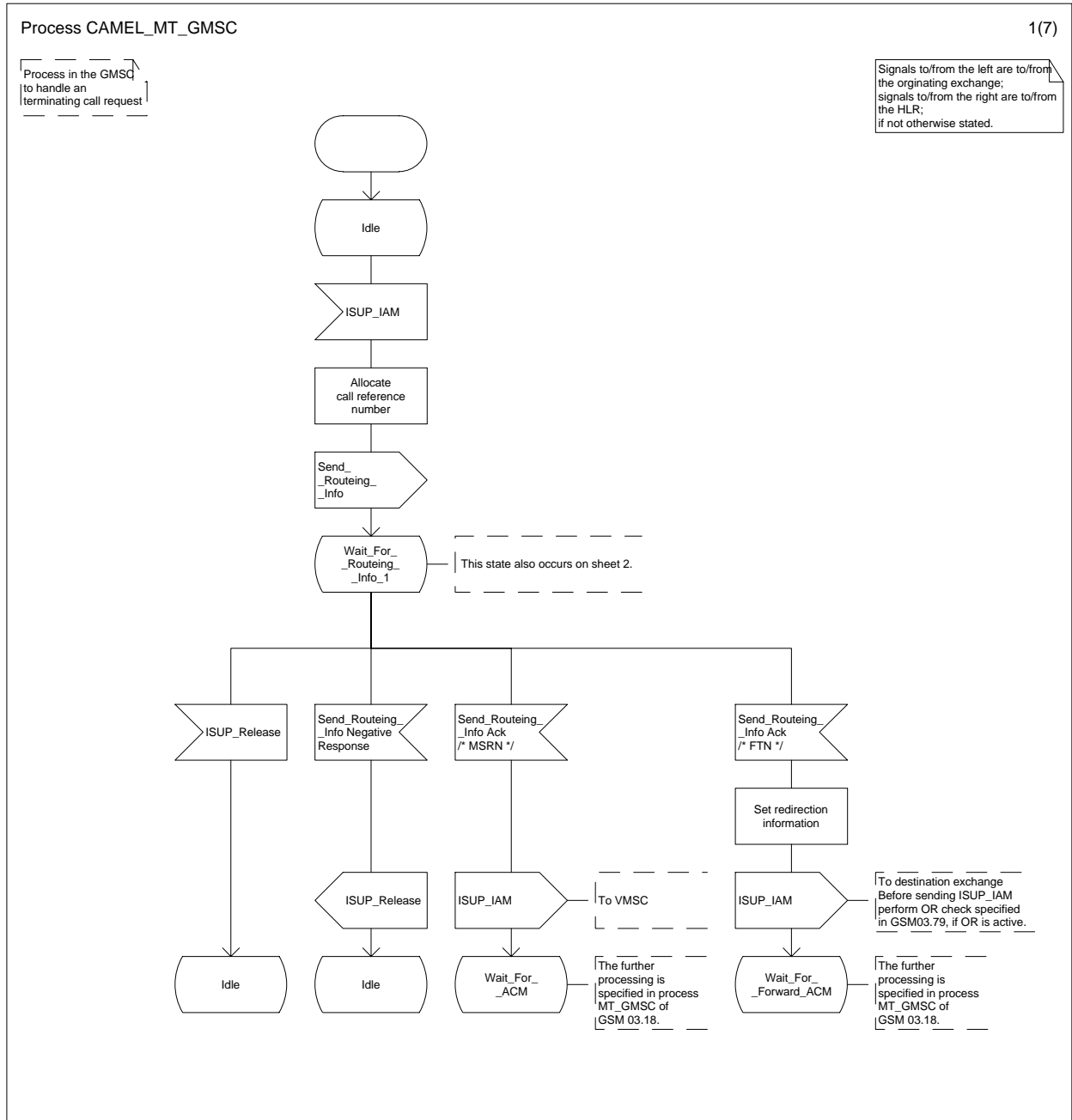


Figure 8.2-1 CAMEL_MT_GMSC (sheet 1 of 7)

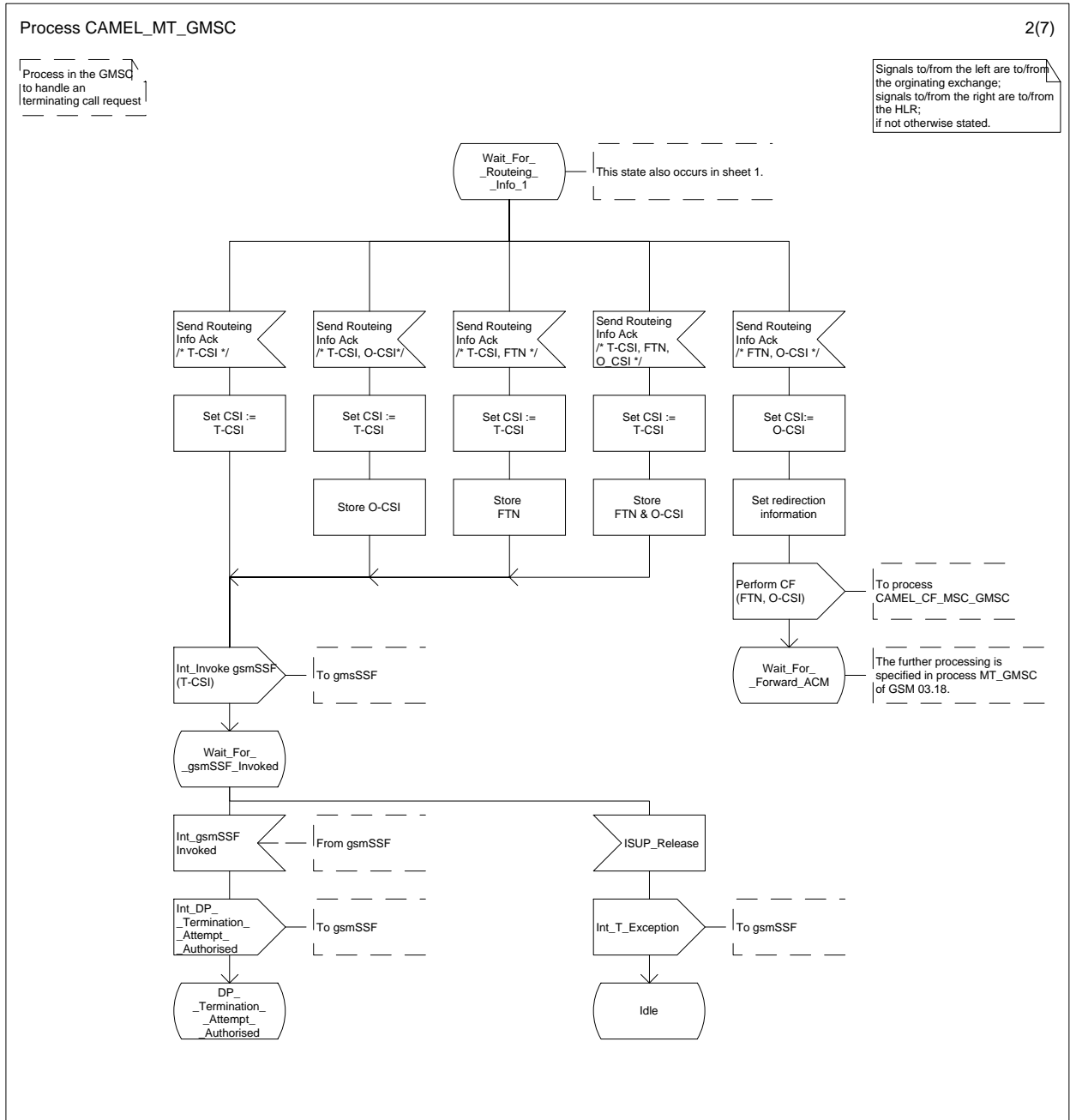


Figure 8.2-2 CAMEL_MT_GMSC (sheet 2 of 7)

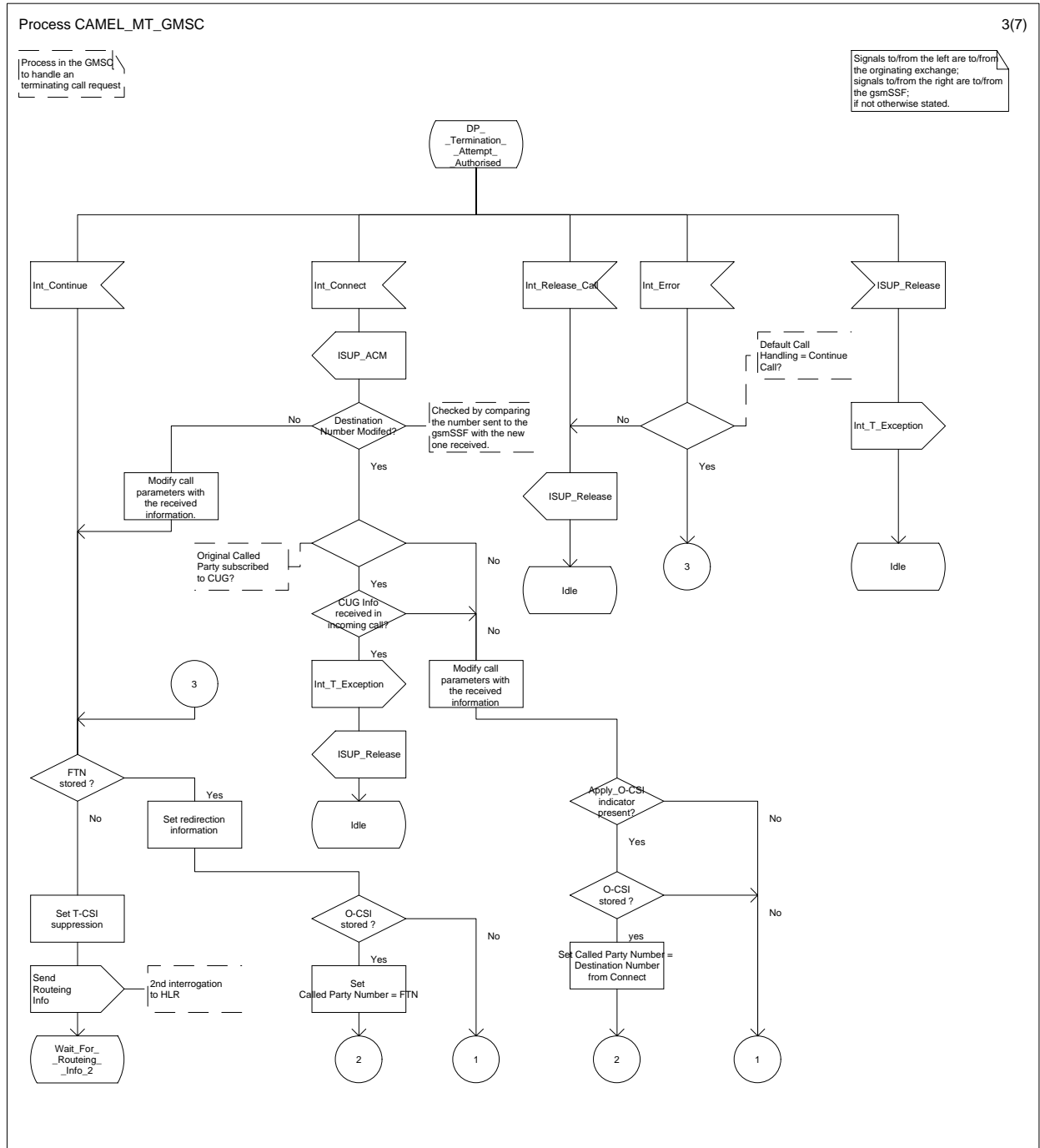


Figure 8.2-3 CAMEL_MT_GMSC (sheet 3 of 7)

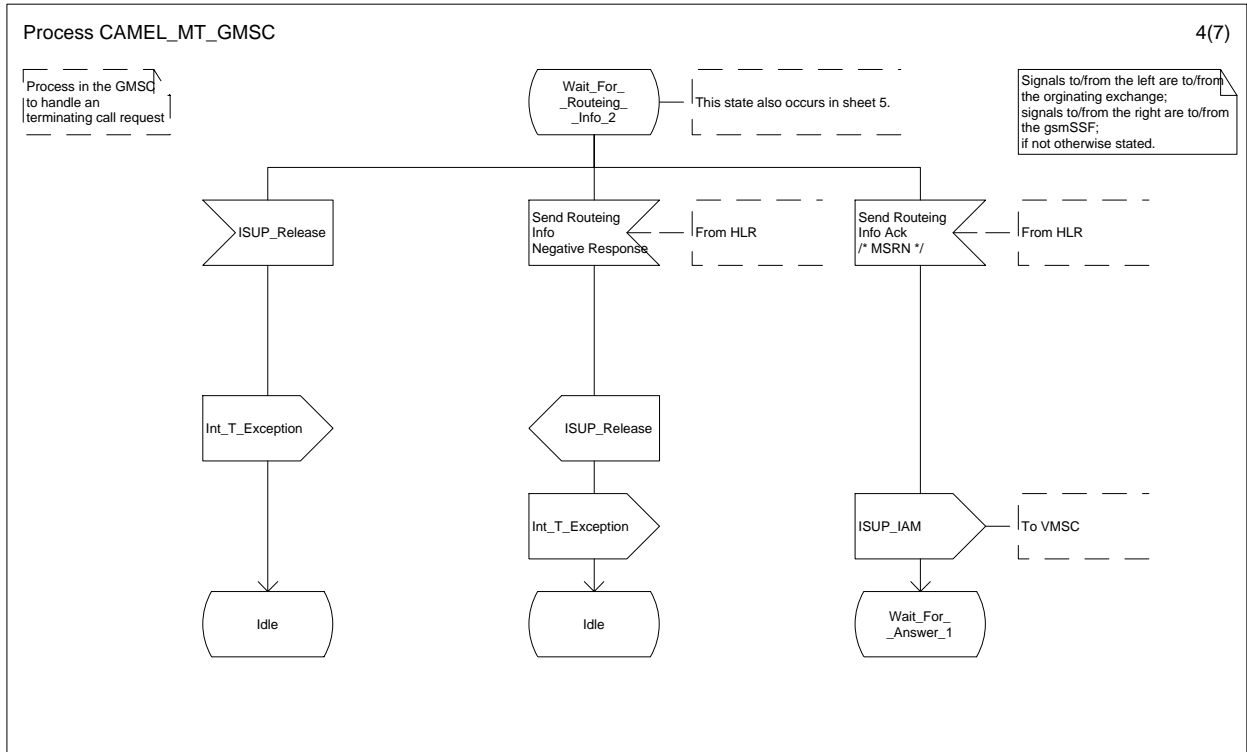


Figure 8.2-4 CAMEL_MT_GMSC (sheet 4 of 7)

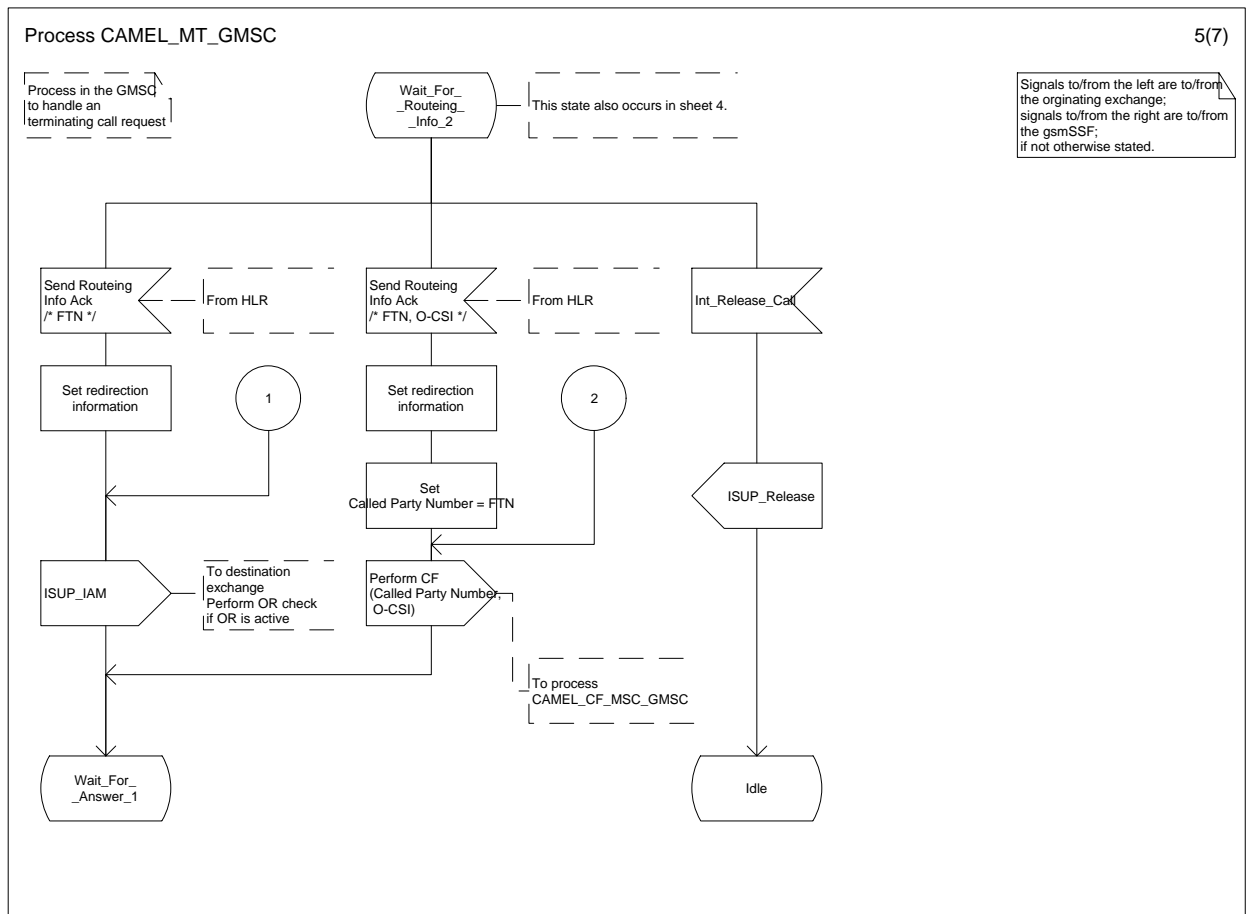


Figure 8.2-5 CAMEL_MT_GMSC (sheet 5 of 7)

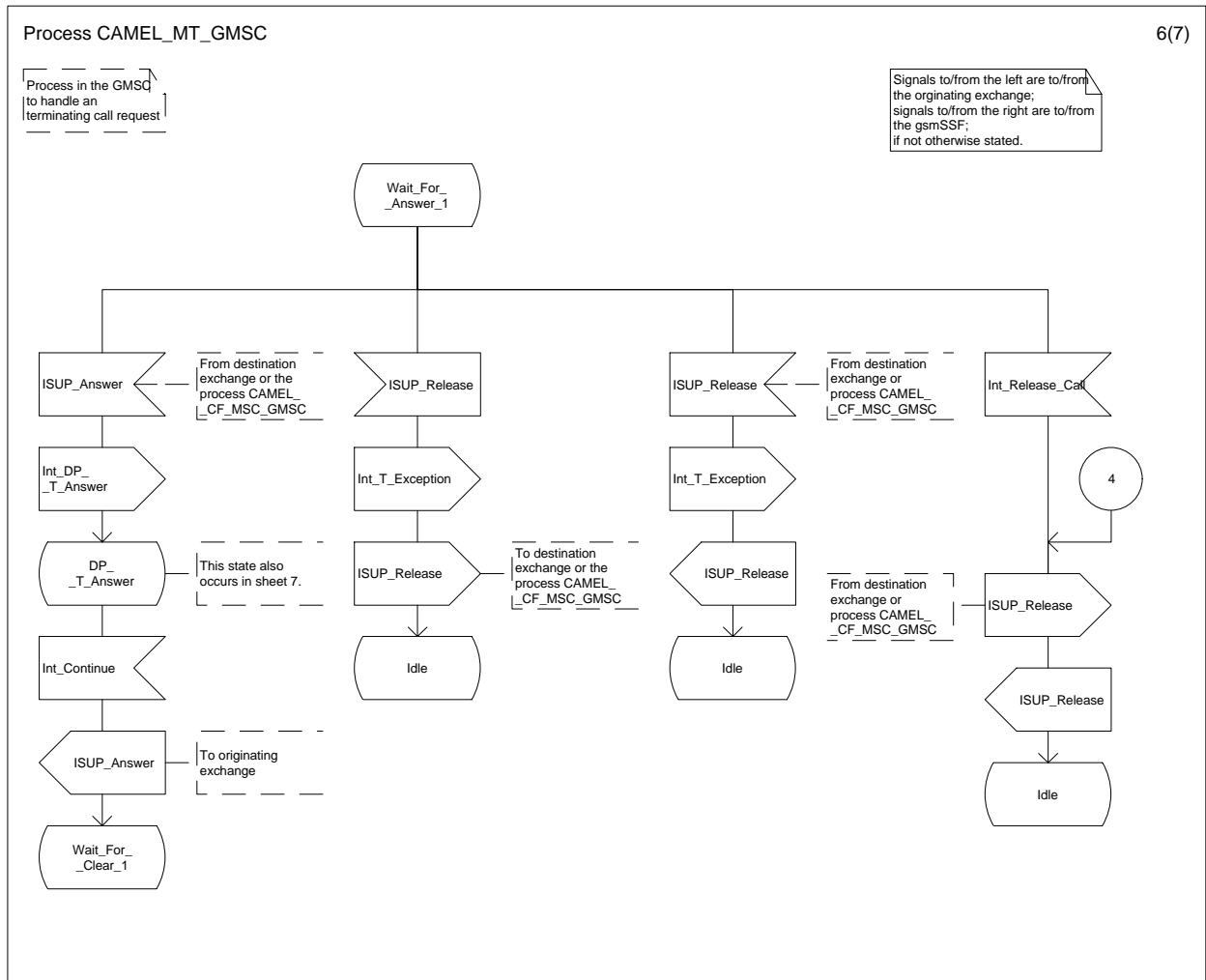


Figure 8.2-6 CAMEL_MT_GMSC (sheet 6 of 7)

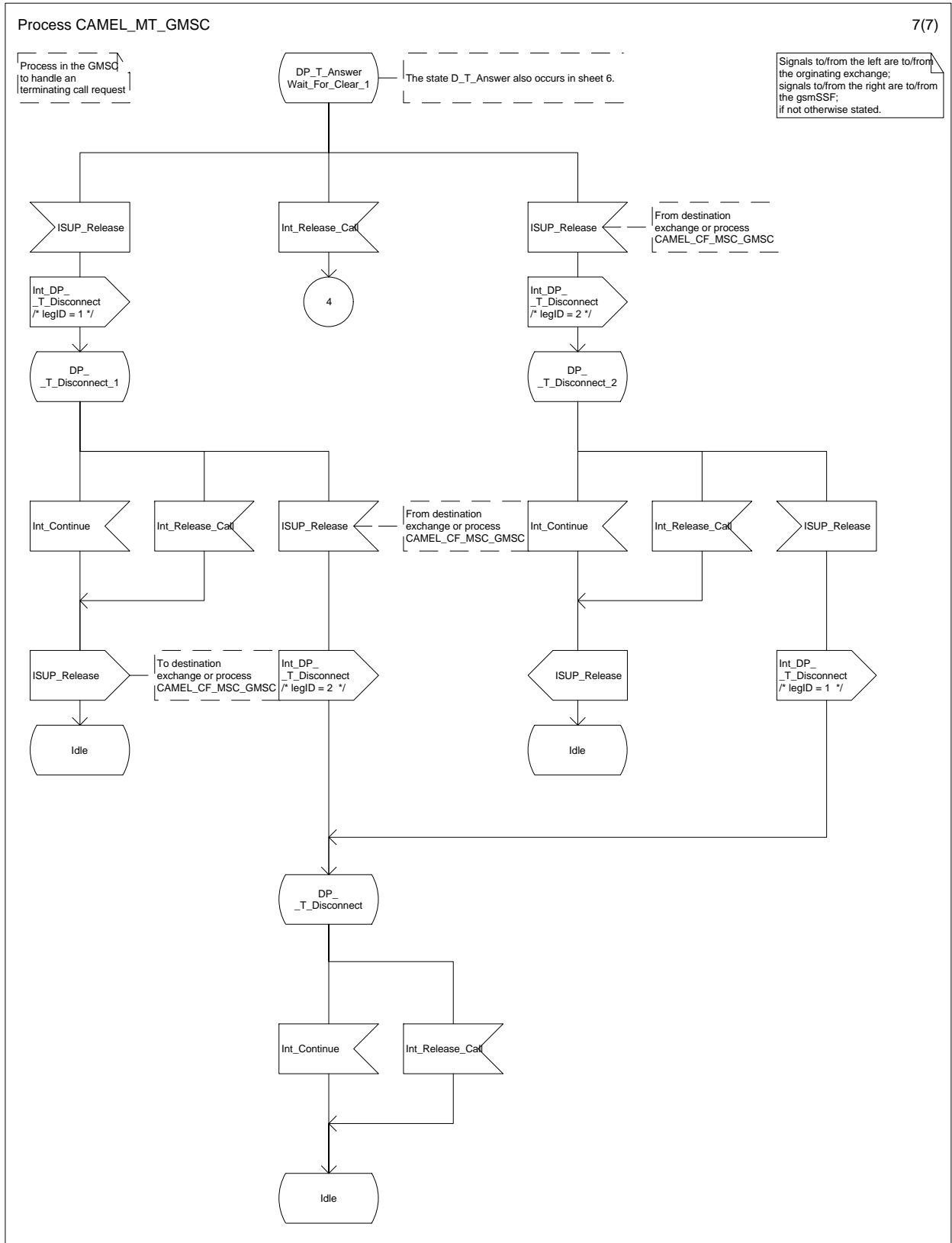


Figure 8.2-7 CAMEL_MT_GMSC (sheet 7 of 7)

8.2.2 Handling of request for routing information, Process CAMEL_SRI_HLR

8.2.2.1 Reception of Send_Routeing_Info

At the reception of a Send_Routeing_Info from the GMSC, the HLR executes the procedures Check_Parameters, Subscription_Check_HLR and First_Forwarding_HLR as described in process SRI_HLR of GSM 03.18 [3].

If the GMSC does not support CAMEL phase 1 the HLR may apply ODB, allow the call to continue without CAMEL or take network specific actions. The handling is subscriber specific.

8.2.2.1.1 Continue call handling

If the call is not to be forwarded and T-CSI is not present, a Provide_Roaming_Number is sent to the VLR. The HLR waits in state Wait_For_MSRN.

If the call is not to be forwarded and T-CSI is present, a Send_Routeing_Info Ack is sent to the GMSC with T-CSI and O-CSI, if present. Also Subscriber Information (Location Information and/or Subscriber State) is sent to the GMSC, if indicated by the Subscriber Information in SRI Ack indicator. The process CAMEL_SRI_HLR returns to idle.

8.2.2.1.2 Call forwarded

The HLR executes the procedures Forward_CUG_Check as described in process SRI_HLR of GSM 03.18 [3].

8.2.2.1.2.1 Call allowed

If the call is allowed, a Send Routeing Info Ack is sent to the GMSC with FTN and T-CSI/O-CSI if present.

8.2.2.1.2.2 Call not allowed

If the call is not allowed and T-CSI is not present, a Send_Routeing_Info Negative Response is sent and the process CAMEL_SRI_HLR returns to idle.

If the T-CSI is present, a Send Routeing Info Ack is sent to GMSC with T-CSI and O-CSI, if present. Also Subscriber Information (Location Information and/or Subscriber State) is sent to the GMSC, if indicated by the Subscriber Information in SRI Ack indicator. The process CAMEL_SRI_HLR returns to idle.

8.2.2.1.3 Call forwarding fails

If the HLR fails to forward the call and T-CSI is not active, a Send_Routeing_Info Negative Response is sent and the process CAMEL_SRI_HLR returns to idle.

If the T-CSI is present, a Send Routeing Info Ack is sent to GMSC with T-CSI and O-CSI, if present. The process CAMEL_SRI_HLR returns to idle.

8.2.2.2 Actions at state Wait_For_MSRN

The following actions are possible in the state Wait_For_MSRN depending on the result of the Provide Roaming Number sent to the VLR (shown in sheet 2):

8.2.2.2.1 Provide_Roaming_Number Ack from VLR

See process SRI_HLR of GSM 03.18 [3].

8.2.2.2.2 Provide_Roaming_Number Negative Response from VLR

The HLR executes the procedures PRN_Error_HLR and Forward_CUG_Check as described in process SRI_HLR of GSM 03.18 [3].

8.2.2.2.1 Call allowed

If the call is allowed, a Send Routeing Info Ack is sent to the GMSC with FTN and T-CSI/O-CSI if present.

8.2.2.2.2 Call not allowed

If the call is not allowed and T-CSI is not present, a Send_Routeing_Info Negative Response is sent and the process CAMEL_SRI_HLR returns to idle.

If the T-CSI is present, a Send Routeing Info Ack is sent to GMSC with T-CSI and O-CSI, if present. Also Subscriber Info is sent to the GMSC, if requested. The process CAMEL_SRI_HLR returns to idle.

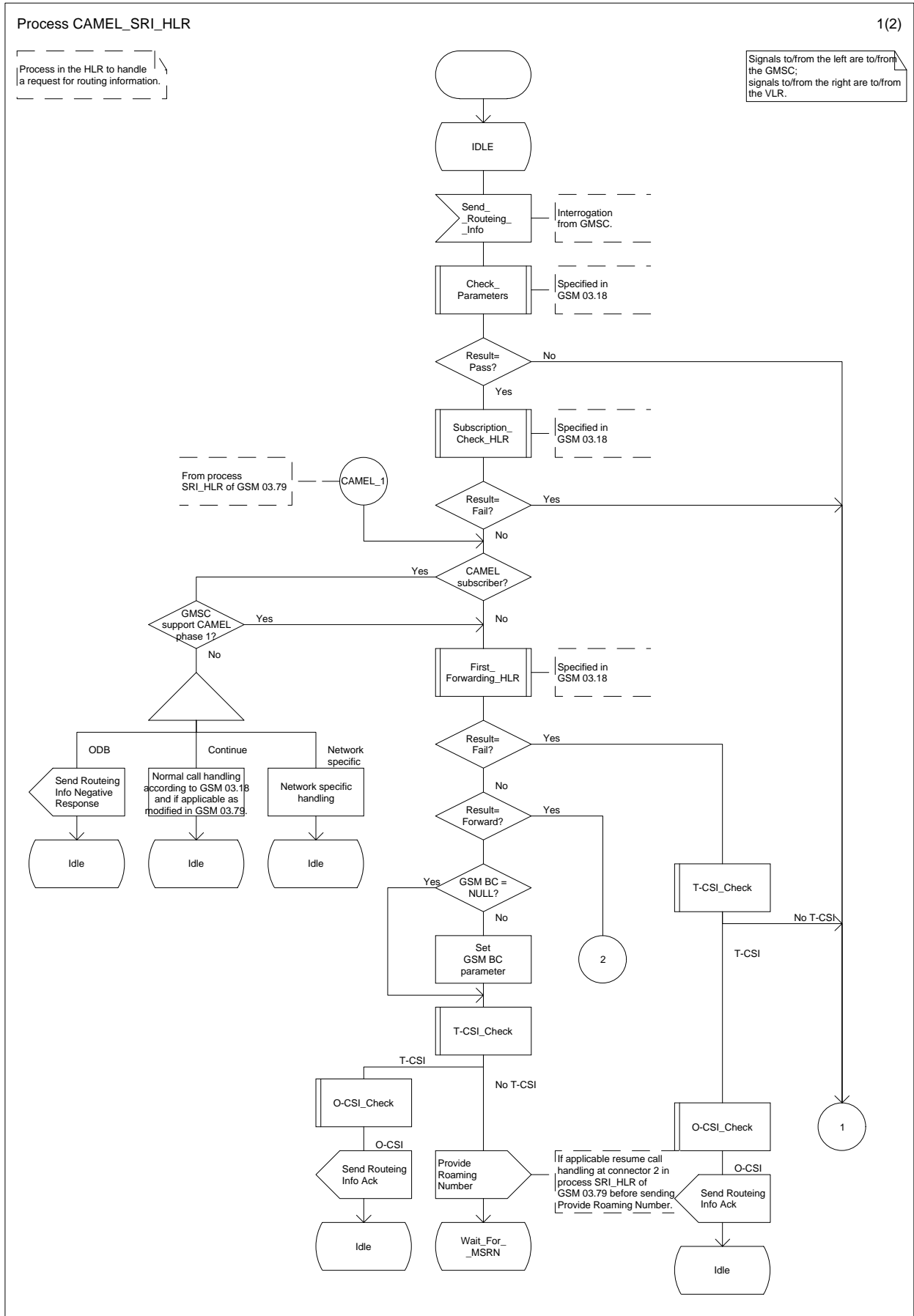


Figure 8.2-8 CAMEL_SRI_HLR (sheet 1 of 2)

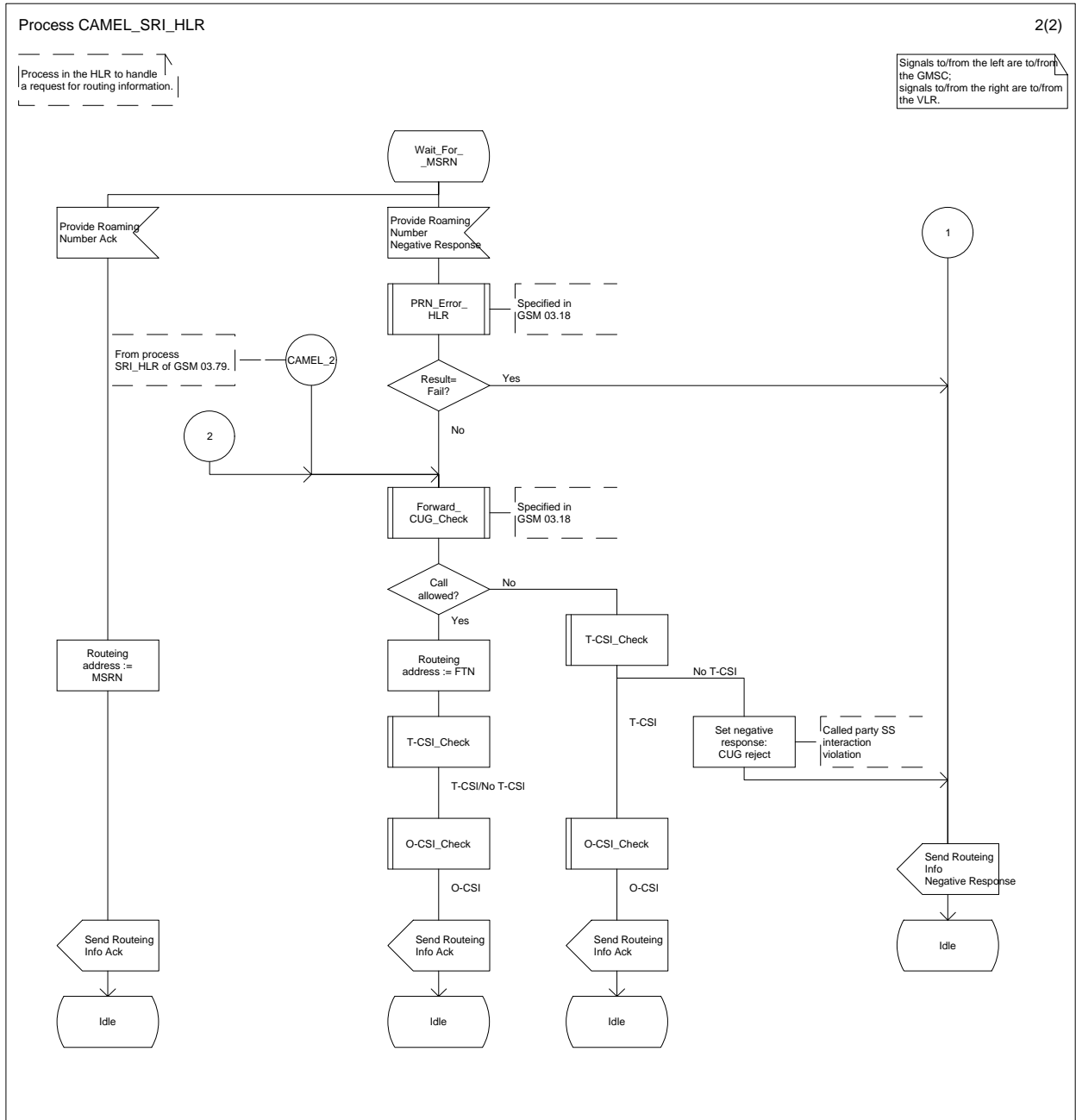


Figure 8.2-9 CAMEL_SRI_HLR (sheet 2 of 2)

8.2.2.3 Macro CSI_Check

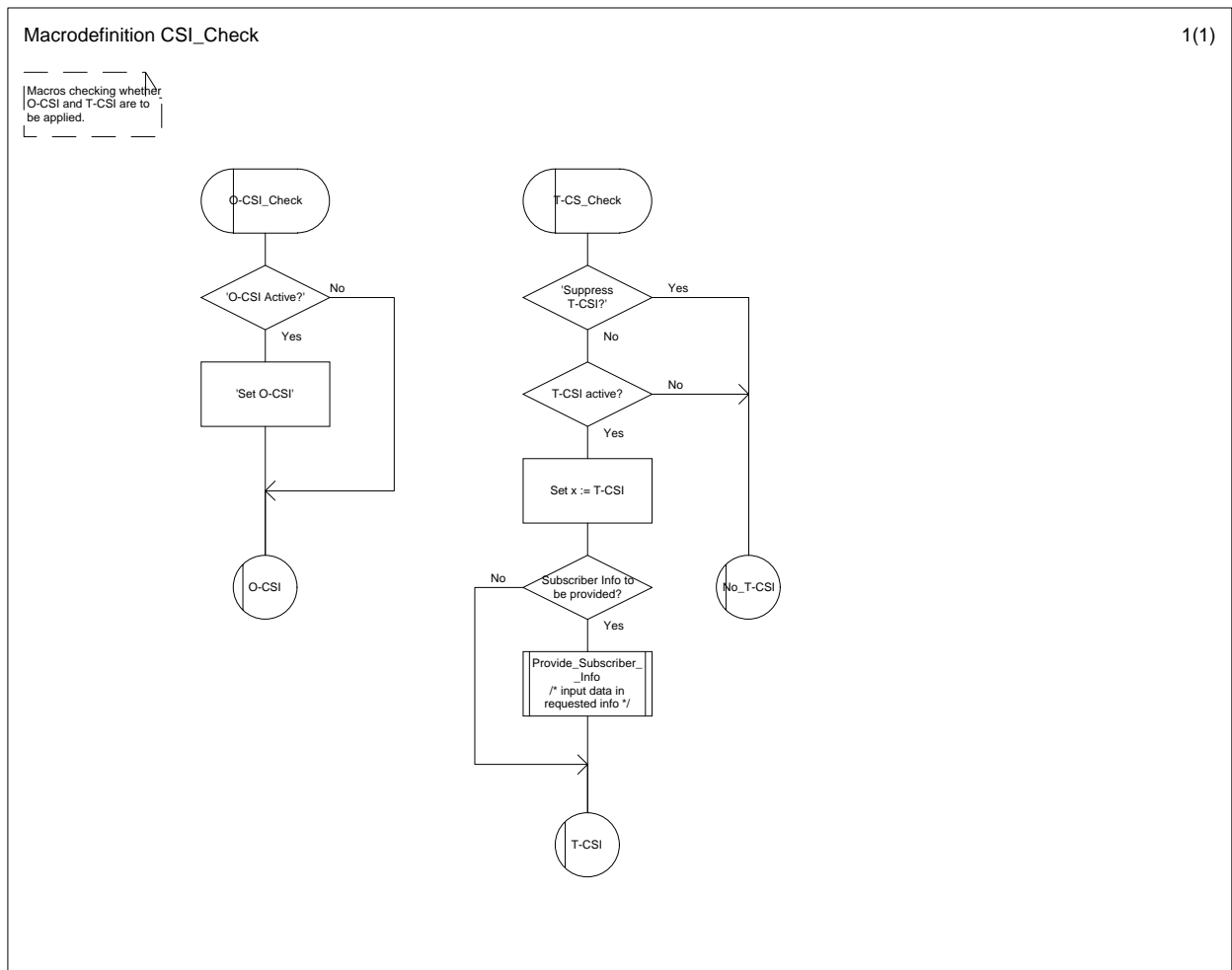


Figure 8.2-10 CSI_Check (sheet 1 of 1)

8.2.3 Handling of Subscriber Information retrieval in the HLR, Procedure CAMEL_PSI_HLR

8.2.3.1 MS reachable

A Provide_Subscriber_Info Request is sent to VLR and the HLR waits in state Wait_For_Information.

If the VLR returns a Provide_Subscriber_Info Response, the HLR uses the returned information to set the Subscriber Info to be returned to the gsmSCF. As a network option, the HLR may use the returned Cell Id or Location Area to derive the location number and/or Geographical Info. The mapping from cell ID and location area to location number is network-specific and outside the scope of the GSM standard.

NOTE: The handling in the VLR of Provide_Subscriber_Info Request is defined in GSM 03.18 [3].

8.2.3.2 MS not reachable

8.2.3.2.1 Location Information requested

If VLR number is available in the HLR, then the Location Information is set to this parameter only.

If location information is not available in the HLR, no location information is set.

8.2.3.2.2 Subscriber State requested

The Subscriber State is set to "Network determined not reachable".

8.2.3.3 Actions at state Wait_For_Information

The following actions are possible in state Wait_For_Information depending on the result of the Provide_Subscriber_Info Request sent to VLR.

8.2.3.3.1 Provide_Subscriber_Info Response

The Location Information or/and the Subscriber State are set to the received information.

8.2.3.3.2 Provide_Subscriber_Info Negative Response

If location information was requested the VLR number is provided as location information. If the subscriber state was requested the subscriber state is set to "not provided from VLR".

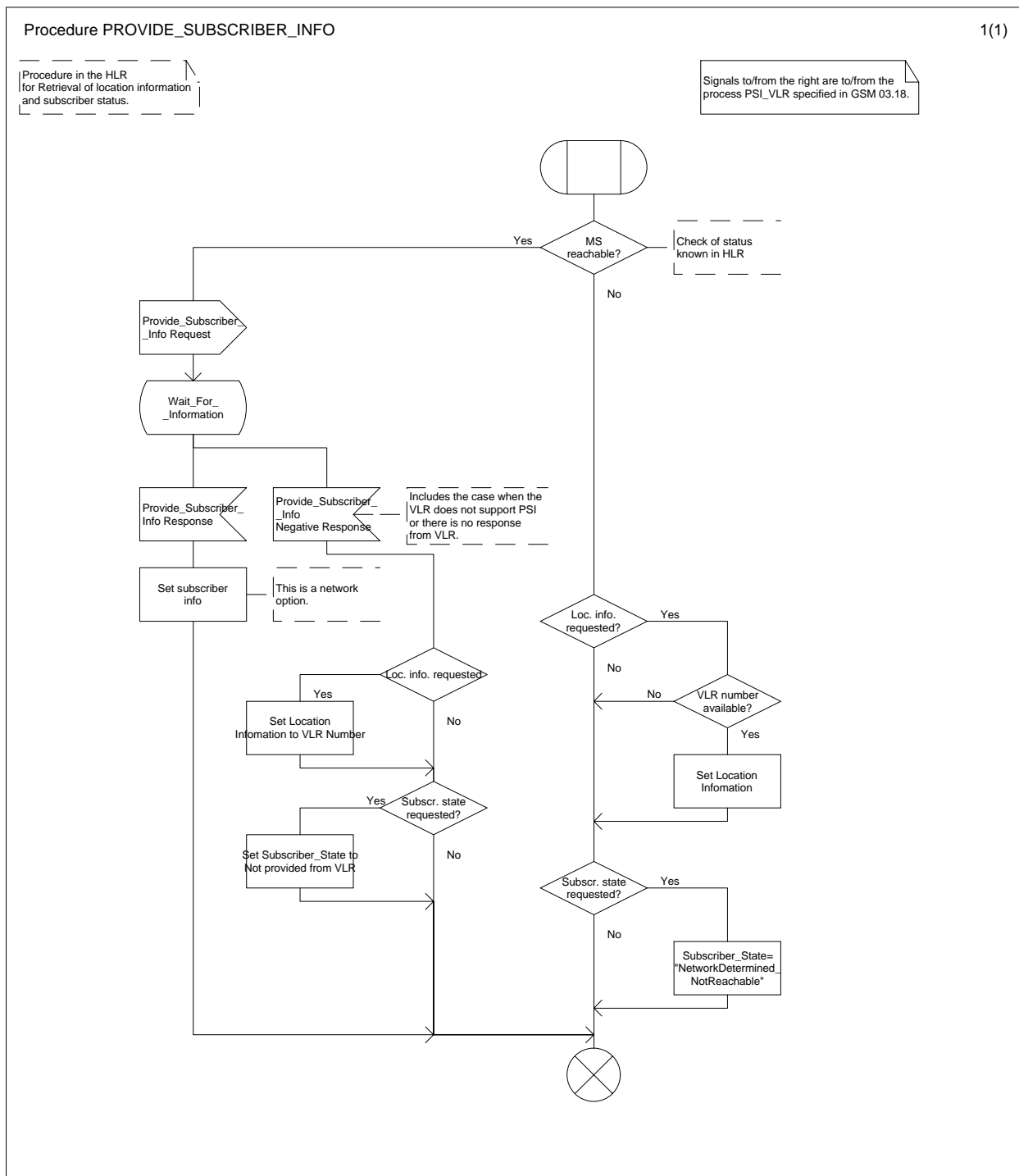


Figure 8.2-11 CAMEL_PSI_HLR (sheet 1 of 1)

8.2.4 Handling of provide roaming number request in the VLR, CAMEL_PRN_VLR

8.2.4.1 Reception of Provide Roaming Number

At the reception of a Provide Roaming Number the VLR processes the request as specified in GSM 03.18 [3] except for the handling of the Suppression of Announcement and Tones indicator.

8.2.4.2 IMSI known in VLR

If a roaming number is available and suppression of announcements and tones has been requested, the VLR sets the SOA. See GSM 03.18 [3] for further processing.

8.2.4.3 IMSI not known in VLR

If a roaming number is available and suppression of announcements and tones has been requested, the VLR sets the SOA. See GSM 03.18 [3] for further processing.

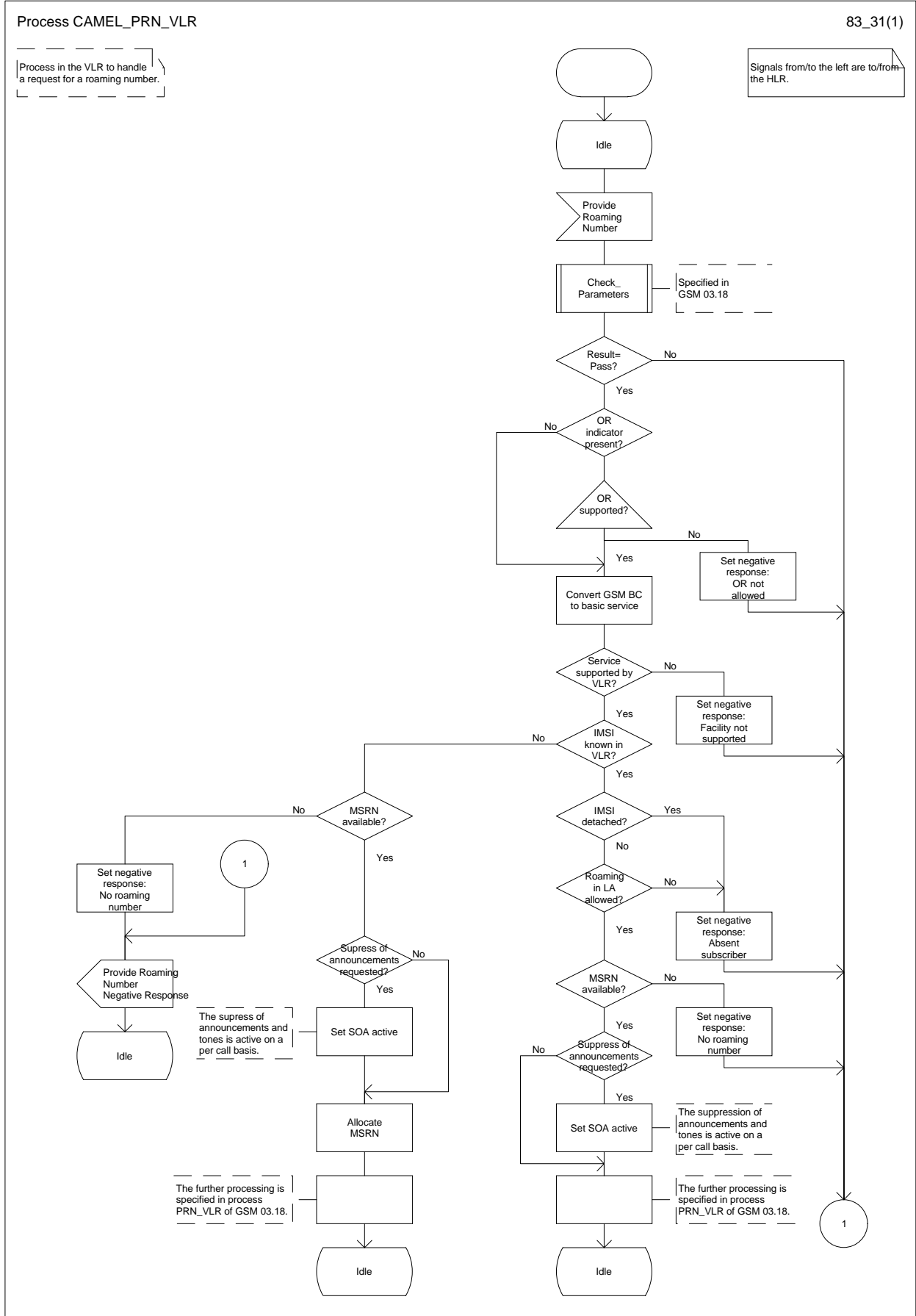


Figure 8.2-12 CAMEL_PRN_VLR (sheet 1 of 1)

8.2.5 Handling of call forwarding in the MSC/GMSC, Process CAMEL_CF_MSC_GMSC

A mobile terminated call can be forwarded either in the GMSC (indicated by provision of Forwarded-To-Number from HLR or a new called party number from the gsmSCF) or in the MSC (indicated by provisioning of Forwarded-To-Number from VLR). The called party number for the call forwarding leg is passed to the process in the "called party number" parameter. The process CAMEL_CF_MSC_GMSC describes the handling in GMSC or MSC of the outgoing call leg.

The process CAMEL_CF_MSC_GMSC invokes the process gsmSSF and sends the O-CSI. When the invocation of gsmSSF is confirmed, the process CAMEL_CF_MSC_GMSC sends an Int_Collected_Info to the gsmSSF and waits in state DP_Collected_Info.

8.2.5.1 Actions at state DP_Collected_Info

The following actions are possible in state DP_Collected_Info (shown in sheet 2):

8.2.5.1.1 ISUP_Release from process CAMEL_ICH_MSC/CAMEL_MT_GMSC

An Int_O_Exception is sent to the gsmSSF. The process CAMEL_CF_MSC_GMSC releases all resources and returns to idle.

8.2.5.1.2 Int_Release_Call

An ISUP_Release is sent to the process CAMEL_ICH_MSC/CAMEL_MT_GMSC. The ISUP_Release contains the release cause received in the Int_Release_Call. The process CAMEL_MT_GMSC then returns to idle.

8.2.5.1.3 Int_Error

The GMSC/MSC checks in O-CSI the default Call Handling parameter.

If the default call handling is release call, an ISUP_Release is sent to the process CAMEL_ICH_MSC/CAMEL_MT_GMSC. The process CAMEL_CF_MSC_GMSC then returns to idle.

If the default call handling is continue call, the GMSC/MSC continue call handling. An ISUP_IAM is sent to the destination exchange and the process CAMEL_ICH_MSC/CAMEL_MT_GMSC waits in state Wait_For_Answer.

8.2.5.1.4 Int_Continue

An ISUP_IAM is sent to the destination exchange to set up the call. The MSC waits in state Wait_For_Answer.

8.2.5.1.5 Int_Connect

The GMSC/MSC sends an ISUP_ACM to the originating exchange in order to stop any call timers.

The received parameters are used to overwrite the corresponding ISUP parameters (for mapping see GSM 09.78 [5]). The MSC/MSC sends an ISUP_IAM to the destination exchange and waits in state Wait_For_Answer. Call parameters that are not included in the Int_Connect message are unchanged.

Because of loop prevention mechanisms the redirection information may as a network option be ignored or modified (e.g., if the Redirection counter has been decreased).

Because of signalling limitations, regulatory requirements, the Calling Party's Category, Generic Number, Original Called Party Number and Redirecting Party ID may be ignored or modified.

If received, Calling Party Number is ignored.

8.2.5.2 Actions at state Wait_For_Answer

8.2.5.2.1 ISUP_Release from originating exchange

The ISUP_Release is forwarded to the destination exchange and an exception event is reported to the gsmSSF. The process CAMEL_CF_MSC_GMSC then returns to idle.

8.2.5.2.2 ISUP_Release from destination exchange

The ISUP_Release is forwarded to the process CAMEL_ICH_MSC/CAMEL_MT_GMSC and an exception event is reported to the gsmSSF. The process CAMEL_CF_MSC_GMSC then returns to idle.

8.2.5.2.3 Int_Release_Call

An ISUP_Release is sent to the process CAMEL_ICH_MSC/CAMEL_MT_GMSC and to the terminating exchange. Both ISUP_Release messages contain the release cause received in the Int_Release_Call. The process CAMEL_CF_MSC_GMSC then returns to idle.

8.2.5.2.4 ISUP_Answer

The process CAMEL_CF_MSC_GMSC reports DP_O_Answer to the gsmSSF and waits in state DP_O_Answer for instructions from the gsmSSF.

8.2.5.3 Actions at state DP_O_Answer

The following actions are possible in the state DP_O_Answer (shown in sheets 3 and 4):

8.2.5.3.1 Int_Continue

The process CAMEL_ICH_MSC/CAMEL_MT_GMSC sends an ISUP_Answer to the originating exchange and waits in state Wait_For_Clear.

8.2.5.3.2 ISUP_Release from process CAMEL_ICH_MSC/CAMEL_MT_GMSC

The DP_O_Disconnect is reported to the gsmSSF. This message contains an indication (legID=1) that the calling party has disconnected.

If Int_Continue or Int_Release_Call is received from the gsmSSF, ISUP_Release is forwarded to the destination exchange. The ISUP_Release contains, if Int_Release_Call was received, the received release cause. The process CAMEL_CF_MSC_GMSC then returns to idle.

If ISUP_Release is received from the destination exchange before gsmSSF has responded to the Int_DP_O_Disconnect (legID=1), the DP_O_Disconnect is reported to the gsmSSF. This message contains an indication (legID=2) that the called party has disconnected. When Int_Continue or Int_Release_Call is received from the gsmSSF, the process CAMEL_CF_MSC_GMSC returns to idle.

8.2.5.3.3 ISUP_Release from destination exchange

The DP_O_Disconnect is reported to the gsmSSF. This message contains an indication (legID=2) that the called party has disconnected.

If Int_Continue or Int_Release_Call is received from the gsmSSF, ISUP_Release is forwarded to the process CAMEL_ICH_MSC/CAMEL_MT_GMSC. The ISUP_Release contains, if Int_Release_Call was received, the received release cause. The process CAMEL_CF_MSC_GMSC returns to idle.

If ISUP_Release is received from the CAMEL_ICH_MSC/CAMEL_MT_GMSC before gsmSSF has responded to the Int_DP_O_Disconnect (legID=2), the DP_O_Disconnect is reported to the gsmSSF. This message contains an indication (legID=1) that the calling party has disconnected. When Int_Continue or Int_Release_Call is received from the gsmSSF, the process CAMEL_CF_MSC_GMSC returns to idle.

8.2.5.3.4 Int_Release_Call

An ISUP_Release is sent to the process CAMEL_ICH_MSC/CAMEL_MT_GMSC and to the terminating exchange. Both ISUP_Release messages contain the release cause received in the Int_Release_Call. The process CAMEL_CF_MSC_GMSC then returns to idle.

8.2.5.4 Actions at state Wait_For_Clear

The following actions are possible in the state Wait_For_Clear (shown in sheet 4):

8.2.5.4.1 ISUP_Release from process CAMEL_ICH_MSC/CAMEL_MT_MSC_GMSC

The DP_O_Disconnect is reported to the gsmSSF. This message contains an indication (legID=1) that the calling party has disconnected.

If Int_Continue or Int_Release_Call is received from the gsmSSF, ISUP_Release is forwarded to the destination exchange. The ISUP_Release contains, if Int_Release_Call was received, the received release cause. The process CAMEL_CF_MSC_GMSC then returns to idle.

If ISUP_Release is received from the destination exchange before gsmSSF has responded to the Int_DP_O_Disconnect (legID=1), the DP_O_Disconnect is reported to the gsmSSF. This message contains an indication (legID=2) that the called party has disconnected. When Int_Continue or Int_Release_Call is received from the gsmSSF, the process CAMEL_CF_MSC_GMSC returns to idle.

8.2.5.4.2 ISUP_Release from destination exchange

The DP_O_Disconnect is reported to the gsmSSF. This message contains an indication (legID=2) that the called party has disconnected.

If Int_Continue or Int_Release_Call is received from the gsmSSF, ISUP_Release is forwarded to the process CAMEL_ICH_MSC/CAMEL_MT_GMSC. The ISUP_Release contains, if Int_Release_Call was received, the received release cause. The process CAMEL_CF_MSC_GMSC then returns to idle.

If ISUP_Release is received from the CAMEL_ICH_MSC/CAMEL_MT_GMSC before gsmSSF has responded to the Int_DP_O_Disconnect (legID=2), the DP_O_Disconnect is reported to the gsmSSF. This message contains an indication (legID=1) that the calling party has disconnected. When Int_Continue or Int_Release_Call is received from the gsmSSF, the process CAMEL_CF_MSC_GMSC returns to idle.

8.2.5.4.3 Int_Release_Call

An ISUP_Release is sent to the process CAMEL_ICH_MSC/CAMEL_MT_GMSC and to the terminating exchange. Both ISUP_Release messages contain the release cause received in the Int_Release_Call. The process CAMEL_CF_MSC_GMSC then returns to idle.

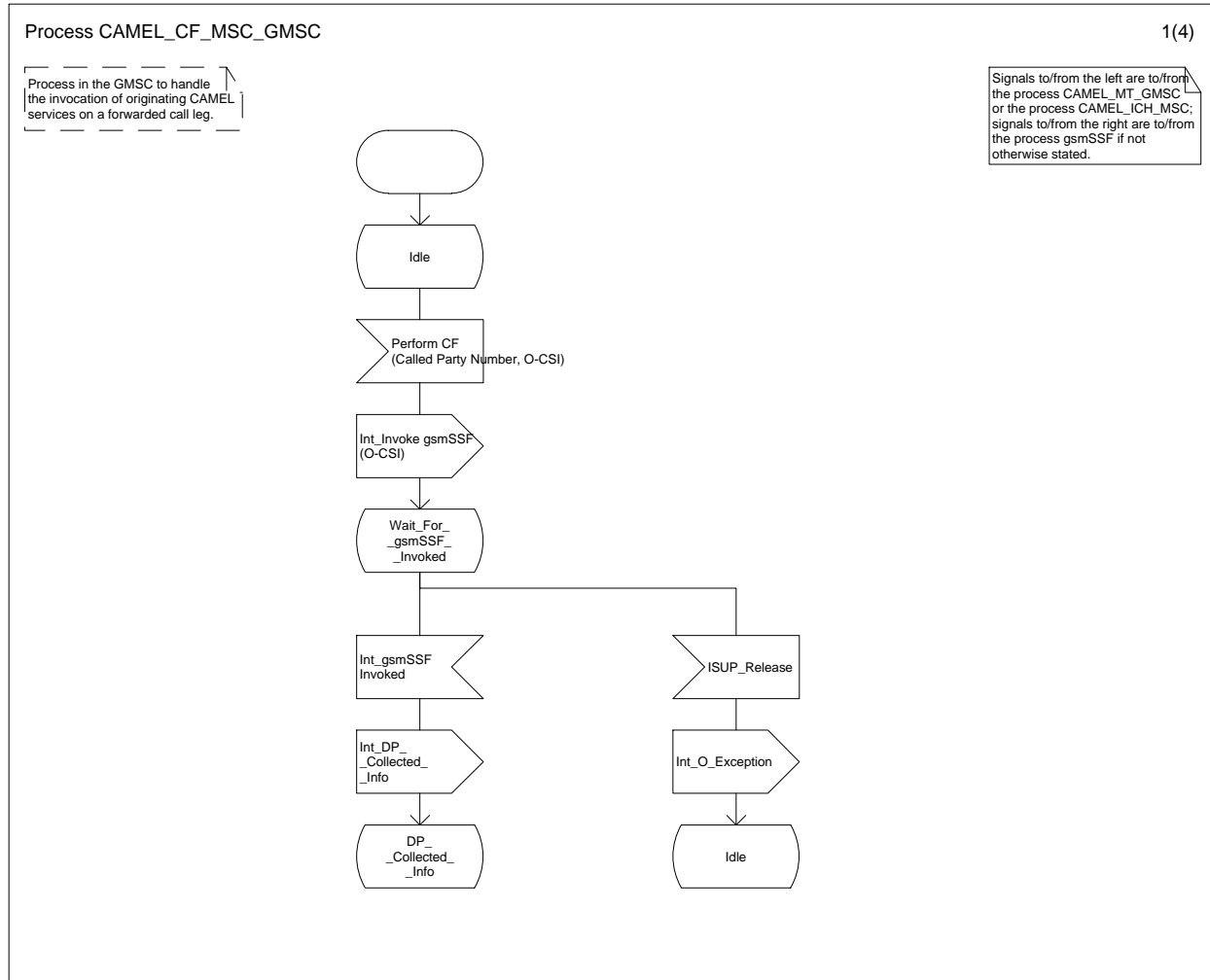


Figure 8.2-13 CAMEL_CF_MSC_GMSC (sheet 1 of 4)

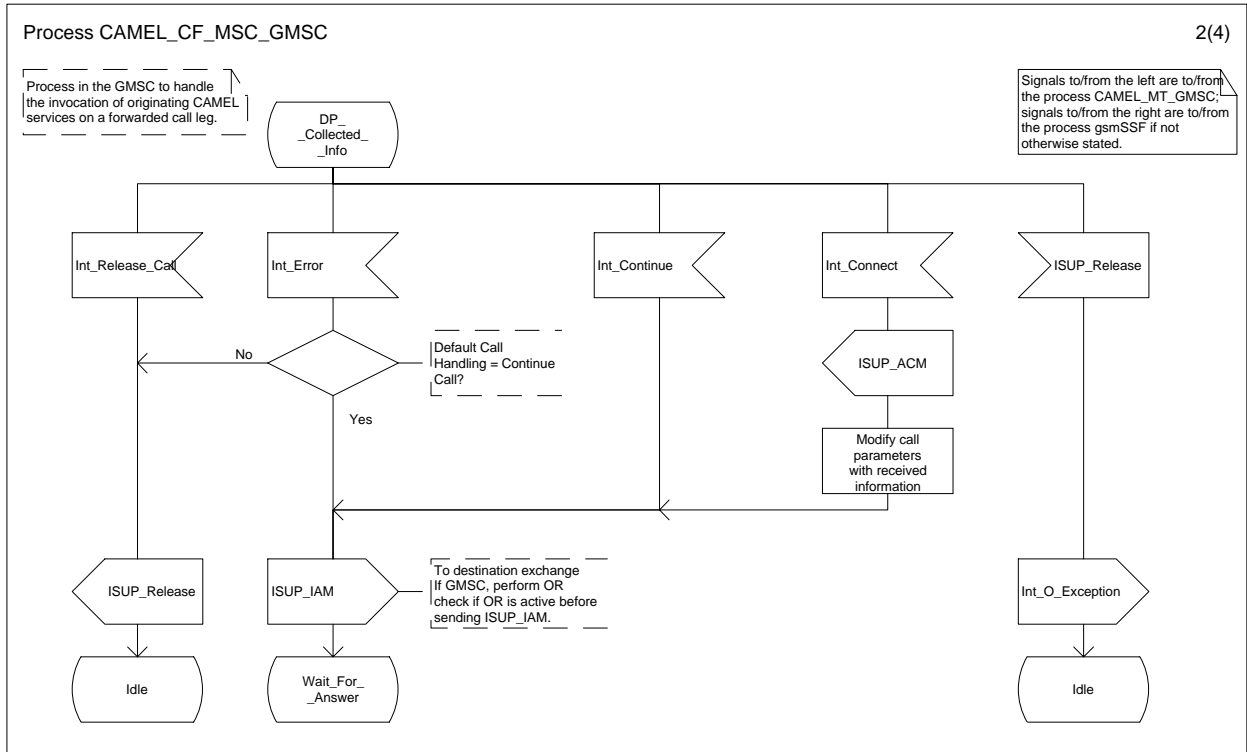


Figure 8.2-14 CAMEL_CF_MSC_GMSC (sheet 2 of 4)

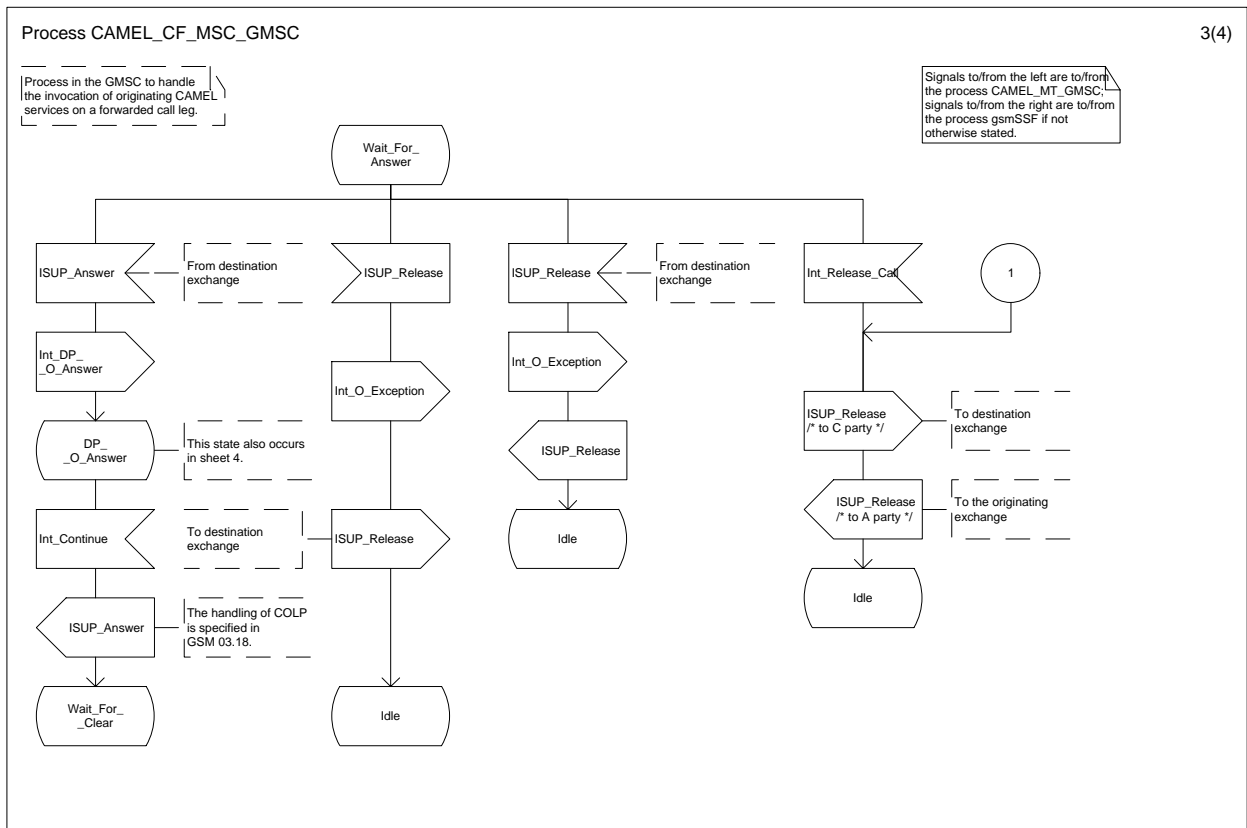


Figure 8.2-15 CAMEL_CF_MSC_GMSC (sheet 3 of 4)

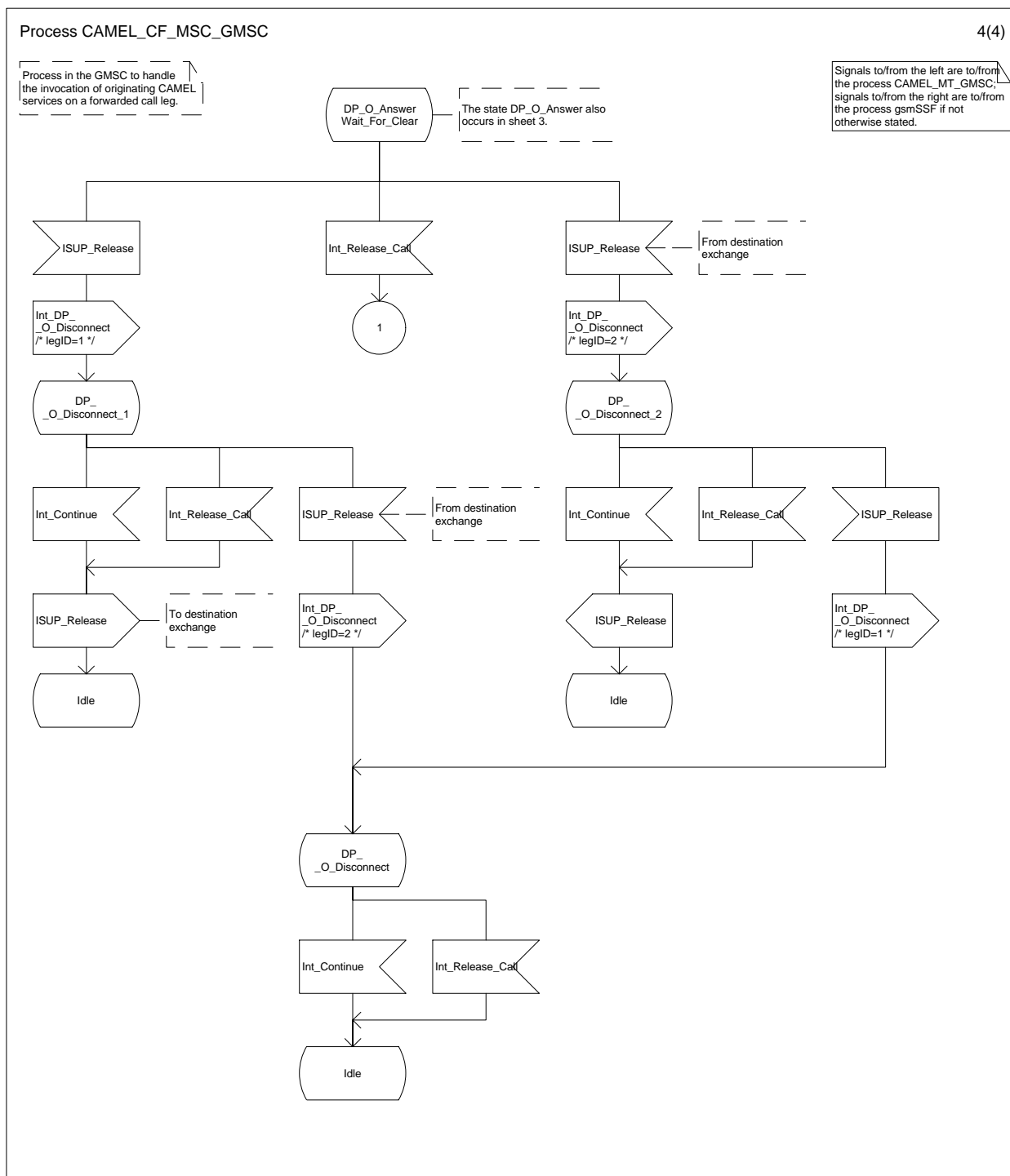


Figure 8.2-16 CAMEL_CF_MSC_GMSC (sheet 4 of 4)

8.2.6 Handling of incoming call handling in the MSC, process CAMEL_ICH_MSC

See process ICH_MSC in 03.18 [3] for the handling before the state Wait_For_MT_Call_Result.

8.2.6.1 Wait_For_MT_Call_Result

Added to the basic handling of incoming calls tones and announcements generated as a result of unsuccessful call setup shall be suppressed in case the SOA parameter has been stored. This subclause only describes the case when the call is to be forwarded.

8.2.6.2 Send_Info_For_Incoming_Call Ack

A Perform CF including FTN and O-CSI, previously received from the VLR is sent to the process CAMEL_CF_MSC_GMSC. The MSC waits in state Wait_For_Clear. The further processing is specified in process ICH_MSC of GSM 03.18 [3].

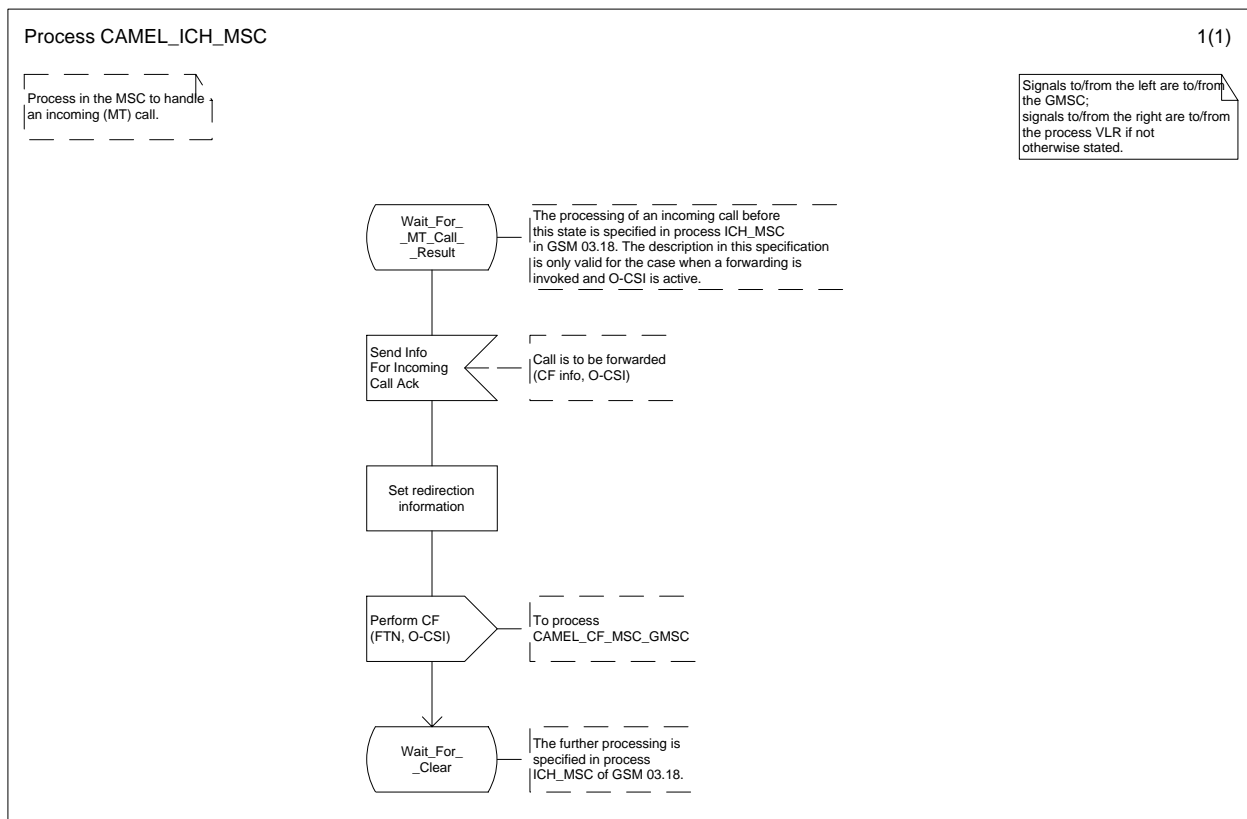


Figure 8.2-17 CAMEL_ICH_MSC (sheet 1 of 1)

8.3 Handling of mobile calls in gsmSSF

8.3.1 State Idle

The following actions are possible in the state Idle (shown in sheet 1):

8.3.1.1 Int_Invoke_gsmSSF

DP_Collected_Info or DP_Terminating_Attempt_Authorised is armed as an TDP, depending if T-CSI or O-CSI is received in Int_Invoke_gsmSSF. The gsmSSF returns a confirmation to the GMSC/MSC and waits in Wait_For_Request.

8.3.1.2 Int_DP_O/T_Answer or Int_DP_O/T_Disconnect

An Int_Continue is sent to the GMSC/MSC and the process gsmSSF returns to idle. This may occur when previous relationship with the gsmSCF has been terminated.

8.3.1.3 Int_O/T_Exception

The process gsmSSF returns directly to idle. This may occur when previous relationship with the gsmSCF has been terminated.

8.3.2 State Wait_For_Request

8.3.2.1 Int_DP_Collected_Info

The gsmSSF opens a control relationship with the gsmSCF by sending CAP_InitialDP. The gsmSSF waits in state Waiting_For_Instructions.

8.3.2.2 DP_Terminating_Attempt_Authorised

See subclause 8.3.2.1.

8.3.2.3 Int_O/T_Exception

The process gsmSSF returns directly to idle.

8.3.3 Waiting_For_Instructions

8.3.3.1 CAP_Request_Report_BCSM_Event

The gsmSSF arms the requested EDP, if the arming rules are fulfilled and returns to state Waiting_For_Instructions.

The gsmSCF may request monitor for answer or/and disconnect of a party in the call. O/T_Answer may only be armed as EDP-N. O/T_Disconnect may be armed as an EDP-N or an EDP-R.

8.3.3.2 CAP_Continue

An Int_Continue is sent to request the GMSC/MSC to continue call set-up as originally requested.

If DP_Disconnect is armed as an EDP-R the relationship with gsmSCF remains a control relationship and gsmSSF waits in state Monitoring., if DP Answer or DP Disconnect is armed as EDP-N the relationship is changed to a monitor relationship and gsmSSF waits in state Monitoring.

If no remaining EDPs are armed, the control relationship between gsmSSF and the gsmSCF is terminated. The process gsmSSF returns to idle.

8.3.3.3 CAP_Connect

If the current DP is DP2 or DP12 an Int_Connect is sent to request the GMSC/MSC to continue the call setup with modified information.

If DP_Disconnect is armed as an EDP-R the relationship with gsmSCF remains a control relationship and gsmSSF waits in state Monitoring., if DP Answer or DP Disconnect is armed as EDP-N the relationship is changed to a monitor relationship and gsmSSF waits in state Monitoring.

If no remaining EDPs are armed, the control relationship between gsmSSF and the gsmSCF is terminated. The process gsmSSF returns to idle.

If the current DP is not DP2 or DP12 an error is sent to the gsmSCF and the gsmSSF returns to the state Waiting_For_Instructions.

8.3.3.4 CAP_Release_Call

If CAP_Release_Call is received in the state Wait_For_Instructions, an Int_Release_Call is sent to the GMSC/MSC to release the call.

8.3.3.5 Timer expire

If the gsmSSF timer expires the transaction to the gsmSSF is aborted and an Int_Error is sent to the GMSC/MSC.

8.3.3.6 Int_O/T_Exception

If the gsmSSF receives an Int_Exception from the GMSC/MSC, it terminates the control relationship, sends Int_Continue to GMSC/MSC and returns to idle.

8.3.3.7 Int_DP_O/T_Disconnect

If the DP is armed for the leg indicated in Int_O/T_DP_Disconnect, a CAP_Event_Report_BCSM is sent to the gsmSCF and gsmSSF returns to state Waiting_For_Instructions.

8.3.4 Monitoring

8.3.4.1 Int_DP_O/T-Answer

If Int_DP_O/T_Answer is received, then the gsmSSF if the EDP-N is armed sends CAP_Event_Report_BCSM (Notify and Continue).

If no other EDP is armed, the relationship with the gsmSCF is terminated and the process returns to idle.

If armed EDPs still exist, the process returns to Monitoring.

8.3.4.2 Int_DP_O/T_Disconnect

If Int_DP_O/T_Disconnect is received and no EDP is armed for this DP then an Int_Continue is sent to the GMSC/MSC.

If Int_DP_O/T_Disconnect is received and this DP is armed as EDP-N for the leg indicated in Int_DP_Disconnect, then the CAP_Event_Report_BCSM (notify and continue) is sent to the gsmSCF and an Int_Continue is sent to the GMSC/MSC.

If no other EDP is armed, the relationship with the gsmSCF is terminated and the process returns to idle.

If armed EDPs still exist, the process returns to Monitoring.

If Int_DP_O/T_Disconnect is received and this DP is armed as EDP-R for the leg indicated in Int_DP_Disconnect, then the CAP_Event_Report_BCSM (interrupted) is sent to the gsmSCF and the gsmSSF waits in state Waiting_For_Instructions.

8.3.4.3 CAP_Release_Call

When a control relationship exists between the gsmSCF and gsmSSF (at least one EDP-R is armed), the gsmSCF may spontaneously instruct the gsmSSF to release the call at any time using the Release Call IF. The Release Call IF shall not be sent from the gsmSCF if only monitor relationship exists between the gsmSSF and the gsmSCF.

8.3.4.4 Int_O/T_Exception

If the gsmSSF receives an Exception event from the GMSC/MSC, it terminates the relationship (monitoring or control) with the gsmSCF and returns to idle.

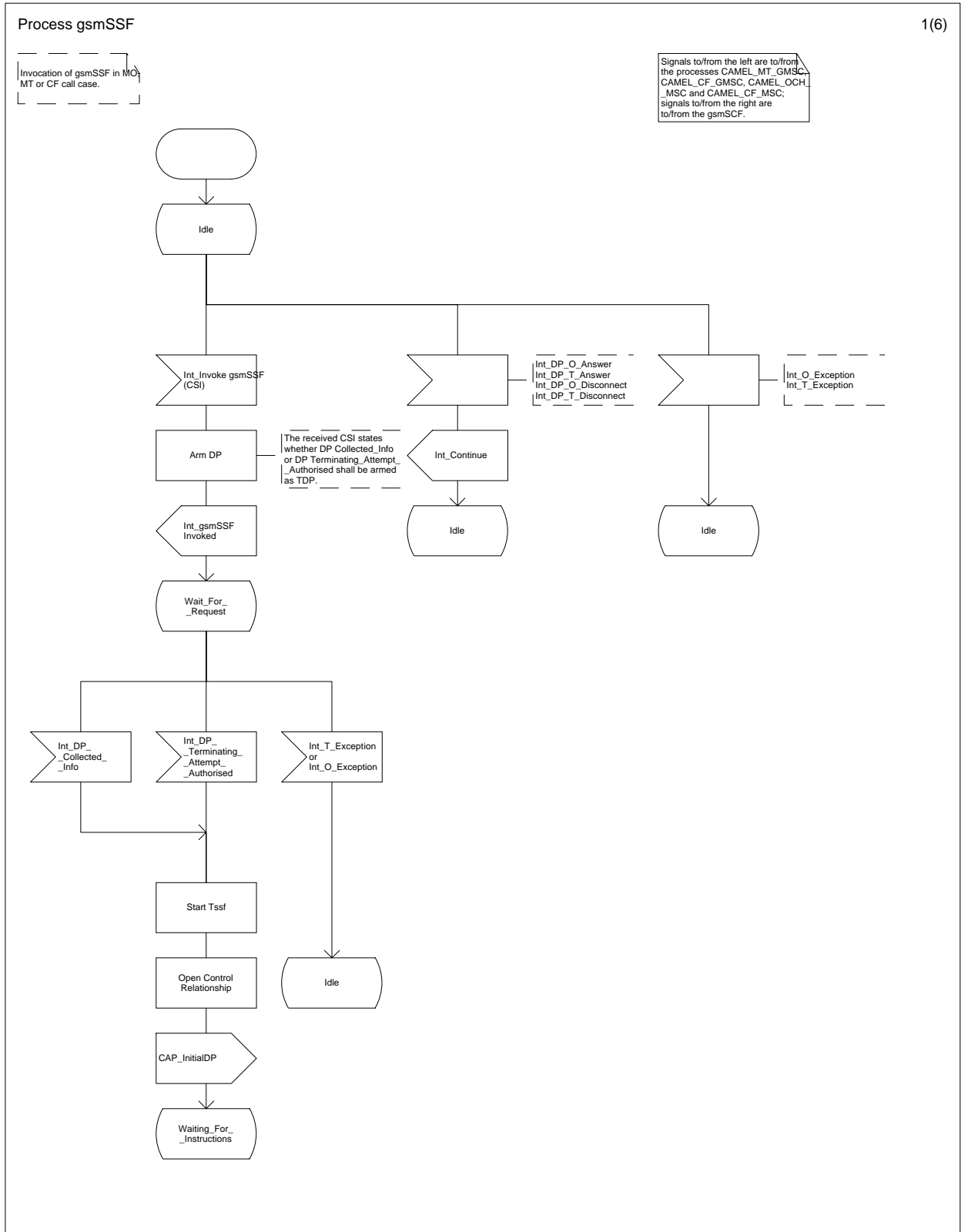


Figure 8.3-1 gsmSSF (sheet 1 of 6)

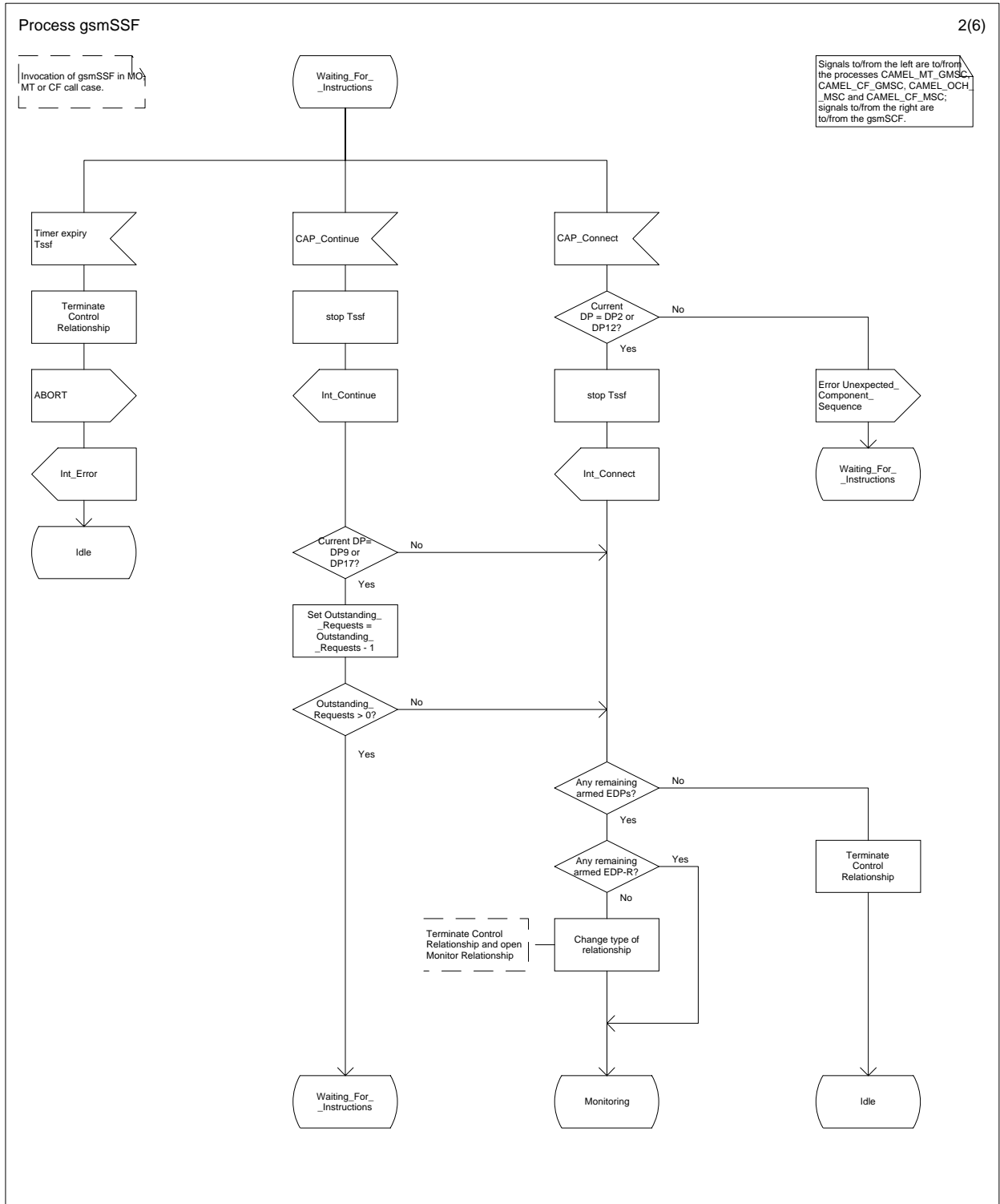


Figure 8.3-2 gsmSSF (sheet 2 of 6)

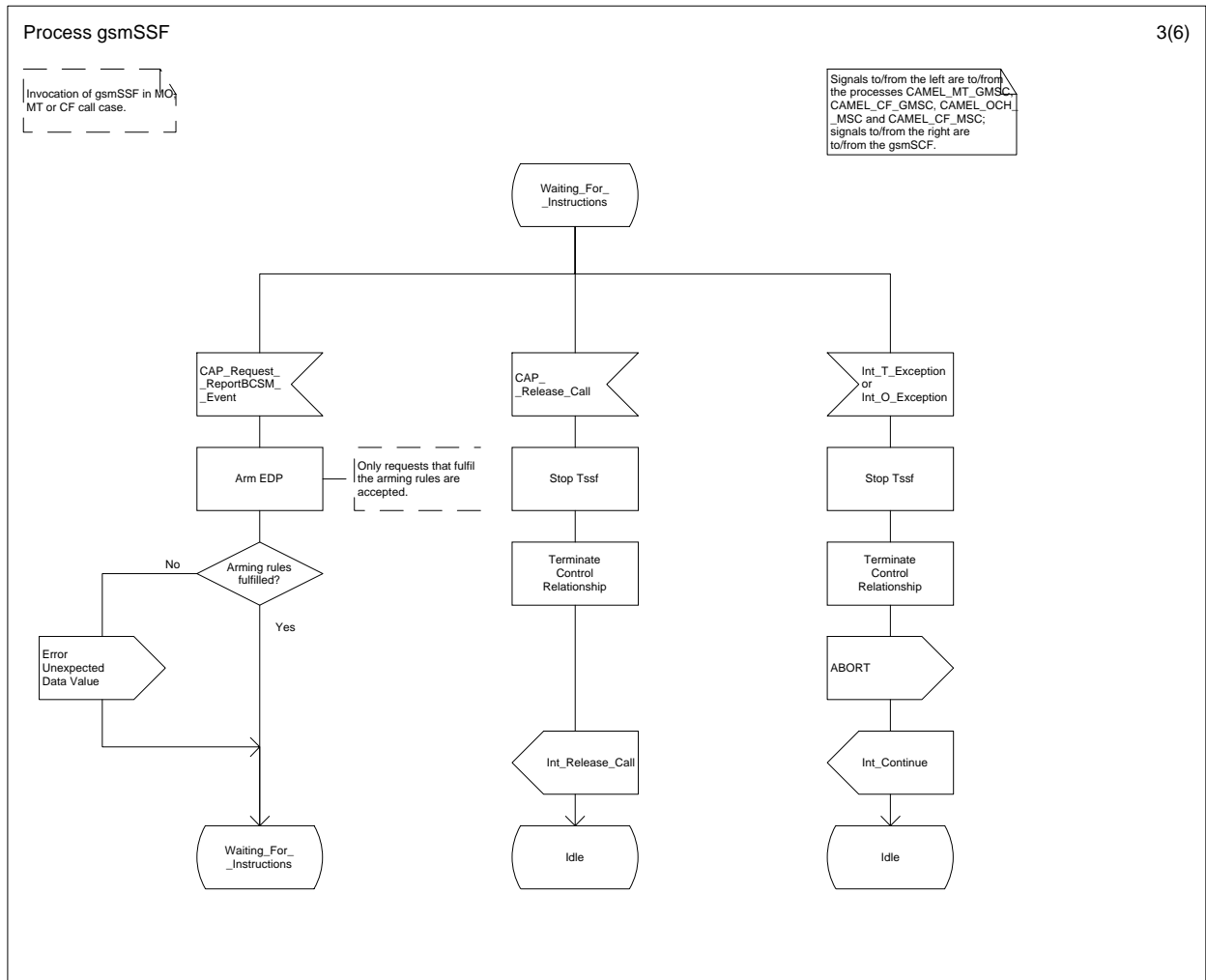


Figure 8.3-3 gsmSSF (sheet 3 of 6)

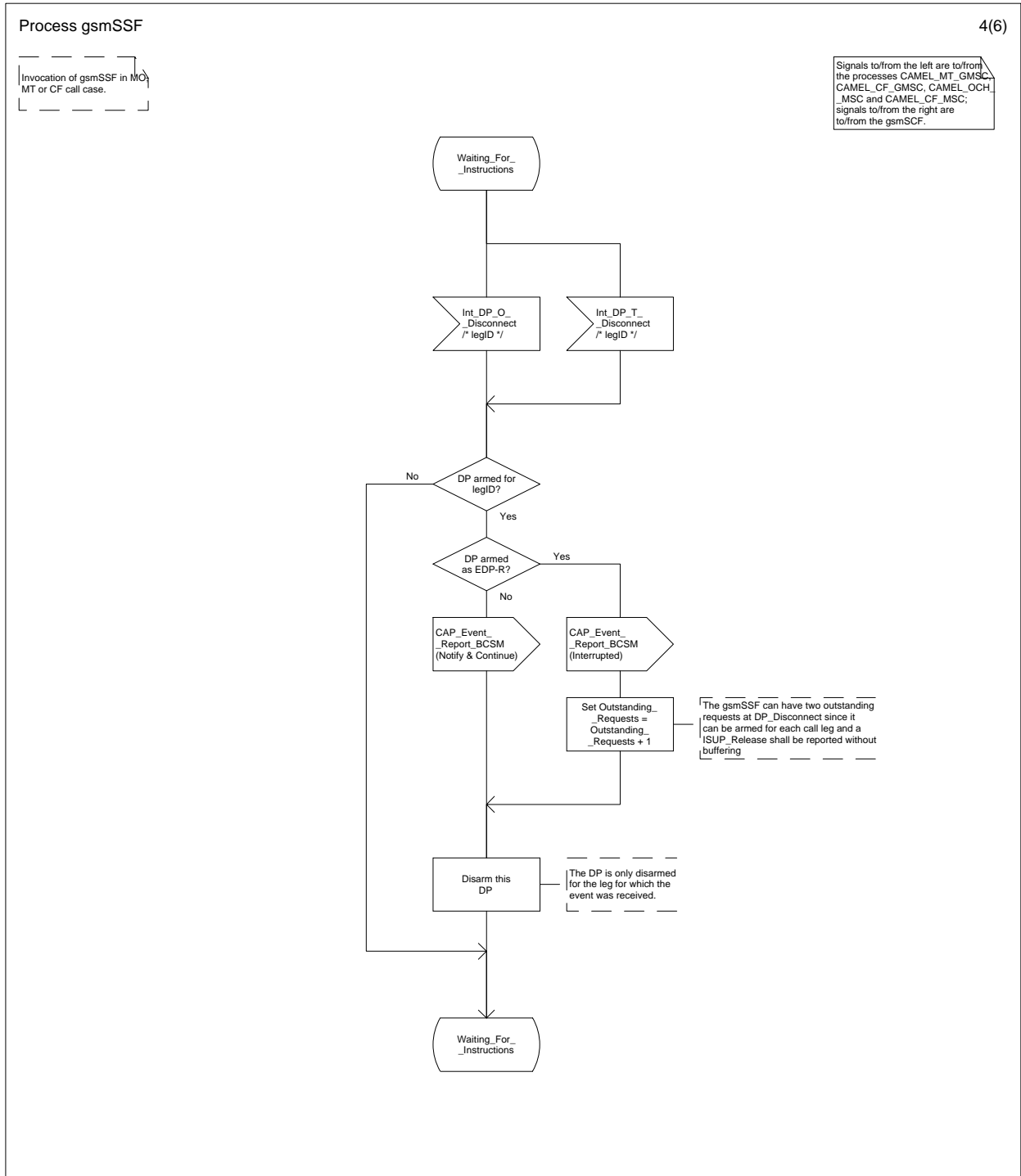


Figure 8.3-4 gsmSSF (sheet 4 of 6)

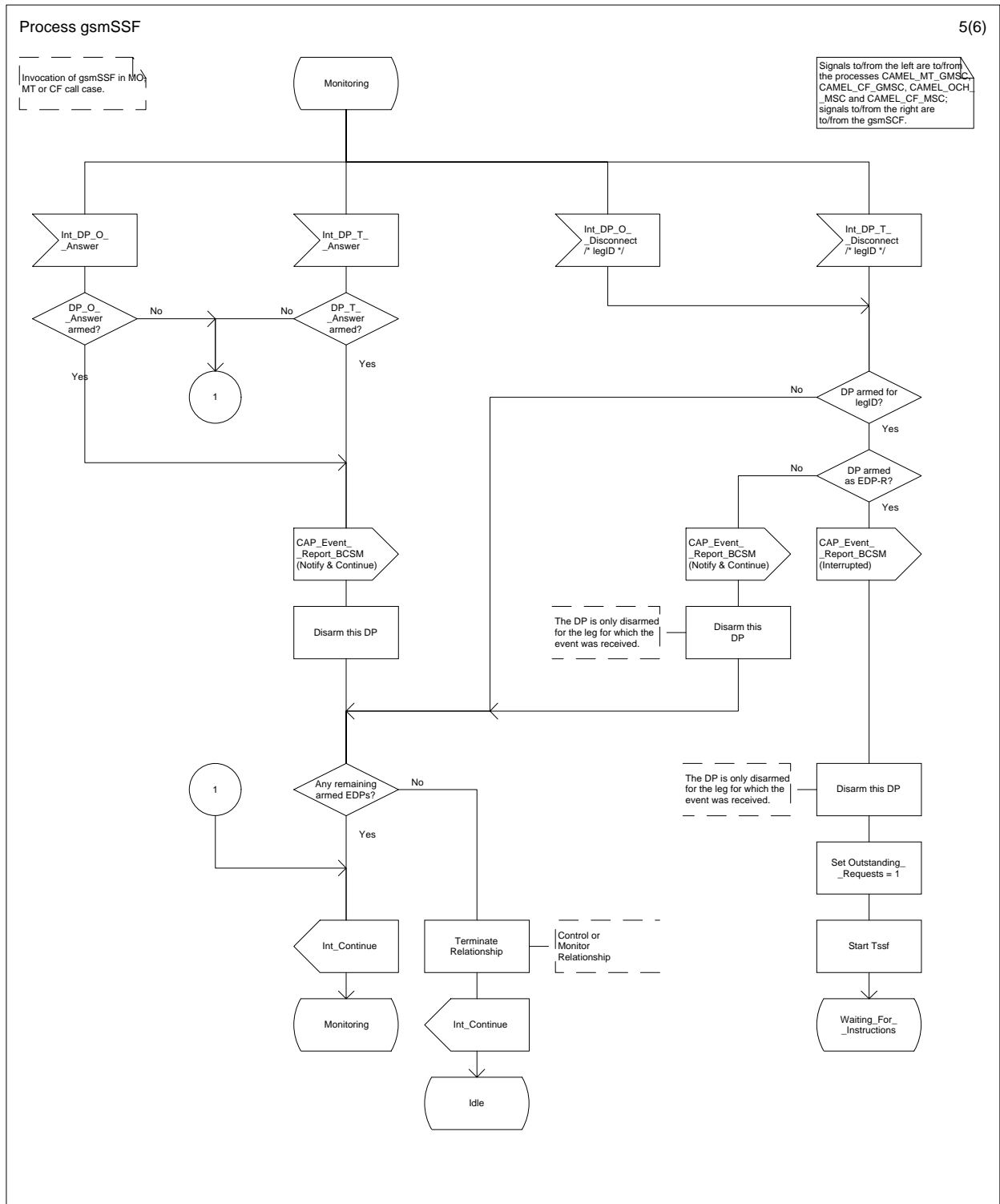


Figure 8.3-5 gsmSSF (sheet 5 of 6)

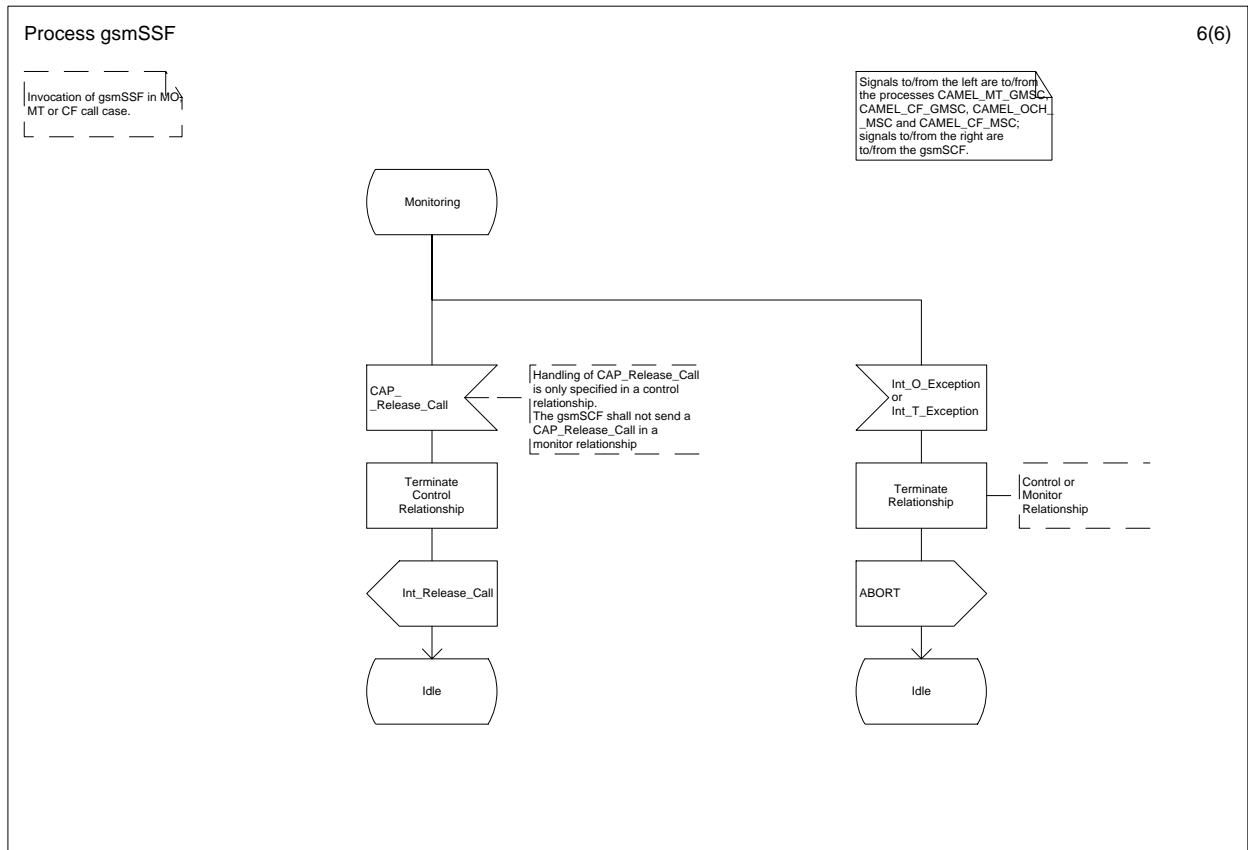


Figure 8.3-6 gsmSSF (sheet 6 of 6)

8.4 Any Time Interrogation

If an OSS needs the Subscriber State and/or the Location Information, the gsmSCF initiates a transaction to the HLR by sending a Any_Time_Interrogation Request. Support for this procedure is a network operator option.

8.4.1 Handling of Any Time Interrogation Request in HLR, Process CAMEL_ATI_HLR

8.4.1.1 Reception of Any_Time_Interrogation Request

The HLR may at any time receive a Any Time Interrogation Request from the gsmSCF.

8.4.1.1.1 MS known

If the mobile subscriber is known in the HLR the Provide_Subscriber_Info procedure is called with the requested information and an Any_Time_Interrogation Response with the requested information is sent to the gsmSCF. The process CAMEL_ATI_HLR returns to idle.

8.4.1.1.2 MS not known

If the mobile subscriber is not known in the HLR, an Any_Time_Interrogation Negative Response is sent to the gsmSCF. The process CAMEL_ATI_HLR returns to idle.

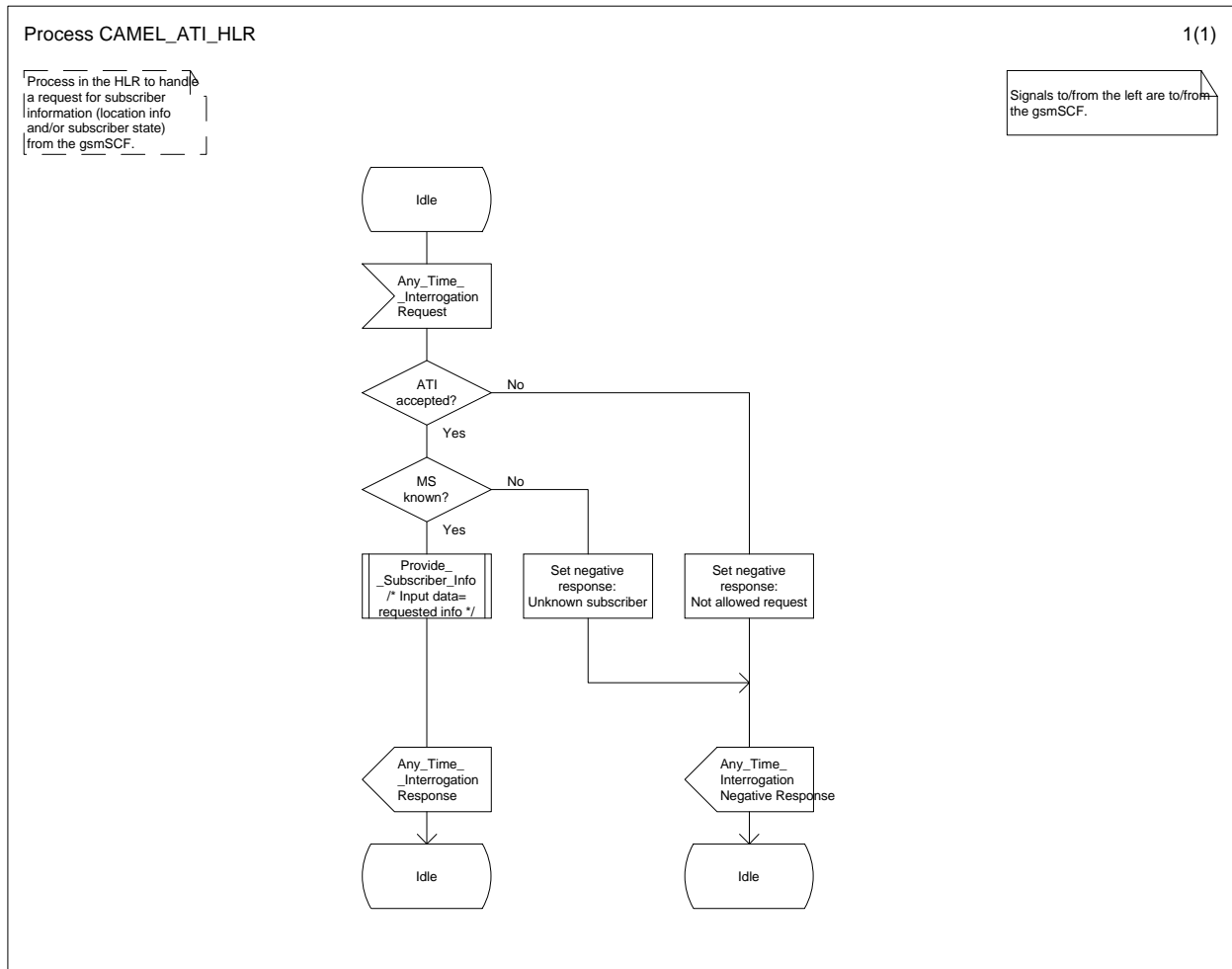


Figure 8.4-1 CAMEL_ATI_HLR (sheet 1 of 1)

8.5 CAMEL specific handling at subscriber data management in HLR

If the VLR does not support CAMEL phase 1 the HLR may apply ODB, allow the call to continue without CAMEL or take network specific actions. The handling is subscriber specific.

8.6 Processing of Non-Call Related Events

CAMEL does not modify any of the standardized procedures for non-call related events including:

- call independent supplementary service procedures;
- transfer of SMS messages;
- mobility management procedures.

9 Description of information flows

This clause contains the detailed description of the information flows used by CAMEL.

Each Information Element, IE is marked as Mandatory, Conditional, Optional or Not applicable for each different traffic case, Mobile Originating call (MO), Mobile Forwarded call (MF) and Mobile Terminating call (MT). This

categorisation is a functional classification, i.e., stage 2 information and not a stage 3 classifications to be used for the ASN.1 syntax of the protocol.

9.1 gsmSSF to gsmSCF information flows

9.1.1 Activity Test Response

9.1.1.1 Description

This IF is the response to the Activity Test.

9.1.1.2 Information Elements

This IF contains no information elements.

9.1.2 Event Report BCSM

9.1.2.1 Description

This IF is used to notify the gsmSCF of a call-related event (i.e., BCSM events as answer and disconnect) previously requested by the gsmSCF in a Request Report BCSM Event IF.

9.1.2.2 Information Elements

The following information elements are required:

<u>Information element name</u>	<u>MO</u>	<u>MF</u>	<u>MT</u>	<u>Description</u>
Event type BCSM	M	M	M	This IE specifies the type of event that is reported i.e., O-Answer, T-Answer, O-Disconnect or T-Disconnect.
Event specific information BCSM	C	C	C	This IE indicates the call related information specific to the event. It will contain the "release Cause" for O- or T-Disconnect, if available. For O- and T-Answer it is not required.
Leg ID	M	M	M	This IE indicates the party in the call for which the event is reported.
Misc Call Info	M	M	M	This IE indicates the DP type, i.e., Request or Notification.

M Mandatory (The IE shall always be sent)

C Conditional (The IE shall be sent, if available)

- Not applicable

9.1.3 Initial DP

9.1.3.1 Description

This IF is generated by the gsmSSF when a trigger is detected at a DP in the BCSM, to request instructions from the gsmSCF.

9.1.3.2 Information Elements

The following information elements are required:

<u>Information element name</u>	<u>MO</u>	<u>MF</u>	<u>M</u> <u>T</u>	<u>Description</u>
Additional Calling Party Number	-	C	C	The calling party number provided by the access signalling system of the calling user.
Basic Service Code	C	C	C	This IE indicates the type of basic service i.e., teleservice or bearer service.
Bearer Capability	M	C	C	This IE indicates the type of the bearer capability connection to the user.
Called Party Number	M	M	M	This IE contains the number used to identify the called party in the forward direction. For the MO case this IE carries the same information as the Called Party BCD Number, subject to the constraints of the CAP protocol.
Called Party BCD Number	M	-	-	This IE contains the number used to identify the called party in the forward direction. It may also include service selection information, including * and # digits.
Calling Party Number	M	C	C	This IE carries the calling party number to identify the calling party or the origin of the call.
Calling Partys Category	M	C	C	Indicates the type of calling party (e.g., operator, pay phone, ordinary subscriber).
Call Reference Number	M	M	M	This IE may be used by the gsmSCF for inclusion in a network optional gsmSCF call record. For MO calls, the call reference number is set by the MSC and included in the MO call record. For MT calls, the call reference number is set by the GMSC and included on the RCF call record in the GMSC and on the MT call record in the terminating MSC. For CF calls, the call reference number is set by the GMSC and included on the CF record in the GMSC or the MSC.
Event Type BCSM	M	M	M	This IE indicates the armed BCSM DP event (i.e., Collected_Info and Term._Attempt_Authorised), resulting in the Initial DP IF.
high Layer Compatibility	C	C	C	This IE indicates the type of the high layer compatibility, which will be used to determine the ISDN-teleservice of a connected ISDN terminal.
IMSI	M	M	M	This IE identifies the mobile subscriber.
Location Information	M	-	C	See GSM 03.18 [3].
Location Number	M	C	C	For mobile originated calls this IE represents the location of the calling party. In this case the location number may be derived from the cell id or location area of the calling party. The mapping from cell ID and location area to location number is network-specific and outside the scope of the GSM standard. For forwarded calls and mobile terminated calls this IE contains the location number received in incoming ISUP signalling.
MSC Address	M	M	M	E.164 address of interrogating MSC in international format. This IE may be used together with the Call Reference Number by the gsmSCF for inclusion in a network optional gsmSCF call record.

For MO calls, the MSC Address is set by the MSC and included in the MO call record.

For MT calls, the MSC Address is set by the GMSC and included on the RCF call record in the GMSC and on the MT call record in the terminating MSC.

For CF calls, the MSC Address is set by the GMSC and included on the CF record in the GMSC or the MSC.

Original Called Party ID	-	C	C	This IE carries the dialled digits if the call has met call forwarding on the route to the gsmSSF.
Redirecting Party ID	-	M	C	This IE indicates the directory number the call was redirected from.
Redirection Information	-	M	C	It contains forwarding related information, such as redirection counter.
Service Key	M	M	M	This IE identifies for the gsmSCF unambiguously the requested CAMEL service. It is used to address the correct application/SLP within the gsmSCF.
Subscriber State	-	-	C	This IE indicates the status of the MS. The states are: <ul style="list-style-type: none"> - CAMELBusy: The MS is engaged on a transaction for a mobile originating or terminated circuit-switched call. - NetworkDeterminedNotReachable: The network can determine from its internal data that the MS is not reachable. - AssumedIdle: The state of the MS is neither "CAMELBusy" nor "NetworkDeterminedNotReachable". - NotProvidedFromVLR: The VLR did not provide any information on subscriber state even though it was requested.

Location Information contains the following information:

<u>Information element name</u>	<u>MO</u>	<u>MF</u>	<u>MT</u>	<u>Description</u>
Location Number	-	-	C	See GSM 03.18 [3].
CellIdOrLAI	M	-	C	See GSM 03.18 [3].
Geographical Information	C	-	C	See GSM 03.18 [3].
Age Of Location Information	M	-	C	See GSM 03.18 [3].
VLR number	M	-	C	See GSM 03.18 [3].

M Mandatory (The IE shall always be sent)

C Conditional (The IE shall be sent, if available)

- Not applicable

9.2 gsmSCF to gsmSSF information flows

9.2.1 Activity Test

9.2.1.1 Description

This IF is used to check for the continued existence of a relationship between the gsmSCF and gsmSSF. If the relationship is still in existence, then the gsmSSF will respond. If no reply is received, then the gsmSCF will assume that the gsmSSF has failed in some way and will take the appropriate action.

9.2.1.2 Information Elements

This IF contains no information elements.

9.2.2 Connect

9.2.2.1 Description

This IF is used to request the gsmSSF to perform the call processing actions to route a call to a specific destination. To do so, the gsmSSF may use destination information from the calling party and existing call set-up information depending on the information provided by the gsmSCF.

9.2.2.2 Information Elements

The following information elements are required:

<u>Information element name</u>	<u>MO</u>	<u>MF</u>	<u>MT</u>	<u>Description</u>
Calling Partys Category	O	O	O	This IE indicates the type of calling party (e.g., operator, pay phone, ordinary subscriber).
Calling Party Number	O	O	O	This IE contains the calling party number.
Destination Routing Address	O	O	O	This IE contains the called party number towards which the call is to be routed.
Original Called Party ID	O	O	O	This IE carries the dialed digits if the call has met call forwarding on route to the gsmSSF or is forwarded by the gsmSCF.
Redirecting Party ID	O	O	O	This IE indicates the directory number the call was redirected from.
Redirection Information	O	O	O	This IE contains forwarding related information, such as redirecting counter.
Suppression Of Announcements	-	-	O	This IE indicates that announcements or tones generated as a result of unsuccessful call setup shall be suppressed.
Generic Number	O	O	O	This IE contains the generic number. Its used to convey the additional calling party number, which e.g. could be used to modify the calling line ID presented to the called user.
O-CSI Applicable	-	-	O	- This IE indicates that the O-CSI, if present should be applied on the outgoing leg.

M Mandatory (The IE shall always be sent)

O Optional (Service logic dependent)

- Not applicable

9.2.3 Continue

9.2.3.1 Description

This information flow requests the gsmSSF to proceed with call processing at the DP at which it previously suspended call processing to await gsmSCF instructions. The gsmSSF completes DP processing, and continues basic call processing (i.e., proceeds to the next point in call in the BCSM) without substituting new data from the gsmSCF.

9.2.3.2 Information Elements

This IF contains no information elements.

9.2.4 Release Call

9.2.4.1 Description

This IF is used to tear down by the gsmSCF an existing call at any phase of the call for all parties involved in the call.

9.2.4.2 Information Elements

The following information elements are required:

<u>Information element name</u>	<u>MO</u>	<u>MF</u>	<u>MT</u>	<u>Description</u>
Cause	M	M	M	A number giving an indication to the gsmSSF about the reason of releasing this specific call. This may be used by gsmSSF for generating specific tones to the different parties in the call or to fill in the "cause" in the release message.

M Mandatory (The IE shall always be sent)

9.2.5 Request Report BCSM Event

9.2.5.1 Description

This IF is used to request the gsmSSF to monitor for a call-related event (i.e., O_Answer, T_Answer, O_Disconnect or T_Disconnect), then send a notification back to the gsmSCF when the event is detected (see Event Report BCSM).

9.2.5.2 Information Elements

The following information elements are used:

<u>Information element name</u>	<u>MO</u>	<u>MF</u>	<u>MT</u>	<u>Description</u>
BCSM Event	M	M	M	This IE specifies the event or events of which a report is requested.

BCSM Event contains the following information:

<u>Information element name</u>	<u>MO</u>	<u>MF</u>	<u>MT</u>	<u>Description</u>
Event type	M	M	M	This IE specifies the type of event of which a report is requested (i.e., O_Answer, T_Answer, O_Disconnect or T_Disconnect).
Leg ID	C	C	C	This parameter indicates the party in the call for which the event shall be reported. If not included, default is the party created with Connect IF for the events O_Answer and T_Answer. The Leg ID IE shall always be included for the events O-Disconnect and T-Disconnect.
Monitor Mode	M	M	M	This IE indicates how the event should be reported i.e., as request

or notification.

M Mandatory (The IE shall always be sent)

C Conditional

9.3 gsmSCF to HLR information flows

9.3.1 Any Time Interrogation Request

9.3.1.1 Description

This IF is used to request information (subscriber state and location) from the HLR at any time.

9.3.1.2 Information Elements

The following information elements are required:

<u>Information element name</u>	<u>Required</u>	<u>Description</u>
Requested Info	M	This IE indicates the type of subscriber information being requested: - subscriber location - subscriber state
Subscriber Identity	M	This IE identifies the subscriber for which the information is requested. The identity can be one of: - IMSI - MSISDN

M Mandatory (The IE shall always be sent)

9.4 HLR to gsmSCF information flows

9.4.1 Any Time Interrogation Response

9.4.1.1 Description

This IF is used by the HLR to provide the requested information to the gsmSCF.

9.4.1.2 Information Elements

The following information elements are required:

<u>Information element name</u>	<u>Required</u>	<u>Description</u>
Location Information	C	This IE indicates the location of the served subscriber.
Subscriber State	C	This IE indicates the status of the MS. The states are: <ul style="list-style-type: none"> - CAMELBusy: The MS is engaged on a transaction for a mobile originating or terminated circuit-switched call. - NetworkDeterminedNotReachable: The network can determine from its internal data that the MS is not reachable. - AssumedIdle: The state of the MS is neither "CAMELBusy" nor "NetworkDeterminedNotReachable". - NotProvidedFromVLR: The VLR did not provide any information on subscriber state even though it was requested.

C Conditional (The IE shall be sent, if requested and available)

Location Information contains the following information:

<u>Information element name</u>	<u>Required</u>	<u>Description</u>
Location Number	C	See GSM 03.18 [3].
CellIdOrLAI	C	See GSM 03.18 [3].
Geographical Information	C	See GSM 03.18 [3].
Age Of Location Information	C	See GSM 03.18 [3].
VLR number	C	See GSM 03.18 [3].

C Conditional (The IE shall be sent, if available)

9.5 HLR to VLR information flows

9.5.1 Delete Subscriber Data

9.5.1.1 Description

This IF is specified in GSM 09.02 [4] and is used by the HLR to delete subscriber data in the VLR.

9.5.1.2 Information Elements

The Delete Subscriber Data contains the following CAMEL specific IE:

<u>Information element name</u>	<u>Required</u>	<u>Description</u>
CAMEL Subscription Info Withdraw	C	This IE identifies that all CSIs shall be deleted from the subscriber data in VLR.

C Conditional (The IE shall be sent when deletion is requested)

9.5.2 Insert Subscriber Data

9.5.2.1 Description

This IF is specified in GSM 09.02 [4] and used by the HLR to insert subscriber data in the VLR.

9.5.2.2 Information Elements

Insert Subscriber Data contains the following CAMEL specific IE:

<u>Information element name</u>	<u>Required</u>	<u>Description</u>
O-CSI	C	This IE identifies the subscriber as having originating CAMEL services. It contains the gsmSCFAddress, ServiceKey, DefaultCallHandling and TdpList.

C Conditional (The IE shall be sent, if required)

9.5.3 Insert Subscriber Data Response

9.5.3.1 Description

This IF is specified in GSM 09.02 [4] and used by the VLR to indicate to the HLR the result of the Insert Subscriber Data IF.

9.5.3.2 Information Elements

Insert Subscriber Data Response contains the following CAMEL specific IE:

<u>Information element name</u>	<u>Required</u>	<u>Description</u>
Supported CAMEL Phases	C	This IE identifies which CAMEL phases are supported by the MSC/VLR. Only CAMEL phase 1 is used..

C Conditional (The IE shall always be sent when a CSI has been included in the ISD)

9.5.4 Provide Subscriber Info Request

9.5.4.1 Description

This IF is used to request information (subscriber state and location) from the VLR at any time.

9.5.4.2 Information Elements

Provide Subscriber Info contains the following CAMEL specific IE:

<u>Information element name</u>	<u>Required</u>	<u>Description</u>
Requested Info	M	This IE indicates the type of subscriber information to the gsmSCF. - subscriber location - subscriber state
Subscriber Identity	M	This IE identifies the subscriber for which the information is requested. The identity can be: - IMSI: The IMSI shall be accompanied by a LMSI if one was provided by the VLR.

M Mandatory (The IE shall always be sent)

9.5.5 Provide Roaming Number

9.5.5.1 Description

This IF is specified in GSM 03.18 [3] and used by the HLR to request the VLR for a roaming number.

9.5.5.2 Information Elements

Provide Roaming Number contains the following CAMEL specific IE:

<u>Information element name</u>	<u>Required</u>	<u>Description</u>
Suppression Of Announcements	C	This IE indicates that announcements or tones generated as a result of unsuccessful call setup shall be suppressed.
Call Reference Number	C	This IE is used for correlation of call records outputted from the GMSC and the terminating MSC, and a network optional call record from the gsmSCF.

C Conditional (The IE shall be sent, if received from the GMSC in the Send Routeing Info)

9.6 VLR to HLR information flows

9.6.1 Provide Subscriber Info Response

9.6.1.1 Description

This IF is used by the VLR to provide the requested information to the HLR.

9.6.1.2 Information Elements

Provide Subscriber Info Response contains the following CAMEL specific IE:

<u>Information element name</u>	<u>Required</u>	<u>Description</u>
Location Information	C	This IE indicates the location of the served subscriber.
Subscriber State	C	This IE indicates the status of the MS. The states are: <ul style="list-style-type: none"> - CAMELBusy: The MS is engaged on a transaction for a mobile originating or terminated circuit-switched call. - NetworkDeterminedNotReachable: The network can determine from its internal data that the MS is not reachable. - AssumedIdle: The state of the MS is neither "CAMELBusy" nor "NetworkDeterminedNotReachable".

C Conditional (The IE shall be sent, if requested and available)

Location Information contains the following information:

<u>Information element name</u>	<u>Required</u>	<u>Description</u>
Location Number	C	See GSM 03.18 [3].
CellIdOrLAI	C	See GSM 03.18 [3].
Geographical Information	C	See GSM 03.18 [3].
Age Of Location Information	C	See GSM 03.18 [3].
VLR number	-	See GSM 03.18 [3].

C Conditional (The IE shall be sent, if available)

- Not applicable

9.7 HLR to GMSC information flows

9.7.1 Send Routeing Info Ack

9.7.1.1 Description

This IF is specified in GSM 03.18 [3] and used by the HLR to transfer previously requested information.

9.7.1.2 Information Elements

Send Routeing Info Ack contains the following CAMEL specific IE:

<u>Information element name</u>	<u>Required</u>	<u>Description</u>
Location Information	C2	This IE indicates the location of the served subscriber.
O-CSI	C	This IE identifies the subscriber as having originating CAMEL services. It contains the gsmSCFAddress, ServiceKey, DefaultCallHandling and TdpList. Shall be sent if O-CSI is active, and CFU or CRNRc has been invoked, or if both O-CSI and T-CSI are active.
Subscriber State	C2	This IE indicates the status of the MS. The states are: <ul style="list-style-type: none"> - CAMELBusy: The MS is engaged on a transaction for a mobile originating or terminated circuit-switched call. - NetworkDeterminedNotReachable: The network can determine from its internal data that the MS is not reachable. - AssumedIdle: The state of the MS is neither "CAMELBusy" nor "NetworkDeterminedNotReachable". - NotProvidedFromVLR: The VLR did not provide any information on subscriber state even though it was requested.
T-CSI	C	This IE identifies the subscriber as having terminating CAMEL services. It contains the gsmSCFAddress, ServiceKey, DefaultCallHandling and TdpList. Shall be sent if T-CSI is active and no Suppress T-CSI indicator is present in the SRI.
Basic Service Code	C	This IE indicates the type of basic service i.e., teleservice or bearer service.
CUG Subscription Flag	C	This IE indicates if the called party has a CUG subscription. It shall only be sent if the T-CSI is active and included in the Send Routing Information Ack.

Location Information contains the following information:

<u>Information element name</u>	<u>Required</u>	<u>Description</u>
Location Number	C	See GSM 03.18 [3].
CellIdOrLAI	C	See GSM 03.18 [3].
Geographical Information	C	See GSM 03.18 [3].
Age Of Location Information	C	See GSM 03.18 [3].
VLR number	C	See GSM 03.18 [3].

C Conditional (The IE shall be sent, if available)

C2 Conditional (The IE shall be sent, if available and indicated by Subscriber Information in Send Routeing Information Ack indicator.)

9.8 GMSC to HLR information flows

9.8.1 Send Routeing Info

9.8.1.1 Description

This IF is described in GSM 03.18 [3] and used to request the HLR for information.

9.8.1.2 Information Elements

Send Routeing Info contains the following CAMEL specific IE:

<u>Information element name</u>	<u>Required</u>	<u>Description</u>
Suppression Of Announcement	C	This IE indicates that announcements or tones generated as a result of unsuccessful call setup shall be suppressed. Shall be sent in the second interrogation if available, i.e., when it has been received from the gsmSCF.
Suppress T-CSI	C	This IE indicates if T-CSI shall be suppressed. Shall always be sent in the second interrogation
Supported CAMEL Phases	M	This IE lists the supported CAMEL phases.
Call Reference Number	C	This IE is used for correlation of call records outputted from the GMSC and the terminating MSC, and a network optional call record from the gsmSCF.

C Conditional (The IE shall be sent, if received from the gsmSCF or set by the gsmSSF)

M Conditional (The IE shall always be sent when the GMSC supports CAMEL)

History

Document history		
V5.0.1	April 1997	Publication
V5.1.0	August 1997	Publication