



**E**UROPEAN  
**T**ELECOMMUNICATION  
**S**TANDARD

**ETS 300 615**

August 1996

---

Source: ETSI TC-SMG

Reference: DE/SMG-061204P

ICS: 33.060.50

**Key words:** Digital cellular telecommunications system, Global System for Mobile Communications (GSM)



**Digital cellular telecommunications system (Phase 2);  
Performance data measurements  
(GSM 12.04)**

**ETSI**

European Telecommunications Standards Institute

**ETSI Secretariat**

**Postal address:** F-06921 Sophia Antipolis CEDEX - FRANCE

**Office address:** 650 Route des Lucioles - Sophia Antipolis - Valbonne - FRANCE

**X.400:** c=fr, a=atlas, p=etsi, s=secretariat - **Internet:** secretariat@etsi.fr

Tel.: +33 92 94 42 00 - Fax: +33 93 65 47 16

---

**Copyright Notification:** No part may be reproduced except as authorized by written permission. The copyright and the foregoing restriction extend to reproduction in all media.

© European Telecommunications Standards Institute 1996. All rights reserved.



## Contents

Foreword .....	15
Introduction .....	15
1 Scope .....	17
1.1 Normative references .....	17
1.2 Abbreviations .....	19
2 Performance measurement concept .....	22
2.1 Measurement data requirements .....	22
2.1.1 Traffic measurements .....	23
2.1.2 Network configuration evaluation .....	23
2.1.3 Resource access .....	23
2.1.4 Quality Of Service (QOS) .....	23
2.1.5 Resource availability .....	23
2.2 Measurement administration .....	23
2.2.1 Measurement job administration .....	24
2.2.2 Measurement result collection method .....	24
2.2.3 Local storage of results at the Network Element .....	25
2.2.4 Measurement result transfer .....	25
2.2.5 Performance data presentation .....	25
2.3 Measurement definition .....	25
2.3.1 Nature of the result .....	25
2.3.2 Perceived accuracy .....	25
2.3.3 Comparability of measurement data .....	26
2.3.4 Measurement identification .....	26
3 Performance management requirements .....	27
3.1 Introduction .....	27
3.1.1 Basic functions .....	27
3.1.2 Measurement administration .....	28
3.2 Measurement jobs .....	28
3.2.1 Measurement job characteristics .....	28
3.2.1.1 Measurement types .....	28
3.2.1.2 Measurement schedule .....	28
3.2.1.3 Granularity period .....	29
3.2.1.4 Measurement reporting .....	29
3.2.2 Measurement job state and status attributes .....	29
3.2.3 Measurement job administration .....	30
3.3 Measurement results .....	30
3.3.1 Measurement result characteristics .....	30
3.3.2 Transfer of measurement results .....	31
4 Detailed description of the measurement system for a PLMN .....	32
4.1 Introduction .....	32
4.1.1 Basic measurement system functions .....	32
4.1.2 Measurement Object Administration .....	32
4.2 Modelling of measurement jobs .....	33
4.2.1 Measurement job characteristics .....	33
4.2.1.1 Measurement Function .....	33
4.2.1.2 Measurement schedule .....	34
4.2.1.3 Granularity period .....	34
4.2.1.4 Scan reports .....	35
4.2.2 Scanner state and status attributes .....	35
4.2.3 Scanner administration .....	36
4.3 Modelling of measurement results .....	37
4.3.1 Characteristics of the result report .....	37

4.3.2	Result report transfer control .....	37
4.4	Conformance requirements .....	38
4.4.1	Simple scanner .....	38
4.4.2	Scan report record .....	40
4.4.3	Scan report notification .....	40
4.4.4	Activate scan report action .....	40
4.5	Application Context .....	40
5	Future Enhancements .....	41
Annex A (Informative):	Graphical examples .....	42
Annex B (Normative):	Performance Measurement Requirements Summary .....	44
B.1	Measurements Related To The BSC .....	45
B.1.1	BSC Measurement Function .....	45
B.1.1.1	Unsuccessful requests for service .....	45
B.1.1.2	Unsuccessful requests for service, per cause .....	45
B.1.1.3	Mean Inter-arrival Time .....	45
B.1.1.4	Attempted Transmission of Paging Messages, per BSC .....	46
B.1.1.5	Unsuccessful Transmission of Paging Messages, per BSC .....	46
B.1.1.6	Attempted IMMEDIATE ASSIGNMENT Procedures, per BSC .....	46
B.1.1.7	Successful IMMEDIATE ASSIGNMENT Procedures, per BSC .....	47
B.1.1.8	Successful Internal Handovers, intra-CELL, per BSC .....	47
B.1.1.9	Unsuccessful Internal Handovers, intra-CELL, per BSC .....	47
B.1.1.10	Successful Internal Handovers per BSC .....	48
B.1.1.11	Successful Internal Handovers per cause .....	48
B.1.1.12	Unsuccessful Internal Handovers with reconnection to old channels, per BSC .....	48
B.1.1.13	Unsuccessful Internal Handovers with loss of connection, per BSC .....	49
B.2	Measurements related to the BTS .....	49
B.2.1	CELL Measurement Function .....	49
B.2.1.1	Mean PCH-AGCH queue length .....	49
B.2.1.2	Attempted Transmission of Paging Messages (the PCH) .....	49
B.2.1.3	Unsuccessful Transmission of Paging Messages (the PCH) .....	50
B.2.1.4	Attempted IMMEDIATE ASSIGNMENT Procedures .....	50
B.2.1.5	Successful IMMEDIATE ASSIGNMENT Procedures .....	50
B.2.1.6	Attempted IMMEDIATE ASSIGNMENT Procedures, per cause .....	51
B.2.1.7	Successful IMMEDIATE ASSIGNMENT Procedures, per cause .....	51
B.2.1.8	Number of Pages Discarded from the PCH Queue .....	51
B.2.1.9	Mean duration of a successful Paging Procedure .....	51
B.2.1.10	Number of Available TCHs .....	52
B.2.1.11	Mean number of busy TCHs .....	52
B.2.1.12	Maximum number of busy TCHs .....	53
B.2.1.13	Mean number of idle TCHs per interference band .....	53
B.2.1.14	Attempted TCH seizures .....	53
B.2.1.15	Successful TCH seizures .....	54
B.2.1.16	Attempted TCH Seizures meeting an TCH blocked state .....	54
B.2.1.17	All Available TCH Allocated Time .....	54
B.2.1.18	Mean TCH busy time .....	55
B.2.1.19	Mean TCH queue length .....	55
B.2.1.20	Number of lost Radio links while using a TCH .....	55
B.2.1.21	Number of Available SDCCHs .....	56
B.2.1.22	Mean number of busy SDCCHs .....	56
B.2.1.23	Maximum number of busy SDCCHs .....	56
B.2.1.24	Attempted SDCCH Seizures meeting an SDCCH blocked state .....	57
B.2.1.25	All Available SDCCH Allocated Time .....	57
B.2.1.26	Mean SDCCH queue length .....	57
B.2.1.27	Number of lost Radio links while using an SDCCH .....	58
B.2.1.28	Relative time downlink power control at maximum .....	58
B.2.1.29	Relative time uplink power control at maximum .....	58
B.2.1.30	Successful Internal Handovers, intra-CELL .....	59

B.2.1.31	Unsuccessful Internal Handovers, intra-CELL .....	59
B.2.1.32	Attempted incoming Internal inter CELL Handovers .....	59
B.2.1.33	Successful incoming Internal inter CELL Handovers .....	60
B.2.1.34	Attempted outgoing Internal inter CELL Handovers .....	60
B.2.1.35	Successful outgoing Internal inter CELL Handovers.....	60
B.2.1.36	Unsuccessful Internal Handovers with reconnection to old channels .....	60
B.2.1.37	Unsuccessful Internal Handovers with loss of connection .....	61
B.2.2	Internal HDO Measurement Function .....	61
B.2.2.1	Attempted incoming Internal inter CELL Handovers per originating CELL ...	61
B.2.2.2	Successful incoming Internal inter CELL Handovers per originating CELL ..	61
B.2.2.3	Attempted outgoing Internal inter CELL Handovers per target CELL .....	62
B.2.2.4	Successful outgoing Internal inter CELL Handovers per target CELL .....	62
B.3	Measurements Related to the MSC .....	62
B.3.1	MSC Measurement Function .....	62
B.3.1.1	Number of class mark updates .....	62
B.3.1.2	Attempted mobile originating calls.....	63
B.3.1.3	Successful mobile originating calls.....	63
B.3.1.4	Answered mobile originating calls .....	63
B.3.1.5	Attempted mobile terminating calls .....	63
B.3.1.6	Successful mobile terminating calls .....	64
B.3.1.7	Answered mobile terminating calls.....	64
B.3.1.8	Attempted Mobile Emergency calls .....	64
B.3.1.9	Successful Mobile Emergency calls .....	65
B.3.1.10	Answered Mobile Emergency calls .....	65
B.3.1.11	Attempted ciphering mode control procedures .....	65
B.3.1.12	Successful ciphering mode control procedures .....	65
B.3.1.13	Attempted interrogations of HLRs for routing.....	66
B.3.1.14	Successful interrogations of HLR (MSRN obtained) .....	66
B.3.1.15	Successful interrogations of HLR (call Forwarding) .....	66
B.3.1.16	Attempted operations for mobile originating point to point SMS .....	67
B.3.1.17	Successful operations for mobile originating point to point SMS.....	67
B.3.1.18	Attempted operations for mobile terminating point to point SMS.....	67
B.3.1.19	Successful operations for mobile terminating point to point SMS.....	68
B.3.1.20	Number of transmitted check IMEI request.....	68
B.3.1.21	Number of white answers in MSC .....	68
B.3.1.22	Number of grey answers in MSC .....	68
B.3.1.23	Number of black answers in MSC.....	69
B.3.1.24	Number of unknown IMEI answers .....	69
B.3.1.25	Mean time to provide the CALL SETUP service .....	69
B.3.1.26	Mean time to provide the LOCATION UPDATING service .....	70
B.3.1.27	Transactions on the MM-layer where subscriber was identified with TMSI... 70	70
B.3.1.28	Transactions on the MM-layer where subscriber was identified with IMSI... 70	70
B.3.1.29	Attempted TMSI re-allocations .....	71
B.3.1.30	Successful TMSI re-allocations .....	71
B.3.1.31	IMSI detach procedures .....	71
B.3.1.32	IMSI attach procedures .....	71
B.3.1.33	Attempted incoming External intra-MSC Handovers.....	72
B.3.1.34	Successful incoming External intra-MSC Handovers.....	72
B.3.1.35	Attempted outgoing External intra-MSC Handovers .....	72
B.3.1.36	Successful outgoing External intra-MSC Handovers .....	72
B.3.1.37	Attempted incoming inter-MSC Handovers .....	73
B.3.1.38	Successful incoming inter-MSC Handovers.....	73
B.3.1.39	Attempted outgoing inter-MSC Handovers.....	73
B.3.1.40	Successful outgoing inter-MSC Handovers.....	73
B.3.1.41	Attempted subsequent inter-MSC Handovers (back to MSCa).....	74
B.3.1.42	Successful subsequent inter-MSC Handovers (back to MSCa).....	74
B.3.1.43	Attempted subsequent inter-MSC Handovers (to MSCc) .....	74
B.3.1.44	Successful subsequent inter-MSC Handovers (to MSCc) .....	75
B.3.1.45	External Handovers .....	75
B.3.1.46	External Handovers per cause .....	75
B.3.1.47	Unsuccessful External Handovers with reconnection to old channels, per MSC .....	75

	B.3.1.48	Unsuccessful External Handovers with loss of connection, per MSC .....	76
B.3.2		External HDO Measurement Function .....	76
	B.3.2.1	Attempted incoming External intra-MSC Handovers per originating CELL ..	76
	B.3.2.2	Successful incoming External intra-MSC Handovers per originating CELL .	76
	B.3.2.3	Attempted outgoing External intra-MSC Handovers per target CELL .....	77
	B.3.2.4	Successful outgoing External intra-MSC Handovers per target CELL .....	77
	B.3.2.5	Attempted incoming inter-MSC Handovers per originating CELL .....	77
	B.3.2.6	Successful incoming inter-MSC Handovers per originating CELL .....	78
	B.3.2.7	Attempted outgoing inter-MSC Handovers per target CELL.....	78
	B.3.2.8	Successful outgoing inter-MSC Handovers per target CELL .....	78
B.4		Measurements Related to the HLR .....	79
	B.4.1	HLR Measurement Function .....	79
		B.4.1.1 Number of current MS's Roaming outside HPLMN .....	79
		B.4.1.2 Attempted requests for Authentication sets received by HLR from VLRs ....	79
		B.4.1.3 Successful returned Authentication sets from HLR to VLRs .....	79
		B.4.1.4 Empty responses to request for Authentication sets from HLR to VLRs.....	80
		B.4.1.5 Attempted insert subscriber data service .....	80
		B.4.1.6 Successful insert subscriber data service .....	80
		B.4.1.7 Attempted Location Updates .....	81
		B.4.1.8 Successful Location Updates .....	81
		B.4.1.9 Attempted SS related operations in HLR.....	81
		B.4.1.10 Successful SS related operations in HLR.....	82
		B.4.1.11 Attempted request for SM routing information.....	82
		B.4.1.12 Successful request for SM routing information.....	82
		B.4.1.13 Attempted SM delivery status report procedures.....	83
		B.4.1.14 Successful SM delivery status report procedures.....	83
		B.4.1.15 Attempted number of send alerts .....	83
		B.4.1.16 Successful number of send alerts .....	83
		B.4.1.17 Attempted request for MSRN .....	84
		B.4.1.18 Successful request for MSRN .....	84
B.5		Measurements Related to the VLR .....	84
	B.5.1	VLR Measurement Function .....	84
		B.5.1.1 Attempted MS memory available notifications.....	84
		B.5.1.2 Successful MS memory available notifications.....	85
		B.5.1.3 Attempted Identification requests to PVLRs .....	85
		B.5.1.4 Successful Identification requests to PVLRs .....	85
		B.5.1.5 Attempted page requests.....	85
		B.5.1.6 Successful page requests .....	86
		B.5.1.7 Attempted page requests per Location Area .....	86
		B.5.1.8 Successful page requests per Location Area .....	86
		B.5.1.9 Attempted requests for Authentication sets sent to HLR by VLRs .....	86
		B.5.1.10 Successful received Authentication sets from HLR to VLRs.....	87
		B.5.1.11 Empty responses to request for Authentication sets from HLR to VLRs.....	87
		B.5.1.12 Attempted authentication procedures in VLR .....	87
		B.5.1.13 Successful authentication procedures in the VLR .....	88
		B.5.1.14 Attempted intra-VLR Location Updates .....	88
		B.5.1.15 Successful intra-VLR Location Updates .....	88
		B.5.1.16 Attempted inter-VLR Location Updates .....	89
		B.5.1.17 Successful inter-VLR Location Updates .....	89
		B.5.1.18 Arrivals of Visitors from other PLMNs.....	89
B.6		Measurements Related to the EIR .....	90
	B.6.1	EIR Measurement Function .....	90
		B.6.1.1 Number of received IMEI check requests.....	90
		B.6.1.2 Number of white answers in EIR .....	90
		B.6.1.3 Number of grey answers in EIR.....	90
		B.6.1.4 Number of black answers in EIR .....	91
		B.6.1.5 Number of unknown IMEI answers.....	91
B.7		Measurements Related to the SMS IWMSC/GMSC .....	91
	B.7.1	SMS Measurement Function.....	91

B.7.1.1	Attempted mobile originating SM Forwarding .....	91
B.7.1.2	Successful mobile originating SM Forwarding .....	92
B.7.1.3	Attempted Mobile Terminating SM Forwarding .....	92
B.7.1.4	Successful Mobile Terminating SM Forwarding .....	92
Annex C (Normative): Performance Measurement Object Model .....		93
C.1	Measurement Managed Object Classes .....	94
C.1.1	object class from CCITT ISO .....	94
C.1.2	bscMeasurementFunction .....	94
C.1.3	cellMeasurementFunction .....	94
C.1.4	internalHdoMeasurementFunction .....	95
C.1.5	mscMeasurementFunction .....	96
C.1.6	externalHdoMeasurementFunction .....	97
C.1.7	hlrMeasurementFunction .....	98
C.1.8	vlrMeasurementFunction .....	98
C.1.9	eirMeasurementFunction .....	99
C.1.10	smsMeasurementFunction .....	99
C.2	Measurement Package Definitions .....	100
C.2.1	General Measurement Function Packages .....	100
C.2.1.1	basicMeasurementFunctionPackage .....	100
C.2.2	BSC Measurement Function Related Packages .....	100
C.2.2.1	requestForServicePackage .....	100
C.2.2.2	requestForServicePerCausePackage .....	100
C.2.2.3	interArrivalTimePackage .....	100
C.2.2.4	pagingMessagePerBSCPackage .....	101
C.2.2.5	immediateAssignmentProceduresPerBSCPackage .....	101
C.2.2.6	internalHandoversIntraCellPerBSCPackage .....	101
C.2.2.7	internalHandoversPerBSCPackage .....	101
C.2.2.8	internalHandoversPerCausePackage .....	101
C.2.2.9	internalHandoverFailuresPerBSCPackage .....	102
C.2.3	CELL Measurement Function Related Packages .....	102
C.2.3.1	pchagchQueuePackage .....	102
C.2.3.2	pagingMessagePackage .....	102
C.2.3.3	immediateAssignmentProceduresPackage .....	102
C.2.3.4	immediateAssignmentProceduresPerCausePackage .....	102
C.2.3.5	pageDiscardPackage .....	103
C.2.3.6	durationOfPagingProceduresPackage .....	103
C.2.3.7	tchAvailablePackage .....	103
C.2.3.8	tchBusyPackage .....	103
C.2.3.9	idleTCHsPerInterferenceBandPackage .....	103
C.2.3.10	tchSeizuresPackage .....	104
C.2.3.11	tchAllocatedTimePackage .....	104
C.2.3.12	tchBusyTimePackage .....	104
C.2.3.13	tchQueuePackage .....	104
C.2.3.14	lostRadioLinksPerTCHPackage .....	104
C.2.3.15	sdccchAvailablePackage .....	104
C.2.3.16	sdccchBusyPackage .....	105
C.2.3.17	sdccchSeizuresPackage .....	105
C.2.3.18	sdccchAllocatedTimePackage .....	105
C.2.3.19	sdccchQueuePackage .....	105
C.2.3.20	lostRadioLinksPerSDCCHPackage .....	105
C.2.3.21	downlinkPowerControlPackage .....	105
C.2.3.22	uplinkPowerControlPackage .....	106
C.2.3.23	internalHandoversIntraCellPackage .....	106
C.2.3.24	incomingInternalInterCellHandoversPackage .....	106
C.2.3.25	outgoingInternalInterCellHandoversPackage .....	106
C.2.3.26	internalHandoverFailurePackage .....	106
C.2.4	internal HDO Measurement Function Related Packages .....	107
C.2.4.1	incomingInternalInterCellPerCellHandoversPackage .....	107
C.2.4.2	outgoingInternalInterCellPerCellHandoversPackage .....	107
C.2.5	MSC Measurement Function Related Packages .....	107

C.2.5.1	classMarkPackage .....	107
C.2.5.2	mobileOriginatingCallsPackage.....	107
C.2.5.3	mobileTerminatingCallsPackage .....	107
C.2.5.4	mobileEmergencyCallsPackage .....	108
C.2.5.5	cipheringModePackage .....	108
C.2.5.6	interrogatingHLRPackage.....	108
C.2.5.7	mobileOriginatingPointToPointSMPackage .....	108
C.2.5.8	mobileTerminatingPointToPointSMPackage .....	108
C.2.5.9	imeiRequestPackage.....	109
C.2.5.10	whiteAnswersInMSCPackage.....	109
C.2.5.11	greyAnswersInMSCPackage .....	109
C.2.5.12	blackAnswersInMSCPackage .....	109
C.2.5.13	unknownIMEIAnswersInMSCPackage .....	109
C.2.5.14	callSetupServicePackage .....	109
C.2.5.15	locationUpdatingServicePackage .....	110
C.2.5.16	subscriberIdentifiedWithTMSIPackage .....	110
C.2.5.17	subscriberIdentifiedWithIMSIPackage.....	110
C.2.5.18	tmsiReallocationsPackage .....	110
C.2.5.19	imsiDetachProceduresPackage .....	110
C.2.5.20	incomingExternalIntraMSCHandoversPackage .....	111
C.2.5.21	outgoingExternalIntraMSCHandoversPackage .....	111
C.2.5.22	incomingInterMSCHandoversPackage.....	111
C.2.5.23	outgoingInterMSCHandoversPackage .....	111
C.2.5.24	subsequentInterMSCHandoversToMACaPackage .....	111
C.2.5.25	subsequentInterMSCHandoversToMACcPackage .....	112
C.2.5.26	externalHandoversPackage.....	112
C.2.5.27	externalHandoversPerCausePackage .....	112
C.2.5.28	externalHandoverFailurePerMSCPackage.....	112
C.2.6	external HDO Measurement Function Related Packages .....	112
C.2.6.1	incomingExternalIntraMSCHandoversPerCellPackage.....	112
C.2.6.2	outgoingExternalIntraMSCHandoversPerCellPackage .....	113
C.2.6.3	incomingExternalInterMSCHandoversPerCellPackage.....	113
C.2.6.4	outgoingExternalInterMSCHandoversPerCellPackage .....	113
C.2.7	HLR Measurement Function Related Packages .....	113
C.2.7.1	msRoamingOutsideHPLMNPackage .....	113
C.2.7.2	authenticationSetsHLRToVLRPackage.....	113
C.2.7.3	insertSubscriberDataServicePackage .....	114
C.2.7.4	locationUpdatePackage.....	114
C.2.7.5	ssRelatedOperationsInHLRPackage .....	114
C.2.7.6	requestForSMRoutingPackage.....	114
C.2.7.7	smDeliveryStatusReportProceduresPackage .....	114
C.2.7.8	sendAlertsPackage.....	115
C.2.7.9	requestForMSRNPackage.....	115
C.2.8	VLR Measurement Function Related Packages .....	115
C.2.8.1	msMemoryAvailableNotificationsPackage.....	115
C.2.8.2	identificationRequestToPVLRPackage.....	115
C.2.8.3	pageRequestPackage .....	115
C.2.8.4	pageRequestPerLocationAreaPackage.....	116
C.2.8.5	authenticationSetsVLRToHLRPackage.....	116
C.2.8.6	authenticationInVLRPackage .....	116
C.2.8.7	intraVLRLocationUpdatePackage.....	116
C.2.8.8	interVLRLocationUpdatePackage.....	116
C.2.8.9	visitorsFromOtherPLMNPackage .....	117
C.2.9	EIR Measurement Function Related Packages .....	117
C.2.9.1	receivedIMEIcheckRequestPackage.....	117
C.2.9.2	whiteAnswersInEIRPackage.....	117
C.2.9.3	greyAnswersInEIRPackage .....	117
C.2.9.4	blackAnswersInEIRPackage .....	117
C.2.9.5	unknownIMEIAnswersInEIRPackage .....	117
C.2.10	SMS Measurement Function Related Packages .....	118
C.2.10.1	mobileOriginatingSMForwardingPackage .....	118
C.2.10.2	mobileTerminatingSMForwardingPackage.....	118



C.3	Measurement Attribute Definitions .....	119
C.3.1	General Measurement Function Related Attributes.....	119
	C.3.1.1 measurementFunctionId .....	119
	C.3.1.2 observedCell .....	119
	C.3.1.3 adjacentCell.....	119
C.3.2	BSC Measurement Function Related Attributes .....	119
	C.3.2.1 unsuccReqsForService .....	119
	C.3.2.2 unsuccReqsForServicePerCause .....	120
	C.3.2.3 meanInterArrivalTime .....	120
	C.3.2.4 attTransOfPagingMessagesPerBSC.....	120
	C.3.2.5 unsuccTransOfPagingMessagesPerBSC .....	120
	C.3.2.6 attImmediateAssingProcsPerBSC .....	120
	C.3.2.7 succImmediateAssingProcsPerBSC .....	120
	C.3.2.8 succInternalHDOsIntraCellPerBSC.....	121
	C.3.2.9 unsuccInternalHDOsIntraCellPerBSC.....	121
	C.3.2.10 succInternalHDOsPerBSC .....	121
	C.3.2.11 succInternalHDOsPerCause .....	121
	C.3.2.12 unsuccInternalHDOsWithReconnectionPerBSC.....	121
	C.3.2.13 unsuccInternalHDOsWithLossOfConnectionPerBSC .....	121
C.3.3	CELL Measurement Function Related Attributes .....	122
	C.3.3.1 meanPCHAGCHQueueLength.....	122
	C.3.3.2 attTransOfPagingMessagesThePCH.....	122
	C.3.3.3 unsuccTransOfPagingMessagesThePCH .....	122
	C.3.3.4 attImmediateAssingProcs .....	122
	C.3.3.5 succImmediateAssingProcs .....	122
	C.3.3.6 attImmediateAssingProcsPerCause .....	122
	C.3.3.7 succImmediateAssingProcsPerCause .....	123
	C.3.3.8 nbrOfPagesDiscardedFromPCHQueue .....	123
	C.3.3.9 meanDurationOfSuccPagingProcs .....	123
	C.3.3.10 nbrOfAvailableTCHs.....	123
	C.3.3.11 meanNbrOfBusyTCHs .....	123
	C.3.3.12 maxNbrOfBusyTCHs.....	123
	C.3.3.13 meanNbrOfIdleTCHsPerInterferenceBand .....	124
	C.3.3.14 attTCHSeizures .....	124
	C.3.3.15 succTCHSeizures.....	124
	C.3.3.16 attTCHSeizuresMeetingTCHBlockedState.....	124
	C.3.3.17 allAvailableTCHAllocatedTime .....	124
	C.3.3.18 meanTCHBusyTime .....	124
	C.3.3.19 meanTCHQueueLength .....	125
	C.3.3.20 nbrOfLostRadioLinksTCH .....	125
	C.3.3.21 nbrOfAvailableSDCCHs .....	125
	C.3.3.22 meanNbrOfBusySDCCHs .....	125
	C.3.3.23 maxNbrOfBusySDCCHs .....	125
	C.3.3.24 attSDCCHSeizuresMeetingSDCCHBlockedState.....	125
	C.3.3.25 allAvailableSDCCHAllocatedTime.....	126
	C.3.3.26 meanSDCCHQueueLength .....	126
	C.3.3.27 nbrOfLostRadioLinksSDCCH .....	126
	C.3.3.28 relativeTimeDLPowerControlAtMax .....	126
	C.3.3.29 relativeTimeULPowerControlAtMax .....	126
	C.3.3.30 succInternalHDOsIntraCell.....	126
	C.3.3.31 unsuccInternalHDOsIntraCell.....	127
	C.3.3.32 attIncomingInternalInterCellHDOs.....	127
	C.3.3.33 succIncomingInternalInterCellHDOs .....	127
	C.3.3.34 attOutgoingInternalInterCellHDOs.....	127
	C.3.3.35 succOutgoingInternalInterCellHDOs .....	127
	C.3.3.36 unsuccHDOsWithReconnection.....	127
	C.3.3.37 unsuccHDOsWithLossOfConnection .....	128
C.3.4	internal HDO Measurement Function Related Attributes.....	128
	C.3.4.1 attIncomingInternalInterCellHDOsPerOriginatingCell .....	128
	C.3.4.2 succIncomingInternalInterCellHDOsPerOriginatingCell.....	128
	C.3.4.3 attOutgoingInternalInterCellHDOsPerTargetCell .....	128
	C.3.4.4 succOutgoingInternalInterCellHDOsPerTargetCell.....	128
C.3.5	MSC Measurement Function Related Attributes .....	129

C.3.5.1	nbrOfClassMarkUpdates .....	129
C.3.5.2	attMobileOriginatingCalls .....	129
C.3.5.3	succMobileOriginatingCalls .....	129
C.3.5.4	ansMobileOriginatingCalls .....	129
C.3.5.5	attMobileTerminatingCalls .....	129
C.3.5.6	succMobileTerminatingCalls.....	129
C.3.5.7	ansMobileTerminatingCalls .....	130
C.3.5.8	attMobileEmergencyCalls .....	130
C.3.5.9	succMobileEmergencyCalls.....	130
C.3.5.10	ansMobileEmergencyCalls .....	130
C.3.5.11	attCipherringModeControlProcs.....	130
C.3.5.12	succCipherringModeControlProcs .....	130
C.3.5.13	attInterrogationOfHLRsForRouting .....	131
C.3.5.14	succInterrogationOfHLRsMSRNObtained .....	131
C.3.5.15	succInterrogationOfHLRsCallForwarding .....	131
C.3.5.16	attOpForMobileOriginatingPointToPointSMs .....	131
C.3.5.17	succOpForMobileOriginatingPointToPointSMs .....	131
C.3.5.18	attOpForMobileTerminatingPointToPointSMs .....	131
C.3.5.19	succOpForMobileTerminatingPointToPointSMs.....	132
C.3.5.20	nbrOfTransCheckIMEIRequests.....	132
C.3.5.21	nbrOfWhiteAnsInMSC .....	132
C.3.5.22	nbrOfGreyAnsInMSC.....	132
C.3.5.23	nbrOfBlackAnsInMSC.....	132
C.3.5.24	nbrOfUnknownIMEIAnsInMSC .....	132
C.3.5.25	meanTimeToCallSetupService .....	133
C.3.5.26	meanTimeToLocationUpdateService .....	133
C.3.5.27	transSubIdentifiedWithTMSI.....	133
C.3.5.28	transSubIdentifiedWithIMSI .....	133
C.3.5.29	attTMSIReallocations.....	133
C.3.5.30	succTMSIReallocations .....	133
C.3.5.31	imsiDetachProcs.....	134
C.3.5.32	imsiAttachProcs.....	134
C.3.5.33	attIncomingExternalIntraMSCHDOs.....	134
C.3.5.34	succIncomingExternalIntraMSCHDOs .....	134
C.3.5.35	attOutgoingExternalIntraMSCHDOs.....	134
C.3.5.36	succOutgoingExternalIntraMSCHDOs .....	134
C.3.5.37	attIncomingInterMSCHDOs .....	135
C.3.5.38	succIncomingInterMSCHDOs.....	135
C.3.5.39	attOutgoingInterMSCHDOs .....	135
C.3.5.40	succOutgoingInterMSCHDOs.....	135
C.3.5.41	attSubsequentInterMSCHDOsMSCa.....	135
C.3.5.42	succSubsequentInterMSCHDOsMSCa .....	135
C.3.5.43	attSubsequentInterMSCHDOsMSCc.....	136
C.3.5.44	succSubsequentInterMSCHDOsMSCc .....	136
C.3.5.45	externalHDOs .....	136
C.3.5.46	externalHDOsPerCause .....	136
C.3.5.47	unsuccExternHDOsWithReconnectionPerMSC .....	136
C.3.5.48	unsuccExternHDOsWithLossOfConnectionPerMSC .....	136
C.3.6	external HDO Measurement Function Related Attributes.....	137
C.3.6.1	attIncomingExternalIntraMSCHDOsPerOriginatingCell.....	137
C.3.6.2	succIncomingExternalIntraMSCHDOsPerOriginatingCell .....	137
C.3.6.3	attOutgoingExternalIntraMSCHDOsPerTargetCell.....	137
C.3.6.4	succOutgoingExternalIntraMSCHDOsPerTargetCell .....	137
C.3.6.5	attIncomingInterMSCHDOsPerOriginatingCell.....	137
C.3.6.6	succIncomingInterMSCHDOsPerOriginatingCell .....	137
C.3.6.7	attOutgoingInterMSCHDOsPerTargetCell .....	138
C.3.6.8	succOutgoingInterMSCHDOsPerTargetCell .....	138
C.3.7	HLR Measurement Function Related Attributes.....	138
C.3.7.1	nbrOfCurrentMSsRoamingOutsideHPLMN .....	138
C.3.7.2	attReqForAuthSetsReceivedByHLRFromVLRs.....	138
C.3.7.3	succReturnedAuthSetsFromHLRToVLRs .....	138
C.3.7.4	emptyResponsesForAuthSetsFromHLRToVLRs .....	138
C.3.7.5	attInsertSubDataService.....	139

C.3.7.6	succInsertSubDataService .....	139
C.3.7.7	attLocationUpdate .....	139
C.3.7.8	succLocationUpdate .....	139
C.3.7.9	attSSRelatedOperationsInHLR .....	139
C.3.7.10	succSSRelatedOperationsInHLR .....	139
C.3.7.11	attReqForSMRoutingInfo .....	140
C.3.7.12	succReqForSMRoutingInfo .....	140
C.3.7.13	attSMDeliveryStatusReportProcs .....	140
C.3.7.14	succSMDeliveryStatusReportProcs .....	140
C.3.7.15	attNbrOfSendAlerts .....	140
C.3.7.16	succNbrOfSendAlerts .....	140
C.3.7.17	attReqForMSRN .....	141
C.3.7.18	succReqForMSRN .....	141
C.3.8	VLR Measurement Function Related Attributes .....	141
C.3.8.1	attMSMemoryAvailableNotifications .....	141
C.3.8.2	succMSMemoryAvailableNotifications .....	141
C.3.8.3	attIdentificationReqToPVLRs .....	141
C.3.8.4	succIdentificationReqToPVLRs .....	141
C.3.8.5	attPageReqs .....	142
C.3.8.6	succPageReqs .....	142
C.3.8.7	attPageReqsPerLocationArea .....	142
C.3.8.8	succPageReqsPerLocationArea .....	142
C.3.8.9	attReqForAuthSetsSentToHLR .....	142
C.3.8.10	succReceivedAuthSetsFromHLR .....	142
C.3.8.11	emptyResponsesForAuthFromHLR .....	143
C.3.8.12	attAuthProcsInVLR .....	143
C.3.8.13	succAuthProcsInVLR .....	143
C.3.8.14	attIntraVLRLocationUpdates .....	143
C.3.8.15	succIntraVLRLocationUpdates .....	143
C.3.8.16	attInterVLRLocationUpdates .....	143
C.3.8.17	succInterVLRLocationUpdates .....	144
C.3.8.18	arrivalOfVisitorsFromOtherPLMNs .....	144
C.3.9	EIR Measurement Function Related Attributes .....	144
C.3.9.1	nbrOfReceivedIMEICheckReqs .....	144
C.3.9.2	nbrOfWhiteAnsInEIR .....	144
C.3.9.3	nbrOfGreyAnsInEIR .....	144
C.3.9.4	nbrOfBlackAnsInEIR .....	144
C.3.9.5	nbrOfUnknownIMEIAnsInEIR .....	145
C.3.10	SMS Measurement Function Related Attributes .....	145
C.3.10.1	attMobileOriginatingSMForwardings .....	145
C.3.10.2	succMobileOriginatingSMForwardings .....	145
C.3.10.3	attMobileTerminatingSMForwardings .....	145
C.3.10.4	succMobileTerminatingSMForwardings .....	145
C.4	Name Bindings .....	146
C.4.1	BSS Name Binding .....	146
C.4.1.1	simpleScanner-bssFunction .....	146
C.4.2	BSC Name Binding .....	146
C.4.2.1	bscMeasurementFunction-bsc .....	146
C.4.3	BTS Name Binding .....	146
C.4.3.1	cellMeasurementFunction-bts .....	146
C.4.3.2	internalHdoMeasurementFunction-bts .....	146
C.4.4	MSC Name Binding .....	147
C.4.4.1	mscMeasurementFunction-mscFunction .....	147
C.4.4.2	externalHdoMeasurementFunction-mscFunction .....	147
C.4.4.3	simpleScanner-mscFunction .....	147
C.4.5	HLR Name Binding .....	147
C.4.5.1	hlrMeasurementFunction-hlrFunction .....	147
C.4.5.2	simpleScanner-hlrFunction .....	148
C.4.6	VLR Name Binding .....	148
C.4.6.1	vlrMeasurementFunction-vlrFunction .....	148
C.4.6.2	simpleScanner-vlrFunction .....	148
C.4.7	EIR Name Binding .....	148

	C.4.7.1	eirMeasurementFunction-eirFunction .....	148
	C.4.7.2	simpleScanner-eirFunction .....	149
C.4.8		SMS Name Binding .....	149
	C.4.8.1	smsMeasurementFunction-smsGIWFunction .....	149
	C.4.8.2	simpleScanner-smsGIWFunction .....	149
C.5		Behaviour Definitions .....	150
	C.5.1	simple scanner behaviour .....	150
	C.5.2	general measurement function behaviour .....	150
	C.5.3	general measurement package behaviour .....	150
	C.5.4	general measurement attribute behaviour .....	150
C.6		Abstract syntax definitions .....	151
Annex D (Normative):		Data Transfer Requirements .....	154
D.1		Data Transfer Requirements .....	154
	D.1.1	General .....	154
D.2		Object Model .....	154
	D.2.1	Managed Object Classes .....	154
		D.2.1.1 "Recommendation X.721: 1992": log .....	154
		D.2.1.2 "Recommendation X.738: 1993": scanReportRecord .....	154
	D.2.2	Name Bindings .....	154
		D.2.2.1 log-managedElement .....	154
		D.2.2.2 scanReportRecord-log .....	154
Annex E (Informative):		Non Standardised Measurements of Interest to PLMN Management .....	156
E.1		Measurement Related to the BSC .....	156
	E.1.1	BSC Measurement Function .....	156
E.2		Measurement Related to the BTS .....	156
	E.2.1	BTS Measurement Function .....	156
	E.2.2	CELL Measurement Function .....	156
	E.2.3	Internal HDO Measurement Function .....	156
E.3		Measurement Related to the MSC .....	157
	E.3.1	MSC Measurement Function .....	157
		E.3.1.1 Attempted Mobile to Mobile Calls .....	157
		E.3.1.2 Successful Mobile to Mobile Calls .....	157
		E.3.1.3 Answered Mobile to Mobile Calls .....	157
		E.3.1.4 Attempted Mobile to Land Calls .....	157
		E.3.1.5 Successful Mobile to Land Calls .....	157
		E.3.1.6 Answered Mobile to Land Calls .....	157
		E.3.1.7 Attempted Land to Mobile Calls .....	157
		E.3.1.8 Successful Land to Mobile Calls .....	157
		E.3.1.9 Answered Land to Mobile Calls .....	157
		E.3.1.10 Mean Holding Time of Calls .....	158
	E.3.2	External HDO Measurement Function .....	158
E.4		Measurements related to the HLR .....	159
	E.4.1	HLR Measurement Function .....	159
		E.4.1.1 Instantaneous number of HLR subscribers .....	159
		E.4.1.2 Barred subscribers in the HLR .....	159
		E.4.1.3 Bearer service indication .....	159
		E.4.1.4 SS operation indication .....	159
		E.4.1.5 Attempted requests for Authentication sets from the AUC by the HLR .....	159
		E.4.1.6 Successful returned Authentication sets from the AUC to the HLR .....	159
E.5		Measurements related to the VLR .....	160
	E.5.1	VLR Measurement Function .....	160
		E.5.1.1 Subscribers from other PLMNs registered in the VLR .....	160

E.5.1.2	Number of roamers in the VLR .....	160
E.6	Measurements related to the EIR .....	160
E.7	Measurements related to the SMS-IWMSC/GMSC .....	160
E.8	Performance Measurements on non-specific GSM Objects .....	160
E.8.1	Measurements related to a PCM system.....	160
E.8.2	Measurements related to MTP .....	160
E.8.3	Measurements related to SCCP and TCAP .....	160
E.8.4	Measurements related to ISUP.....	160
Annex F (informative):	Index of Measurement Attribute Names.....	161
Annex G (informative):	Bibliography .....	164
History.....		165

Blank page

## Foreword

This European Telecommunication Standard (ETS) has been produced by the Special Mobile Group (SMG) Technical Committee of the European Telecommunications Standards Institute (ETSI).

This ETS describes the requirements for the management of performance measurements and the collection of performance measurement data across a PLMN within the Digital cellular telecommunications system. This ETS corresponds to GSM technical specification, GSM 12.04, version 4.3.1.

NOTE: TC-SMG has produced documents which give technical specifications for the implementation of the Digital cellular telecommunications system. Historically, these documents have been identified as GSM Technical Specifications (GSM-TSs). These specifications may subsequently become I-ETs (Phase 1), or European Telecommunication Standards (ETs)(Phase 2), whilst others may become ETSI Technical Reports (ETRs). These ETSI-GSM Technical Specifications are, for editorial reasons, still referred to in this ETS.

<b>Transposition dates</b>	
Date of adoption of this ETS:	31 August 1996
Date of latest announcement of this ETS (doa):	30 November 1996
Date of latest publication of new National Standard or endorsement of this ETS (dop/e):	31 May 1997
Date of withdrawal of any conflicting National Standard (dow):	31 May 1997

## Introduction

### General

This European Telecommunication Standard (ETS) is part of a set of ETs which describe the requirements and information model necessary for the standardised Operation, Administration and Maintenance (OA&M) of a multi-vendor PLMN.

During the lifetime of a PLMN, its logical and physical configuration will undergo changes of varying degrees and frequencies in order to optimise the utilisation of the PLMN resources. These changes will be executed through PLMN configuration management activities and/or network engineering, see GSM 12.06 [10].

Many of the activities involved in the daily operation and future network planning of a PLMN require data on which to base decisions. This data refers to the load carried by the PLMN and the grade of service offered. In order to produce this data performance measurements are executed in the NEs which comprise the PLMN. The data can then be transferred to an external system, e.g. an Operations System (OS) in TMN terminology, for further evaluation. The purpose of this ETS is to describe the mechanisms involved in the collection of the data and the normalisation of the data itself.

Blank page



## 1 Scope

This European Telecommunication Standard (ETS) describes the requirements for the management of performance measurements and the collection of performance measurement data across a Public Land Mobile Network (PLMN). It defines the administration of measurement schedules, the generation of measurement results in the Network Elements (NEs) and the transfer of these results to the Operations System (OS). It also describes how the various requirements can be modelled as part of the generic PLMN information model.

A set of measurements available for collection by NEs are described in annex B, effort has been made to ensure consistency in the definition of measurements between different NEs.

The following is beyond the scope ETS, and therefore this ETS does not describe:

- how the data, once accumulated and collected, could or should be processed, stored, or presented to an end user;
- the information which may be obtained through the collection and processing of call or event related records which have been produced by the NEs primarily for the purpose of raising bills and other charges.

The management requirements have been derived from existing telecommunications operations experience. The management definitions were then derived from other standardisation work so as to minimise the re-invention factor. References are given as appropriate.

The objectives of this standardisation are: to normalise the description of each measurement; and to produce a common description of the management technique for result accumulation and transmission across a management interface. The normalisation is intended to result in comparability of measurement data produced in a multi-vendor PLMN.

As far as possible, existing standardisation in the area of performance management has been re-used and enhanced where particular requirements, peculiar to the mobile telephony environment, have been recognised.

### Field of application

This ETS considers all aspects of performance management for a PLMN and its NEs defined in the GSM core Technical Specifications. However, only those aspects which are GSM specific and particular to PLMN operation are included in this ETS. Other performance measurement aspects of described NEs and performance measurement aspects of NEs not described by the GSM core Technical Specifications are included for information purposes in annex E or may be found in referenced documents.

### 1.1 Normative references

This ETS incorporates by dated or undated reference, provisions from other publications. These normative references are cited at the appropriate places in the text and the publications are listed hereafter. For dated references subsequent amendments to, or revisions of, any of these publications apply to this ETS only when incorporated in it by amendment or revision. For undated references the latest edition of the publication referred to applies.

- |     |  |
|-----|--|
| [1] | GSM 02.16 (ETS 300 508): "Digital cellular telecommunication system (Phase 2); International Mobile station Equipment Identities (IMEI)".                          |
| [2] | GSM 04.08 (ETS 300 557): "Digital cellular telecommunication system (Phase 2); Mobile radio interface layer 3 specification".                                      |
| [3] | GSM 04.11 (ETS 300 559): "Digital cellular telecommunication system (Phase 2); Point-to-Point (PP) Short Message Service (SMS) support on mobile radio interface". |
| [4] | GSM 05.08 (ETS 300 578): "Digital cellular telecommunication system (Phase 2); Radio subsystem link control".  |

- [5] GSM 08.08 (ETS 300 590): "Digital cellular telecommunication system (Phase 2); Mobile Switching Centre - Base Station System (MSC - BSS) interface Layer 3 specification".
- [6] GSM 08.58 (ETS 300 596): "Digital cellular telecommunication system (Phase 2); Base Station Controller - Base Transceiver Station (BSC - BTS) interface Layer 3 specification".
- [7] GSM 09.02 (ETS 300 599): "Digital cellular telecommunication system (Phase 2); Mobile Application Part (MAP) specification".
- [8] GSM 12.00 (ETS 300 612-1): "Digital cellular telecommunication system (Phase 2); Objectives and structure of Network Management (NM)".
- [9] GSM 12.01 (ETS 300 612-2): "Digital cellular telecommunication system (Phase 2); Common aspects of GSM Network Management (NM)".
- [10] GSM 12.06 (ETS 300 617): "Digital cellular telecommunication system (Phase 2); GSM Network Configuration Management".
- [11] GSM 12.30 (ETR 128): "Digital cellular telecommunication system (Phase 2); ETSI Object Identifier tree; Common domain; Mobile domain; Operation and Maintenance (O&M), managed object registration definition".
- [12] CCITT Recommendation E.880: "Field data collection and evaluation on the performance of equipment, network and services".
- [13] CCITT Recommendation X.710: "Common management information service definition for CCITT applications".
- [14] CCITT Recommendation X.721: "Information technology - Open Systems Interconnection - Structure of management information: Definition of management information".
- [15] CCITT Recommendation X.730: "Information technology - Open Systems Interconnection - Systems Management: Object management function".
- [16] CCITT Recommendation X.731: "Information technology - Open Systems Interconnection - Systems Management: State management function".
- [17] CCITT Recommendation X.734: "Information technology - Open Systems Interconnection - Systems Management: Event report management function".
- [18] CCITT Recommendation X.735: "Information technology - Open Systems Interconnection - Systems Management: Log control function".
- [19] CCITT Recommendation X.738: "Information technology - Open Systems Interconnection - Systems management: Summarization function".
- [20] CCITT Recommendation X.739: "Information technology - Open Systems Interconnection - Systems Management: Metric objects and attributes".
- [21] ISO 8571: "File Transfer, Access and Management".

## 1.2 Abbreviations

For the purposes of this ETS the following abbreviations apply.

AGCH	Access Grant Channel
AuC	Authentication Centre
BSC	Base Station Controller
BSS	Base Station System
BSSAP	BSS Application Part
BTS	Base Transceiver Station
CBCH	Cell Broadcast Channel
CCCH	Common Control Channel
CCITT	The International Telegraph and Telephone Consultative Committee
CMIP	Common Management Information Protocol
CMIS	Common Management Information Service
CMISE	Common Management Information Service Element
DCCH	Dedicated Control Channel
DCN	Data Communication Network
EIR	Equipment Identity Register
ETSI	European Telecommunications Standards Institute
FACCH	Fast Associated Control Channel
FTAM	File Transfer Access and Management
GMSC	Gateway Mobile Services Switching Centre
HLR	Home Location Register
HO	Handover
HPLMN	Home PLMN
IMEI	International Mobile Equipment Identity
IMSI	International Mobile Subscriber Identity
ISDN	Integrated Service Digital Network
ISO	International Standards Organisation
LR	Location Register
MMI	Man-Machine Interface
MML	Man-Machine Language

MOC	Managed Object Class
MOI	Managed Object Instance
MS	Mobile Station
MSC	Mobile Services Switching Centre
MSRN	Mobile Subscriber Roaming Number
MTP	Message Transfer Part
NE	Network Element
NMC	Network Management Centre
NSS	Network Sub System (including EIR, HLR, SMS-IWMSC, MSC and VLR)
OACSU	Off Air Call Set Up
OA&M	Operation, Administration and Maintenance
OMAP	(CCITT) Operations, Maintenance and Administration Part
OMC	Operations and Maintenance Centre
OS	Operations System
OSI	Open System Interconnection
O&M	Operations and Maintenance
PCH	Paging Channel
PLMN	Public Land Mobile Network (including BSS and NSS)
PM	Performance Management
PVLR	Previous VLR
QOS	Quality of Service
RACH	Random Access Channel
Rec.	Recommendation
Ref.	Reference
RF	Radio Frequency
RR	Radio Resource
RXLEV	Reception Level
RXQUAL	Reception Quality
ROSE	Remote Operation Service Element
SACCH	Slow Associated Control Channel
SDCCH	Stand alone Dedicated Control Channel

SCCP	(CCITT) Signalling Connection Control Part
SMS-IWMSC	Short Message Service Inter Working MSC
Spec.	Specification
SS	Supplementary Service
TCAP	(CCITT) Transaction Capabilities Application Part
TCH	Traffic Channel
TMSI	Temporary Mobile Subscriber Identity
TMN	Telecommunications Management Network
TS	Technical Specification
VLR	Visitors Location Register

## 2 Performance measurement concept

Any evaluation of PLMN system behaviour will require performance data collected and recorded by its NEs according to a schedule established by the OS. This aspect of the management environment is termed Performance Management. The purpose of any performance management activity is to collect data which can be used to verify the physical and logical configuration of the PLMN and to localise potential problems as early as possible. The type of data to be collected is defined by the equivalent measurements, refer to annex B. This ETS concentrates on the requirements of PLMN management to produce this data. Any management actions performed at the OS subsequently to analyse the performance data are not considered in this ETS.

Data is required to be produced by the NEs to support the following areas of performance evaluation:

- traffic levels within the PLMN, including the level of both the user traffic and the signalling traffic;
- verification of the network configuration;
- resource access measurements;
- Quality of Service (e.g. delays during call set-up); and
- resource availability (e.g. the recording of begin and end times of service unavailability).

The production of the measurement data by the NEs also needs to be administered by the OS. Several phases of administration of performance measurements can be distinguished:

- the management of the performance measurement collection process;
- the generation of performance measurement results;
- the local storage of measurement results in the NE;
- the transfer of measurement results from the NE to an OS; and
- the storage, preparation and presentation of results to the operating personnel.

It is not the task of this ETS to describe the last phase mentioned above, viz. the preparation and presentation of the results to operating personnel: this is regarded as being specific to each PLMN Operator.

### 2.1 Measurement data requirements

This subclause describes the typical requirements for performance data to be produced by the NEs which comprise a PLMN. It is important to note that an actual measurement value collected from the PLMN may be used to satisfy requirements in more than one category of measurement as described below.

### **2.1.1 Traffic measurements**

Traffic measurements provide the data from which, among other uses, the planning and operation of the network can be carried out.

The types of traffic evaluations for which PLMN specific measurements may be used include:

- traffic load on the radio interface (signalling and user traffic);
- usage of resources within the network nodes;
- user activation and use of Supplementary services, etc.

Examples of measured values may include:

- Pages per Location area per hour;
- Busy Hour Call Attempts per BSC, MSC;
- Handovers per BSC per hour, etc.

### **2.1.2 Network configuration evaluation**

Once a network plan, or changes to a network plan, have been implemented it is important to be able to evaluate the effectiveness of the plan or planned changes. Typically, the measurements required to support this activity will indicate the traffic levels with particular relevance to the way the traffic uses the network.

### **2.1.3 Resource access**

For accurate evaluation of resource access, each count would need to be produced for regular time intervals across the network, or for a comparable part of the network.

### **2.1.4 Quality Of Service (QOS)**

The user of a PLMN views the provided service from outside the network. That perception can be described in observed QOS terms. QOS can indicate the PLMN performance expected to be experienced by the user, for further detail see CCITT Recommendation E.880 [12].

### **2.1.5 Resource availability**

The availability performance is dependent on the defined objectives, i.e. the availability performance activities carried out during the different phases of the life cycle of the system, and on the physical and administrative conditions, for further detail see CCITT Recommendation E.880 [12].

## **2.2 Measurement administration**

The range of measurements which will be available from the NEs are expected to cover all of the requirements described in subclause 2.1. However, not all of these measurements will be required all of the time, from every occurrence, of every relevant NE. With a highly distributed network like a PLMN it is also necessary to gather the measurement data so as to perform consistent analysis of the results and to evaluate the interactions between the NEs.

This subclause describes the requirements for the various areas of administration of measurements.

### 2.2.1 Measurement job administration

Measurement jobs, i.e. the processes which accumulate the data and assemble it for collection and/or inspection, will need to be scheduled for the period or periods for which gathering of data should be performed.

The administration of measurement jobs comprise the following actions:

- 1) create/delete a measurement job;
- 2) modifying a measurement job;
- 3) definition of measurement job scheduling;
- 4) reporting and routing of results (to one or more OSs);
- 5) Suspend/Resume an active measurement job;
- 6) retrieval of information related to measurement jobs.

### 2.2.2 Measurement result collection method

Each measurement job will be collecting result data at a particular frequency, known as the granularity of the measurement.

The measurement data can be collected in each NE of the PLMN in a number of ways:

- cumulative incremental counters triggered by the occurrence of the measured event;
- status inspection (i.e. a mechanism for high frequency sampling of internal counters at pre-defined rates);
- gauges (i.e. high tide mark, low tide mark);
- discrete event registration, where data related to a particular event is captured.

These are described in the following paragraphs.

#### **Cumulative counters:**

The NE maintains a running count of the event being counted.

#### **Status inspection:**

Network elements maintain internal counts for resource management purposes. These counts are read at a predetermined rate, the rate is usually based upon the expected rate of change of the count value.

#### **Gauges:**

Gauges represent dynamic variables that may change in either direction. Gauges can be integer or real valued.

#### **Discrete Event Registration:**

This is a measurement of a specified event where every Nth event would be taken into account. The value of N is dependant on the frequency of occurrence of the event being measured.



### **2.2.3 Local storage of results at the Network Element**

It shall be possible for the NE to retain measurement data it has produced until they are retrieved by the OS. This data will be retained at the NE as an explicit request from the OS. The storage capacity and the duration for which the data will be retained at the NE will be PLMN Operator and implementation dependent.

### **2.2.4 Measurement result transfer**

The results of the measurement job can be forwarded to the OS when available or be stored in the NE and retrieved by the OS when required. Additionally, the measurement result can be retrieved from the NE by the OS on request, this will return the current value of the measurement job with any other related information, but will not affect the scheduled execution of this or any other measurement jobs actively reporting that same data item.

In a network with more than one OS, the data produced may also be required by other OSs, it is, therefore, necessary to support the possibility for multiple destinations for transfer of data.

### **2.2.5 Performance data presentation**

The performance data presentation is considered to be a PLMN Operator concern.

## **2.3 Measurement definition**

This subclause looks at the requirements for the definition of the individual measurements.

### **2.3.1 Nature of the result**

The measurements defined for the PLMN have to be collected in the NEs. As each NE has its own role to play in the provision of the mobile telephony service then each will have a different perspective on the performance of the network. The measurement definitions shall, therefore, contain a description of the intended result of the measurement in terms of what is being measured.

### **2.3.2 Perceived accuracy**

The accuracy of measurements can be seen in three ways:

- whether the result produced represents all occurrences of the defined event;
- whether related measurements produced for the same period refer to the same events; or,
- whether a measurement result refers to the whole or part of a granularity period.

#### **Representation of all occurrences:**

The definition of a measurement needs to accurately reflect which types of events are to be included in the collection of the data. If a general event description can be characterised by several Sub-types then the measurement definition will have to be precise as to which Sub-types are included or specifically excluded from that measurement.

#### **Same period for the same two event:**

Consider two events being counted which refer to the same allocation attempt, falling on either side of a granularity period boundary. i.e. the attempt is counted in one period while the termination with a successful cause is counted in the subsequent period. This will lead to discrepancies appearing in the actual figures when trying to compare attempts and successes for the same period.

The discrepancy may be statistically insignificant if the expected use of the procedure is high. If the expected use is low then it may prove more acceptable to count the procedure termination by causes, e.g. successful termination, unsuccessful termination for all reasons. (If the definition of a measurement refers to specific unsuccessful termination causes then care should be taken to assess whether all causes are

included - the sum of which can provide the total number of unsuccessful termination's - or whether the total is defined as well as the specific causes).

#### **Measurement collection periods:**

A typical measurement collection period can be interrupted by system events.

These interruptions can be one or more of the following:

- failure of the resource;
- failure of procedure being measured;
- resource only becomes available after the measurement period has commenced;
- procedure only becomes available after the measurement period has commenced.

In these cases the measurement result should highlight such interruptions to indicate that the result is suspect. Any actions to be taken subsequently with regards to the usefulness of the data will depend on the circumstances and the requirements of individual PLMN Operators.

#### **2.3.3 Comparability of measurement data**

In a multi-vendor network it can be important to know that measurement data produced by a NE from one supplier is equivalent to the measurement data being produced by the equivalent NE from a another supplier. This is particularly important when analysing data across the whole Network.

The measurement definitions (in annex B), while not being explicit about precisely where a measurement should be performed, shall use a common understanding of the events being measured so as to produce comparable results.

#### **2.3.4 Measurement identification**

In complex Networks it is easy to generate large amounts of performance data. It is essential that all data is recognisable in respect of each request made. As all the required information which can distinguish each request already exists (part of the request), it makes sense to use this information, rather than create anything new.

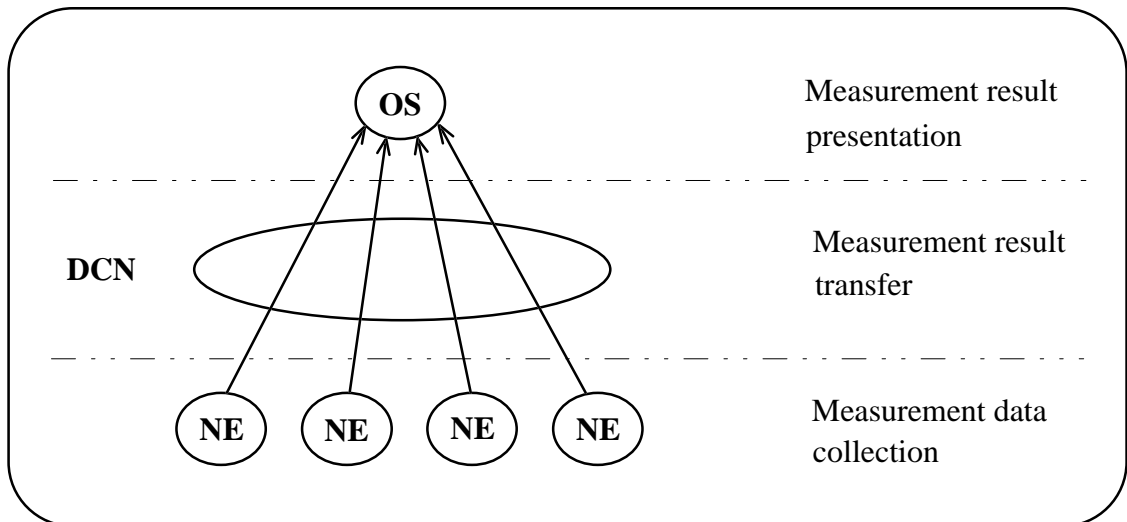
### 3 Performance management requirements

#### 3.1 Introduction

This subclause describes all basic functions to allow the system operator to collect measurement data from the NEs and to forward the results to the OS. All functions are gathered to provide the system operator with the means to administer, plan, execute measurements and to store and evaluate the measurement results.

##### 3.1.1 Basic functions

The performance management concept as applicable in this specification is outlined in figure 1 and is based on the general framework for PLMN management as outlined in GSM 12.00 [8] and GSM 12.01 [9].



**Figure 1: Performance management concept**

The basic requirement from an NE for measurements is to collect data according to the definition of the measurements and to return results to the OS.

The OS shall be able to administer the measurements and to receive and store the collected data. The measurements that will generate this data are defined in annex B. This data may be used in its original form or processed according to the system operator requirements.

The data collected in the NE will be made available according to measurement parameters (scheduled reports), or on request from the OS (request current results).

Using OSI standardised mechanisms, the OS can control:

- the transfer of scheduled reports from the NE to the OS;
- the storage of scheduled reports in the NE; and
- deferred retrieval of scheduled reports stored in the NE.

This ETS does not address the latter aspects in full detail, as general and generic functions apply. It does, however, describe the use of these functions in the PLMN measurement system.

As mentioned in subclause 2.2.5, measurement result presentation is considered to be a PLMN Operator concern. It is therefore not a subject of this ETS. The format of the returned measurement results from OS point of view, however, will be ASN.1 using basic encoding rules.

### 3.1.2 Measurement administration

**(Performance) measurement administration functions** allow the system operator to determine measurement data collection and forwarding to an OS.

**A (performance) measurement concept** covers:

- 1) measurement data collection requirements:
  - **Measurement types.** Corresponds to the measurements as defined in annex B;
  - **Measured network resources.** The resource(s) to which the measurement types shall be applied have to be specified, e.g. one or more BTS(s);
  - **Measurement recording,** consisting of periods of time at which the NE is collecting (that is, making available in the NE) measurement data.
- 2) measurement reporting requirements:
  - the measurement related information to be reported and the layout of this report have to be specified as part of the measurement. The frequency at which scheduled result reports shall be generated has to be defined.
- 3) measurement result transfer requirements:
  - measurement results can be transferred from the NE to the OS according to the measurement parameters, and/or they are stored in the NE and can be retrieved by the OS when required. Current measurement results can be transferred from the NE to the OS on explicit OS request.

**A (performance) measurement job,** covers the measurement data collection and measurement reporting requirements, as described in points 1 and 2 above. A measurement job can be created, modified, displayed or deleted in the OS. In addition, measurement job activities can be suspended and resumed, and, if the measurement job is not suspended, the current values of the measurements that are included in the measurement job can be requested by the OS at any time, independent of the measurement parameters.

The system operator shall specify the required measurement parameters on initiation of a measurement job. These parameters consist of, among others, recording schedule, granularity, and measurement type(s).

## 3.2 Measurement jobs

When defining a measurement job, the following aspects have to be considered:

### 3.2.1 Measurement job characteristics

#### 3.2.1.1 Measurement types

Every measurement job consists of one or more measurement types (defined in annex B), for which it collects measurement data. The measurement type(s) contained in a job may apply to one or more network resources of the same type, e.g. a measurement job may be related to one or several BTSs. A measurement job will only produce results for the measurement type(s) it contains.

#### 3.2.1.2 Measurement schedule

The measurement schedule specifies the time frame during which the measurement job will be active. The measurement job is active as soon as the starttime - if supplied in the schedule - is reached. The system shall support a job starttime of up to at least 90 days from the job creation date. If no starttime is provided, the measurement job shall become active immediately. The measurement job remains active until the stoptime - if supplied in the schedule - is reached. If no job stoptime is specified the measurement job will run indefinitely and can only be stopped by manual intervention.

The time frame defined by the measurement schedule may contain one or more recording intervals. These recording intervals may repeat on a daily and/or weekly basis and specify the time periods during which the measurement data is collected within the NE. A recording interval is identified by an interval starttime and an interval endtime which lie between 00.00 and 24.00 hours, aligned on granularity period boundaries. Thus the length of a recording interval will be a multiple of the granularity period (if non-zero). For a single measurement type it shall be possible to specify several measurement jobs with different recording intervals as long as these intervals do not overlap. If it is required that a measurement type be observed by multiple measurement jobs with overlapping schedules then the system shall support multiple instances of that measurement type.

### 3.2.1.3 Granularity period

The granularity period is the time between the initiation of two successive gatherings of measurement data. Required values for the granularity period are 5 minutes, 15 minutes, 30 minutes, 1 hour. The minimum granularity period is 5 minutes in most cases, but for some measurements it may only make sense to collect data in a larger granularity period. The granularity period shall be synchronised on the full hour and its value is not required to be changeable during the lifetime of the job. If the specified granularity period is zero then the measurement data can only be gathered on request from the OS.

### 3.2.1.4 Measurement reporting

Scheduled measurement reports are produced at the end of each granularity period. All reports generated by a particular measurement job have the same layout and contain the information requested by the system operator. This information may consist of:

- an identification of the measurement job that generated the report;
- an identification of the involved measurement type(s) and the measured network resource(s) (e.g. BTS);
- a time stamp, referring to the end of the granularity period;
- for each measurement type, the result value and an indication of the validity of the result value;
- an indication that the scan is not complete, and the reason why the scan could not be completed.

Whatever method of data compression is selected, the returned measurement result shall not be compromised, i.e. it shall not result in loss of any necessary information.

Some flexibility is provided in order to limit the information that is to be reported by the NE, reducing the amount of data to be transferred between NE and OS. Options that can be selected are:

- suppressing the reporting of the identification of the observed network resource;
- reporting the measurement results in an agreed order, so an explicit identification of the associated measurement type is not required in the measurement reports;
- suppressing multiple reporting of measurement results when they are the same across all observed network resources.

## 3.2.2 Measurement job state and status attributes

According to the OSI systems management concept, the state of a resource is reflected in indicators (attributes). Status attributes are provided to qualify these state attributes. Full details are provided in CCITT Recommendation X.731 [16]. As for a measurement job, the following information is provided:

**Administrative state:** The administrative state attribute allows the system operator to permit or prohibit administratively the execution of the measurement job.

**Operational state:** The operational state attribute reflects the operability of the measurement job.

**Availability status:** The availability status attribute denotes particular conditions applicable to the measurement job. It indicates:

- whether or not the measurement job is collecting measurement data according to its schedule;
- if, for whatever reason, some of the requested measurement data cannot be collected by the measurement job, in particular whether the measurement schedule inhibits the collection of measurement data.

### 3.2.3 Measurement job administration

**Creating a measurement job:** On creation of a measurement job, all information has to be supplied in order to collect the required data from the selected network resources as specified by the measurement job characteristics (see subclause 3.2.1).

**Modifying a measurement job:** In general, the modification of measurement job parameters may be requested by the OS during the lifetime of a measurement job when the job is suspended (explained below).

**Displaying a measurement job:** The system operator shall be able to get a list of all measurements that are currently defined, together with all available actual information as stored in the NE. This information consists of the data that is supplied on creation/modification and the actual state and status information of the measurement job.

**Deleting a measurement job:** A measurement job is automatically deleted by the system when it reaches the job endtime and all scheduled or explicitly requested measurement reports have been generated. A created measurement job can also be deleted by manual intervention at any time. When deleted, the measurement process associated with the job is stopped, and all allocated resources are freed.

**Suspending/resuming a measurement job:** On normal operation, the measurement job collects measurement data within the NE according to the actual values of the measurement job parameters. However, the system operator may decide for some reason to discard temporarily the collection of measurement data (e.g. in case of system overload or congestion, measurement results not used, ...). The system operator therefore is able to suspend a defined measurement job at any time, using the Administrative State. This implies that the measurement job definition remains in the system, but that no measurement gathering activities are performed for this job. When the measurement job is resumed, measurement data collection is started again at the next granularity period within the measurement schedule.

**Requesting the current measurement result values of a measurement job:** The system operator may for some reason be interested in the current values of the measurement results of a particular measurement job, independently of the scheduled data collection and subsequent reporting, e.g. for tracing the increment of some of the counters. To this aim, the system operator is able to request the actual values of the measurement results for the same network resources as defined in the measurement job. The current results are returned in the reply message for this request in a format which is identical to scheduled reports that are generated by the measurement job at the end of the granularity period. Any such request does not affect the measurement job, and may only be issued when the measurement job is active and not suspended, otherwise an error will be returned.

## 3.3 Measurement results

### 3.3.1 Measurement result characteristics

Each measurement produces a result at the end of the granularity period or on request of the OS, see above. Annex B provides for each measurement type a description of the expected measurement result.

**Scheduled reports:** Measurement results for all measurements of a particular measurement job are gathered in a single report at the end of the granularity period. The system operator may to some extent determine in what format the measurement results are to be reported, since reporting requirements can be included in the measurement job definition. The report may contain, in addition to the specific measurement results, fixed information that is global for all measurement results associated with that

measurement job, such as an identification of the involved network resources and a time stamp referring to the time at which the NE started collecting the measurement results.

**Request current results:** On receipt of the request, the appropriate result values are produced, and a reply to the request is generated. The measurement job specific information contained in the reply and its format is identical to scheduled reports.

### 3.3.2 Transfer of measurement results

The measurement results are contained in scheduled reports and are generated by the measurement job according to the measurement job definition parameters, or they are sent to the OS as a result of a "request current results"-operation.

**Scheduled measurement reports:** Are generated at the end of each granularity period if the measurement job is not suspended. They can be transferred to the OS in two ways:

1) immediate notifications:

The reports are automatically forwarded to the OS at the end of the granularity period.

2) deferred retrieval:

The reports are stored locally in the NE, where they can be retrieved when required.

For each individual report, the transfer of measurement results in either one or both ways is to be established by the system operator. These requirements are covered completely by OSI standardised functions (Event Report Management Functions CCITT Recommendation X.734 [17], Log Control Functions CCITT Recommendation X.735 [18], CMIS, CCITT Recommendation X.710 [13], FTAM, ISO 8571 [21] ), Common Management Functions that are provided in GSM 12.00 [8] and the generic services that are provided in annex D of this ETS.

**Request current results:** Upon receipt of the request, the NE will generate an appropriate reply and send it immediately to the OS. There is no further control of the forwarding of the reply and no storage of the reply in the NE.

## 4 Detailed description of the measurement system for a PLMN

### 4.1 Introduction

Clause 3 of this ETS describes the required functions for the administration of performance measurements and the retrieval of their results. For this purpose, the characteristics of measurement jobs and measurement results have been defined.

This part of the ETS explains how these requirements can be met using standard OSI systems management functions and, where necessary, tailoring them for PLMN use. In the following, managed object classes and their properties (attributes, notifications, etc.) to be used on the object oriented interface between OS and NEs for the execution of performance management functions are specified.

#### 4.1.1 Basic measurement system functions

Before measurement data from the NEs can be collected and the results be forwarded to the OS, the measurement jobs that generate the required data shall be activated in the system. In object oriented terms, this corresponds to the instantiation of managed objects which model the measurement process. In order to control the measurement process, appropriate attributes of these objects shall be defined and have to be set to the required/desired values, either when the objects are created or during the lifetime of the objects. The specific attributes and their values will determine the measurement schedule, the measured network resources, the measurement types and the generation of scheduled result reports as well as the layout of the reports. Scheduled results can be forwarded to the OS using a notification that is defined specifically for this purpose as a part of the measurement object class definitions. A dedicated action will be used for requesting current results of active measurements.

#### 4.1.2 Measurement Object Administration

The management of objects in an open system is performed utilising the internationally standardised "Common Management Information Service Element" (CMISE CCITT Recommendation X.710 [13]). Managed objects for the execution of PLMN performance measurement functions can be instantiated and deleted using the M-CREATE and M-DELETE services. Reading and modifying attributes of these objects can be achieved employing the M-GET and M-SET services of CMISE. The M-EVENT-REPORT service is defined for the emission of notifications, while actions can be executed using the M-ACTION service.

Specific notifications defined in the OSI object management function (see CCITT Recommendation X.730 [15]) are used to notify the OS of the creation and deletion of managed objects and of the change of attribute values. For the formal definition of the PLMN performance management object model, refer to annex C.

The measurement job can be ideally modelled by the managed object class "simpleScanner" as defined in CCITT Recommendation X.738 [19]. The "simpleScanner" is derived from the "homogeneousScanner" object class (see CCITT Recommendation X.738 [19]), which in turn is a specialisation of the "scanner" class of managed objects (see CCITT Recommendation X.738 [19]). The "simpleScanner" object has attributes to determine:

- the measurement types;
- the measured network resources;
- the recording periods; and
- the reporting requirements

of the measurement job. The "simpleScanner" generates measurement result reports in the form of notifications, according to the attributes that prescribe the reporting requirements. The measurement transfer requirements are not modelled in the scanner objects, since generic and general services are used (see subclause 4.3.2 and annex D).



## 4.2 Modelling of measurement jobs

A measurement job is represented by a "simpleScanner" object. The following subclauses define how the measurement job characteristics are mapped onto the properties of the "simpleScanner" managed object class, and how the measurement types of a measurement job are modelled in the PLMN performance measurement system.

### 4.2.1 Measurement job characteristics

#### 4.2.1.1 Measurement Function

Every measurement job collects measurement data from selected measurement types across one or more network resources of the same type. The selected measurement types shall be identical throughout all network resources observed by a measurement job. For each network resource, the related measurement types have been grouped in one or more measurement functions.

Measurement functions, are modelled by various "measurementFunction" object classes (see annex C). The measurement types for the PLMN performance measurement system are defined in annex B, and their result values are included as attributes in the appropriate "measurementFunction" object class. In case the measurement type is a counter, the attribute represents the counter value as is. In all other cases, the attribute delivers a calculated value (e.g. a mean), over the observed period. The "measurementFunction" objects are contained in the objects that represent the network resource to which the measurement types included in the "measurementFunction" refer. All measurement types that relate only to a network resource alone are grouped into one "measurementFunction" class which is unique for that network resource. Measurement types that are related to the network resource and the same type(s) of adjacent resource(s) (e.g. Handover neighbour cell) are also grouped into one unique type of measurement function which may exist once or more per instance or per set of that adjacent resource(s). The instances of the adjacent resources that are to be addressed by the measurement function are identified by the values of attributes which are part of that specific "measurementFunction" object class definition.

Measurement types that belong together are grouped together in the same package (e.g. "immediateAssignmentProcedurePackage" has attributes "attemptedImmediateAssignmentProcedures" and "successfullImmediateAssignmentProcedures" - for details refer to annex C). Since all measurement types defined in annex B may or may not be supported by the system, all packages of a "measurementFunction" which contain measurement attributes are conditional. A "measurementFunction" needs to be created before a "simpleScanner" can scan its attributes, i.e. before actual measurements can be taken. The create request from the OS shall specify the values of attributes that identify adjacent resources (like Handover neighbour cell), if any, but it may not specify any measurement attributes of the "measurementFunction" object. Upon creation of a "measurementFunction" object, the system will determine the measurement packages that are included in the object according to the measurement types the system supports. If multiple instances of the same "measurementFunction" object class are created, the packages included in the various instances may be different from instance to instance since the system may have restrictions on how many measurement packages of the same type it supports. The OS can inquire the measurement types supported by a "measurementFunction" object from the system, by reading the "packages" attribute or the attribute list of the object (see CCITT Recommendation X.721 [14]). Unlike the former operation, the latter, however, will also return values of the measurement attributes which are not expected to be meaningful at this time (see below). Deletion of the "measurementFunction" will render the measurement types that correspond to the "measurementFunction" attributes unavailable to the OS. Creation and deletion of a "measurementFunction" will be notified to the OS using the object creation and deletion notifications as defined in CCITT Recommendation X.730 [15].

Each measurement job may collect data from one or more measurement types across one or more network resources, i.e. a "simpleScanner" object may make a choice of one or more "measurementFunction" instances and scan the same set of attributes across all selected measurement functions. For this purpose, it can scope the set of measurement functions that are eligible for inclusion in the observation, and it may select measurement functions using filtering criteria (similar to the concept of scoping and filtering as described in CCITT Recommendation X.710 [13]). Alternatively, it can use an explicit list of "measurementFunction" objects for scanning. The "simpleScanner" does not explicitly identify the network resource(s) it measures. Instead, this information is derived from the containment relationship between the selected "measurementFunction" instances and the objects that model the network resources, and, where necessary, through specific attributes of the "measurementFunction"

objects that identify adjacent resources. In principle, a "simpleScanner" is able to scan attributes of any defined "measurementFunction", but for the purpose of this ETS, each "simpleScanner" instance is only required to scan attributes of "measurementFunction" objects that are contained in the same "xxxFunction" object as the "simpleScanner" itself, where "xxx" stands for "bss", "msc", "hlr", "vlr", "eir" or "smsc", respectively (see figure C.1).

All measurement attributes of any "measurementFunction" should only be read by a "simpleScanner" that has been instantiated for this purpose. By definition they can be read directly by systems management protocol, but their values are not expected to have any meaning apart from the scan. Therefore, the system will not return the "attribute list" in the create reply, and the "attributeList" will also not be included in the object creation notification.

#### 4.2.1.2 Measurement schedule

The measurement schedule specifies the time frame during which the measurement job will be active. The schedule consist of a measurement start- and stoptime and one or more recording intervals which may repeat on a daily or weekly basis. The semantics of the scheduling parameters are described in subclause 3.2.1.2.

All of the above parameters are formally defined as attributes of conditional packages of the "simpleScanner" managed object class. The starttime and stoptime are included in the "duration" package and indicate, if the package is present, the specific point in time at which the "simpleScanner" will become active or inactive, respectively. If the "simpleScanner" is instantiated after the specified starttime, this will have the same effect as if no starttime was specified (see subclause 3.2.1.2).

The optional recording intervals, if specified, further restrict the time during which the "simpleScanner" actively collects measurement data within the time frame determined by the duration package. The "dailyScheduling" package may be used to define one or more intervals during each day. Alternatively, the "weeklyScheduling" package can be used to define individual intervals for each day of the week. The recording interval should be a multiple of the granularity period (if non-zero) and the start- and endtimes shall be aligned with granularity period boundaries for the system to accept the values.

It is possible to create several "simpleScanner" objects which scan the same attributes of the same "measurementFunction" instances according to different recording intervals. In this case it is, however, required that these intervals do not overlap. Consequently, if it is required to measure the same measurement type with overlapping schedules, it is necessary to have an appropriate number of instances of the same "measurementFunction" available which all support the required attributes (see subclause 4.2.1.1).

For the definition of the syntactical and additional behavioural aspects of the above parameters, refer to CCITT Recommendation X.721 [14] and CCITT Recommendation X.738 [19].

#### 4.2.1.3 Granularity period

The granularity period defines the periodicity of the generation of results by a measurement job within the timeframe specified in the scheduling attributes. The granularity period of a measurement job is determined by the value of the "granularityPeriod" attribute of the "simpleScanner". This ETS requires, as a minimum, the support of granularity periods of 5, 15, 30 and 60 minutes.

The value of this attribute shall specify the required value in minutes. The underlying International Standards allow the modification of the "granularityPeriod" attribute, but for an implementation claiming conformance to this ETS, it is not required that its value be changeable during the lifetime of the "simpleScanner" object. If this value is 60, measurement results will be generated every full hour. If the value is 30, results will be generated every 0 and 30 minutes past the full hour. If the value is 15, result output will occur every 0, 15, 30 and 45 minutes past the full hour, and finally, if the value is 5, the "simpleScanner" will generate output every 5 minutes, synchronised on the full hour. Again, measurement results are only reported at the end of each granularity period within the recording interval. Due to these definitions, synchronisation of granularity periods through the conditional "periodSynchronisationPackage" of the "simpleScanner" is not supported in the scope of this ETS.

If periodical generation of results is not required from a "simpleScanner" instance, this can be achieved by specifying the value 0 for the "granularityPeriod" attribute. In this case, it will only be possible to request current measurement results from the "simpleScanner" (see below).

#### 4.2.1.4 Scan reports

At the end of each granularity period within the measurement schedule, the "simpleScanner" will emit a "scanReport" notification, defined in CCITT Recommendation X.738 [19], which contains the measurement results generated by the scanner at the end of that granularity period. The information in the notification shall comprise:

- the managed object class and managed object instance of the "simpleScanner" that emitted the notification, plus the notification type (i.e. "scan report"),
- a time stamp that indicates the time at which the measurement results were taken, i.e. the end time of the respective granularity period,
- for each "measurementFunction" object from which measurements were taken by the scanner, a list of measurement attribute values and optional attribute identifiers, plus a suspect flag for each attribute that indicates the validity of the result value. Missing data is indicated in the list. The time stamp that indicates the time offset forward from scan initiation until the value of the measurement attribute was actually taken is not supported in the PLMN measurement system,
- for an incomplete scan the reason why the scan could not be completed.

The definition of the "scanReport" notification in CCITT Recommendation X.738 [19] provides some flexibility with respect to the actual layout of the report. In the PLMN performance measurement system, the following options can be selected:

- suppressing the reporting of the identification of the "measurementFunction" object from which the measurements reported in the notification were collected. This is only useful when the identification of the "measurementFunction" can be determined by other means, or if the identification is not required by the OS (e.g. when the statistics are to be calculated).
- omitting the attribute identifiers from the report. In this case, the attribute values are reported in an agreed order, which is defined by an attribute of the "simpleScanner".
- measurement values that are identical throughout all "measurementFunction" instances from which the scanner takes measurements may be included in the report only once.

CCITT Recommendation X.738 [19] defines in detail the attributes of the "simpleScanner" which are used to control the above features. Additional options of CCITT Recommendation X.738 [19] which are not listed here are not supported in the PLMN performance measurement system (see conformance requirements in subclause 4.4).

#### 4.2.2 Scanner state and status attributes

State and status indicators are defined for the measurement job in subclause 3.2.2 of this ETS. These are modelled through appropriate attributes which reflect the state and status of the "simpleScanner" object. These attributes are: administrativeState, operationalState and availabilityStatus.

**administrativeState:** the administrativeState attribute is used to suspend and resume the scanning performed by the "simpleScanner". This attribute can be altered by means of M-SET service for the applicable "simpleScanner" object instance.

**operationalState:** The operationalState attribute represents the operational capability of the scanner to perform its functions.

**availabilityStatus:** The availabilityStatus attribute reflects whether or not the simpleScanner object instance is active according to the measurement schedule.

Any changes to the values of the administrativeState and the operationalState attributes will be reported to the OS using the "stateChange" notification, as defined in CCITT Recommendation X.731 [16].

Further details about these attributes can be found in CCITT Recommendation X.738 [19].

### 4.2.3 Scanner administration

The generic CMISE services M-CREATE, M-DELETE, M-GET and M-SET, applied to a simpleScanner managed object instance respectively represent creation, deletion, display and modification of a measurement job. A CMISE M-ACTION primitive with a specific action type for activating a scan report is defined for the retrieval of the current values of measurement results.

**Creating a "simpleScanner":** A "simpleScanner" can be created by issuing an appropriate M-CREATE request. On creation of the object, all attribute values have to be supplied that determine:

- the selection of "measurementFunction" instances and their attributes which shall be measured;
- the schedule of the "simpleScanner"; and
- the reporting requirements

as defined in previous subclauses. The "measurementFunction" objects shall be created before the scanner can be instantiated, and the measurement attributes specified in the scanner shall be present in the selected "measurementFunction" instances, for the scan to return its results. For each object that does not exist, an empty report shall be returned and for each attribute that does not exist, an empty value shall be returned within the report. The relationship between the scan attributes and the scanner is explained in CCITT Recommendation X.738 [19].

**Modifying "simpleScanner" attributes:** Modification of "simpleScanner" attributes may be requested by the OS during the lifetime of a scanner, using the CMISE M-SET operation. The conditions for modification of attributes of the "simpleScanner" are specified in CCITT Recommendation X.738 [19] and CCITT Recommendation X.738 [19], but some additional restrictions, defined in this ETS with respect to the changeability of "simpleScanner" attributes, apply in the PLMN performance measurement system.

**Displaying scanner objects:** The system operator can get a list of all "simpleScanner" objects that currently exist in the system, together with all available information as stored in the NE. This information consists of the data that was supplied on creation/modification of the objects and the values of the state and status attributes of the "simpleScanner" objects. The CMISE M-GET operation can be used to selectively retrieve the required information from the system. For details see CCITT Recommendation X.710 [13].

**Deleting a "simpleScanner":** A "simpleScanner" instance is automatically deleted by the system when the scheduled endtime is reached and all result reports, either scheduled or on request have been generated. A "simpleScanner" object can also be deleted by manual intervention, utilising the CMISE M-DELETE operation, at any time. When deleted, the measurement process associated with the scanner is stopped, and all allocated resources are released.

**Suspending/resuming scanner operation:** On normal operation, the "simpleScanner" collects measurement data from the selected "measurementFunction" objects according to the values of the "simpleScanner" attributes. However, the system operator may decide for some reason to discard temporarily the collection of measurement data (e.g. in case of system overload or congestion, measurement results not used, ...). The system operator therefore is able to suspend scanner operation at any time, setting the administrativeState attribute to "locked". This implies that the "simpleScanner" instance remains in the system, but no measurement gathering and result reporting activities are performed for this scanner. When scanner operation is resumed, i.e. the administrativeState is "unlocked", measurement data collection and result reporting is started again at the next full granularity period within the measurement schedule.

**Requesting current measurement result values:** The system operator may for some reason be interested in the current values of the measurement results of a particular measurement process, independently of the scheduled data collection and reporting of the respective scanner, e.g. for tracing the increment of some of the measurement attributes. To this aim, the "activateScanReport" M-ACTION is used as defined in CCITT Recommendation X.738 [19]. The action reply will return current results according to the attributes of the scanner that govern the generation of the "scanReport" notification, i.e. the format of the reply is identical to that of scheduled reports generated by the scanner. Any such request does not affect the underlying measurement process, and may only be issued when the scanner is

operating according to its schedule and not suspended (i.e. "offduty" not present in the availability status , administrative state equals "unlocked"), otherwise an error will be returned.

### 4.3 Modelling of measurement results

Each measurement produces a result at the end of the granularity period or on request of the OS. Annex B provides for each measurement type a description of the expected measurement result. Annex C contains the formal definition of the attribute that represents the measurement type.

#### 4.3.1 Characteristics of the result report

A scheduled result report is generated in the form of a "scanReport" notification. Current measurement results requested by the OS using the "activateScanReport" action will be supplied by the system in the reply to the request. All measurement attributes that are observed by a "simpleScanner" object are included in a single report or action reply, respectively. The layout of the two result reports - notification or action reply - is identical, as far as the contained measurement information is concerned. For details on the result report characteristics, please refer to the previous subclauses.

#### 4.3.2 Result report transfer control

Result reports from a "simpleScanner" object are either produced according to the measurement schedule (notification) or on receipt of an explicit request (action) from the OS. There are no mechanisms to control the forwarding of the reply to that request (action reply), or to store it in the NE. There are, however, functions to determine the forwarding, local storage in the NE and deferred retrieval of the "scanReport" notification. These functions are described in the following paragraphs.

The forwarding of notifications can be controlled by the OS via "Event Forwarding Discriminator" (EFD) objects, as defined in CCITT Recommendation X.734 [17]. For each EFD, the OS can specify a discriminator construct which will be applied as a filter to any event report generated in the system. If an event report passes the filter, a notification will be forwarded to the OS accordingly. The following filter criteria are allowed in an EFD for the PLMN performance measurement system:

- the event type, which allows to enable or disable completely the forwarding of scan report notifications;
- the "simpleScanner" managed object instance, which allows to restrict forwarding of result reports to those that are generated by specific scanner instances;
- the time stamp contained in the scan report ("scanInitiationTime"), which allows to selectively enable the forwarding of result reports that were generated at a specific time or during specific periods of time;
- any operation on the above attributes in any combination.

Measurement result reports can be stored in the NE. This property is modelled through the managed object class "log", as specified in CCITT Recommendation X.721 [14] and "log control function" as specified in CCITT Recommendation X.735 [18]. The storage of event reports in the "log" can be controlled through a discriminator construct, similar to the event forwarding control. This ETS requires for the "log" discriminator construct the same criteria as for the EFD discriminator construct.

All scan report notifications that pass the discriminator construct of the "log" will create a "scanReportRecord" object which is contained in the log. These records can be retrieved by the OS at any time using CMISE, as defined in CCITT Recommendation X.735 [18] and CCITT Recommendation X.710 [13], or using FTAM (see annex D). The use of FTAM services is especially suitable for bulk data transfer. From the common procedures defined in GSM TS 12.00 [8] for data transfer in a PLMN, only the method that provides logged information in the FTAM file(s) can be used for the measurement system. The "resultType" requested in the action will identify the appropriate log instance(s) as the source of the measurement data, and optionally additional filter criteria which determines the actual records to be put into the file(s) can be supplied. The filter criteria that shall be supported are identical to those defined for the discriminator construct of the logs. On receipt of the action, the requested records will be put into one or more files, which will then be made available to the OS. The format of the records in the file shall be according to the definition of the "scanReportRecord" as given in CCITT Recommendation X.738 [19].

Since all measurement attributes and the identification of the network resource observed by a "simpleScanner" are included in a single attribute of the result reports, it is not possible to filter on the measured resource or the measurement type. If the selective forwarding/logging/retrieval of measurement results referring to individual network resources or individual measurement types is required by the system operator, then "simpleScanner" objects shall be instantiated such that the scanner identity will implicitly identify the measured resource and measurement types, i.e. the scanner attributes should be set such that the scanner observes only the specific resources and/or the specific measurement attributes which shall be filtered, according to the system operator's requirements.

#### 4.4 Conformance requirements

In the following subclause, conformance requirements for object classes, notifications and actions defined in CCITT Recommendation X.738 [19] are specified. In cases where requirements in this ETS restrict options of CCITT Recommendation X.738 [19], like e.g. changeability of attribute values, the conditions of this ETS shall apply.

##### 4.4.1 Simple scanner

The following subclause lists the attributes and packages of the "simpleScanner", as defined in CCITT Recommendation X.738 [19], and those inherited from the "scanner" as defined in CCITT Recommendation X.738 [19]. It specifies which properties shall be supported to conform with this ETS.

#### MANDATORY PACKAGES:

##### scannerPackage

scannerId: this attribute identifies a "simpleScanner" instance. It is a mandatory attribute of the "simpleScanner" managed object class and will be supported in the PLMN measurement system.

granularityPeriod: this attribute specifies the granularity period of the scanner, as defined in subclause 4.2.1.3. It is a mandatory attribute of the "simpleScanner" managed object class and will be supported in the PLMN measurement system.

administrativeState and operationalState: (see subclause 4.2.2) are mandatory attributes of the "simpleScanner" managed object class and will be supported in the PLMN measurement system. Their semantics are defined in CCITT Recommendation X.738 [19].

##### homogeneousScannerPackage

scanAttributeIdList: this attribute is interrelated with the "numericAttributeIdArray" attribute of the "simpleScannerPackage". It is supported in the PLMN measurement system according to the definitions of subclause 4.2.1.4 and CCITT Recommendation X.738 [19].

##### simpleScannerPackage

numericAttributeIdArray: this attribute is interrelated with the "scanAttributeIdList" attribute of the "homogeneousScannerPackage". It is supported in the PLMN measurement system according to the definitions of subclause 4.2.1.4 and CCITT Recommendation X.738 [19].

suppressObjectInstance: this attribute determines whether or not the object instance of the observed measurement function is included in the measurement results. It is supported in the PLMN measurement system according to the definitions of subclause 4.2.1.4 and CCITT Recommendation X.738 [19].

activateScanReport: this action is supported in the PLMN measurement system (see below).

scanReport: this notification is supported in the PLMN measurement system (see below).

## **CONDITIONAL PACKAGES:**

### **availabilityStatusPackage**

availabilityStatus: this attribute is supported in the PLMN measurement system (see subclause 4.2.2) according to the definition of CCITT Recommendation X.738 [19].

### **duration**

startTime and stopTime: these attributes constitute the start- and stoptime of the scanner. They are supported according to subclause 4.2.1.2 and CCITT Recommendation X.738 [19].

### **dailyScheduling**

intervalsOfDay: this attribute defines the periods within a day during which the scanner actively collects measurement data. It is supported according to subclause 4.2.1.2 and CCITT Recommendation X.738 [19].

### **weeklyScheduling**

weekMask: this attribute defines, for each day of the week, the periods during which the scanner actively collects measurement data. It is supported according to subclause 4.2.1.2 and CCITT Recommendation X.738 [19].

### **externalScheduler**

The support of this package is not required in the PLMN measurement system.

### **periodSynchronisationPackage**

The support of this package is not required in the PLMN measurement system. Synchronisation of granularity periods is described in subclause 4.2.1.3.

### **createDeleteNotificationsPackage**

This package contains the object creation and object deletion notifications. Both are required in the PLMN measurement system.

### **attributeValueChangeNotificationPackage**

This package contains the attribute value change notification. It is required in the PLMN measurement system.

### **stateChangeNotificationPackage**

This package contains the state change notification. It is required in the PLMN measurement system.

### **timeStampReportPackage**

timeStampReportMode: this attribute specifies the time stamping requirements for the measurement results. The value "1" ("globalTimeStampOnly") shall be used.

### **scopedSelectionPackage and managedObjectInstanceSelectionPackage**

Either one of these packages is present in any scanner instance. The attributes contained in the packages determine the measurement functions selected for observation by the scanner. They are supported according to the definitions of CCITT Recommendation X.738 [19].

### **timingSelectionPackage**

The support of this package is not applicable in the PLMN measurement system, since the observed "measurementFunction" managed objects do not contain any time attributes.

### **onceReportAttributeIdListPackage**

onceReportAttributeIdList: this attribute contains a list of attribute identifiers. The values of these attributes shall be included in a result report only once if they are identical throughout all "measurementFunction" objects observed by the "simpleScanner". It may be supported in the PLMN measurement system as an option, see CCITT Recommendation X.738 [19].

#### **4.4.2 Scan report record**

The "scanReportRecord" managed object class will be supported in the PLMN measurement system as defined in CCITT Recommendation X.738 [19] and CCITT Recommendation X.721 [14].

#### **4.4.3 Scan report notification**

The "scanReport" notification will be supported in the PLMN measurement system as defined in subclause 4.2.1.4 and CCITT Recommendation X.738 [19].

#### **4.4.4 Activate scan report action**

In the scope of this ETS, there are no specific conformance requirements for the action request. The action reply will be supported according to the requirements for the scan report notification.

### **4.5 Application Context**

The Application Context Name of the 12.04 application context shall have the following object identifier value:

```
{gsm-OM-DomainId gsm-12-04 (4) protocolSupport (1) applicationContext (0) gsm-Management (0)}
```

and the following object description value:

```
"gsm12.04 management application context"
```

The object identifier gsm-OM-DomainId is defined in the GSM 12.30 (ETR 128) [11].



## 5 Future Enhancements

The simple scanner can scan an attribute, but is unable to perform any calculations on it. This means that the simple scanner is unable to apply any algorithm on any attribute to derive a master value, e.g. a calculation of the mean value. Therefore, within this ETS, an approach has been chosen where the attribute itself represents a mean value, derived from system internal sampling procedures, if generation of a mean value is desired. As a result, the values of such attributes are only meaningful at the time of scanning, so that the scanner and the measurement process that generates the attribute value shall be synchronised. How this synchronisation and the generation of processed attributes is achieved is a matter of internal implementation.

The situation described above will also prohibit that a single attribute be observed by more than one scanner if the reporting periods of the scanners overlap and contain different granularity periods. If it is required to have multiple scanners generating results for the same measurement type simultaneously, it is necessary to create multiple instances of the same "measurementFunction" that includes the attribute which corresponds to the required measurement type. In practical terms, this means that a measurement has to be implemented more than once in a NE if this feature is supported.

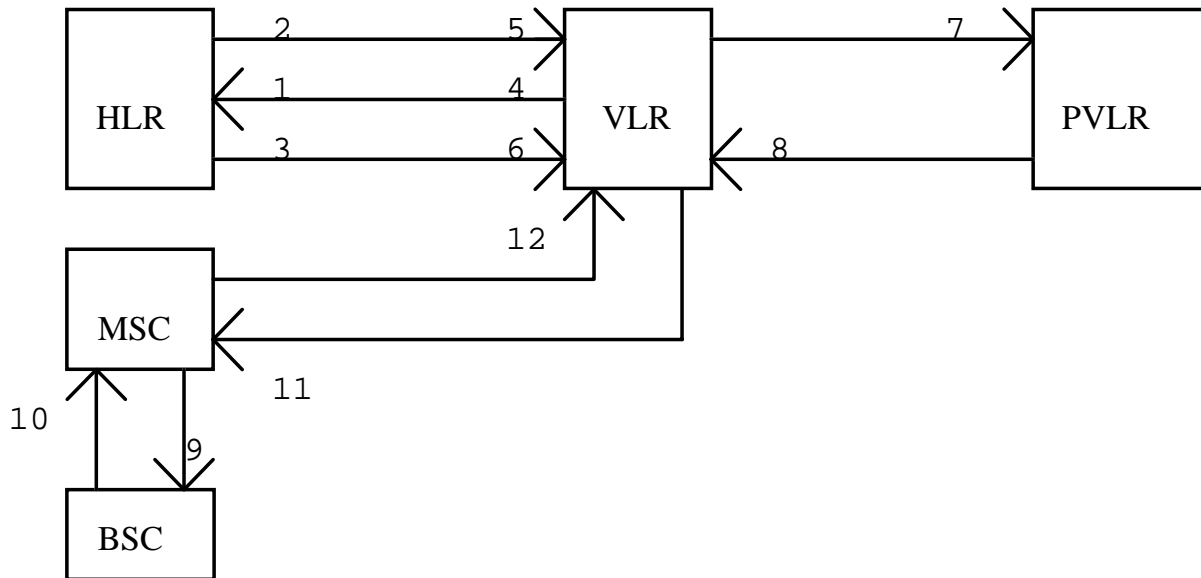
In order to circumvent this problem, a change has been proposed to ISO 10165-13 to incorporate a new scanner object class which will be based on simple counter-type measurements only and allow to attach any desired algorithm in order to process the attribute values and report the result of that processing, e.g. evaluating the mean over the observed values. Pending future extensions of the international standard, this may eventually lead to associated changes to this ETS (subject of Phase 2+).

**Annex A (Informative): Graphical examples**

This annex gives some graphical examples to demonstrate how the measurements in annex B, can be combined to express a specific function.

EXAMPLE 1: Authentication and Authentication Set requests.

This diagram shows which measurements in the annex B need to be activated to collect the statistical information for Authentication of a subscriber.

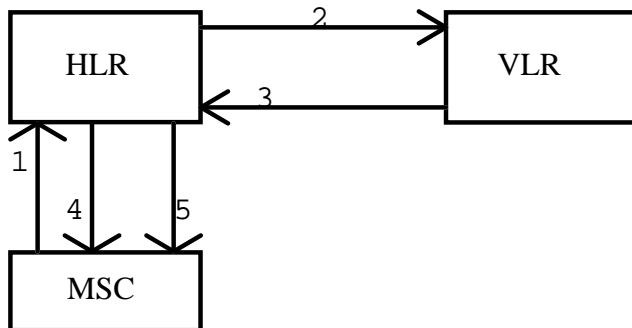


<u>Nbr.</u>	<u>Measurement Attribute Name</u>	<u>Measurement Name</u>
1	attReqForAuthSetsReceivedByHLRFromVLRs	Attempted requests for Authentication sets received by HLR from VLRs
2	succReturnedAuthSetsFromHLRToVLRs	Successful returned Authentication sets from HLR to VLRs
3	emptyResponsesForAuthSetsFromHLRToVLRs	Empty responses to request for Authentication sets from HLR to VLRs
4	attReqForAuthSetsSentToHLR	Attempted requests for Authentication sets sent to HLR by the VLRs
5	succReceivedAuthSetsFromHLR	Successful received Authentication sets from the HLR to the VLRs
6	emptyResponsesForAuthFromHLR	Empty responses to request for Authentication sets from HLR to VLRs
7	attIdentificationReqToPVLRs	Attempted identification requests to PVLRs
8	succIdentificationReqToPVLRs	Successful identification requests to PVLRs
9	attCipheringModeControlProcs	Attempted ciphering mode controlled procedures
10	succCipheringModeControlProcs	Successful ciphering mode controlled procedures
11	attAuthProcsInVLR	Attempted authentication procedures in the VLR
12	succAuthProcsInVLR	Successful authentication procedures in the VLR

EXAMPLE 2: Interrogation of HLR for routing.

This diagram shows which measurements in the annex B need to be activated to collect the statistical information for Routing.

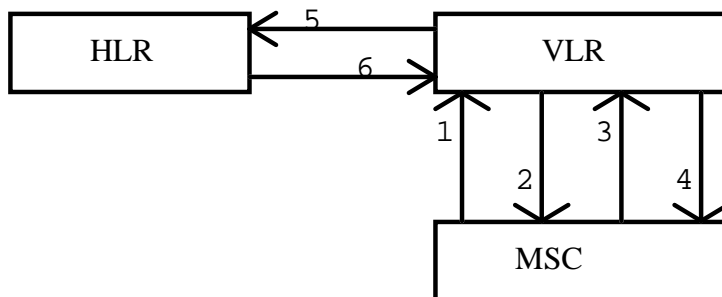
Example 2: Interrogation of HLR for routing



<u>Nbr.</u>	<u>Measurement Attribute Name</u>	<u>Measurement Name</u>
1	attInterrogationOfHLRsForRouting	Attempted interrogations of HLRs for routing
2	attReqForMSRN	Attempted request for MSRN
3	succReqForMSRN	Successful request for MSRN
4	succInterrogationOfHLRsMSRNObtained	Successful interrogations of HLR (MSRN obtained)
5	succInterrogationOfHLRsCallForwarding	Successful interrogations of HLR (call forwarding)

EXAMPLE 3: Location Updating.

This diagram shows which measurements in the annex B need to be activated to collect the statistical information for Location Updating.



<u>Nbr.</u>	<u>Measurement Attribute Name</u>	<u>Measurement Name</u>
1	attIntraVLRLocationUpdates	Attempted intra-VLR location updates
2	succIntraVLRLocationUpdates	Successful intra-VLR location updates
3	attInterVLRLocationUpdates	Attempted inter-VLR location updates
4	succInterVLRLocationUpdates	Successful inter-VLR location updates
5	attLocationUpdate	Attempted location updates
6	succLocationUpdate	Successful location updates

## Annex B (Normative): Performance Measurement Requirements Summary

Following is the template used to describe the measurements contained in this annex.

### A. Description

A short explanation of the measurement operation.

### B. Collection Method

The form in which this measurement data is obtained:

- CC (Cumulative Counter);
- GAUGE (dynamic variable), used when data being measured can vary up or down during the period of measurement;
- DER (Discrete Event Registration), when data related to a particular event are captured every nth event is registered, where n can be 1 or larger;
- SI (Status Inspection).

### C. Condition

The GSM condition which causes this measurement data to be updated. Where it is not possible to give a precise GSM condition, then the conditional circumstances leading to the update is stated.

### D. Measurement Attribute Name

The Measurement Attribute Name which will be referenced by the Object Model.

### E. Measurement Result (measured value, Unit)

A short description of expected result value (e.g. A single integer value).

### F. Measurement Function Name

Measurement Function Name for which this measurement is defined.

## **B.1 Measurements Related To The BSC**

### **B.1.1 BSC Measurement Function**

#### **B.1.1.1 Unsuccessful requests for service**

- A. This measurement provides the number of unsuccessful mobile originated services for the BSC. Note, the "reject cause" indicates why the service request was rejected. Possible causes include, B-Subscriber busy, network out of order, protocol errors.
- B. CC.
- C. Transmission of "CM-SERVICE REJECT" Message to MS requesting service (GSM 04.08 [2]).
- D. unsuccReqsForService.
- E. A single integer value.
- F. BSC Measurement Function.

#### **B.1.1.2 Unsuccessful requests for service, per cause**

- A. This measurement provides the number of unsuccessful mobile originated services for the BSC per cause. Note, the "reject cause" indicates why the service request was rejected. Possible causes include, B-Subscriber busy, network out of order, protocol errors.
- B. CC.
- C. Transmission of "CM-SERVICE REJECT" Message to MS requesting service (GSM 04.08 [2]).
- D. unsuccReqsForServicePerCause.
- E. An integer value per cause.
- F. BSC Measurement Function.

#### **B.1.1.3 Mean Inter-arrival Time**

- A. This measurement provides the arithmetic mean of the sum of time intervals between consecutive mobile originating call attempts.
- B. CC.
- C. This measurement is obtained by accumulating the time segments between receipt of consecutive access Message on the RACH with establishment cause "MOBILE ORIGINATING CALL" and then taking the arithmetic mean (GSM 04.08 [2]).
- D. meanInterArrivalTime
- E. A single real value.
- F. BSC Measurement Function.

**B.1.1.4 Attempted Transmission of Paging Messages, per BSC**

- A. This measurement provides the number of Paging messages transmitted, on a per BSC basis (these are counted as attempts).
- B. CC.
- C. Transmission of "PAGING REQUEST" (GSM 04.08 [2]).
- D. attTransOfPagingMessagesPerBSC.
- E. A single integer value.
- F. BSC Measurement Function.

**B.1.1.5 Unsuccessful Transmission of Paging Messages, per BSC**

- A. This measurement provides the number of unsuccessful Paging requests, on a per BSC basis.
- B. CC.
- C. No "PAGING RESPONSE" received for the "PAGING REQUEST", expiry of timer T3113 (GSM 04.08 [2]).
- D. unsuccTransOfPagingMessagesPerBSC.
- E. A single integer value.
- F. BSC Measurement Function.

**B.1.1.6 Attempted IMMEDIATE ASSIGNMENT Procedures, per BSC**

- A. This measurement provides the number of attempted immediate assignment procedures, on a per BSC basis.
- B. CC.
- C. Receipt of "CHANNEL REQUIRED" Message. Note, the establishment causes are: "EMERGENCY CALL", "CALL RE-ESTABLISHMENT", "ANSWER TO PAGING", "ORIGINATING CALL" , "LOCATION UPDATING" and "OTHER PROCEDURES" as defined in (GSM 04.08 [2]).
- D. attImmediateAssingProcsPerBSC.
- E. A single integer value.
- F. BSC Measurement Function.

**B.1.1.7 Successful IMMEDIATE ASSIGNMENT Procedures, per BSC**

- A. This measurement provides the number of successful immediate assignment procedures, on a per BSC basis.
- B. CC.
- C. Transmission of "IMMEDIATE ASSIGN COMMAND" Message. This Message contains either an "IMMEDIATE ASSIGNMENT" Message or an "IMMEDIATE ASSIGNMENT EXTENDED" Message. If an "IMMEDIATE ASSIGNMENT EXTENDED" Message is transmitted, the counter shall be incremented by two, because that Message contains assignment information for two mobiles (GSM 04.08 [2]).
- D. succlmmediateAssingProcsPerBSC.
- E. A single integer value.
- F. BSC Measurement Function.

**B.1.1.8 Successful Internal Handovers, intra-CELL, per BSC**

- A. This measurement provides the number of times a call moves from the occupied channel of the CELL to another free channel of the same CELL, on a per BSC basis.
- B. CC.
- C. Transmission of a "HANDOVER PERFORMED" Message to the MSC (GSM 08.08 [5]).
- D. succlnternalHDOsIntraCellPerBSC.
- E. A single integer value.
- F. BSC Measurement Function.

**B.1.1.9 Unsuccessful Internal Handovers, intra-CELL, per BSC**

- A. This measurement provides the number of unsuccessful intra CELL Handovers, i.e. an attempt was made to move a call .from the occupied channel of the CELL to another free channel of the same CELL, on a per BSC basis.
- B. CC.
- C. Receipt of "ASSIGNMENT FAILURE" Message for the attempted handover (GSM 04.08 [2]).
- D. unsucclnternalHDOsIntraCellPerBSC.
- E. A single integer value.
- F. BSC Measurement Function.

**B.1.1.10 Successful Internal Handovers per BSC**

- A. This measurement provides the number of successful Handovers on a per BSC basis, it includes intra-CELL as well as inter-CELL Handovers.
- B. CC.
- C. Transmission of a "HANDOVER PERFORMED" Message to the MSC (GSM 08.08 [5]).
- D. succlInternalHDOsPerBSC.
- E. A single integer value.
- F. BSC Measurement Function.

**B.1.1.11 Successful Internal Handovers per cause**

- A. This measurement provides the number of successful Handovers per cause, it includes intra-CELL as well as inter-CELL Handovers.
- B. CC.
- C. Transmission of a "HANDOVER PERFORMED" Message to the MSC (GSM 08.08 [5]).
- D. succlInternalHDOsPerCause.
- E. An integer value per Handover cause.
- F. BSC Measurement Function.

**B.1.1.12 Unsuccessful Internal Handovers with reconnection to old channels, per BSC**

- A. This measurement provides the number of unsuccessful Handovers, on a per BSC basis (with reconnection to the original channels).
- B. CC.
- C. Receipt of "HANDOVER FAILURE" Message for the attempted handover (GSM 04.08 [2]).
- D. unsuccInternalHDOsWithReconnectionPerBSC.
- E. A single integer value.
- F. BSC Measurement Function.



**B.1.1.13 Unsuccessful Internal Handovers with loss of connection, per BSC**

- A. This measurement provides the number of unsuccessful Handovers that end in losing the call, on a per BSC basis.
- B. CC.
- C. Expiry of timer T3103 for Inter CELL Handovers and Expiry of timer T3107 for Intra CELL Handovers (GSM 04.08 [2]).
- D. `unsucclInternalHDOsWithLossOfConnectionPerBSC`.
- E. A single integer value.
- F. BSC Measurement Function.

**B.2 Measurements related to the BTS**

**B.2.1 CELL Measurement Function**

**B.2.1.1 Mean PCH-AGCH queue length**

- A. This measurement provides the arithmetic mean of the number of all messages waiting for transmission on the PCH-AGCH.
- B. SI.
- C. This measurement is obtained by sampling at a pre-defined interval (System designed), the PCH-AGCH queue length and then taking the arithmetic mean (GSM 04.08 [2]).
- D. `meanPCHAGCHQueueLength`.
- E. A single real value.
- F. CELL Measurement Function.

**B.2.1.2 Attempted Transmission of Paging Messages (the PCH)**

- A. This measurement provides the number of Paging messages transmitted (these are counted as attempts).
- B. CC.
- C. Transmission of "PAGING REQUEST" (GSM 04.08 [2]).
- D. `attTransOfPagingMessagesThePCH`.
- E. A single integer value.
- F. CELL Measurement Function.

**B.2.1.3 Unsuccessful Transmission of Paging Messages (the PCH)**

- A. This measurement provides the number of unsuccessful Paging requests.
- B. CC.
- C. No "PAGING RESPONSE" received for the "PAGING REQUEST", expiry of timer T3113 (GSM 04.08 [2]).
- D. unsuccTransOfPagingMessagesThePCH.
- E. A single integer value.
- F. CELL Measurement Function.

**B.2.1.4 Attempted IMMEDIATE ASSIGNMENT Procedures**

- A. This measurement provides the number of attempted immediate assignment procedures.
- B. CC.
- C. Receipt of "CHANNEL REQUIRED" Message. Note, the establishment causes are: "EMERGENCY CALL", "CALL RE-ESTABLISHMENT", "ANSWER TO PAGING", "ORIGINATING CALL" , "LOCATION UPDATING" and "OTHER PROCEDURES" as defined in (GSM 04.08 [2]).
- D. attImmediateAssingProcs.
- E. A single integer value.
- F. CELL Measurement Function.

**B.2.1.5 Successful IMMEDIATE ASSIGNMENT Procedures**

- A. This measurement provides the number of successful immediate assignment procedures.
- B. CC.
- C. Transmission of "IMMEDIATE ASSIGN COMMAND" Message. This message contains either an "IMMEDIATE ASSIGNMENT" Message or an "IMMEDIATE ASSIGNMENT EXTENDED" Message. If an "IMMEDIATE ASSIGNMENT EXTENDED" Message is transmitted, the counter shall be incremented by two, because that Message contains assignment information for two mobiles (GSM 04.08 [2]).
- D. succlImmediateAssingProcs.
- E. A single integer value.
- F. CELL Measurement Function.

**B.2.1.6 Attempted IMMEDIATE ASSIGNMENT Procedures, per cause**

- A. This measurement provides the number of attempted immediate assignment procedures, per cause.
- B. CC.
- C. Receipt of "CHANNEL REQUIRED" Message. Note, the establishment causes are: "EMERGENCY CALL", "CALL RE-ESTABLISHMENT", "ANSWER TO PAGING", "ORIGINATING CALL" , "LOCATION UPDATING" and "OTHER PROCEDURES" as defined in (GSM 04.08 [2]).
- D. attImmediateAssingProcsPerCause.
- E. An integer value per cause.
- F. CELL Measurement Function.

**B.2.1.7 Successful IMMEDIATE ASSIGNMENT Procedures, per cause**

- A. This measurement provides the number of successful immediate assignment procedures, per cause.
- B. CC.
- C. Transmission of "IMMEDIATE ASSIGN COMMAND" Message. This Message contains either an "IMMEDIATE ASSIGNMENT" Message or an "IMMEDIATE ASSIGNMENT EXTENDED" Message, per cause. Note, the establishment causes are: "EMERGENCY CALL", "CALL RE-ESTABLISHMENT", "ANSWER TO PAGING", "ORIGINATING CALL" , "LOCATION UPDATING" and "OTHER PROCEDURES". The "IMMEDIATE ASSIGNMENT EXTENDED" Message contains assignment information for two mobiles (GSM 04.08 [2]). If the establishment cause is identical for the the two mobile stations, the counter shall be incremented by two. Otherwise the affected counters shall be incremented by one.
- D. succlImmediateAssingProcsPerCause.
- E. An integer value per cause.
- F. CELL Measurement Function.

**B.2.1.8 Number of Pages Discarded from the PCH Queue**

- A. This measurement provides the number of Paging messages which are discarded from the PCH queue before they could be transmitted.
- B. CC.
- C. Pages can be discarded from the queues (assuming queuing is in operation) for a number of reasons, including queue overflow, priority insertion in the queue causing an overflow and in-queue timer expiry (GSM 04.08 [2]).
- D. nbrOfPagesDiscardedFromPCHQueue.
- E. An integer value for the paging queue in the CELL.
- F. CELL Measurement Function.

**B.2.1.9 Mean duration of a successful Paging Procedure**

- A. This measurement provides the arithmetic mean duration of a successful Paging procedure, i.e. from transmission of the page request towards the BSCs and receipt of a positive response.

- B. CC.
- C. An accumulation is performed for the time taken by each Paging procedure during the granularity period and an arithmetic mean is taken from the observed values. The measured time will be between Transmission of a "PAGING REQUEST" service request to Receipt of "PAGING RESPONSE" service confirmation (GSM 04.08 [2]).
- D. meanDurationOfSuccPagingProcs.
- E. A single real value.
- F. CELL Measurement Function.

**B.2.1.10 Number of Available TCHs**

- A. This measurement provides the number of TCHs which are available for use (including those which are actually in use).
- B. GAUGE.
- C. The gauge will be incremented when the TCH becomes available and decremented when it becomes unavailable. The TCH is available when its administrative state is "unlocked" or "shuttingdown" and the operational state is "enabled", and is unavailable when its administrative state changes to "locked" or operational state changes to "disabled". The gauge value equals the number of TCHs with an administrative state of "unlocked" or "shuttingdown" and an operational state of "enabled", (GSM 04.08 [2]).
- D. nbrOfAvailableTCHs.
- E. A single integer value.
- F. CELL Measurement Function.

**B.2.1.11 Mean number of busy TCHs**

- A. This measurement provides the arithmetic mean of the number of TCHs which are simultaneously in use.
- B. SI.
- C. This measurement is obtained by sampling at a pre-defined interval (System designed), the number of TCHs which are carrying traffic and then taking the arithmetic mean (GSM 04.08 [2]).
- D. meanNbrOfBusyTCHs.
- E. A single real value.
- F. CELL Measurement Function.

**B.2.1.12 Maximum number of busy TCHs**

- A. This measurement provides the highest recorded value for the number of TCHs simultaneously in use.
- B. GAUGE.
- C. This measurement is obtained by sampling at a pre-defined interval (System designed), the number of TCHs which are "busy", and then taking the maximum of all such values at the end of the granularity period. TCH is busy between an "ASSIGNMENT COMPLETE" Message and the complementary "RELEASE" Message, (GSM 04.08 [2]).
- D. maxNbrOfBusyTCHs.
- E. A single integer value.
- F. CELL Measurement Function.

**B.2.1.13 Mean number of idle TCHs per interference band**

- A. This measurement provides the arithmetic mean of the number of idle TCHs per interference band. The TCH is said to be idle if it can be allocated for a request. Idle TCHs are allocated in five classes (GSM 05.01) depending on the measured interference level.
- B. SI.
- C. This measurement is obtained by sampling at a pre-defined interval (System designed), the number of idle TCHs per interference band and then taking the arithmetic mean (GSM 04.08 [2]).
- D. meanNbrOfIdleTCHsPerInterferenceBand.
- E. A real value per interference band.
- F. CELL Measurement Function.

**B.2.1.14 Attempted TCH seizures**

- A. This measurement provides the number of attempted TCH seizures.
- B. CC.
- C. Transmission of "ASSIGNMENT COMMAND" Message to the MS, (GSM 04.08 [2]).
- D. attTCHSeizures.
- E. A single integer value.
- F. CELL Measurement Function.

**B.2.1.15 Successful TCH seizures**

- A. This measurement provides the number of successful TCH seizures.
- B. CC.
- C. Receipt of "ASSIGNMENT COMPLETE" Message from the MS, (GSM 04.08 [2]).
- D. succTCHSeizures.
- E. A single integer value.
- F. CELL Measurement Function.

**B.2.1.16 Attempted TCH Seizures meeting an TCH blocked state**

- A. This measurement provides the number of attempted TCH seizures meeting all busy TCH state.
- B. CC.
- C. Receipt of "SETUP" Message from the MS meeting all TCH busy state (GSM 04.08 [2]).
- D. attTCHSeizuresMeetingTCHBlockedState.
- E. A single integer value.
- F. CELL Measurement Function.

**B.2.1.17 All Available TCH Allocated Time**

- A. This measurement provides the accumulated time during the granularity period when all available TCHs were in use or otherwise unavailable to be allocated.
- B. CC.
- C. Each time segment represents the elapsed time from the last available TCH being allocated to the next occurrence of a release of a TCH, so making it available for allocation. The allocation event can be for any reason e.g. new call, Handover and is represented by an "ASSIGNMENT COMPLETE" Message. These time segments are accumulated to give a single total (GSM 04.08 [2]).
- D. allAvailableTCHAllocatedTime.
- E. A single real value.
- F. CELL Measurement Function.

**B.2.1.18 Mean TCH busy time**

- A. This measurement provides the arithmetic mean of the busy time for TCHs in a CELL, i.e. the time the channels have been occupied.
- B. SI.
- C. This measurement is obtained by accumulating each TCHs busy time. TCH is busy between an "ASSIGNMENT COMPLETE" Message and the complementary "RELEASE" Message. All values are added up and divided by the number of TCHs at the end of the granularity period to obtain the arithmetic mean. (Further information can be found in GSM 04.08 [2]).
- D. meanTCHBusyTime.
- E. A single real value
- F. CELL Measurement Function.

**B.2.1.19 Mean TCH queue length**

- A. This measurement provides the arithmetic mean of the number of queued TCH assignment procedures.
- B. SI.
- C. This measurement is obtained by sampling at a pre-defined interval (System designed), the TCH queue length and then taking the arithmetic mean (GSM 04.08 [2]).
- D. meanTCHQueueLength.
- E. A single real value.
- F. CELL Measurement Function.

**B.2.1.20 Number of lost Radio links while using a TCH**

- A. This measurement provides the number of calls terminated due to RF failure on the radio path.
- B. CC.
- C. A local end release due to a "RADIO LINK FAILURE" experienced by the BTS when using a TCH (GSM 05.08 [4]).
- D. nbrOfLostRadioLinksTCH.
- E. A single integer value.
- F. CELL Measurement Function.

**B.2.1.21 Number of Available SDCCHs**

- A. This measurement provides the number of SDCCHs which are available to be used (including those actually in use).
- B. GAUGE.
- C. The gauge will be incremented when the SDCCH becomes available and decremented when it becomes unavailable. The SDCCH is available when its administrative state is "unlocked" or "shuttingdown" and the operational state is "enabled", and is unavailable when its administrative state changes to "locked" or operational state changes to "disabled". The gauge value equals the number of SDCCHs with an administrative state of "unlocked" or "shuttingdown" and an operational state of "enabled", (GSM 04.08 [2]).
- D. nbrOfAvailableSDCCHs.
- E. A single integer value.
- F. CELL Measurement Function.

**B.2.1.22 Mean number of busy SDCCHs**

- A. This measurement provides the arithmetic mean of the number of SDCCHs which are simultaneously in use.
- B. SI.
- C. This measurement is obtained by sampling at a pre-defined interval (System designed), the SDCCHs which are busy and then taking the arithmetic mean (GSM 04.08 [2]).
- D. meanNbrOfBusySDCCHs.
- E. A single real value.
- F. CELL Measurement Function.

**B.2.1.23 Maximum number of busy SDCCHs**

- A. This measurement provides the highest recorded value for the number of SDCCHs simultaneously in use.
- B. GAUGE.
- C. This measurement is obtained by sampling at a pre-defined interval (System designed), the number of SDCCHs which are "busy", and then taking the maximum of all such values at the end of the granularity period, (GSM 04.08 [2]).
- D. maxNbrOfBusySDCCHs.
- E. A single integer value.
- F. CELL Measurement Function.



**B.2.1.24 Attempted SDCCH Seizures meeting an SDCCH blocked state**

- A. This measurement provides the number of attempted SDCCH seizures meeting all busy SDCCH state.
- B. CC.
- C. Receipt of "CHANNEL REQUEST" Message from the MS sent on the RACH meeting all SDCCH busy state (GSM 04.08 [2]).
- D. attSDCCHSeizuresMeetingSDCCHBlockedState.
- E. A single integer value.
- F. CELL Measurement Function.

**B.2.1.25 All Available SDCCH Allocated Time**

- A. This measurement provides the accumulated time during the granularity period when all available SDCCHs are in use or otherwise unavailable to be allocated.
- B. CC.
- C. Each time segment represents the elapsed time from the last available SDCCH being allocated to the next occurrence of a release of a SDCCH, so making it available for allocation. The allocation event can be for any reason e.g. new call, Handover, and is represented by a SABM Message. These time segments are accumulated to give a single total (GSM 04.08 [2]).
- D. allAvailableSDCCHAllocatedTime.
- E. A single real value.
- F. CELL Measurement Function.

**B.2.1.26 Mean SDCCH queue length**

- A. This measurement provides the arithmetic mean of the number of all messages waiting for transmission on the SDCCH.
- B. SI.
- C. This measurement is obtained by sampling at a pre-defined interval (System designed), the SDCCH queue length and then taking the arithmetic mean (GSM 04.08 [2]).
- D. meanSDCCHQueueLength.
- E. A single real value.
- F. CELL Measurement Function.

**B.2.1.27 Number of lost Radio links while using an SDCCH**

- A. This measurement provides the number of RF failure while using the SDCCH.
- B. CC.
- C. A local end release, due to a "RADIO LINK FAILURE", experienced by the BTS when using an SDCCH (GSM 08.58 [6]).
- D. nbrOfLostRadioLinksSDCCH.
- E. A single integer value.
- F. CELL Measurement Function.

**B.2.1.28 Relative time downlink power control at maximum**

- A. This measurement provides the time downlink power control was running at maximum level for the busy TCHs over the measured period, relative to the total TCH busy time.
- B. CC.
- C. Each time segment represents the elapsed time when BS\_TXPWR\_MAX is at maximum for each busy TCH. These time segments are accumulated to give a single total. From this information a value is derived such that it reflects a percentage of the total channel busy time, (GSM 05.08 [4]).
- D. relativeTimeDLPowerControlAtMax.
- E. A single real value.
- F. CELL Measurement Function.

**B.2.1.29 Relative time uplink power control at maximum**

- A. This measurement provides the time uplink power control was running at maximum level for the seized TCHs over the measured period, relative to the total TCH busy time.
- B. CC.
- C. Each time segment represents the elapsed time when MS\_TXPWR\_MAX is at maximum for each busy TCH. These time segments are accumulated to give a single total. From this information a value is derived such that it reflects a percentage of the total channel busy time, (GSM 05.08 [4]).
- D. relativeTimeULPowerControlAtMax.
- E. A single real value.
- F. CELL Measurement Function.

**B.2.1.30 Successful Internal Handovers, intra-CELL**

- A. This measurement provides the number of times a call moves from the occupied channel of the CELL to another free channel of the same CELL.
- B. CC.
- C. Transmission of "HANDOVER PERFORMED" Message to the MSC (GSM 08.08 [5]).
- D. succInternalHDOsIntraCell.
- E. A single integer value.
- F. CELL Measurement Function.

**B.2.1.31 Unsuccessful Internal Handovers, intra-CELL**

- A. This measurement provides the number of unsuccessful intra CELL Handovers, i.e. an attempt was made to move a call from the occupied channel of the CELL to another free channel of the same CELL.
- B. CC.
- C. Receipt of "ASSIGNMENT FAILURE" Message for the attempted handover (GSM 04.08 [2]).
- D. unsucInternalHDOsIntraCell.
- E. A single integer value.
- F. CELL Measurement Function.

**B.2.1.32 Attempted incoming Internal inter CELL Handovers**

- A. This measurement provides the number of attempted incoming Handovers into the observed CELL from the related adjacent CELLS controlled by the same BSC, further information can be found in GSM 04.08 [2], 08.08 [5] and 08.58 [6].
- B. CC.
- C. An occurrence of a BSC internal event, depending on Handover algorithm.
- D. attIncomingInternalInterCellHDOs.
- E. A single integer value.
- F. CELL Measurement Function.

**B.2.1.33 Successful incoming Internal inter CELL Handovers**

- A. This measurement provides the number of successful incoming Handovers into the observed CELL from the related adjacent CELLS controlled by the same BSC.
- B. CC.
- C. Transmission of a "HANDOVER PERFORMED" Message to the MSC (GSM 08.08 [5]).
- D. succIncomingInternalInterCellHDOs.
- E. A single integer value.
- F. CELL Measurement Function.

**B.2.1.34 Attempted outgoing Internal inter CELL Handovers**

- A. This measurement provides the number of attempted outgoing Handovers from the observed CELL to the related adjacent CELLS controlled by the same BSC.
- B. CC.
- C. Transmission of a "HANDOVER COMMAND" Message (GSM 08.08 [5]).
- D. attOutgoingInternalInterCellHDOs.
- E. A single integer value.
- F. CELL Measurement Function.

**B.2.1.35 Successful outgoing Internal inter CELL Handovers**

- A. This measurement provides the number of successful outgoing Handovers from the observed CELL to the related adjacent CELLS controlled by the same BSC.
- B. CC.
- C. Transmission of a "HANDOVER PERFORMED" Message to the MSC (GSM 08.08 [5]).
- D. succOutgoingInternalInterCellHDOs.
- E. A single integer value.
- F. CELL Measurement Function.

**B.2.1.36 Unsuccessful Internal Handovers with reconnection to old channels**

- A. This measurement provides the number of unsuccessful Handovers (with reconnection to the original channels), for the observed CELL.
- B. CC.
- C. Receipt of "HANDOVER FAILURE" Message received for the attempted handover (GSM 04.08 [2]).
- D. unsuccHDOsWithReconnection.
- E. A single integer value.
- F. CELL Measurement Function.

**B.2.1.37 Unsuccessful Internal Handovers with loss of connection**

- A. This measurement provides the number of unsuccessful Handovers that end in losing the speech channel, for the observed CELL.
- B. CC.
- C. Expiry of timer T3103 for Inter CELL Handovers and Expiry of timer T3107 for Intra CELL Handovers (GSM 04.08 [2]).
- D. unsuccHDOsWithLossOfConnection.
- E. A single integer value.
- F. CELL Measurement Function.

**B.2.2 Internal HDO Measurement Function**

This measurement function allows Internal Handover information per observed CELL to be collected on a per adjacent originating or target CELL basis. This is achieved by specifying the adjacent originating or target CELL identity as parameter when initiating the Measurement Function.

**B.2.2.1 Attempted incoming Internal inter CELL Handovers per originating CELL**

- A. This measurement provides the number of attempted incoming Handovers into the observed CELL from the specified adjacent originating CELL, controlled by this BSC, further information can be found in GSM 04.08 [2], 08.08 [5] and 08.58 [6].
- B. CC.
- C. An occurrence of a BSC internal event, depending on Handover algorithm.
- D. attIncomingInternalInterCellHDOsPerOriginatingCell.
- E. A single integer value for the observed CELL from the originating CELL.
- F. Internal HDO Measurement Function.

**B.2.2.2 Successful incoming Internal inter CELL Handovers per originating CELL**

- A. This measurement provides the number of successful incoming Handovers into the observed CELL from the specified adjacent originating CELL controlled by this BSC.
- B. CC.
- C. Transmission of a "HANDOVER PERFORMED" Message to the MSC (GSM 08.08 [5]).
- D. succIncomingInternalInterCellHDOsPerOriginatingCell.
- E. A single integer value for the observed CELL from the originating CELL.
- F. Internal HDO Measurement Function.

**B.2.2.3 Attempted outgoing Internal inter CELL Handovers per target CELL**

- A. This measurement provides the number of attempted outgoing Handovers from the observed CELL to the specified adjacent target CELL controlled by this BSC.
- B. CC.
- C. Transmission of a "HANDOVER COMMAND" Message (GSM 04.08 [2]).
- D. attOutgoingInternalInterCellHDOsPerTargetCell.
- E. A single integer value for the observed CELL to the target CELL.
- F. Internal HDO Measurement Function.

**B.2.2.4 Successful outgoing Internal inter CELL Handovers per target CELL**

- A. This measurement provides the number of successful outgoing Handovers from the observed CELL to the specified adjacent target CELL controlled by this BSC.
- B. CC.
- C. Transmission of a "HANDOVER PERFORMED" Message to the MSC (GSM 08.08 [5]).
- D. succOutgoingInternalInterCellHDOsPerTargetCell.
- E. A single integer value for the observed CELL to the target CELL.
- F. Internal HDO Measurement Function.

**B.3 Measurements Related to the MSC**

**B.3.1 MSC Measurement Function**

**B.3.1.1 Number of class mark updates**

- A. This measurement provides the number of classmark updates received from the BSS at the MSC.
- B. CC.
- C. Receipt of "CLASSMARK UPDATE" Message (GSM 08.08 [5]).
- D. nbrOfClassMarkUpdates.
- E. A single integer value.
- F. MSC Measurement Function.

**B.3.1.2 Attempted mobile originating calls**

- A. This measurement provides the number of call attempts for mobile originating traffic.
- B. CC.
- C. Receipt of "CM\_SERV\_REQ" Message from the originating MS, with service type set to originating call establishment (GSM 04.08 [2]).
- D. attMobileOriginatingCalls.
- E. A single integer value.
- F. MSC Measurement Function.

**B.3.1.3 Successful mobile originating calls**

- A. This measurement provides the number of successful calls for mobile originating traffic.
- B. CC.
- C. Receipt of "ASSIGNMENT COMPLETE" Message from the originating MS, for the requested mobile originating call (GSM 08.08 [5]). Note, the "ALERTING" Message from GSM 04.08 [2] is not used as the implementation of it is optional.
- D. succMobileOriginatingCalls.
- E. A single integer value.
- F. MSC Measurement Function.

**B.3.1.4 Answered mobile originating calls**

- A. This measurement provides the number of answered calls for mobile originating traffic.
- B. CC.
- C. Receipt of "CONNECT ACKNOWLEDGE" Message from the originating MS, for the requested mobile originating call (GSM 04.08 [2]).
- D. ansMobileOriginatingCalls.
- E. A single integer value.
- F. MSC Measurement Function.

**B.3.1.5 Attempted mobile terminating calls**

- A. This measurement provides the number of call attempts for mobile terminating traffic.
- B. CC.
- C. Transmission of "SETUP" Message to the called MS, for the requested mobile terminating call (GSM 04.08 [2]).
- D. attMobileTerminatingCalls.
- E. A single integer value.
- F. MSC Measurement Function.

**B.3.1.6 Successful mobile terminating calls**

- A. This measurement provides the number of successful calls for mobile terminating traffic.
- B. CC.
- C. Receipt of "ASSIGNMENT COMPLETE" Message from the called MS, for the requested mobile terminating call (GSM 08.08 [5]). Note, the "ALERTING" Message from GSM 04.08 [2] is not used as the implementation of it is optional.
- D. succMobileTerminatingCalls.
- E. A single integer value.
- F. MSC Measurement Function.

**B.3.1.7 Answered mobile terminating calls**

- A. This measurement provides the number of answered calls for mobile terminating traffic.
- B. CC.
- C. Transmission of "CONNECTION ACKNOWLEDGE" Message to the called MS, for the requested mobile terminating call (GSM 04.08 [2]).
- D. ansMobileTerminatingCalls.
- E. A single integer value.
- F. MSC Measurement Function.

**B.3.1.8 Attempted Mobile Emergency calls**

- A. This measurement provides the number of emergency call attempts.
- B. CC.
- C. Receipt of "CM\_SERV\_REQ" Message from the originating MS, with service indicator set to emergency call (GSM 04.08 [2]).
- D. attMobileEmergencyCalls.
- E. A single integer value.
- F. MSC Measurement Function.



**B.3.1.9 Successful Mobile Emergency calls**

- A. This measurement provides the number of successful emergency calls.
- B. CC.
- C. Receipt of "ASSIGNMENT COMPLETE" Message from the originating MS, for the requested emergency call (GSM 08.08 [5]). Note, the "ALERTING" Message from GSM 04.08 [2] is not used as the implementation of it is optional.
- D. succMobileEmergencyCalls.
- E. A single integer value.
- F. MSC Measurement Function.

**B.3.1.10 Answered Mobile Emergency calls**

- A. This measurement provides the number of answered emergency calls.
- B. CC.
- C. Receipt of "CONNECTION ACKNOWLEDGE" Message from the originating MS, for the requested emergency call (GSM 04.08 [2]).
- D. ansMobileEmergencyCalls.
- E. A single integer value.
- F. MSC Measurement Function.

**B.3.1.11 Attempted ciphering mode control procedures**

- A. This measurement provides the number of ciphering mode control procedures transmitted (these are counted as attempts).
- B. CC.
- C. Transmission of "CIPHER MODE COMMAND" (GSM 08.08 [5]).
- D. attCipheringModeControlProcs.
- E. A single integer value.
- F. MSC Measurement Function.

**B.3.1.12 Successful ciphering mode control procedures**

- A. This measurement provides the number of successful ciphering mode control procedures.
- B. CC.
- C. Receipt of "CIPHER MODE COMPLETE" Message (GSM 08.08 [5]).
- D. succCipheringModeControlProcs.
- E. A single integer value.
- F. MSC Measurement Function.

**B.3.1.13 Attempted interrogations of HLRs for routing**

- A. This measurement provides the number of HLR interrogations by the GMSC with the purpose of routing incoming calls (these are counted as attempts).
- B. CC.
- C. Transmission of a "MAP\_SEND\_ROUTING\_INFORMATION" service request (GSM 09.02 [7]).
- D. attInterrogationOfHLRsForRouting.
- E. A single integer value.
- F. MSC Measurement Function.

**B.3.1.14 Successful interrogations of HLR (MSRN obtained)**

- A. This measurement provides the number of successful HLR interrogations, where MSRN is obtained.
- B. CC.
- C. Receipt of "MAP\_SEND\_ROUTING\_INFORMATION" service confirmation containing a "MSRN" parameter value (GSM 09.02 [7]).
- D. succlInterrogationOfHLRsMSRNObtained.
- E. A single integer value.
- F. MSC Measurement Function.

**B.3.1.15 Successful interrogations of HLR (call Forwarding)**

- A. This measurement provides the number of successful HLR interrogations, by the GMSC for call forwarding.
- B. CC.
- C. Receipt of "MAP\_SEND\_ROUTING\_INFORMATION" service confirmation containing a "Forwarding Data" parameter value (GSM 09.02 [7]).
- D. succlInterrogationOfHLRsCallForwarding.
- E. A single integer value.
- F. MSC Measurement Function.

**B.3.1.16 Attempted operations for mobile originating point to point SMS**

- A. This measurement provides the number of operations for mobile originating point to point short messages (these are counted as attempts).
- B. CC.
- C. Receipt of "RP-DATA" Message (GSM 04.11 [3]).
- D. attOpForMobileOriginatingPointToPointSMS.
- E. A single integer value.
- F. MSC Measurement Function.

**B.3.1.17 Successful operations for mobile originating point to point SMS**

- A. This measurement provides the number of successful operations for mobile originating point to point short messages.
- B. CC.
- C. Transmission of "RP-ACK" Message (GSM 04.11 [3]).
- D. succOpForMobileOriginatingPointToPointSMS.
- E. A single integer value.
- F. MSC Measurement Function.

**B.3.1.18 Attempted operations for mobile terminating point to point SMS**

- A. This measurement provides the number of operations for mobile terminating point to point short messages (these are counted as attempts).
- B. CC.
- C. Transmission of "RP-DATA" Message (GSM 04.11 [3]).
- D. attOpForMobileTerminatingPointToPointSMS.
- E. A single integer value.
- F. MSC Measurement Function.

**B.3.1.19 Successful operations for mobile terminating point to point SMS**

- A. This measurement provides the number of successful operations for mobile terminating point to point short messages.
- B. CC.
- C. Receipt of "RP-ACK" Message (GSM 04.11 [3]).
- D. succOpForMobileTerminatingPointToPointSMSs.
- E. A single integer value.
- F. MSC Measurement Function.

**B.3.1.20 Number of transmitted check IMEI request**

- A. This measurement provides the number of check IMEI request sent from MSC to the EIR.
- B. CC.
- C. Transmission of "MAP\_CHECK\_IMEI" service request (GSM 09.02 [7]).
- D. nbrOfTransCheckIMEIRequests.
- E. A single integer value.
- F. MSC Measurement Function.

**B.3.1.21 Number of white answers in MSC**

- A. This measurement provides the number of white answers received from the EIR.
- B. CC.
- C. Receipt of "MAP\_CHECK\_IMEI" service confirmation containing an "equipment status" referring to white listed equipment (GSM 09.02 [7] and GSM 02.16 [1]).
- D. nbrOfWhiteAnsInMSC.
- E. A single integer value.
- F. MSC Measurement Function.

**B.3.1.22 Number of grey answers in MSC**

- A. This measurement provides the number of grey answers received from the EIR.
- B. CC.
- C. Receipt of "MAP\_CHECK\_IMEI" service confirmation containing an "equipment status" referring to grey listed equipment (GSM 09.02 [7] and GSM 02.16 [1]).
- D. nbrOfGreyAnsInMSC.
- E. A single integer value.
- F. MSC Measurement Function.

**B.3.1.23 Number of black answers in MSC**

- A. This measurement provides the number of black answers received from the EIR.
- B. CC.
- C. Receipt of "MAP\_CHECK\_IMEI" service confirmation containing an "equipment status" referring to black listed equipment (GSM 09.02 [7] and GSM 02.16 [1]).
- D. nbrOfBlackAnsInMSC.
- E. A single integer value.
- F. MSC Measurement Function.

**B.3.1.24 Number of unknown IMEI answers**

- A. This measurement provides the number of unknown IMEI answers received from the EIR.
- B. CC
- C. Receipt of "MAP\_CHECK\_IMEI" service confirmation with a parameter "user error" referring to unknown equipment (GSM 09.02 [7]).
- D. nbrOfUnknownIMEIAnsInMSC.
- E. A single integer value.
- F. MSC Measurement Function.

**B.3.1.25 Mean time to provide the CALL SETUP service**

- A. This measurement provides the arithmetic mean of the time to provide the CALL SETUP service to a requesting MS.
- B. DER.
- C. This measurement is obtained by accumulating the time intervals between "SETUP" and the corresponding "ASSIGNMENT COMPLETE" messages over a granularity period using DER. This end value of the time will then be divided by the number of call set-ups observed in the granularity period to give the arithmetic mean (GSM 04.08 [2], GSM 08.08 [5]).
- D. meanTimeToCallSetupService.
- E. A single real value.
- F. MSC Measurement Function.

**B.3.1.26 Mean time to provide the LOCATION UPDATING service**

- A. This measurement provides the arithmetic mean of the time to provide the LOCATION UPDATING service to an MS changing Location area.
- B. DER.
- C. This measurement is obtained by accumulating the time interval between "LOCATION UPDATE REQUEST" and the corresponding "LOCATION UPDATING ACCEPT" Message over a granularity period using DER. This end value of the time will then be divided by number of Location Update requests observed in the granularity period to give the arithmetic mean (GSM 04.08 [2]).
- D. meanTimeToLocationUpdateService.
- E. A single real value.
- F. MSC Measurement Function.

**B.3.1.27 Transactions on the MM-layer where subscriber was identified with TMSI**

- A. This measurement provides the number of transactions on the MM-layer where the mobile subscriber was identified with his TMSI.
- B. CC.
- C. Any MM-layer transaction which causes the MS to be identified with his TMSI (GSM 04.08 [2]) i.e. CM\_Re-establishment, CM\_Service request, Identity response, IMSI detach indication, Location updating accept, Location updating request, TMSI re-allocation command.
- D. transSubIdentifiedWithTMSI.
- E. A single integer value.
- F. MSC Measurement Function.

**B.3.1.28 Transactions on the MM-layer where subscriber was identified with IMSI**

- A. This measurement provides the number of transactions on the MM-layer where the mobile subscriber was identified with his IMSI.
- B. CC.
- C. Any MM-layer transaction which causes the MS to be identified with his IMSI (GSM 04.08 [2]), i.e. CM\_Re-establishment, CM\_Service request, Identity response, IMSI detach indication, Location updating accept, Location updating request, TMSI re-allocation command.
- D. transSubIdentifiedWithIMSI.
- E. A single integer value.
- F. MSC Measurement Function.

**B.3.1.29 Attempted TMSI re-allocations**

- A. This measurement provides the number of TMSI re-allocation, invoked either explicitly as part of TMSI re-allocation procedure or implicitly as part of Location Update procedure.
- B. CC.
- C. Transmission of "TMSI REALLOCATION COMMAND" Message, or a "LOCATION UPDATING ACCEPT" Message where the MS is identified with TMSI (GSM 04.08 [2]).
- D. attTMSIReallocations.
- E. A single integer value.
- F. MSC Measurement Function.

**B.3.1.30 Successful TMSI re-allocations**

- A. This measurement provides the number of successfully performed TMSI re-allocations.
- B. CC.
- C. Receipt of "TMSI REALLOCATION COMPLETE" Message (GSM 04.08 [2]).
- D. succTMSIReallocations.
- E. A single integer value.
- F. MSC Measurement Function.

**B.3.1.31 IMSI detach procedures**

- A. This measurement provides the number of IMSI procedures that involve a detach within one MSC area, (see BSC Measurement Function for IMSI attach procedures)
- B. CC.
- C. Receipt of "IMSI DETACH INDICATION" Message from the MS (GSM 04.08 [2]).
- D. imsiDetachProcs.
- E. A single integer value.
- F. MSC Measurement Function.

**B.3.1.32 IMSI attach procedures**

- A. This measurement provides the number of IMSI procedures that involve an attach within one MSC area.
- B. CC.
- C. Receipt of "LOCATION UPDATING REQUEST" Message from the MS, indicating an IMSI attach, (GSM 04.08 [2]) (see MSC Measurement Function for IMSI detach procedures).
- D. imsiAttachProcs.
- E. A single integer value.
- F. MSC Measurement Function.

**B.3.1.33 Attempted incoming External intra-MSC Handovers**

- A. This measurement provides the number of attempted incoming Handovers into the observed CELL from the related adjacent CELLS controlled by this MSC.
- B. CC.
- C. Transmission of a "HANDOVER REQUEST" Message to the BSC (GSM 08.08 [5]).
- D. attIncomingExternalIntraMSCHDOs.
- E. A single integer value.
- F. MSC Measurement Function.

**B.3.1.34 Successful incoming External intra-MSC Handovers**

- A. This measurement provides the number of successful incoming Handovers into the observed CELL from the related adjacent CELLS controlled by this MSC.
- B. CC.
- C. Receipt of a "HANDOVER COMPLETE" Message from the BSC (GSM 08.08 [5]).
- D. succIncomingExternalIntraMSCHDOs.
- E. A single integer value.
- F. MSC Measurement Function.

**B.3.1.35 Attempted outgoing External intra-MSC Handovers**

- A. This measurement provides the number of attempted outgoing Handovers from the observed CELL to the related adjacent CELLS controlled by this MSC (only first attempt shall be counted).
- B. CC.
- C. Receipt of a "HANDOVER REQUIRED" Message from the BSC (GSM 08.08 [5]).
- D. attOutgoingExternalIntraMSCHDOs.
- E. A single integer value.
- F. MSC Measurement Function.

**B.3.1.36 Successful outgoing External intra-MSC Handovers**

- A. This measurement provides the number of successful outgoing Handovers from the observed CELL to the related adjacent CELLS controlled by this MSC, further information can be found in GSM 04.08 [2], 08.08 [5], and 08.58 [6].
- B. CC.
- C. Completion of release procedure for the involved channel.
- D. succOutgoingExternalIntraMSCHDOs.
- E. A single integer value.
- F. MSC Measurement Function.



**B.3.1.37 Attempted incoming inter-MSC Handovers**

- A. This measurement provides the number of attempted incoming Handovers into the observed CELL from the related adjacent CELLS NOT controlled by this MSC.
- B. CC.
- C. Receipt of a "MAP\_PERFORM\_HANOVER" service indication with target CELL identity equal to the observed CELL (GSM 09.02 [7]).
- D. attIncomingInterMSCHDOs.
- E. A single integer value.
- F. MSC Measurement Function.

**B.3.1.38 Successful incoming inter-MSC Handovers**

- A. This measurement provides the number of successful incoming Handovers into the observed CELL from the related adjacent CELLS NOT controlled by this MSC.
- B. CC.
- C. Receipt of a "MAP\_SEND\_END\_SIGNAL" service confirmation (GSM 09.02 [7]).
- D. succIncomingInterMSCHDOs.
- E. A single integer value.
- F. MSC Measurement Function.

**B.3.1.39 Attempted outgoing inter-MSC Handovers**

- A. This measurement provides the number of attempted outgoing Handovers from the observed CELL to the related adjacent CELLS NOT controlled by this MSC.
- B. CC.
- C. Transmission of a "MAP\_PERFORM\_HANOVER" service request (GSM 09.02 [7]).
- D. attOutgoingInterMSCHDOs.
- E. A single integer value.
- F. MSC Measurement Function.

**B.3.1.40 Successful outgoing inter-MSC Handovers**

- A. This measurement provides the number of successful outgoing Handovers from the observed CELL to the related adjacent CELLS NOT controlled by this MSC.
- B. CC.
- C. Transmission of "MAP\_SEND\_END\_SIGNAL" service response (GSM 09.02 [7]).
- D. succOutgoingInterMSCHDOs.
- E. A single integer value.
- F. MSC Measurement Function.

**B.3.1.41 Attempted subsequent inter-MSC Handovers (back to MSCa)**

- A. This measurement provides the number of attempted subsequent inter-MSC Handovers, where the call is handed back to the anchor MSC (MSCa), i.e. the first hand over takes place from MSCa to MSCb then subsequently an attempt is made to hand back to MSCa.
- B. CC.
- C. Receipt of "MAP\_PERFORM\_SUBSEQUENT\_HANDOVER" service indication with target MSC identity equal to MSCa (GSM 09.02 [7]).
- D. attSubsequentInterMSCHDOsMSCa.
- E. A single integer value.
- F. MSC Measurement Function.

**B.3.1.42 Successful subsequent inter-MSC Handovers (back to MSCa)**

- A. This measurement provides the number of successful subsequent inter-MSC Handovers, where the call is handed back to the anchor MSC (MSCa). i.e. the first hand over takes place from MSCa to MSCb then the call is subsequently successfully handed back to MSCa.
- B. CC.
- C. Transmission of "MAP\_SEND\_END\_SIGNAL" service response (Handover to MSCa) (GSM 09.02 [7]).
- D. succSubsequentInterMSCHDOsMSCa.
- E. A single integer value.
- F. MSC Measurement Function.

**B.3.1.43 Attempted subsequent inter-MSC Handovers (to MSCc)**

- A. This measurement provides the number of attempted subsequent inter-MSC Handovers, where the call is handed over to MSCc, i.e. the first hand over takes place from MSCa to MSCb then subsequently an attempt is made to hand over to MSCc.
- B. CC.
- C. Receipt of "MAP\_PERFORM\_SUBSEQUENT\_HANDOVER" service indication, with target MSC identity equal to MSCc (GSM 09.02 [7]).
- D. attSubsequentInterMSCHDOsMSCc.
- E. A single integer value.
- F. MSC Measurement Function.

**B.3.1.44 Successful subsequent inter-MSC Handovers (to MSCc)**

- A. This measurement provides the number of successful subsequent inter-MSC Handovers, where the call is handed over to MSCc, i.e. the first hand over takes place from MSCa to MSCb then the call is subsequently successfully handed over to MSCc.
- B. CC.
- C. Transmission of "MAP\_SEND\_END\_SIGNAL" service response (Handover to MSCc) (GSM 09.02 [7]).
- D. succSubsequentInterMSCHDOsMSCc.
- E. A single integer value.
- F. MSC Measurement Function.

**B.3.1.45 External Handovers**

- A. This measurement provides the number of attempted MSC controlled Handovers.
- B. CC.
- C. Receipt of a "HANDOVER REQUIRED" Message (GSM 08.08 [5]).
- D. externalHDOs.
- E. A single integer value.
- F. MSC Measurement Function.

**B.3.1.46 External Handovers per cause**

- A. This measurement provides the number of attempted MSC controlled Handovers, per cause.
- B. CC.
- C. Receipt of a "HANDOVER REQUIRED" Message (GSM 08.08 [5]).
- D. externalHDOsPerCause.
- E. An integer value per cause.
- F. MSC Measurement Function.

**B.3.1.47 Unsuccessful External Handovers with reconnection to old channels, per MSC**

- A. This measurement provides the number of unsuccessful Handovers with reconnection to the original channels (TCH & SDCCH), on a per MSC basis.
- B. CC.
- C. Receipt of: "HANDOVER FAILURE" Message for the attempted handover (GSM 08.08 [5]).
- D. unsuccExternHDOsWithReconnectionPerMSC.
- E. A single integer value.
- F. MSC Measurement Function.

**B.3.1.48 Unsuccessful External Handovers with loss of connection, per MSC**

- A. This measurement provides the number of unsuccessful Handovers, with loss of the call, on a per MSC basis.
- B. CC.
- C. Receipt of "CLEAR REQUEST" Message for the requested Handover (GSM 08.08 [5]).
- D. unsuccExternHDOsWithLossOfConnectionPerMSC.
- E. A single integer value.
- F. MSC Measurement Function.

**B.3.2 External HDO Measurement Function**

This measurement function allows external Handover information per observed CELL to be collected on a per adjacent originating or target CELL basis. For the external Handovers both the observed CELL and the adjacent originating or target CELL identity has to be specified as the parameter when initiating the Measurement Function.

**B.3.2.1 Attempted incoming External intra-MSC Handovers per originating CELL**

- A. This measurement provides the number of attempted incoming Handovers into the observed CELL from the specified adjacent originating CELL, controlled by this MSC.
- B. CC.
- C. Transmission of a "HANDOVER REQUEST" Message to the BSC (GSM 08.08 [5]).
- D. attIncomingExternalIntraMSCHDOsPerOriginatingCell.
- E. A single integer value for the observed CELL from the originating CELL.
- F. External HDO Measurement Function.

**B.3.2.2 Successful incoming External intra-MSC Handovers per originating CELL**

- A. This measurement provides the number of successful incoming Handovers into the observed CELL from the specified adjacent originating CELL, controlled by this MSC.
- B. CC.
- C. Receipt of a "HANDOVER COMPLETE" Message from the BSC (GSM 08.08 [5]).
- D. succIncomingExternalIntraMSCHDOsPerOriginatingCell.
- E. A single integer value for the observed CELL from the originating CELL.
- F. External HDO Measurement Function.

**B.3.2.3 Attempted outgoing External intra-MSC Handovers per target CELL**

- A. This measurement provides the number of attempted outgoing Handovers from the observed CELL to the specified adjacent target CELL, controlled by this MSC (only first attempt shall be counted).
- B. CC.
- C. Receipt of a "HANDOVER REQUIRED" Message from the BSC (GSM 08.08 [5]).
- D. attOutgoingExternalIntraMSCHDOsPerTargetCell.
- E. A single integer value for the observed CELL to the target CELL.
- F. External HDO Measurement Function.

**B.3.2.4 Successful outgoing External intra-MSC Handovers per target CELL**

- A. This measurement provides the number of successful outgoing Handovers from the observed CELL to the specified adjacent target CELL, controlled by this MSC, further information can be found in GSM 04.08 [2], 08.08 [5], and 08.58 [6].
- B. CC.
- C. Completion of release procedure for the involved channel.
- D. succOutgoingExternalIntraMSCHDOsPerTargetCell.
- E. A single integer value for the observed CELL to the target CELL.
- F. External HDO Measurement Function.

**B.3.2.5 Attempted incoming inter-MSC Handovers per originating CELL**

- A. This measurement provides the number of attempted incoming Handovers into the observed CELL from the specified adjacent originating CELL, NOT controlled by this MSC.
- B. CC.
- C. Receipt of a "MAP\_PERFORM\_HANDOVER" service indication with target CELL identity equal to the observed CELL (GSM 09.02 [7]).
- D. attIncomingInterMSCHDOsPerOriginatingCell.
- E. A single integer value for the observed CELL from the originating CELL.
- F. External HDO Measurement Function.

**B.3.2.6 Successful incoming inter-MSC Handovers per originating CELL**

- A. This measurement provides the number of successful incoming Handovers into the observed CELL from the specified adjacent originating CELL, NOT controlled by this MSC.
- B. CC.
- C. Receipt of a "MAP\_SEND\_END\_SIGNAL" service confirmation (GSM 09.02 [7]).
- D. succIncomingInterMSCHDOsPerOriginatingCell.
- E. A single integer value for the observed CELL from the originating CELL.
- F. External HDO Measurement Function.

**B.3.2.7 Attempted outgoing inter-MSC Handovers per target CELL**

- A. This measurement provides the number of attempted outgoing Handovers from the observed CELL to the specified adjacent target CELL, NOT controlled by this MSC.
- B. CC.
- C. Transmission of a "MAP\_PERFORM\_HANDOVER" service request (GSM 09.02 [7]).
- D. attOutgoingInterMSCHDOsPerTargetCell.
- E. A single integer value for the observed CELL to the target CELL.
- F. External HDO Measurement Function.

**B.3.2.8 Successful outgoing inter-MSC Handovers per target CELL**

- A. This measurement provides the number of successful outgoing Handovers from the observed CELL to the specified adjacent target CELL, NOT controlled by this MSC.
- B. CC.
- C. Transmission of "MAP\_SEND\_END\_SIGNAL" service response (GSM 09.02 [7]).
- D. succOutgoingInterMSCHDOsPerTargetCell.
- E. A single integer value for the observed CELL to the target CELL.
- F. External HDO Measurement Function.

## **B.4 Measurements Related to the HLR**

### **B.4.1 HLR Measurement Function**

#### **B.4.1.1 Number of current MS's Roaming outside HPLMN**

- A. This measurement provides the current number of home subscribers roaming outside HPLMN.
- B. GAUGE.
- C. The gauge is updated (increased or decreased) on receipt of a "MAP\_UPDATE\_LOCATION" service indication in the HLR, depending on the "VLR number" parameter value (GSM 09.02 [7]).
- D. nbrOfCurrentMSsRoamingOutsideHPLMN.
- E. A single integer value.
- F. HLR Measurement Function.

#### **B.4.1.2 Attempted requests for Authentication sets received by HLR from VLRs**

- A. This measurement provides the number of requests for Authentication sets received by the HLR from the VLRs (these are counted as attempts).
- B. CC.
- C. Receipt of an "MAP\_SEND\_AUTHENTICATION\_INFO" service indication requesting Authentication sets (parameter "AuthenticationSetKind" present GSM 09.02 [7]).
- D. attReqForAuthSetsReceivedByHLRFromVLRs.
- E. A single integer value.
- F. HLR Measurement Function.

#### **B.4.1.3 Successful returned Authentication sets from HLR to VLRs**

- A. This measurement provides the number of successful requests for Authentication sets from the HLR to the VLRs.
- B. CC.
- C. Transmission of an "MAP\_SEND\_AUTHENTICATION\_INFO" service response containing Authentication sets (parameter "AuthenticationSetList" present GSM 09.02 [7]).
- D. succReturnedAuthSetsFromHLRToVLRs.
- E. A single integer value.
- F. HLR Measurement Function.

**B.4.1.4 Empty responses to request for Authentication sets from HLR to VLRs**

- A. This measurement provides the number of empty responses sent to the VLR in response to requests for Authentication sets (the implication is that the VLR will have to reuse old Authentication sets).
- B. CC.
- C. Transmission of an "MAP\_SEND\_AUTHENTICATION\_INFO" service response, no Authentication sets present (GSM 09.02 [7]).
- D. emptyResponsesForAuthSetsFromHLRtoVLRs.
- E. A single integer value.
- F. HLR Measurement Function.

**B.4.1.5 Attempted insert subscriber data service**

- A. This measurement provides the number of insert subscriber data services sent to the VLR (these are counted as attempts).
- B. CC.
- C. Transmission of "MAP\_INSERT\_SUBSCRIBER\_DATA" service request (GSM 09.02 [7]).
- D. attInsertSubDataService.
- E. A single integer value.
- F. HLR Measurement Function.

**B.4.1.6 Successful insert subscriber data service**

- A. This measurement provides the number of successful insert subscriber data services sent to the VLR.
- B. CC.
- C. Receipt of "MAP\_INSERT\_SUBSCRIBER\_DATA" service indication without "user error" parameter value (GSM 09.02 [7]).
- D. sucInsertSubDataService.
- E. A single integer value.
- F. HLR Measurement Function.



**B.4.1.7 Attempted Location Updates**

- A. This measurement provides the number of Location Updates to be performed by the HLR, i.e. VLR changes (these are counted as attempts).
- B. CC.
- C. Receipt of "MAP\_UPDATE\_LOCATION" service indication (GSM 09.02 [7]).
- D. attLocationUpdate.
- E. A single integer value.
- F. HLR Measurement Function.

**B.4.1.8 Successful Location Updates**

- A. This measurement provides the number of successfully performed Location Updates in the HLR, i.e. VLR changes.
- B. CC.
- C. Transmission of "MAP\_UPDATE\_LOCATION" service response without "user error" parameter value (GSM 09.02 [7]).
- D. succLocationUpdate.
- E. A single integer value.
- F. HLR Measurement Function.

**B.4.1.9 Attempted SS related operations in HLR**

- A. This measurement provides the number of attempted SS related operations.
- B. CC.
- C. Receipt of a MAP service indication of: registerSS, eraseSS, activateSS, deactivateSS, registerPassword, interrogateSS, processSSrequest operations in the HLR, (GSM 09.02 [7]).
- D. attSSRelatedOperationsInHLR.
- E. A single integer value per SS operation.
- F. HLR Measurement Function.

**B.4.1.10 Successful SS related operations in HLR**

- A. This measurement provides the number of successful SS related operations.
- B. CC.
- C. Transmission of MAP service response to: registerSS, eraseSS, activateSS, deactivateSS, registerPassword, interrogateSS, processSSrequest operations in the HLR without "user error" parameter (GSM 09.02 [7]).
- D. succSSRelatedOperationsInHLR.
- E. A single integer value per SS operation.
- F. HLR Measurement Function.

**B.4.1.11 Attempted request for SM routing information**

- A. This measurement provides the number of requests for short Message routing information (these are counted as attempts).
- B. CC.
- C. Receipt of "MAP\_SEND\_ROUTING\_INFO\_FOR\_SM" service indication (GSM 09.02 [7]).
- D. attReqForSMRoutingInfo.
- E. A single integer value.
- F. HLR Measurement Function.

**B.4.1.12 Successful request for SM routing information**

- A. This measurement provides the number of successful requests for short Message routing information.
- B. CC.
- C. Transmission of "MAP\_SEND\_ROUTING\_INFO\_FOR\_SM" service response without "user error" parameter (GSM 09.02 [7]).
- D. succReqForSMRoutingInfo.
- E. A single integer value.
- F. HLR Measurement Function.

**B.4.1.13 Attempted SM delivery status report procedures**

- A. This measurement provides the number of requests to set Message waiting data into HLR or to inform HLR of successful SM transfer after polling (these are counted as attempts).
- B. CC.
- C. Receipt of "MAP\_REPORT\_SM\_DELIVERY\_STATUS" service indication (GSM 09.02 [7]).
- D. attSMDeliveryStatusReportProcs.
- E. A single integer value.
- F. HLR Measurement Function.

**B.4.1.14 Successful SM delivery status report procedures**

- A. This measurement provides the number of successful requests to set Message waiting data into HLR or to inform HLR of successful SM transfer after polling.
- B. CC.
- C. Transmission of "MAP\_REPORT\_SM\_DELIVERY\_STATUS" service response without "user error" parameter value (GSM 09.02 [7]).
- D. succSMDeliveryStatusReportProcs.
- E. A single integer value.
- F. HLR Measurement Function.

**B.4.1.15 Attempted number of send alerts**

- A. This measurement provides the number of transmissions of send alerts (these are counted as attempts).
- B. CC.
- C. Transmission of a "MAP\_ALERT\_SERVICE\_CENTRE" service request (GSM 09.02 [7]).
- D. attNbrOfSendAlerts.
- E. A single integer value.
- F. HLR Measurement Function.

**B.4.1.16 Successful number of send alerts**

- A. This measurement provides the successful transmissions of send alerts.
- B. CC.
- C. Receipt of a "MAP\_ALERT\_SERVICE\_CENTRE" service confirmation without "user error" parameter value (GSM 09.02 [7]).
- D. succNbrOfSendAlerts.
- E. A single integer value.
- F. HLR Measurement Function.

**B.4.1.17 Attempted request for MSRN**

- A. This measurement provides the number of requests for MSRN from the VLR (these are counted as attempts).
- B. CC.
- C. Transmission of "MAP\_PROVIDE\_ROAMING\_NUMBER" service request (GSM 09.02 [7]).
- D. attReqForMSRN.
- E. A single integer value.
- F. HLR Measurement Function.

**B.4.1.18 Successful request for MSRN**

- A. This measurement provides the successful responses for allocations of MSRN received from the VLR.
- B. CC.
- C. Receipt of "MAP\_PROVIDE\_ROAMING\_NUMBER" service confirmation without "user error" parameter value (GSM 09.02 [7]).
- D. succReqForMSRN.
- E. A single integer value.
- F. HLR Measurement Function.

**B.5 Measurements Related to the VLR**

**B.5.1 VLR Measurement Function**

**B.5.1.1 Attempted MS memory available notifications**

- A. This measurement provides the number of times a VLR informs the HLR that a MS is available for receiving short messages once again (these are counted as attempts).
- B. CC.
- C. Transmission of a "MAP\_READY\_FOR\_SM" service request (GSM 09.02 [7]).
- D. attMSMemoryAvailableNotifications.
- E. A single integer value.
- F. VLR Measurement Function.

**B.5.1.2 Successful MS memory available notifications**

- A. This measurement provides the number of times a VLR successfully informs the HLR that a MS is available for receiving short messages once again.
- B. CC.
- C. Receipt of "MAP\_READY\_FOR\_SM" service confirmation without "user error" parameter value (GSM 09.02 [7]).
- D. succMSMemoryAvailableNotifications.
- E. A single integer value.
- F. VLR Measurement Function.

**B.5.1.3 Attempted Identification requests to PVLRs**

- A. This measurement provides the number of identification information requests to the PVLR for subscribers registering afresh in this VLR (these are counted as attempts).
- B. CC.
- C. Transmission of "MAP\_SEND\_IDENTIFICATION" service request (GSM 09.02 [7]).
- D. attIdentificationReqToPVLRs.
- E. A single integer value.
- F. VLR Measurement Function.

**B.5.1.4 Successful Identification requests to PVLRs**

- A. This measurement provides the number of successful identification requests to the PVLR for subscriber registering afresh in this VLR.
- B. CC.
- C. Receipt of "MAP\_SEND\_IDENTIFICATION" service confirmation without "user error" parameter value (GSM 09.02 [7]).
- D. succIdentificationReqToPVLRs.
- E. A single integer value.
- F. VLR Measurement Function.

**B.5.1.5 Attempted page requests**

- A. This measurement provides the number of page requests (these are counted as attempts).
- B. CC.
- C. Transmission of "MAP\_PAGE" service request (GSM 09.02 [7]).
- D. attPageReqs.
- E. A single integer value.
- F. VLR Measurement Function.

**B.5.1.6 Successful page requests**

- A. This measurement provides the number of successful page requests.
- B. CC.
- C. Receipt of "MAP\_PAGE" service confirmation without a "user error" parameter value (GSM 09.02 [7]).
- D. succPageReqs.
- E. A single integer value.
- F. VLR Measurement Function.

**B.5.1.7 Attempted page requests per Location Area**

- A. This measurement provides the number of page requests per Location Area (these are counted as attempts).
- B. CC.
- C. Transmission of "MAP\_PAGE" service request (GSM 09.02 [7]).
- D. attPageReqsPerLocationArea.
- E. An integer value per Location Area.
- F. VLR Measurement Function.

**B.5.1.8 Successful page requests per Location Area**

- A. This measurement provides the number of successful page requests per Location Area.
- B. CC.
- C. Receipt of "MAP\_PAGE" service confirmation without a "user error" parameter value (GSM 09.02 [7]).
- D. succPageReqsPerLocationArea.
- E. An integer value per Location Area.
- F. VLR Measurement Function.

**B.5.1.9 Attempted requests for Authentication sets sent to HLR by VLRs**

- A. This measurement provides the number of requests to the HLR by the VLR for Authentication sets (these are counted as attempts).
- B. CC.
- C. Transmission of a "MAP\_SEND\_AUTHENTICATION\_INFO" service request, requesting Authentication sets (parameter "AuthenticationSetKind" present GSM 09.02 [7]).
- D. attReqForAuthSetsSentToHLR.
- E. A single integer value.
- F. VLR Measurement Function.

**B.5.1.10 Successful received Authentication sets from HLR to VLRs**

- A. This measurement provides the number of successful requests for Authentication sets from the HLR to the VLR.
- B. CC.
- C. Receipt of a "MAP\_SEND\_AUTHENTICATION\_INFO" service confirmation, containing requested Authentication sets parameter "AuthenticationSetList" present (GSM 09.02 [7]).
- D. succReceivedAuthSetsFromHLR.
- E. A single integer value.
- F. VLR Measurement Function.

**B.5.1.11 Empty responses to request for Authentication sets from HLR to VLRs**

- A. This measurement provides the number of empty responses received by the VLR in response to requests for Authentication sets (the implication is that the VLR will have to reuse old Authentication sets).
- B. CC.
- C. Receipt of a "MAP\_SEND\_AUTHENTICATION\_INFO" service confirmation, no Authentication sets present (GSM 09.02 [7]).
- D. emptyResponsesForAuthFromHLR.
- E. A single integer value.
- F. VLR Measurement Function.

**B.5.1.12 Attempted authentication procedures in VLR**

- A. This measurement provides the number of authentication requests which are sent to the MSC (these are counted as attempts).
- B. CC.
- C. Transmission of a "MAP\_AUTHENTICATE" service request (GSM 09.02 [7]).
- D. attAuthProcsInVLR.
- E. A single integer value.
- F. VLR Measurement Function.

**B.5.1.13 Successful authentication procedures in the VLR**

- A. This measurement provides the number of successful authentication procedures in the VLR.
- B. CC.
- C. Receipt of a "MAP\_AUTHENTICATE" service confirmation, where the received SRES parameter value matches value stored in the Location register (GSM 09.02 [7]).
- D. succAuthProcsInVLR.
- E. A single integer value.
- F. VLR Measurement Function.

**B.5.1.14 Attempted intra-VLR Location Updates**

- A. This measurement provides the number of Location Updates, between Location areas of the same VLR (these are counted as attempts).
- B. CC.
- C. Receipt of "MAP\_UPDATE\_LOCATION\_AREA" service indication, with previous Location Area identification parameter referring to the Location Area identity of the same VLR (GSM 09.02 [7]).
- D. attIntraVLRLocationUpdates.
- E. A single integer value.
- F. VLR Measurement Function.

**B.5.1.15 Successful intra-VLR Location Updates**

- A. This measurement provides the successful Location Updates between Location Areas of the same VLR.
- B. CC.
- C. Transmission of "MAP\_UPDATE\_LOCATION\_AREA" service response without "user error" parameter value, for attempted intra-VLR Location Update (GSM 09.02 [7]).
- D. sucIntraVLRLocationUpdates.
- E. A single integer value.
- F. VLR Measurement Function.



**B.5.1.16 Attempted inter-VLR Location Updates**

- A. This measurement provides the number of Location Updates between Location Areas of different VLR (these are counted as attempts).
- B. CC.
- C. Receipt of "MAP\_UPDATE\_LOCATION\_AREA" service indication, with previous Location Area identification parameter referring to the Location Area identity of the different VLR, or no previous VLR identity (GSM 09.02 [7]).
- D. attInterVLRLocationUpdates.
- E. A single integer value.
- F. VLR Measurement Function.

**B.5.1.17 Successful inter-VLR Location Updates**

- A. This measurement provides the number of successful Location Updates between Location Areas of different VLRS.
- B. CC.
- C. Transmission of "MAP\_UPDATE\_LOCATION\_AREA" service response without "user error" parameter value, for attempted inter-VLR Location Update (GSM 09.02 [7]).
- D. succInterVLRLocationUpdates.
- E. A single integer value.
- F. VLR Measurement Function.

**B.5.1.18 Arrivals of Visitors from other PLMNs**

- A. This measurement provides the number of arrivals of visitors from other PLMNs i.e. exclude own MS's returning to HPLMN. This measurement has to be taken in each VLR of the HPLMN to get the total.
- B. CC.
- C. Receipt of "MAP\_UPDATE\_LOCATION\_AREA" service indication, the previous Location of the subscriber was another PLMN (GSM 09.02 [7]).
- D. arrivalOfVisitorsFromOtherPLMNs.
- E. A single integer value.
- F. VLR Measurement Function.

## **B.6 Measurements Related to the EIR**

### **B.6.1 EIR Measurement Function**

#### **B.6.1.1 Number of received IMEI check requests**

- A. This measurement provides the number of IMEI check requests received by the EIR.
- B. CC.
- C. Receipt of "MAP\_CHECK\_IMEI" service indication (GSM 09.02 [7]).
- D. nbrOfReceivedIMEICheckReqs.
- E. A single integer value.
- F. EIR Measurement Function.

#### **B.6.1.2 Number of white answers in EIR**

- A. This measurement provides the number of white answers transmitted by the EIR.
- B. CC.
- C. Transmission of "MAP\_CHECK\_IMEI" service response containing an "equipment status" referring to a white listed equipment (GSM 09.02 [7] and GSM 02.16 [1]).
- D. nbrOfWhiteAnsInEIR.
- E. A single integer value.
- F. EIR Measurement Function.

#### **B.6.1.3 Number of grey answers in EIR**

- A. This measurement provides the number of grey answers transmitted by the EIR.
- B. CC.
- C. Transmission of "MAP\_CHECK\_IMEI" service response containing an "equipment status" referring to a grey listed equipment (GSM 09.02 [7] and GSM 02.16 [1]).
- D. nbrOfGreyAnsInEIR.
- E. A single integer value.
- F. EIR Measurement Function.

**B.6.1.4 Number of black answers in EIR**

- A. This measurement provides the number of black answers transmitted by the EIR.
- B. CC.
- C. Transmission of "MAP\_CHECK\_IMEI" service response containing an "equipment status" referring to a black listed equipment (GSM 09.02 [7] and GSM 02.16 [1]).
- D. nbrOfBlackAnsInEIR.
- E. A single integer value.
- F. EIR Measurement Function.

**B.6.1.5 Number of unknown IMEI answers**

- A. This measurement provides the number of unknown IMEI answers transmitted by the EIR.
- B. CC
- C. Transmission of "MAP\_CHECK\_IMEI" service response containing a parameter "user error" referring to a unknown equipment (GSM 09.02 [7]).
- D. nbrOfUnknownIMEIAnsInEIR.
- E. A single integer value.
- F. EIR Measurement Function.

**B.7 Measurements Related to the SMS IWMSC/GMSC**

**B.7.1 SMS Measurement Function**

**B.7.1.1 Attempted mobile originating SM Forwarding**

- A. This measurement provides the number of attempted short Message forwarding from servicing MSC to the interworking MSC.
- B. CC.
- C. Receipt of "MAP\_FORWARD\_SHORT\_MESSAGE" service indication (GSM 09.02 [7]).
- D. attMobileOriginatingSMForwardings.
- E. A single integer value.
- F. SMS Measurement Function.

**B.7.1.2 Successful mobile originating SM Forwarding**

- A. This measurement provides the number of successful short Message forwarding from the servicing MSC to the interworking MSC.
- B. CC.
- C. Transmission of "MAP\_FORWARD\_SHORT\_MESSAGE" service response without a "user error" parameter value (GSM 09.02 [7]).
- D. succMobileOriginatingSMForwardings.
- E. A single integer value.
- F. SMS Measurement Function.

**B.7.1.3 Attempted Mobile Terminating SM Forwarding**

- A. This measurement provides the number of short messages forwarding from SMS-GMSC to the service MSC (these are counted as attempts).
- B. CC.
- C. Transmission of a "MAP\_FORWARD\_SHORT\_MESSAGE" service request (GSM 09.02 [7]).
- D. attMobileTerminatingSMForwardings.
- E. A single integer value.
- F. SMS Measurement Function.

**B.7.1.4 Successful Mobile Terminating SM Forwarding**

- A. This measurement provides the number of successful of short Message forwarding from SMS-GMSC to the service MSC.
- B. CC.
- C. Receipt of a "MAP\_FORWARD\_SHORT\_MESSAGE" service response without a "user error" parameter value (GSM 09.02 [7]).
- D. succMobileTerminatingSMForwardings.
- E. A single integer value.
- F. SMS Measurement Function.

## Annex C (Normative): Performance Measurement Object Model

This annex to GSM 12.04 comprises the Object Model for Performance Measurement to complement the high level Object Model in GSM 12.00 [8].

The whole management approach defined in GSM 12.00 [8] defines all entities of GSM network as managed functions. These are BSS, MSC, HLR etc. and one or more of these can be contained in managed element and each of these functions can contain it's own measurement function.

### Model Structure and Content

The following measurement function model takes its basis from the proposed GSM 12.00 [8] high level model. Figure C.1: below shows the containment tree of all the measurement Object Classes. The formal GDMO definitions of the Managed Object Classes concerning measurement functions are described in this subclause, except the "log", which is described in annex D under data transfer requirements.

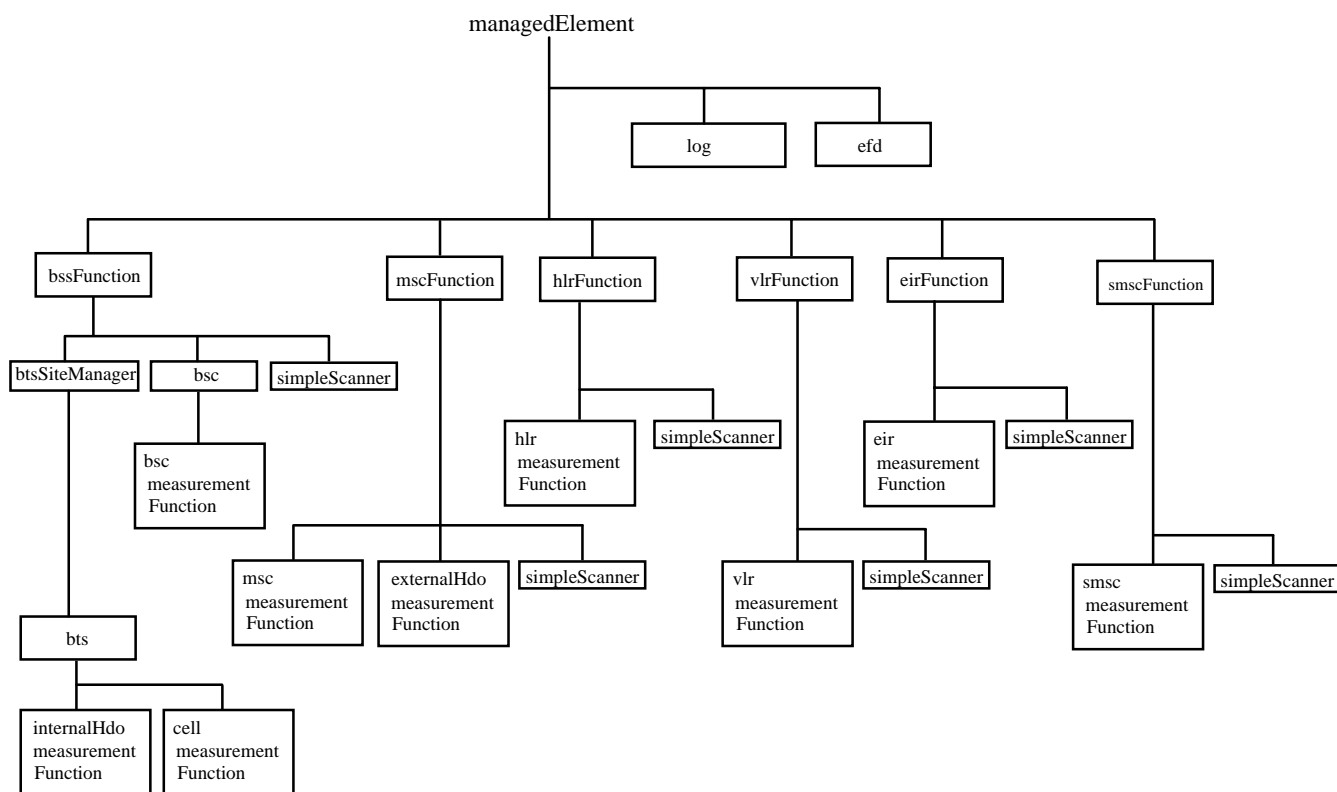


Figure C.1: GSM 12.04 Performance Measurement Object Class Containment

## C.1 Measurement Managed Object Classes

### C.1.1 object class from CCITT ISO

The object class used by this ETS is the simple scanner, as defined in [ISO 10164-13]. Within the realm of this ETS, each "simpleScanner" instance is only required to scan attributes of "measurementFunction" objects that are contained in the same "xxxFunction" object as the "simpleScanner" itself, where "xxx" stands for "bss", "msc", "hlr", "vlr", "eir" or "smsc", respectively (see containment tree diagram on previous page).

### C.1.2 bscMeasurementFunction

bscMeasurementFunction **MANAGED OBJECT CLASS**

**DERIVED FROM**

"Recommendation X.721: 1992": top;

**CHARACTERIZED BY**

basicMeasurementFunctionPackage;

**CONDITIONAL PACKAGES**

requestForServicePackage supports it",	<b>PRESENT IF</b> "an instance
requestForServicePerCausePackage supports it",	<b>PRESENT IF</b> "an instance
interArrivalTimePackage supports it",	<b>PRESENT IF</b> "an instance
pagingMessagePerBSCPackage supports it",	<b>PRESENT IF</b> "an instance
immediateAssignmentProceduresPerBSCPackage supports it",	<b>PRESENT IF</b> "an instance
internalHandoversIntraCellPerBSCPackage supports it",	<b>PRESENT IF</b> "an instance
internalHandoversPerBSCPackage supports it",	<b>PRESENT IF</b> "an instance
internalHandoversPerCausePackage supports it",	<b>PRESENT IF</b> "an instance
internalHandoverFailuresPerBSCPackage supports it";	<b>PRESENT IF</b> "an instance

**REGISTERED AS** {gsm1204managedobjectClass 120};

### C.1.3 cellMeasurementFunction

cellMeasurementFunction **MANAGED OBJECT CLASS**

**DERIVED FROM**

"Recommendation X.721: 1992": top;

**CHARACTERIZED BY**

basicMeasurementFunctionPackage;

**CONDITIONAL PACKAGES**

pchagchQueuePackage supports it",	<b>PRESENT IF</b> "an instance
pagingMessagePackage supports it",	<b>PRESENT IF</b> "an instance
immediateAssignmentProceduresPackage supports it",	<b>PRESENT IF</b> "an instance
immediateAssignmentProceduresPerCausePackage supports it",	<b>PRESENT IF</b> "an instance
pageDiscardPackage supports it",	<b>PRESENT IF</b> "an instance
durationOfPagingProceduresPackage supports it",	<b>PRESENT IF</b> "an instance

tchAvailablePackage supports it",	<b>PRESENT IF</b> "an instance
tchBusyPackage supports it",	<b>PRESENT IF</b> "an instance
idleTCHsPerInterferenceBandPackage supports it",	<b>PRESENT IF</b> "an instance
tchSeizuresPackage supports it",	<b>PRESENT IF</b> "an instance
tchAllocatedTimePackage supports it",	<b>PRESENT IF</b> "an instance
tchBusyTimePackage supports it",	<b>PRESENT IF</b> "an instance
tchQueuePackage supports it",	<b>PRESENT IF</b> "an instance
lostRadioLinksPerTCHPackage supports it",	<b>PRESENT IF</b> "an instance
sdccchAvailablePackage supports it",	<b>PRESENT IF</b> "an instance
sdccchBusyPackage supports it",	<b>PRESENT IF</b> "an instance
sdccchSeizuresPackage supports it",	<b>PRESENT IF</b> "an instance
sdccchAllocatedTimePackage supports it",	<b>PRESENT IF</b> "an instance
sdccchQueuePackage supports it",	<b>PRESENT IF</b> "an instance
lostRadioLinksPerSDCCHPackage supports it",	<b>PRESENT IF</b> "an instance
downlinkPowerControlPackage supports it",	<b>PRESENT IF</b> "an instance
uplinkPowerControlPackage supports it",	<b>PRESENT IF</b> "an instance
internalHandoversIntraCellPackage supports it",	<b>PRESENT IF</b> "an instance
incomingInternalInterCellHandoversPackage supports it",	<b>PRESENT IF</b> "an instance
outgoingInternalInterCellHandoversPackage supports it",	<b>PRESENT IF</b> "an instance
internalHandoverFailurePackage supports it";	<b>PRESENT IF</b> "an instance

**REGISTERED AS** {gsm1204managedobjectClass 130};

#### C.1.4 **internalHdoMeasurementFunction**

internalHdoMeasurementFunction **MANAGED OBJECT CLASS**

##### **DERIVED FROM**

"Recommendation X.721: 1992": top;

##### **CHARACTERIZED BY**

basicMeasurementFunctionPackage,  
internalHdoMeasurementFunctionPackage;

##### **CONDITIONAL PACKAGES**

incomingInternalInterCellPerCellHandoversPackage	<b>PRESENT IF</b> "an instance supports it",
outgoingInternalInterCellPerCellHandoversPackage	<b>PRESENT IF</b> "an instance supports it";

**REGISTERED AS** {gsm1204managedobjectClass 140};

internalHdoMeasurementFunctionPackage **PACKAGE**

**BEHAVIOUR**

internalHdoMeasurementFunctionBehaviour;

**ATTRIBUTES**

"gsm1220: 1993": adjacentCellId

**GET;**

**REGISTERED AS** {gsm1204package 140};

internalHdoMeasurementFunctionBehaviour **BEHAVIOUR**

**DEFINED AS**

"This object is defined to contain the various optional measurement packages and will exist in multiple instances. Creation is only allowed if the value of the adjacent cell attribute is identical to the value of the adjacent cell attribute in one of the <HDO adjacent Cell> objects. There can be one or more instance(s) of the HDO measurement function for each created instance of <HDO adjacent cell> MOC. If the adjacent Cell Object is re-named or deleted during the lifetime of the internalHdoMeasurementFunction of its associated internalHdoMeasurementFunction then the corresponding internalHdoMeasurementFunction(s) is/are automatically deleted, as the adjacent Cell Attribute of the measurementFunction shall not be changeable. The scanner may scan attributes of the object class in various combinations and permutations of packages, and further may scan simultaneously as many times as necessary within the processing limits of the network."

;

**C.1.5 mscMeasurementFunction**

mscMeasurementFunction **MANAGED OBJECT CLASS**

**DERIVED FROM**

"Recommendation X.721: 1992": top;

**CHARACTERIZED BY**

basicMeasurementFunctionPackage;

**CONDITIONAL PACKAGES**

classMarkPackage supports it",	<b>PRESENT IF</b> "an instance
mobileOriginatingCallsPackage supports it",	<b>PRESENT IF</b> "an instance
mobileTerminatingCallsPackage supports it",	<b>PRESENT IF</b> "an instance
mobileEmergencyCallsPackage supports it",	<b>PRESENT IF</b> "an instance
cipheringModePackage supports it",	<b>PRESENT IF</b> "an instance
interrogatingHLRPackage supports it",	<b>PRESENT IF</b> "an instance
mobileOriginatingPointToPointSMPackage supports it",	<b>PRESENT IF</b> "an instance
mobileTerminatingPointToPointSMPackage supports it",	<b>PRESENT IF</b> "an instance
imeiRequestPackage supports it",	<b>PRESENT IF</b> "an instance
whiteAnswersInMSCPackage supports it",	<b>PRESENT IF</b> "an instance
greyAnswersInMSCPackage supports it",	<b>PRESENT IF</b> "an instance
blackAnswersInMSCPackage supports it",	<b>PRESENT IF</b> "an instance
unknownIMEIAnswersInMSCPackage supports it",	<b>PRESENT IF</b> "an instance
callSetupServicePackage supports it",	<b>PRESENT IF</b> "an instance



locationUpdatingServicePackage supports it",	<b>PRESENT IF</b> "an instance
subscriberIdentifiedWithTMSIPackage supports it",	<b>PRESENT IF</b> "an instance
subscriberIdentifiedWithIMSIPackage supports it",	<b>PRESENT IF</b> "an instance
tmsiReallocationsPackage supports it",	<b>PRESENT IF</b> "an instance
imsiDetachAttachProceduresPackage supports it",	<b>PRESENT IF</b> "an instance
incomingExternalIntraMSCHandoversPackage supports it",	<b>PRESENT IF</b> "an instance
outgoingExternalIntraMSCHandoversPackage supports it",	<b>PRESENT IF</b> "an instance
incomingInterMSCHandoversPackage supports it",	<b>PRESENT IF</b> "an instance
outgoingInterMSCHandoversPackage supports it",	<b>PRESENT IF</b> "an instance
subsequentInterMSCHandoversToMACaPackage supports it",	<b>PRESENT IF</b> "an instance
subsequentInterMSCHandoversToMACcPackage supports it",	<b>PRESENT IF</b> "an instance
externalHandoversPackage supports it",	<b>PRESENT IF</b> "an instance
externalHandoversPerCausePackage supports it",	<b>PRESENT IF</b> "an instance
externalHandoverFailurePerMSCPackage supports it";	<b>PRESENT IF</b> "an instance

**REGISTERED AS** {gsm1204managedobjectClass 150};

### C.1.6 externalHdoMeasurementFunction

externalHdoMeasurementFunction **MANAGED OBJECT CLASS**

#### **DERIVED FROM**

"Recommendation X.721: 1992": top;

#### **CHARACTERIZED BY**

basicMeasurementFunctionPackage,  
externalHdoMeasurementFunctionPackage;

#### **CONDITIONAL PACKAGES**

incomingExternalIntraMSCHandoversPerCellPackage	<b>PRESENT IF</b> "an instance supports it",
outgoingExternalIntraMSCHandoversPerCellPackage instance	<b>PRESENT IF</b> "an instance supports it",
incomingExternalInterMSCHandoversPerCellPackage	<b>PRESENT IF</b> "an instance supports it",
outgoingExternalInterMSCHandoversPerCellPackage instance	<b>PRESENT IF</b> "an instance supports it";

**REGISTERED AS** {gsm1204managedobjectClass 160};

externalHdoMeasurementFunctionPackage **PACKAGE**

#### **BEHAVIOUR**

externalHdoMeasurementFunctionBehaviour;

#### **ATTRIBUTES**

observedCell	<b>GET,</b>
adjacentCell	<b>GET;</b>

**REGISTERED AS** {gsm1204package 160} ;

externalHdoMeasurementFunctionBehaviour **BEHAVIOUR**

**DEFINED AS**

"This object is defined to contain the various optional measurement packages and will exist in multiple instances. It can only be instantiated if the cell attribute belongs to the msc area which is served by the msc function that contain the external HDO measurement function. The scanner may scan attributes of the object class in various combinations and permutations of packages, and further may scan simultaneously as many times as necessary within the processing limits of the network.";

**C.1.7 hlrMeasurementFunction**

hlrMeasurementFunction **MANAGED OBJECT CLASS**

**DERIVED FROM**

"Recommendation X.721: 1992": top;

**CHARACTERIZED BY**

basicMeasurementFunctionPackage;

**CONDITIONAL PACKAGES**

msRoamingOutsideHPLMNPackag supports it",	<b>PRESENT IF</b> "an instance
authenticationSetsHLRToVLRPackage supports it",	<b>PRESENT IF</b> "an instance
insertSubscriberDataServicePackage supports it",	<b>PRESENT IF</b> "an instance
locationUpdatePackage supports it",	<b>PRESENT IF</b> "an instance
ssRelatedOperationsInHLRPackage supports it",	<b>PRESENT IF</b> "an instance
requestForSMRoutingPackage supports it",	<b>PRESENT IF</b> "an instance
smDeliveryStatusReportProceduresPackage supports it",	<b>PRESENT IF</b> "an instance
sendAlertsPackage supports it",	<b>PRESENT IF</b> "an instance
requestForMSRNPackage supports it";	<b>PRESENT IF</b> "an instance

**REGISTERED AS** {gsm1204managedobjectClass 170};

**C.1.8 vlrMeasurementFunction**

vlrMeasurementFunction **MANAGED OBJECT CLASS**

**DERIVED FROM**

"Recommendation X.721: 1992": top;

**CHARACTERIZED BY**

basicMeasurementFunctionPackage;

**CONDITIONAL PACKAGES**

msMemoryAvailableNotificationsPackage supports it",	<b>PRESENT IF</b> "an instance
identificationRequestToPVLRPackage supports it",	<b>PRESENT IF</b> "an instance
pageRequestPackage supports it",	<b>PRESENT IF</b> "an instance
pageRequestPerLocationAreaPackage supports it",	<b>PRESENT IF</b> "an instance
authenticationSetsVLRToHLRPackage supports it",	<b>PRESENT IF</b> "an instance
authenticationInVLRPackage supports it",	<b>PRESENT IF</b> "an instance

intraVLRLocationUpdatePackage                   **PRESENT IF** "an instance  
 supports it",  
 interVLRLocationUpdatePackage               **PRESENT IF** "an instance  
 supports it",  
 visitorsFromOtherPLMNPackge               **PRESENT IF** "an instance  
 supports it";

**REGISTERED AS** {gsm1204managedobjectClass 180};

#### C.1.9                   **eirMeasurementFunction**

eirMeasurementFunction **MANAGED OBJECT CLASS**

**DERIVED FROM**

"Recommendation X.721: 1992": top;

**CHARACTERIZED BY**

basicMeasurementFunctionPackage;

**CONDITIONAL PACKAGES**

receivedIMEIcheckRequestPackage           **PRESENT IF** "an instance supports it",

whiteAnswersInEIRPackage               **PRESENT IF** "an instance supports it",

greyAnswersInEIRPackage               **PRESENT IF** "an instance supports it",

blackAnswersInEIRPackage               **PRESENT IF** "an instance supports it",

unknownIMEIAnswersInEIRPackage       **PRESENT IF** "an instance supports it";

**REGISTERED AS** {gsm1204managedobjectClass 190};

#### C.1.10               **smsMeasurementFunction**

smsMeasurementFunction **MANAGED OBJECT CLASS**

**DERIVED FROM**

"Recommendation X.721: 1992": top;

**CHARACTERIZED BY**

basicMeasurementFunctionPackage;

**CONDITIONAL PACKAGES**

mobileOriginatingSMForwardingPackage   **PRESENT IF** "an instance supports it",

mobileTerminatingSMForwardingPackage   **PRESENT IF** "an instance  
 supports it";

**REGISTERED AS** {gsm1204managedobjectClass 1100};

## C.2 Measurement Package Definitions

The following describes the individual measurements defined in GSM 12.04, annex B, as packages of attributes to be referenced by the appropriate managed object class.

### C.2.1 General Measurement Function Packages

#### C.2.1.1 basicMeasurementFunctionPackage

basicMeasurementFunctionPackage **PACKAGE**  
**BEHAVIOUR**  
generalMeasurementFunctionBehaviour;  
**ATTRIBUTES**  
measurementFunctionId **GET;**  
**NOTIFICATIONS**  
"Recommendation X.721: 1992": objectCreation,  
"Recommendation X.721: 1992": objectDeletion;  
**REGISTERED AS** {gsm1204package 211};

### C.2.2 BSC Measurement Function Related Packages

#### C.2.2.1 requestForServicePackage

requestForServicePackage **PACKAGE**  
**BEHAVIOUR**  
generalMeasurementPackageBehaviour;  
**ATTRIBUTES**  
unsuccReqsForService **GET;**  
**REGISTERED AS** {gsm1204package 221};

#### C.2.2.2 requestForServicePerCausePackage

requestForServicePerCausePackage **PACKAGE**  
**BEHAVIOUR**  
generalMeasurementPackageBehaviour;  
**ATTRIBUTES**  
unsuccReqsForServicePerCause **GET;**  
**REGISTERED AS** {gsm1204package 222};

#### C.2.2.3 interArrivalTimePackage

interArrivalTimePackage **PACKAGE**  
**BEHAVIOUR**  
generalMeasurementPackageBehaviour;  
**ATTRIBUTES**  
meanInterArrivalTime **GET;**  
**REGISTERED AS** {gsm1204package 223};

**C.2.2.4 pagingMessagePerBSCPackage**

pagingMessagePerBSCPackage **PACKAGE**

**BEHAVIOUR**

generalMeasurementPackageBehaviour;

**ATTRIBUTES**

attTransOfPagingMessagesPerBSC

**GET,**

unsuccTransOfPagingMessagesPerBSC

**GET;**

**REGISTERED AS** {gsm1204package 224};

**C.2.2.5 immediateAssignmentProceduresPerBSCPackage**

immediateAssignmentProceduresPerBSCPackage **PACKAGE**

**BEHAVIOUR**

generalMeasurementPackageBehaviour;

**ATTRIBUTES**

attImmediateAssingProcsPerBSC

**GET,**

succImmediateAssingProcsPerBSC

**GET;**

**REGISTERED AS** {gsm1204package 225};

**C.2.2.6 internalHandoversIntraCellPerBSCPackage**

internalHandoversIntraCellPerBSCPackage **PACKAGE**

**BEHAVIOUR**

generalMeasurementPackageBehaviour;

**ATTRIBUTES**

succInternalHDOsIntraCellPerBSC

**GET,**

unsuccInternalHDOsIntraCellPerBSC

**GET;**

**REGISTERED AS** {gsm1204package 226};

**C.2.2.7 internalHandoversPerBSCPackage**

internalHandoversPerBSCPackage **PACKAGE**

**BEHAVIOUR**

generalMeasurementPackageBehaviour;

**ATTRIBUTES**

succInternalHDOsPerBSC

**GET;**

**REGISTERED AS** {gsm1204package 227};

**C.2.2.8 internalHandoversPerCausePackage**

internalHandoversPerCausePackage **PACKAGE**

**BEHAVIOUR**

generalMeasurementPackageBehaviour;

**ATTRIBUTES**

succInternalHDOsPerCause

**GET;**

**REGISTERED AS** {gsm1204package 228};

**C.2.2.9 internalHandoverFailuresPerBSCPackage**

internalHandoverFailuresPerBSCPackage **PACKAGE**

**BEHAVIOUR**

generalMeasurementPackageBehaviour;

**ATTRIBUTES**

unsuccInternalHDOsWithReconnectionPerBSC **GET,**

unsuccInternalHDOsWithLossOfConnectionPerBSC **GET;**

**REGISTERED AS** {gsm1204package 229};

**C.2.3 CELL Measurement Function Related Packages**

**C.2.3.1 pchagchQueuePackage**

pchagchQueuePackage **PACKAGE**

**BEHAVIOUR**

generalMeasurementPackageBehaviour;

**ATTRIBUTES**

meanPCHAGCHQueueLength **GET;**

**REGISTERED AS** {gsm1204package 231};

**C.2.3.2 pagingMessagePackage**

pagingMessagePackage **PACKAGE**

**BEHAVIOUR**

generalMeasurementPackageBehaviour;

**ATTRIBUTES**

attTransOfPagingMessagesThePCH **GET,**

unsuccTransOfPagingMessagesThePCH **GET;**

**REGISTERED AS** {gsm1204package 232};

**C.2.3.3 immediateAssignmentProceduresPackage**

immediateAssignmentProceduresPackage **PACKAGE**

**BEHAVIOUR**

generalMeasurementPackageBehaviour;

**ATTRIBUTES**

attImmediateAssingProcs **GET,**

succImmediateAssingProcs **GET;**

**REGISTERED AS** {gsm1204package 233};

**C.2.3.4 immediateAssignmentProceduresPerCausePackage**

immediateAssignmentProceduresPerCausePackage **PACKAGE**

**BEHAVIOUR**

generalMeasurementPackageBehaviour;

**ATTRIBUTES**

attImmediateAssingProcsPerCause **GET,**

succImmediateAssingProcsPerCause **GET;**

**REGISTERED AS** {gsm1204package 234};

**C.2.3.5 pageDiscardPackage**

pageDiscardPackage **PACKAGE**

**BEHAVIOUR**

generalMeasurementPackageBehaviour;

**ATTRIBUTES**

nbrOfPagesDiscardedFromPCHQueue

**GET;**

**REGISTERED AS** {gsm1204package 235};

**C.2.3.6 durationOfPagingProceduresPackage**

durationOfPagingProceduresPackage **PACKAGE**

**BEHAVIOUR**

generalMeasurementPackageBehaviour;

**ATTRIBUTES**

meanDurationOfSuccPagingProcs

**GET;**

**REGISTERED AS** {gsm1204package 236};

**C.2.3.7 tchAvailablePackage**

tchAvailablePackage **PACKAGE**

**BEHAVIOUR**

generalMeasurementPackageBehaviour;

**ATTRIBUTES**

nbrOfAvailableTCHs

**GET;**

**REGISTERED AS** {gsm1204package 237};

**C.2.3.8 tchBusyPackage**

tchBusyPackage **PACKAGE**

**BEHAVIOUR**

generalMeasurementPackageBehaviour;

**ATTRIBUTES**

meanNbrOfBusyTCHs

**GET,**

maxNbrOfBusyTCHs

**GET;**

**REGISTERED AS** {gsm1204package 238};

**C.2.3.9 idleTCHsPerInterferenceBandPackage**

idleTCHPerInterferenceBandPackage **PACKAGE**

**BEHAVIOUR**

generalMeasurementPackageBehaviour;

**ATTRIBUTES**

meanNbrOfIdleTCHsPerInterferenceBand

**GET;**

**REGISTERED AS** {gsm1204package 239};

**C.2.3.10 tchSeizuresPackage**

tchSeizuresPackage **PACKAGE**  
**BEHAVIOUR**  
generalMeasurementPackageBehaviour;  
**ATTRIBUTES**  
attTCHSeizures **GET,**  
succTCHSeizures **GET,**  
attTCHSeizuresMeetingTCHBlockedState **GET;**  
**REGISTERED AS** {gsm1204package 2310};

**C.2.3.11 tchAllocatedTimePackage**

tchAllocatedTimePackage **PACKAGE**  
**BEHAVIOUR**  
generalMeasurementPackageBehaviour;  
**ATTRIBUTES**  
allAvailableTCHAllocatedTime **GET;**  
**REGISTERED AS** {gsm1204package 2311};

**C.2.3.12 tchBusyTimePackage**

tchBusyTimePackage **PACKAGE**  
**BEHAVIOUR**  
generalMeasurementPackageBehaviour;  
**ATTRIBUTES**  
meanTCHBusyTime **GET;**  
**REGISTERED AS** {gsm1204package 2312};

**C.2.3.13 tchQueuePackage**

tchQueuePackage **PACKAGE**  
**BEHAVIOUR**  
generalMeasurementPackageBehaviour;  
**ATTRIBUTES**  
meanTCHQueueLength **GET;**  
**REGISTERED AS** {gsm1204package 2313};

**C.2.3.14 lostRadioLinksPerTCHPackage**

lostRadioLinksPerTCHPackage **PACKAGE**  
**BEHAVIOUR**  
generalMeasurementPackageBehaviour;  
**ATTRIBUTES**  
nbrOfLostRadioLinksTCH **GET;**  
**REGISTERED AS** {gsm1204package 2314};

**C.2.3.15 sdcchAvailablePackage**

sdccchAvailablePackage **PACKAGE**  
**BEHAVIOUR**  
generalMeasurementPackageBehaviour;  
**ATTRIBUTES**  
nbrOfAvailableSDCCCHs **GET;**  
**REGISTERED AS** {gsm1204package 2315};



**C.2.3.16 sdcchBusyPackage**

sdccchBusyPackage **PACKAGE**  
**BEHAVIOUR**  
generalMeasurementPackageBehaviour;  
**ATTRIBUTES**  
meanNbrOfBusySDCCHs **GET**,  
maxNbrOfBusySDCCHs **GET**;  
**REGISTERED AS** {gsm1204package 2316};

**C.2.3.17 sdcchSeizuresPackage**

sdccchSeizuresPackage **PACKAGE**  
**BEHAVIOUR**  
generalMeasurementPackageBehaviour;  
**ATTRIBUTES**  
attSDCCHSeizuresMeetingSDCCHBlockedState **GET**;  
**REGISTERED AS** {gsm1204package 2317};

**C.2.3.18 sdcchAllocatedTimePackage**

sdccchAllocatedTimePackage **PACKAGE**  
**BEHAVIOUR**  
generalMeasurementPackageBehaviour;  
**ATTRIBUTES**  
allAvailableSDCCHAllocatedTime **GET**;  
**REGISTERED AS** {gsm1204package 2318};

**C.2.3.19 sdcchQueuePackage**

sdccchQueuePackage **PACKAGE**  
**BEHAVIOUR**  
generalMeasurementPackageBehaviour;  
**ATTRIBUTES**  
meanSDCCHQueueLength **GET**;  
**REGISTERED AS** {gsm1204package 2319};

**C.2.3.20 lostRadioLinksPerSDCCHPackage**

lostRadioLinksPerSDCCHPackage **PACKAGE**  
**BEHAVIOUR**  
generalMeasurementPackageBehaviour;  
**ATTRIBUTES**  
nbrOfLostRadioLinksSDCCH **GET**;  
**REGISTERED AS** {gsm1204package 2320};

**C.2.3.21 downlinkPowerControlPackage**

downlinkPowerControlPackage **PACKAGE**  
**BEHAVIOUR**  
generalMeasurementPackageBehaviour;  
**ATTRIBUTES**  
relativeTimeDLPowerControlAtMax **GET**;  
**REGISTERED AS** {gsm1204package 2321};

**C.2.3.22 uplinkPowerControlPackage**

uplinkPowerControlPackage **PACKAGE**  
**BEHAVIOUR**  
generalMeasurementPackageBehaviour;  
**ATTRIBUTES**  
relativeTimeULPowerControlAtMax **GET;**  
**REGISTERED AS** {gsm1204package 2322};

**C.2.3.23 internalHandoversIntraCellPackage**

internalHandoversIntraCellPackage **PACKAGE**  
**BEHAVIOUR**  
generalMeasurementPackageBehaviour;  
**ATTRIBUTES**  
succInternalHDOsIntraCell **GET,**  
unsuccInternalHDOsIntraCell **GET;**  
**REGISTERED AS** {gsm1204package 2323};

**C.2.3.24 incomingInternalInterCellHandoversPackage**

incomingInternalInterCellHandoversPackage **PACKAGE**  
**BEHAVIOUR**  
generalMeasurementPackageBehaviour;  
**ATTRIBUTES**  
attIncomingInternalInterCellHDOs **GET,**  
succIncomingInternalInterCellHDOs **GET;**  
**REGISTERED AS** {gsm1204package 2324};

**C.2.3.25 outgoingInternalInterCellHandoversPackage**

outgoingInternalInterCellHandoversPackage **PACKAGE**  
**BEHAVIOUR**  
generalMeasurementPackageBehaviour;  
**ATTRIBUTES**  
attOutgoingInternalInterCellHDOs **GET,**  
succOutgoingInternalInterCellHDOs **GET;**  
**REGISTERED AS** {gsm1204package 2325};

**C.2.3.26 internalHandoverFailurePackage**

internalHandoverFailurePackage **PACKAGE**  
**BEHAVIOUR**  
generalMeasurementPackageBehaviour;  
**ATTRIBUTES**  
unsuccHDOsWithReconnection **GET,**  
unsuccHDOsWithLossOfConnection **GET;**  
**REGISTERED AS** {gsm1204package 2326};

## C.2.4 internal HDO Measurement Function Related Packages

### C.2.4.1 incomingInternalInterCellPerCellHandoversPackage

incomingInternalInterCellPerCellHandoversPackage **PACKAGE**  
**BEHAVIOUR**  
generalMeasurementPackageBehaviour;  
**ATTRIBUTES**  
attIncomingInternalInterCellHDOsPerOriginatingCell **GET**,  
succIncomingInternalInterCellHDOsPerOriginatingCell **GET**;  
**REGISTERED AS** {gsm1204package 241};

### C.2.4.2 outgoingInternalInterCellPerCellHandoversPackage

outgoingInternalInterCellPerCellHandoversPackage **PACKAGE**  
**BEHAVIOUR**  
generalMeasurementPackageBehaviour;  
**ATTRIBUTES**  
attOutgoingInternalInterCellHDOsPerTargetCell **GET**,  
succOutgoingInternalInterCellHDOsPerTargetCell **GET**;  
**REGISTERED AS** {gsm1204package 242};

## C.2.5 MSC Measurement Function Related Packages

### C.2.5.1 classMarkPackage

classMarkPackage **PACKAGE**  
**BEHAVIOUR**  
generalMeasurementPackageBehaviour;  
**ATTRIBUTES**  
nbrOfClassMarkUpdates **GET**;  
**REGISTERED AS** {gsm1204package 251};

### C.2.5.2 mobileOriginatingCallsPackage

mobileOriginatingCallsPackage **PACKAGE**  
**BEHAVIOUR**  
generalMeasurementPackageBehaviour;  
**ATTRIBUTES**  
attMobileOriginatingCalls **GET**,  
succMobileOriginatingCalls **GET**,  
ansMobileOriginatingCalls **GET**;  
**REGISTERED AS** {gsm1204package 252};

### C.2.5.3 mobileTerminatingCallsPackage

mobileTerminatingCallsPackage **PACKAGE**  
**BEHAVIOUR**  
generalMeasurementPackageBehaviour;  
**ATTRIBUTES**  
attMobileTerminatingCalls **GET**,  
succMobileTerminatingCalls **GET**,  
ansMobileTerminatingCalls **GET**;  
**REGISTERED AS** {gsm1204package 253};

**C.2.5.4 mobileEmergencyCallsPackage**

mobileEmergencyCallsPackage **PACKAGE**

**BEHAVIOUR**

generalMeasurementPackageBehaviour;

**ATTRIBUTES**

attMobileEmergencyCalls **GET,**  
succMobileEmergencyCalls **GET,**  
ansMobileEmergencyCalls **GET;**

**REGISTERED AS** {gsm1204package 254};

**C.2.5.5 cipherringModePackage**

cipherringModePackage **PACKAGE**

**BEHAVIOUR**

generalMeasurementPackageBehaviour;

**ATTRIBUTES**

attCipherringModeControlProcs **GET,**  
succCipherringModeControlProcs **GET;**

**REGISTERED AS** {gsm1204package 255};

**C.2.5.6 interrogatingHLRPackage**

interrogatingHLRPackage **PACKAGE**

**BEHAVIOUR**

generalMeasurementPackageBehaviour;

**ATTRIBUTES**

attInterrogationOfHLRsForRouting **GET,**  
succInterrogationOfHLRsMSRNObtained **GET,**  
succInterrogationOfHLRsCallForwarding **GET;**

**REGISTERED AS** {gsm1204package 256};

**C.2.5.7 mobileOriginatingPointToPointSMPackage**

mobileOriginatingPointToPointSMPackage **PACKAGE**

**BEHAVIOUR**

generalMeasurementPackageBehaviour;

**ATTRIBUTES**

attOpForMobileOriginatingPointToPointSMS **GET,**  
succOpForMobileOriginatingPointToPointSMS **GET;**

**REGISTERED AS** {gsm1204package 257};

**C.2.5.8 mobileTerminatingPointToPointSMPackage**

mobileTerminatingPointToPointSMPackage **PACKAGE**

**BEHAVIOUR**

generalMeasurementPackageBehaviour;

**ATTRIBUTES**

attOpForMobileTerminatingPointToPointSMS **GET,**  
succOpForMobileTerminatingPointToPointSMS **GET;**

**REGISTERED AS** {gsm1204package 258};

**C.2.5.9 imeiRequestPackage**

imeiRequestPackage **PACKAGE**

**BEHAVIOUR**

generalMeasurementPackageBehaviour;

**ATTRIBUTES**

nbrOfTransCheckIMEIRequests

**GET;**

**REGISTERED AS** {gsm1204package 259};

**C.2.5.10 whiteAnswersInMSCPackage**

whiteAnswersInMSCPackage **PACKAGE**

**BEHAVIOUR**

generalMeasurementPackageBehaviour;

**ATTRIBUTES**

nbrOfWhiteAnsInMSC

**GET;**

**REGISTERED AS** {gsm1204package 2510};

**C.2.5.11 greyAnswersInMSCPackage**

greyAnswersInMSCPackage **PACKAGE**

**BEHAVIOUR**

generalMeasurementPackageBehaviour;

**ATTRIBUTES**

nbrOfGreyAnsInMSC

**GET;**

**REGISTERED AS** {gsm1204package 2511};

**C.2.5.12 blackAnswersInMSCPackage**

blackAnswersInMSCPackage **PACKAGE**

**BEHAVIOUR**

generalMeasurementPackageBehaviour;

**ATTRIBUTES**

nbrOfBlackAnsInMSC

**GET;**

**REGISTERED AS** {gsm1204package 2512};

**C.2.5.13 unknownIMEIAnswersInMSCPackage**

unknownIMEIAnswersInMSCPackage **PACKAGE**

**BEHAVIOUR**

generalMeasurementPackageBehaviour;

**ATTRIBUTES**

nbrOfUnknownIMEIAnsInMSC

**GET;**

**REGISTERED AS** {gsm1204package 2513};

**C.2.5.14 callSetupServicePackage**

callSetupServicePackage **PACKAGE**

**BEHAVIOUR**

generalMeasurementPackageBehaviour;

**ATTRIBUTES**

meanTimeToCallSetupService

**GET;**

**REGISTERED AS** {gsm1204package 2514};

**C.2.5.15 locationUpdatingServicePackage**

locationUpdatingServicePackage **PACKAGE**  
**BEHAVIOUR**  
generalMeasurementPackageBehaviour;  
**ATTRIBUTES**  
meanTimeToLocationUpdateService **GET;**  
**REGISTERED AS** {gsm1204package 2515};

**C.2.5.16 subscriberIdentifiedWithTMSIPackage**

subscriberIdentifiedWithTMSIPackage **PACKAGE**  
**BEHAVIOUR**  
generalMeasurementPackageBehaviour;  
**ATTRIBUTES**  
transSubIdentifiedWithTMSI **GET;**  
**REGISTERED AS** {gsm1204package 2516};

**C.2.5.17 subscriberIdentifiedWithIMSIpackage**

subscriberIdentifiedWithIMSIpackage **PACKAGE**  
**BEHAVIOUR**  
generalMeasurementPackageBehaviour;  
**ATTRIBUTES**  
transSubIdentifiedWithIMSI **GET;**  
**REGISTERED AS** {gsm1204package 2517};

**C.2.5.18 tmsiReallocationsPackage**

tmsiReallocationsPackage **PACKAGE**  
**BEHAVIOUR**  
generalMeasurementPackageBehaviour;  
**ATTRIBUTES**  
attTMSIReallocations **GET,**  
succTMSIReallocations **GET;**  
**REGISTERED AS** {gsm1204package 2518};

**C.2.5.19 imsiDetachProceduresPackage**

imsiDetachProceduresPackage **PACKAGE**  
**BEHAVIOUR**  
generalMeasurementPackageBehaviour;  
**ATTRIBUTES**  
imsiDetachProcs **GET,**  
imsiAttachProcs **GET;**  
**REGISTERED AS** {gsm1204package 2519};

**C.2.5.20 incomingExternalIntraMSCHandoversPackage**

incomingExternalIntraMSCHandoversPackage **PACKAGE**

**BEHAVIOUR**

generalMeasurementPackageBehaviour;

**ATTRIBUTES**

attIncomingExternalIntraMSCHDOs

**GET,**

succIncomingExternalIntraMSCHDOs

**GET;**

**REGISTERED AS** {gsm1204package 2520};

**C.2.5.21 outgoingExternalIntraMSCHandoversPackage**

outgoingExternalIntraMSCHandoversPackage **PACKAGE**

**BEHAVIOUR**

generalMeasurementPackageBehaviour;

**ATTRIBUTES**

attOutgoingExternalIntraMSCHDOs

**GET,**

succOutgoingExternalIntraMSCHDOs

**GET;**

**REGISTERED AS** {gsm1204package 2521};

**C.2.5.22 incomingInterMSCHandoversPackage**

incomingInterMSCHandoversPackage **PACKAGE**

**BEHAVIOUR**

generalMeasurementPackageBehaviour;

**ATTRIBUTES**

attIncomingInterMSCHDOs

**GET,**

succIncomingInterMSCHDOs

**GET;**

**REGISTERED AS** {gsm1204package 2522};

**C.2.5.23 outgoingInterMSCHandoversPackage**

outgoingInterMSCHandoversPackage **PACKAGE**

**BEHAVIOUR**

generalMeasurementPackageBehaviour;

**ATTRIBUTES**

attOutgoingInterMSCHDOs

**GET,**

succOutgoingInterMSCHDOs

**GET;**

**REGISTERED AS** {gsm1204package 2523};

**C.2.5.24 subsequentInterMSCHandoversToMACaPackage**

subsequentInterMSCHandoversToMACaPackage **PACKAGE**

**BEHAVIOUR**

generalMeasurementPackageBehaviour;

**ATTRIBUTES**

attSubsequentInterMSCHDOsMSCa

**GET,**

succSubsequentInterMSCHDOsMSCa

**GET;**

**REGISTERED AS** {gsm1204package 2524};

**C.2.5.25 subsequentInterMSCHandoversToMACcPackage**subsequentInterMSCHandoversToMACcPackage **PACKAGE****BEHAVIOUR**

generalMeasurementPackageBehaviour;

**ATTRIBUTES**

attSubsequentInterMSCHDOsMSCc

**GET,**

succSubsequentInterMSCHDOsMSCc

**GET;****REGISTERED AS** {gsm1204package 2525};**C.2.5.26 externalHandoversPackage**externalHandoversPackage **PACKAGE****BEHAVIOUR**

generalMeasurementPackageBehaviour;

**ATTRIBUTES**

externalHDOs

**GET;****REGISTERED AS** {gsm1204package 2526};**C.2.5.27 externalHandoversPerCausePackage**externalHandoversPerCausePackage **PACKAGE****BEHAVIOUR**

generalMeasurementPackageBehaviour;

**ATTRIBUTES**

externalHDOsPerCause

**GET;****REGISTERED AS** {gsm1204package 2527};**C.2.5.28 externalHandoverFailurePerMSCPackage**externalHandoverFailurePerMSCPackage **PACKAGE****BEHAVIOUR**

generalMeasurementPackageBehaviour;

**ATTRIBUTES**unsuccExternHDOsWithReconnectionPerMSC **GET,**unsuccExternHDOsWithLossOfConnectionPerMSC **GET;****REGISTERED AS** {gsm1204package 2528};**C.2.6 external HDO Measurement Function Related Packages****C.2.6.1 incomingExternalIntraMSCHandoversPerCellPackage**incomingExternalIntraMSCHandoversPerCellPackage **PACKAGE****BEHAVIOUR**

generalMeasurementPackageBehaviour;

**ATTRIBUTES**attIncomingExternalIntraMSCHDOsPerOriginatingCell **GET,**succIncomingExternalIntraMSCHDOsPerOriginatingCell **GET;****REGISTERED AS** {gsm1204package 261};



**C.2.6.2 outgoingExternalIntraMSCHandoversPerCellPackage**

outgoingExternalIntraMSCHandoversPerCellPackage **PACKAGE**

**BEHAVIOUR**

generalMeasurementPackageBehaviour;

**ATTRIBUTES**

attOutgoingExternalIntraMSCHDOsPerTargetCell **GET,**

succOutgoingExternalIntraMSCHDOsPerTargetCell **GET;**

**REGISTERED AS** {gsm1204package 262};

**C.2.6.3 incomingExternalInterMSCHandoversPerCellPackage**

incomingExternalInterMSCHandoversPerCellPackage **PACKAGE**

**BEHAVIOUR**

generalMeasurementPackageBehaviour;

**ATTRIBUTES**

attIncomingInterMSCHDOsPerOriginatingCell **GET,**

succIncomingInterMSCHDOsPerOriginatingCell **GET;**

**REGISTERED AS** {gsm1204package 263};

**C.2.6.4 outgoingExternalInterMSCHandoversPerCellPackage**

outgoingExternalInterMSCHandoversPerCellPackage **PACKAGE**

**BEHAVIOUR**

generalMeasurementPackageBehaviour;

**ATTRIBUTES**

attOutgoingInterMSCHDOsPerTargetCell **GET,**

succOutgoingInterMSCHDOsPerTargetCell **GET;**

**REGISTERED AS** {gsm1204package 264};

**C.2.7 HLR Measurement Function Related Packages**

**C.2.7.1 msRoamingOutsideHPLMNPackage**

msRoamingOutsideHPLMNPackage **PACKAGE**

**BEHAVIOUR**

generalMeasurementPackageBehaviour;

**ATTRIBUTES**

nbrOfCurrentMSsRoamingOutsideHPLMN **GET;**

**REGISTERED AS** {gsm1204package 271};

**C.2.7.2 authenticationSetsHLRToVLRPackage**

authenticationSetsHLRToVLRPackage **PACKAGE**

**BEHAVIOUR**

generalMeasurementPackageBehaviour;

**ATTRIBUTES**

attReqForAuthSetsReceivedByHLRFromVLRs **GET,**

succReturnedAuthSetsFromHLRToVLRs **GET,**

emptyResponsesForAuthSetsFromHLRToVLRs **GET;**

**REGISTERED AS** {gsm1204package 272};

**C.2.7.3 insertSubscriberDataServicePackage**insertSubscriberDataServicePackage **PACKAGE****BEHAVIOUR**

generalMeasurementPackageBehaviour;

**ATTRIBUTES**

attInsertSubDataService

**GET,**

succInsertSubDataService

**GET;****REGISTERED AS** {gsm1204package 273};**C.2.7.4 locationUpdatePackage**locationUpdatePackage **PACKAGE****BEHAVIOUR**

generalMeasurementPackageBehaviour;

**ATTRIBUTES**

attLocationUpdate

**GET,**

succLocationUpdate

**GET;****REGISTERED AS** {gsm1204package 274};**C.2.7.5 ssRelatedOperationsInHLRPackage**ssRelatedOperationsInHLRPackage **PACKAGE****BEHAVIOUR**

generalMeasurementPackageBehaviour;

**ATTRIBUTES**

attSSRelatedOperationsInHLR

**GET,**

succSSRelatedOperationsInHLR

**GET;****REGISTERED AS** {gsm1204package 275};**C.2.7.6 requestForSMRoutingPackage**requestForSMRoutingPackage **PACKAGE****BEHAVIOUR**

generalMeasurementPackageBehaviour;

**ATTRIBUTES**

attReqForSMRoutingInfo

**GET,**

succReqForSMRoutingInfo

**GET;****REGISTERED AS** {gsm1204package 276};**C.2.7.7 smDeliveryStatusReportProceduresPackage**smDeliveryStatusReportProceduresPackage **PACKAGE****BEHAVIOUR**

generalMeasurementPackageBehaviour;

**ATTRIBUTES**

attSMDeliveryStatusReportProcs

**GET,**

succSMDeliveryStatusReportProcs

**GET;****REGISTERED AS** {gsm1204package 277};

**C.2.7.8          sendAlertsPackage**

sendAlertsPackage **PACKAGE**

**BEHAVIOUR**

generalMeasurementPackageBehaviour;

**ATTRIBUTES**

attNbrOfSendAlerts

**GET,**

succNbrOfSendAlerts

**GET;**

**REGISTERED AS** {gsm1204package 278};

**C.2.7.9          requestForMSRNPackage**

requestForMSRNPackage **PACKAGE**

**BEHAVIOUR**

generalMeasurementPackageBehaviour;

**ATTRIBUTES**

attReqForMSRN

**GET,**

succReqForMSRN

**GET;**

**REGISTERED AS** {gsm1204package 279};

**C.2.8 VLR Measurement Function Related Packages**

**C.2.8.1          msMemoryAvailableNotificationsPackage**

msMemoryAvailableNotificationsPackage **PACKAGE**

**BEHAVIOUR**

generalMeasurementPackageBehaviour;

**ATTRIBUTES**

attMSMemoryAvailableNotifications

**GET,**

succMSMemoryAvailableNotifications

**GET;**

**REGISTERED AS** {gsm1204package 281};

**C.2.8.2          identificationRequestToPVLRPackage**

identificationRequestToPVLRPackage **PACKAGE**

**BEHAVIOUR**

generalMeasurementPackageBehaviour;

**ATTRIBUTES**

attIdentificationReqToPVLRs

**GET,**

succIdentificationReqToPVLRs

**GET;**

**REGISTERED AS** {gsm1204package 282};

**C.2.8.3          pageRequestPackage**

pageRequestPackage **PACKAGE**

**BEHAVIOUR**

generalMeasurementPackageBehaviour;

**ATTRIBUTES**

attPageReqs

**GET,**

succPageReqs

**GET;**

**REGISTERED AS** {gsm1204package 283};

**C.2.8.4 pageRequestPerLocationAreaPackage**

pageRequestPerLocationAreaPackage **PACKAGE**  
**BEHAVIOUR**  
generalMeasurementPackageBehaviour;  
**ATTRIBUTES**  
attPageReqsPerLocationArea **GET,**  
succPageReqsPerLocationArea **GET;**  
**REGISTERED AS** {gsm1204package 284};

**C.2.8.5 authenticationSetsVLRToHLRPackage**

authenticationSetsVLRToHLRPackage **PACKAGE**  
**BEHAVIOUR**  
generalMeasurementPackageBehaviour;  
**ATTRIBUTES**  
attReqForAuthSetsSentToHLR **GET,**  
succReceivedAuthSetsFromHLR **GET,**  
emptyResponsesForAuthFromHLR **GET;**  
**REGISTERED AS** {gsm1204package 285};

**C.2.8.6 authenticationInVLRPackage**

authenticationInVLRPackage **PACKAGE**  
**BEHAVIOUR**  
generalMeasurementPackageBehaviour;  
**ATTRIBUTES**  
attAuthProcsInVLR **GET,**  
succAuthProcsInVLR **GET;**  
**REGISTERED AS** {gsm1204package 286};

**C.2.8.7 intraVLRLocationUpdatePackage**

intraVLRLocationUpdatePackage **PACKAGE**  
**BEHAVIOUR**  
generalMeasurementPackageBehaviour;  
**ATTRIBUTES**  
attIntraVLRLocationUpdates **GET,**  
succIntraVLRLocationUpdates **GET;**  
**REGISTERED AS** {gsm1204package 287};

**C.2.8.8 interVLRLocationUpdatePackage**

interVLRLocationUpdatePackage **PACKAGE**  
**BEHAVIOUR**  
generalMeasurementPackageBehaviour;  
**ATTRIBUTES**  
attInterVLRLocationUpdates **GET,**  
succInterVLRLocationUpdates **GET;**  
**REGISTERED AS** {gsm1204package 288};

**C.2.8.9 visitorsFromOtherPLMNPackage**

visitorsFromOtherPLMNPackage **PACKAGE**

**BEHAVIOUR**

generalMeasurementPackageBehaviour;

**ATTRIBUTES**

arrivalOfVisitorsFromOtherPLMNs

**GET;**

**REGISTERED AS** {gsm1204package 289};

**C.2.9 EIR Measurement Function Related Packages**

**C.2.9.1 receivedIMEIcheckRequestPackage**

receivedIMEIcheckRequestPackage **PACKAGE**

**BEHAVIOUR**

generalMeasurementPackageBehaviour;

**ATTRIBUTES**

nbrOfReceivedIMEIcheckReqs

**GET;**

**REGISTERED AS** {gsm1204package 291};

**C.2.9.2 whiteAnswersInEIRPackage**

whiteAnswersInEIRPackage **PACKAGE**

**BEHAVIOUR**

generalMeasurementPackageBehaviour;

**ATTRIBUTES**

nbrOfWhiteAnsInEIR

**GET;**

**REGISTERED AS** {gsm1204package 292};

**C.2.9.3 greyAnswersInEIRPackage**

greyAnswersInEIRPackage **PACKAGE**

**BEHAVIOUR**

generalMeasurementPackageBehaviour;

**ATTRIBUTES**

nbrOfGreyAnsInEIR

**GET;**

**REGISTERED AS** {gsm1204package 293};

**C.2.9.4 blackAnswersInEIRPackage**

blackAnswersInEIRPackage **PACKAGE**

**BEHAVIOUR**

generalMeasurementPackageBehaviour;

**ATTRIBUTES**

nbrOfBlackAnsInEIR

**GET;**

**REGISTERED AS** {gsm1204package 294};

**C.2.9.5 unknownIMEIAnswersInEIRPackage**

unknownIMEIAnswersInEIRPackage **PACKAGE**

**BEHAVIOUR**

generalMeasurementPackageBehaviour;

**ATTRIBUTES**

nbrOfUnknownIMEIAnsInEIR

**GET;**

**REGISTERED AS** {gsm1204package 295};

**C.2.10 SMS Measurement Function Related Packages**

**C.2.10.1 mobileOriginatingSMForwardingPackage**

mobileOriginatingSMForwardingPackage **PACKAGE**  
**BEHAVIOUR**

generalMeasurementPackageBehaviour;

**ATTRIBUTES**

attMobileOriginatingSMForwardings

**GET,**

succMobileOriginatingSMForwardings

**GET;**

**REGISTERED AS** {gsm1204package 2101};

**C.2.10.2 mobileTerminatingSMForwardingPackage**

mobileTerminatingSMForwardingPackage **PACKAGE**  
**BEHAVIOUR**

generalMeasurementPackageBehaviour;

**ATTRIBUTES**

attMobileTerminatingSMForwardings

**GET,**

succMobileTerminatingSMForwardings

**GET;**

**REGISTERED AS** {gsm1204package 2102};

### C.3 Measurement Attribute Definitions

#### C.3.1 General Measurement Function Related Attributes

##### C.3.1.1 measurementFunctionId

measurementFunctionId **ATTRIBUTE**  
**WITH ATTRIBUTE SYNTAX**  
GSM1204TypeModule.GSMMeasurementFunctionId;  
**BEHAVIOUR**  
measurementFunctionIdBehaviour;  
**REGISTERED AS** {gsm1204attribute 311};

measurementFunctionIdBehaviour **BEHAVIOUR**  
**DEFINED AS**  
"This is the identity of the measurement function";

##### C.3.1.2 observedCell

observedCell **ATTRIBUTE**  
**WITH ATTRIBUTE SYNTAX**  
GSM1204TypeModule.GSMCellName;  
**BEHAVIOUR**  
observedCellBehaviour;  
**REGISTERED AS** {gsm1204attribute 312};

observedCellBehaviour **BEHAVIOUR**  
**DEFINED AS**  
"This is the Cell that is to be observed for this measurement";

##### C.3.1.3 adjacentCell

adjacentCell **ATTRIBUTE**  
**WITH ATTRIBUTE SYNTAX**  
GSM1204TypeModule.GSMCellName;  
**BEHAVIOUR**  
adjacentCellBehaviour;  
**REGISTERED AS** {gsm1204attribute 313};

adjacentCellBehaviour **BEHAVIOUR**  
**DEFINED AS**  
"This is the Cell that is adjacent to the observed cell for this measurement";

#### C.3.2 BSC Measurement Function Related Attributes

##### C.3.2.1 unsuccReqsForService

unsuccReqsForService **ATTRIBUTE**  
**WITH ATTRIBUTE SYNTAX**  
GSM1204TypeModule.GSMMeasurementType1;  
**BEHAVIOUR**  
generalMeasurementAttributeBehaviour;  
**REGISTERED AS** {gsm1204attribute 321};

**C.3.2.2      unsuccReqsForServicePerCause**

unsuccReqsForServicePerCause **ATTRIBUTE**  
**WITH ATTRIBUTE SYNTAX**  
GSM1204TypeModule.GSMMeasurementType3;  
**BEHAVIOUR**  
generalMeasurementAttributeBehaviour;  
**REGISTERED AS** {gsm1204attribute 322};

**C.3.2.3      meanInterArrivalTime**

meanInterArrivalTime **ATTRIBUTE**  
**WITH ATTRIBUTE SYNTAX**  
GSM1204TypeModule.GSMMeasurementType2;  
**BEHAVIOUR**  
generalMeasurementAttributeBehaviour;  
**REGISTERED AS** {gsm1204attribute 323};

**C.3.2.4      attTransOfPagingMessagesPerBSC**

attTransOfPagingMessagesPerBSC **ATTRIBUTE**  
**WITH ATTRIBUTE SYNTAX**  
GSM1204TypeModule.GSMMeasurementType1;  
**BEHAVIOUR**  
generalMeasurementAttributeBehaviour;  
**REGISTERED AS** {gsm1204attribute 324};

**C.3.2.5      unsuccTransOfPagingMessagesPerBSC**

unsuccTransOfPagingMessagesPerBSC **ATTRIBUTE**  
**WITH ATTRIBUTE SYNTAX**  
GSM1204TypeModule.GSMMeasurementType1;  
**BEHAVIOUR**  
generalMeasurementAttributeBehaviour;  
**REGISTERED AS** {gsm1204attribute 325};

**C.3.2.6      attImmediateAssingProcsPerBSC**

attImmediateAssingProcsPerBSC **ATTRIBUTE**  
**WITH ATTRIBUTE SYNTAX**  
GSM1204TypeModule.GSMMeasurementType1;  
**BEHAVIOUR**  
generalMeasurementAttributeBehaviour;  
**REGISTERED AS** {gsm1204attribute 326};

**C.3.2.7      succImmediateAssingProcsPerBSC**

succImmediateAssingProcsPerBSC **ATTRIBUTE**  
**WITH ATTRIBUTE SYNTAX**  
GSM1204TypeModule.GSMMeasurementType1;  
**BEHAVIOUR**  
generalMeasurementAttributeBehaviour;  
**REGISTERED AS** {gsm1204attribute 327};



**C.3.2.8      succInternalHDOsIntraCellPerBSC**

succInternalHDOsIntraCellPerBSC **ATTRIBUTE**  
**WITH ATTRIBUTE SYNTAX**  
GSM1204TypeModule.GSMMeasurementType1;  
**BEHAVIOUR**  
generalMeasurementAttributeBehaviour;  
**REGISTERED AS** {gsm1204attribute 328};

**C.3.2.9      unsuccInternalHDOsIntraCellPerBSC**

unsuccInternalHDOsIntraCellPerBSC **ATTRIBUTE**  
**WITH ATTRIBUTE SYNTAX**  
GSM1204TypeModule.GSMMeasurementType1;  
**BEHAVIOUR**  
generalMeasurementAttributeBehaviour;  
**REGISTERED AS** {gsm1204attribute 329};

**C.3.2.10     succInternalHDOsPerBSC**

succInternalHDOsPerBSC **ATTRIBUTE**  
**WITH ATTRIBUTE SYNTAX**  
GSM1204TypeModule.GSMMeasurementType1;  
**BEHAVIOUR**  
generalMeasurementAttributeBehaviour;  
**REGISTERED AS** {gsm1204attribute 3210};

**C.3.2.11     succInternalHDOsPerCause**

succInternalHDOsPerCause **ATTRIBUTE**  
**WITH ATTRIBUTE SYNTAX**  
GSM1204TypeModule.GSMMeasurementType3;  
**BEHAVIOUR**  
generalMeasurementAttributeBehaviour;  
**REGISTERED AS** {gsm1204attribute 3211};

**C.3.2.12     unsuccInternalHDOsWithReconnectionPerBSC**

unsuccInternalHDOsWithReconnectionPerBSC **ATTRIBUTE**  
**WITH ATTRIBUTE SYNTAX**  
GSM1204TypeModule.GSMMeasurementType1;  
**BEHAVIOUR**  
generalMeasurementAttributeBehaviour;  
**REGISTERED AS** {gsm1204attribute 3212};

**C.3.2.13     unsuccInternalHDOsWithLossOfConnectionPerBSC**

unsuccInternalHDOsWithLossOfConnectionPerBSC **ATTRIBUTE**  
**WITH ATTRIBUTE SYNTAX**  
GSM1204TypeModule.GSMMeasurementType1;  
**BEHAVIOUR**  
generalMeasurementAttributeBehaviour;  
**REGISTERED AS** {gsm1204attribute 3213};

### C.3.3 CELL Measurement Function Related Attributes

#### C.3.3.1 meanPCHAGCHQueueLength

meanPCHAGCHQueueLength **ATTRIBUTE**  
**WITH ATTRIBUTE SYNTAX**  
GSM1204TypeModule.GSMMeasurementType2;  
**BEHAVIOUR**  
generalMeasurementAttributeBehaviour;  
**REGISTERED AS** {gsm1204attribute 331};

#### C.3.3.2 attTransOfPagingMessagesThePCH

attTransOfPagingMessagesThePCH **ATTRIBUTE**  
**WITH ATTRIBUTE SYNTAX**  
GSM1204TypeModule.GSMMeasurementType1;  
**BEHAVIOUR**  
generalMeasurementAttributeBehaviour;  
**REGISTERED AS** {gsm1204attribute 332};

#### C.3.3.3 unsuccTransOfPagingMessagesThePCH

unsuccTransOfPagingMessagesThePCH **ATTRIBUTE**  
**WITH ATTRIBUTE SYNTAX**  
GSM1204TypeModule.GSMMeasurementType1;  
**BEHAVIOUR**  
generalMeasurementAttributeBehaviour;  
**REGISTERED AS** {gsm1204attribute 333};

#### C.3.3.4 attImmediateAssingProcs

attImmediateAssingProcs **ATTRIBUTE**  
**WITH ATTRIBUTE SYNTAX**  
GSM1204TypeModule.GSMMeasurementType1;  
**BEHAVIOUR**  
generalMeasurementAttributeBehaviour;  
**REGISTERED AS** {gsm1204attribute 334};

#### C.3.3.5 succlImmediateAssingProcs

succlImmediateAssingProcs **ATTRIBUTE**  
**WITH ATTRIBUTE SYNTAX**  
GSM1204TypeModule.GSMMeasurementType1;  
**BEHAVIOUR**  
generalMeasurementAttributeBehaviour;  
**REGISTERED AS** {gsm1204attribute 335};

#### C.3.3.6 attImmediateAssingProcsPerCause

attImmediateAssingProcsPerCause **ATTRIBUTE**  
**WITH ATTRIBUTE SYNTAX**  
GSM1204TypeModule.GSMMeasurementType3;  
**BEHAVIOUR**  
generalMeasurementAttributeBehaviour;  
**REGISTERED AS** {gsm1204attribute 336};

**C.3.3.7      succImmediateAssingProcsPerCause**

succImmediateAssingProcsPerCause **ATTRIBUTE**  
**WITH ATTRIBUTE SYNTAX**  
GSM1204TypeModule.GSMMeasurementType3;  
**BEHAVIOUR**  
generalMeasurementAttributeBehaviour;  
**REGISTERED AS** {gsm1204attribute 337};

**C.3.3.8      nbrOfPagesDiscardedFromPCHQueue**

nbrOfPagesDiscardedFromPCHQueue **ATTRIBUTE**  
**WITH ATTRIBUTE SYNTAX**  
GSM1204TypeModule.GSMMeasurementType1;  
**BEHAVIOUR**  
generalMeasurementAttributeBehaviour;  
**REGISTERED AS** {gsm1204attribute 338};

**C.3.3.9      meanDurationOfSuccPagingProcs**

meanDurationOfSuccPagingProcs **ATTRIBUTE**  
**WITH ATTRIBUTE SYNTAX**  
GSM1204TypeModule.GSMMeasurementType2;  
**BEHAVIOUR**  
generalMeasurementAttributeBehaviour;  
**REGISTERED AS** {gsm1204attribute 339};

**C.3.3.10     nbrOfAvailableTCHs**

nbrOfAvailableTCHs **ATTRIBUTE**  
**WITH ATTRIBUTE SYNTAX**  
GSM1204TypeModule.GSMMeasurementType1;  
**BEHAVIOUR**  
generalMeasurementAttributeBehaviour;  
**REGISTERED AS** {gsm1204attribute 3310};

**C.3.3.11     meanNbrOfBusyTCHs**

meanNbrOfBusyTCHs **ATTRIBUTE**  
**WITH ATTRIBUTE SYNTAX**  
GSM1204TypeModule.GSMMeasurementType2;  
**BEHAVIOUR**  
generalMeasurementAttributeBehaviour;  
**REGISTERED AS** {gsm1204attribute 3311};

**C.3.3.12     maxNbrOfBusyTCHs**

maxNbrOfBusyTCHs **ATTRIBUTE**  
**WITH ATTRIBUTE SYNTAX**  
GSM1204TypeModule.GSMMeasurementType1;  
**BEHAVIOUR**  
generalMeasurementAttributeBehaviour;  
**REGISTERED AS** {gsm1204attribute 3312};

**C.3.3.13 meanNbrOfIdleTCHsPerInterferenceBand**

meanNbrOfIdleTCHsPerInterferenceBand **ATTRIBUTE**  
**WITH ATTRIBUTE SYNTAX**  
GSM1204TypeModule.GSMMeasurementType4;  
**BEHAVIOUR**  
generalMeasurementAttributeBehaviour;  
**REGISTERED AS** {gsm1204attribute 3313};

**C.3.3.14 attTCHSeizures**

attTCHSeizures **ATTRIBUTE**  
**WITH ATTRIBUTE SYNTAX**  
GSM1204TypeModule.GSMMeasurementType1;  
**BEHAVIOUR**  
generalMeasurementAttributeBehaviour;  
**REGISTERED AS** {gsm1204attribute 3314};

**C.3.3.15 succTCHSeizures**

succTCHSeizures **ATTRIBUTE**  
**WITH ATTRIBUTE SYNTAX**  
GSM1204TypeModule.GSMMeasurementType1;  
**BEHAVIOUR**  
generalMeasurementAttributeBehaviour;  
**REGISTERED AS** {gsm1204attribute 3315};

**C.3.3.16 attTCHSeizuresMeetingTCHBlockedState**

attTCHSeizuresMeetingTCHBlockedState **ATTRIBUTE**  
**WITH ATTRIBUTE SYNTAX**  
GSM1204TypeModule.GSMMeasurementType1;  
**BEHAVIOUR**  
generalMeasurementAttributeBehaviour;  
**REGISTERED AS** {gsm1204attribute 3316};

**C.3.3.17 allAvailableTCHAllocatedTime**

allAvailableTCHAllocatedTime **ATTRIBUTE**  
**WITH ATTRIBUTE SYNTAX**  
GSM1204TypeModule.GSMMeasurementType2;  
**BEHAVIOUR**  
generalMeasurementAttributeBehaviour;  
**REGISTERED AS** {gsm1204attribute 3317};

**C.3.3.18 meanTCHBusyTime**

meanTCHBusyTime **ATTRIBUTE**  
**WITH ATTRIBUTE SYNTAX**  
GSM1204TypeModule.GSMMeasurementType2;  
**BEHAVIOUR**  
generalMeasurementAttributeBehaviour;  
**REGISTERED AS** {gsm1204attribute 3318};

**C.3.3.19 meanTCHQueueLength**

meanTCHQueueLength **ATTRIBUTE**  
**WITH ATTRIBUTE SYNTAX**  
GSM1204TypeModule.GSMMeasurementType2;  
**BEHAVIOUR**  
generalMeasurementAttributeBehaviour;  
**REGISTERED AS** {gsm1204attribute 3319};

**C.3.3.20 nbrOfLostRadioLinksTCH**

nbrOfLostRadioLinksTCH **ATTRIBUTE**  
**WITH ATTRIBUTE SYNTAX**  
GSM1204TypeModule.GSMMeasurementType1;  
**BEHAVIOUR**  
generalMeasurementAttributeBehaviour;  
**REGISTERED AS** {gsm1204attribute 3320};

**C.3.3.21 nbrOfAvailableSDCCHs**

nbrOfAvailableSDCCHs **ATTRIBUTE**  
**WITH ATTRIBUTE SYNTAX**  
GSM1204TypeModule.GSMMeasurementType1;  
**BEHAVIOUR**  
generalMeasurementAttributeBehaviour;  
**REGISTERED AS** {gsm1204attribute 3321};

**C.3.3.22 meanNbrOfBusySDCCHs**

meanNbrOfBusySDCCHs **ATTRIBUTE**  
**WITH ATTRIBUTE SYNTAX**  
GSM1204TypeModule.GSMMeasurementType2;  
**BEHAVIOUR**  
generalMeasurementAttributeBehaviour;  
**REGISTERED AS** {gsm1204attribute 3322};

**C.3.3.23 maxNbrOfBusySDCCHs**

maxNbrOfBusySDCCHs **ATTRIBUTE**  
**WITH ATTRIBUTE SYNTAX**  
GSM1204TypeModule.GSMMeasurementType1;  
**BEHAVIOUR**  
generalMeasurementAttributeBehaviour;  
**REGISTERED AS** {gsm1204attribute 3323};

**C.3.3.24 attSDCCHSeizuresMeetingSDCCHBlockedState**

attSDCCHSeizuresMeetingSDCCHBlockedState **ATTRIBUTE**  
**WITH ATTRIBUTE SYNTAX**  
GSM1204TypeModule.GSMMeasurementType1;  
**BEHAVIOUR**  
generalMeasurementAttributeBehaviour;  
**REGISTERED AS** {gsm1204attribute 3324};

**C.3.3.25 allAvailableSDCCHAllocatedTime**

allAvailableSDCCHAllocatedTime **ATTRIBUTE**  
**WITH ATTRIBUTE SYNTAX**  
GSM1204TypeModule.GSMMeasurementType2;  
**BEHAVIOUR**  
generalMeasurementAttributeBehaviour;  
**REGISTERED AS** {gsm1204attribute 3325};

**C.3.3.26 meanSDCCHQueueLength**

meanSDCCHQueueLength **ATTRIBUTE**  
**WITH ATTRIBUTE SYNTAX**  
GSM1204TypeModule.GSMMeasurementType2;  
**BEHAVIOUR**  
generalMeasurementAttributeBehaviour;  
**REGISTERED AS** {gsm1204attribute 3326};

**C.3.3.27 nbrOfLostRadioLinksSDCCH**

nbrOfLostRadioLinksSDCCH **ATTRIBUTE**  
**WITH ATTRIBUTE SYNTAX**  
GSM1204TypeModule.GSMMeasurementType1;  
**BEHAVIOUR**  
generalMeasurementAttributeBehaviour;  
**REGISTERED AS** {gsm1204attribute 3327};

**C.3.3.28 relativeTimeDLPowerControlAtMax**

relativeTimeDLPowerControlAtMax **ATTRIBUTE**  
**WITH ATTRIBUTE SYNTAX**  
GSM1204TypeModule.GSMMeasurementType2;  
**BEHAVIOUR**  
generalMeasurementAttributeBehaviour;  
**REGISTERED AS** {gsm1204attribute 3328};

**C.3.3.29 relativeTimeULPowerControlAtMax**

relativeTimeULPowerControlAtMax **ATTRIBUTE**  
**WITH ATTRIBUTE SYNTAX**  
GSM1204TypeModule.GSMMeasurementType2;  
**BEHAVIOUR**  
generalMeasurementAttributeBehaviour;  
**REGISTERED AS** {gsm1204attribute 3329};

**C.3.3.30 succInternalHDOsIntraCell**

succInternalHDOsIntraCell **ATTRIBUTE**  
**WITH ATTRIBUTE SYNTAX**  
GSM1204TypeModule.GSMMeasurementType1;  
**BEHAVIOUR**  
generalMeasurementAttributeBehaviour;  
**REGISTERED AS** {gsm1204attribute 3330};

**C.3.3.31    unsuccInternalHDOsIntraCell**

unsuccInternalHDOsIntraCell **ATTRIBUTE**  
**WITH ATTRIBUTE SYNTAX**  
GSM1204TypeModule.GSMMeasurementType1;  
**BEHAVIOUR**  
generalMeasurementAttributeBehaviour;  
**REGISTERED AS** {gsm1204attribute 3331};

**C.3.3.32    attIncomingInternalInterCellHDOs**

attIncomingInternalInterCellHDOs **ATTRIBUTE**  
**WITH ATTRIBUTE SYNTAX**  
GSM1204TypeModule.GSMMeasurementType1;  
**BEHAVIOUR**  
generalMeasurementAttributeBehaviour;  
**REGISTERED AS** {gsm1204attribute 3332};

**C.3.3.33    succIncomingInternalInterCellHDOs**

succIncomingInternalInterCellHDOs **ATTRIBUTE**  
**WITH ATTRIBUTE SYNTAX**  
GSM1204TypeModule.GSMMeasurementType1;  
**BEHAVIOUR**  
generalMeasurementAttributeBehaviour;  
**REGISTERED AS** {gsm1204attribute 3333};

**C.3.3.34    attOutgoingInternalInterCellHDOs**

attOutgoingInternalInterCellHDOs **ATTRIBUTE**  
**WITH ATTRIBUTE SYNTAX**  
GSM1204TypeModule.GSMMeasurementType1;  
**BEHAVIOUR**  
generalMeasurementAttributeBehaviour;  
**REGISTERED AS** {gsm1204attribute 3334};

**C.3.3.35    succOutgoingInternalInterCellHDOs**

succOutgoingInternalInterCellHDOs **ATTRIBUTE**  
**WITH ATTRIBUTE SYNTAX**  
GSM1204TypeModule.GSMMeasurementType1;  
**BEHAVIOUR**  
generalMeasurementAttributeBehaviour;  
**REGISTERED AS** {gsm1204attribute 3335};

**C.3.3.36    unsuccHDOsWithReconnection**

unsuccHDOsWithReconnection **ATTRIBUTE**  
**WITH ATTRIBUTE SYNTAX**  
GSM1204TypeModule.GSMMeasurementType1;  
**BEHAVIOUR**  
generalMeasurementAttributeBehaviour;  
**REGISTERED AS** {gsm1204attribute 3336};

**C.3.3.37 unsuccHDOsWithLossOfConnection**

unsuccHDOsWithLossOfConnection **ATTRIBUTE**  
**WITH ATTRIBUTE SYNTAX**  
GSM1204TypeModule.GSMMeasurementType1;  
**BEHAVIOUR**  
generalMeasurementAttributeBehaviour;  
**REGISTERED AS** {gsm1204attribute 3337};

**C.3.4 internal HDO Measurement Function Related Attributes**

**C.3.4.1 attIncomingInternalInterCellHDOsPerOriginatingCell**

attIncomingInternalInterCellHDOsPerOriginatingCell **ATTRIBUTE**  
**WITH ATTRIBUTE SYNTAX**  
GSM1204TypeModule.GSMMeasurementType1;  
**BEHAVIOUR**  
generalMeasurementAttributeBehaviour;  
**REGISTERED AS** {gsm1204attribute 341};

**C.3.4.2 succIncomingInternalInterCellHDOsPerOriginatingCell**

succIncomingInternalInterCellHDOsPerOriginatingCell **ATTRIBUTE**  
**WITH ATTRIBUTE SYNTAX**  
GSM1204TypeModule.GSMMeasurementType1;  
**BEHAVIOUR**  
generalMeasurementAttributeBehaviour;  
**REGISTERED AS** {gsm1204attribute 342};

**C.3.4.3 attOutgoingInternalInterCellHDOsPerTargetCell**

attOutgoingInternalInterCellHDOsPerTargetCell **ATTRIBUTE**  
**WITH ATTRIBUTE SYNTAX**  
GSM1204TypeModule.GSMMeasurementType1;  
**BEHAVIOUR**  
generalMeasurementAttributeBehaviour;  
**REGISTERED AS** {gsm1204attribute 343};

**C.3.4.4 succOutgoingInternalInterCellHDOsPerTargetCell**

succOutgoingInternalInterCellHDOsPerTargetCell **ATTRIBUTE**  
**WITH ATTRIBUTE SYNTAX**  
GSM1204TypeModule.GSMMeasurementType1;  
**BEHAVIOUR**  
generalMeasurementAttributeBehaviour;  
**REGISTERED AS** {gsm1204attribute 344};



### C.3.5 MSC Measurement Function Related Attributes

#### C.3.5.1 nbrOfClassMarkUpdates

nbrOfClassMarkUpdates **ATTRIBUTE**  
**WITH ATTRIBUTE SYNTAX**  
GSM1204TypeModule.GSMMeasurementType1;  
**BEHAVIOUR**  
generalMeasurementAttributeBehaviour;  
**REGISTERED AS** {gsm1204attribute 351};

#### C.3.5.2 attMobileOriginatingCalls

attMobileOriginatingCalls **ATTRIBUTE**  
**WITH ATTRIBUTE SYNTAX**  
GSM1204TypeModule.GSMMeasurementType1;  
**BEHAVIOUR**  
generalMeasurementAttributeBehaviour;  
**REGISTERED AS** {gsm1204attribute 352};

#### C.3.5.3 succMobileOriginatingCalls

succMobileOriginatingCalls **ATTRIBUTE**  
**WITH ATTRIBUTE SYNTAX**  
GSM1204TypeModule.GSMMeasurementType1;  
**BEHAVIOUR**  
generalMeasurementAttributeBehaviour;  
**REGISTERED AS** {gsm1204attribute 353};

#### C.3.5.4 ansMobileOriginatingCalls

ansMobileOriginatingCalls **ATTRIBUTE**  
**WITH ATTRIBUTE SYNTAX**  
GSM1204TypeModule.GSMMeasurementType1;  
**BEHAVIOUR**  
generalMeasurementAttributeBehaviour;  
**REGISTERED AS** {gsm1204attribute 354};

#### C.3.5.5 attMobileTerminatingCalls

attMobileTerminatingCalls **ATTRIBUTE**  
**WITH ATTRIBUTE SYNTAX**  
GSM1204TypeModule.GSMMeasurementType1;  
**BEHAVIOUR**  
generalMeasurementAttributeBehaviour;  
**REGISTERED AS** {gsm1204attribute 355};

#### C.3.5.6 succMobileTerminatingCalls

succMobileTerminatingCalls **ATTRIBUTE**  
**WITH ATTRIBUTE SYNTAX**  
GSM1204TypeModule.GSMMeasurementType1;  
**BEHAVIOUR**  
generalMeasurementAttributeBehaviour;  
**REGISTERED AS** {gsm1204attribute 356};

**C.3.5.7     ansMobileTerminatingCalls**

ansMobileTerminatingCalls **ATTRIBUTE**  
**WITH ATTRIBUTE SYNTAX**  
GSM1204TypeModule.GSMMeasurementType1;  
**BEHAVIOUR**  
generalMeasurementAttributeBehaviour;  
**REGISTERED AS** {gsm1204attribute 357};

**C.3.5.8     attMobileEmergencyCalls**

attMobileEmergencyCalls **ATTRIBUTE**  
**WITH ATTRIBUTE SYNTAX**  
GSM1204TypeModule.GSMMeasurementType1;  
**BEHAVIOUR**  
generalMeasurementAttributeBehaviour;  
**REGISTERED AS** {gsm1204attribute 358};

**C.3.5.9     succMobileEmergencyCalls**

succMobileEmergencyCalls **ATTRIBUTE**  
**WITH ATTRIBUTE SYNTAX**  
GSM1204TypeModule.GSMMeasurementType1;  
**BEHAVIOUR**  
generalMeasurementAttributeBehaviour;  
**REGISTERED AS** {gsm1204attribute 359};

**C.3.5.10    ansMobileEmergencyCalls**

ansMobileEmergencyCalls **ATTRIBUTE**  
**WITH ATTRIBUTE SYNTAX**  
GSM1204TypeModule.GSMMeasurementType1;  
**BEHAVIOUR**  
generalMeasurementAttributeBehaviour;  
**REGISTERED AS** {gsm1204attribute 3510};

**C.3.5.11    attCipherringModeControlProcs**

attCipherringModeControlProcs **ATTRIBUTE**  
**WITH ATTRIBUTE SYNTAX**  
GSM1204TypeModule.GSMMeasurementType1;  
**BEHAVIOUR**  
generalMeasurementAttributeBehaviour;  
**REGISTERED AS** {gsm1204attribute 3511};

**C.3.5.12    succCipherringModeControlProcs**

succCipherringModeControlProcs **ATTRIBUTE**  
**WITH ATTRIBUTE SYNTAX**  
GSM1204TypeModule.GSMMeasurementType1;  
**BEHAVIOUR**  
generalMeasurementAttributeBehaviour;  
**REGISTERED AS** {gsm1204attribute 3512};

**C.3.5.13 attInterrogationOfHLRsForRouting**

attInterrogationOfHLRsForRouting **ATTRIBUTE**  
**WITH ATTRIBUTE SYNTAX**  
GSM1204TypeModule.GSMMeasurementType1;  
**BEHAVIOUR**  
generalMeasurementAttributeBehaviour;  
**REGISTERED AS** {gsm1204attribute 3513};

**C.3.5.14 succInterrogationOfHLRsMSRNObtained**

succInterrogationOfHLRsMSRNObtained **ATTRIBUTE**  
**WITH ATTRIBUTE SYNTAX**  
GSM1204TypeModule.GSMMeasurementType1;  
**BEHAVIOUR**  
generalMeasurementAttributeBehaviour;  
**REGISTERED AS** {gsm1204attribute 3514};

**C.3.5.15 succInterrogationOfHLRsCallForwarding**

succInterrogationOfHLRsCallForwarding **ATTRIBUTE**  
**WITH ATTRIBUTE SYNTAX**  
GSM1204TypeModule.GSMMeasurementType1;  
**BEHAVIOUR**  
generalMeasurementAttributeBehaviour;  
**REGISTERED AS** {gsm1204attribute 3515};

**C.3.5.16 attOpForMobileOriginatingPointToPointSMs**

attOpForMobileOriginatingPointToPointSMs **ATTRIBUTE**  
**WITH ATTRIBUTE SYNTAX**  
GSM1204TypeModule.GSMMeasurementType1;  
**BEHAVIOUR**  
generalMeasurementAttributeBehaviour;  
**REGISTERED AS** {gsm1204attribute 3516};

**C.3.5.17 succOpForMobileOriginatingPointToPointSMs**

succOpForMobileOriginatingPointToPointSMs **ATTRIBUTE**  
**WITH ATTRIBUTE SYNTAX**  
GSM1204TypeModule.GSMMeasurementType1;  
**BEHAVIOUR**  
generalMeasurementAttributeBehaviour;  
**REGISTERED AS** {gsm1204attribute 3517};

**C.3.5.18 attOpForMobileTerminatingPointToPointSMs**

attOpForMobileTerminatingPointToPointSMs **ATTRIBUTE**  
**WITH ATTRIBUTE SYNTAX**  
GSM1204TypeModule.GSMMeasurementType1;  
**BEHAVIOUR**  
generalMeasurementAttributeBehaviour;  
**REGISTERED AS** {gsm1204attribute 3518};

**C.3.5.19 succOpForMobileTerminatingPointToPointSMs**

succOpForMobileTerminatingPointToPointSMs **ATTRIBUTE**

**WITH ATTRIBUTE SYNTAX**

GSM1204TypeModule.GSMMeasurementType1;

**BEHAVIOUR**

generalMeasurementAttributeBehaviour;

**REGISTERED AS** {gsm1204attribute 3519};

**C.3.5.20 nbrOfTransCheckIMEIRequests**

nbrOfTransCheckIMEIRequests **ATTRIBUTE**

**WITH ATTRIBUTE SYNTAX**

GSM1204TypeModule.GSMMeasurementType1;

**BEHAVIOUR**

generalMeasurementAttributeBehaviour;

**REGISTERED AS** {gsm1204attribute 3520};

**C.3.5.21 nbrOfWhiteAnsInMSC**

nbrOfWhiteAnsInMSC **ATTRIBUTE**

**WITH ATTRIBUTE SYNTAX**

GSM1204TypeModule.GSMMeasurementType1;

**BEHAVIOUR**

generalMeasurementAttributeBehaviour;

**REGISTERED AS** {gsm1204attribute 3521};

**C.3.5.22 nbrOfGreyAnsInMSC**

nbrOfGreyAnsInMSC **ATTRIBUTE**

**WITH ATTRIBUTE SYNTAX**

GSM1204TypeModule.GSMMeasurementType1;

**BEHAVIOUR**

generalMeasurementAttributeBehaviour;

**REGISTERED AS** {gsm1204attribute 3522};

**C.3.5.23 nbrOfBlackAnsInMSC**

nbrOfBlackAnsInMSC **ATTRIBUTE**

**WITH ATTRIBUTE SYNTAX**

GSM1204TypeModule.GSMMeasurementType1;

**BEHAVIOUR**

generalMeasurementAttributeBehaviour;

**REGISTERED AS** {gsm1204attribute 3523};

**C.3.5.24 nbrOfUnknownIMEIAnsInMSC**

nbrOfUnknownIMEIAnsInMSC **ATTRIBUTE**

**WITH ATTRIBUTE SYNTAX**

GSM1204TypeModule.GSMMeasurementType1;

**BEHAVIOUR**

generalMeasurementAttributeBehaviour;

**REGISTERED AS** {gsm1204attribute 3524};

**C.3.5.25 meanTimeToCallSetupService**

meanTimeToCallSetupService **ATTRIBUTE**  
**WITH ATTRIBUTE SYNTAX**  
GSM1204TypeModule.GSMMeasurementType2;  
**BEHAVIOUR**  
generalMeasurementAttributeBehaviour;  
**REGISTERED AS** {gsm1204attribute 3525};

**C.3.5.26 meanTimeToLocationUpdateService**

meanTimeToLocationUpdateService **ATTRIBUTE**  
**WITH ATTRIBUTE SYNTAX**  
GSM1204TypeModule.GSMMeasurementType2;  
**BEHAVIOUR**  
generalMeasurementAttributeBehaviour;  
**REGISTERED AS** {gsm1204attribute 3526};

**C.3.5.27 transSubIdentifiedWithTMSI**

transSubIdentifiedWithTMSI **ATTRIBUTE**  
**WITH ATTRIBUTE SYNTAX**  
GSM1204TypeModule.GSMMeasurementType1;  
**BEHAVIOUR**  
generalMeasurementAttributeBehaviour;  
**REGISTERED AS** {gsm1204attribute 3527};

**C.3.5.28 transSubIdentifiedWithIMSI**

transSubIdentifiedWithIMSI **ATTRIBUTE**  
**WITH ATTRIBUTE SYNTAX**  
GSM1204TypeModule.GSMMeasurementType1;  
**BEHAVIOUR**  
generalMeasurementAttributeBehaviour;  
**REGISTERED AS** {gsm1204attribute 3528};

**C.3.5.29 attTMSIReallocations**

attTMSIReallocations **ATTRIBUTE**  
**WITH ATTRIBUTE SYNTAX**  
GSM1204TypeModule.GSMMeasurementType1;  
**BEHAVIOUR**  
generalMeasurementAttributeBehaviour;  
**REGISTERED AS** {gsm1204attribute 3529};

**C.3.5.30 succTMSIReallocations**

succTMSIReallocations **ATTRIBUTE**  
**WITH ATTRIBUTE SYNTAX**  
GSM1204TypeModule.GSMMeasurementType1;  
**BEHAVIOUR**  
generalMeasurementAttributeBehaviour;  
**REGISTERED AS** {gsm1204attribute 3530};

**C.3.5.31 imsiDetachProcs**

imsiDetachProcs **ATTRIBUTE**  
**WITH ATTRIBUTE SYNTAX**  
GSM1204TypeModule.GSMMeasurementType1;  
**BEHAVIOUR**  
generalMeasurementAttributeBehaviour;  
**REGISTERED AS** {gsm1204attribute 3531};

**C.3.5.32 imsiAttachProcs**

imsiAttachProcs **ATTRIBUTE**  
**WITH ATTRIBUTE SYNTAX**  
GSM1204TypeModule.GSMMeasurementType1;  
**BEHAVIOUR**  
generalMeasurementAttributeBehaviour;  
**REGISTERED AS** {gsm1204attribute 3532};

**C.3.5.33 attIncomingExternalIntraMSCHDOs**

attIncomingExternalIntraMSCHDOs **ATTRIBUTE**  
**WITH ATTRIBUTE SYNTAX**  
GSM1204TypeModule.GSMMeasurementType1;  
**BEHAVIOUR**  
generalMeasurementAttributeBehaviour;  
**REGISTERED AS** {gsm1204attribute 3533};

**C.3.5.34 succIncomingExternalIntraMSCHDOs**

succIncomingExternalIntraMSCHDOs **ATTRIBUTE**  
**WITH ATTRIBUTE SYNTAX**  
GSM1204TypeModule.GSMMeasurementType1;  
**BEHAVIOUR**  
generalMeasurementAttributeBehaviour;  
**REGISTERED AS** {gsm1204attribute 3534};

**C.3.5.35 attOutgoingExternalIntraMSCHDOs**

attOutgoingExternalIntraMSCHDOs **ATTRIBUTE**  
**WITH ATTRIBUTE SYNTAX**  
GSM1204TypeModule.GSMMeasurementType1;  
**BEHAVIOUR**  
generalMeasurementAttributeBehaviour;  
**REGISTERED AS** {gsm1204attribute 3535};

**C.3.5.36 succOutgoingExternalIntraMSCHDOs**

succOutgoingExternalIntraMSCHDOs **ATTRIBUTE**  
**WITH ATTRIBUTE SYNTAX**  
GSM1204TypeModule.GSMMeasurementType1;  
**BEHAVIOUR**  
generalMeasurementAttributeBehaviour;  
**REGISTERED AS** {gsm1204attribute 3536};

**C.3.5.37 attIncomingInterMSCHDOs**

attIncomingInterMSCHDOs **ATTRIBUTE**  
**WITH ATTRIBUTE SYNTAX**  
GSM1204TypeModule.GSMMeasurementType1;  
**BEHAVIOUR**  
generalMeasurementAttributeBehaviour;  
**REGISTERED AS** {gsm1204attribute 3537};

**C.3.5.38 succIncomingInterMSCHDOs**

succIncomingInterMSCHDOs **ATTRIBUTE**  
**WITH ATTRIBUTE SYNTAX**  
GSM1204TypeModule.GSMMeasurementType1;  
**BEHAVIOUR**  
generalMeasurementAttributeBehaviour;  
**REGISTERED AS** {gsm1204attribute 3538};

**C.3.5.39 attOutgoingInterMSCHDOs**

attOutgoingInterMSCHDOs **ATTRIBUTE**  
**WITH ATTRIBUTE SYNTAX**  
GSM1204TypeModule.GSMMeasurementType1;  
**BEHAVIOUR**  
generalMeasurementAttributeBehaviour;  
**REGISTERED AS** {gsm1204attribute 3539};

**C.3.5.40 succOutgoingInterMSCHDOs**

succOutgoingInterMSCHDOs **ATTRIBUTE**  
**WITH ATTRIBUTE SYNTAX**  
GSM1204TypeModule.GSMMeasurementType1;  
**BEHAVIOUR**  
generalMeasurementAttributeBehaviour;  
**REGISTERED AS** {gsm1204attribute 3540};

**C.3.5.41 attSubsequentInterMSCHDOsMSCa**

attSubsequentInterMSCHDOsMSCa **ATTRIBUTE**  
**WITH ATTRIBUTE SYNTAX**  
GSM1204TypeModule.GSMMeasurementType1;  
**BEHAVIOUR**  
generalMeasurementAttributeBehaviour;  
**REGISTERED AS** {gsm1204attribute 3541};

**C.3.5.42 succSubsequentInterMSCHDOsMSCa**

succSubsequentInterMSCHDOsMSCa **ATTRIBUTE**  
**WITH ATTRIBUTE SYNTAX**  
GSM1204TypeModule.GSMMeasurementType1;  
**BEHAVIOUR**  
generalMeasurementAttributeBehaviour;  
**REGISTERED AS** {gsm1204attribute 3542};

**C.3.5.43 attSubsequentInterMSCHDOsMSCc**

attSubsequentInterMSCHDOsMSCc **ATTRIBUTE**  
**WITH ATTRIBUTE SYNTAX**  
GSM1204TypeModule.GSMMeasurementType1;  
**BEHAVIOUR**  
generalMeasurementAttributeBehaviour;  
**REGISTERED AS** {gsm1204attribute 3543};

**C.3.5.44 succSubsequentInterMSCHDOsMSCc**

succSubsequentInterMSCHDOsMSCc **ATTRIBUTE**  
**WITH ATTRIBUTE SYNTAX**  
GSM1204TypeModule.GSMMeasurementType1;  
**BEHAVIOUR**  
generalMeasurementAttributeBehaviour;  
**REGISTERED AS** {gsm1204attribute 3544};

**C.3.5.45 externalHDOs**

externalHDOs **ATTRIBUTE**  
**WITH ATTRIBUTE SYNTAX**  
GSM1204TypeModule.GSMMeasurementType1;  
**BEHAVIOUR**  
generalMeasurementAttributeBehaviour;  
**REGISTERED AS** {gsm1204attribute 3545};

**C.3.5.46 externalHDOsPerCause**

externalHDOsPerCause **ATTRIBUTE**  
**WITH ATTRIBUTE SYNTAX**  
GSM1204TypeModule.GSMMeasurementType3;  
**BEHAVIOUR**  
generalMeasurementAttributeBehaviour;  
**REGISTERED AS** {gsm1204attribute 3546};

**C.3.5.47 unsuccExternHDOsWithReconnectionPerMSC**

unsuccExternHDOsWithReconnectionPerMSC **ATTRIBUTE**  
**WITH ATTRIBUTE SYNTAX**  
GSM1204TypeModule.GSMMeasurementType1;  
**BEHAVIOUR**  
generalMeasurementAttributeBehaviour;  
**REGISTERED AS** {gsm1204attribute 3547};

**C.3.5.48 unsuccExternHDOsWithLossOfConnectionPerMSC**

unsuccExternHDOsWithLossOfConnectionPerMSC **ATTRIBUTE**  
**WITH ATTRIBUTE SYNTAX**  
GSM1204TypeModule.GSMMeasurementType1;  
**BEHAVIOUR**  
generalMeasurementAttributeBehaviour;  
**REGISTERED AS** {gsm1204attribute 3548};



### C.3.6 external HDO Measurement Function Related Attributes

#### C.3.6.1 attIncomingExternalIntraMSCHDOsPerOriginatingCell

attIncomingExternalIntraMSCHDOsPerOriginatingCell **ATTRIBUTE**  
**WITH ATTRIBUTE SYNTAX**  
GSM1204TypeModule.GSMMeasurementType1;  
**BEHAVIOUR**  
generalMeasurementAttributeBehaviour;  
**REGISTERED AS** {gsm1204attribute 361};

#### C.3.6.2 succIncomingExternalIntraMSCHDOsPerOriginatingCell

succIncomingExternalIntraMSCHDOsPerOriginatingCell **ATTRIBUTE**  
**WITH ATTRIBUTE SYNTAX**  
GSM1204TypeModule.GSMMeasurementType1;  
**BEHAVIOUR**  
generalMeasurementAttributeBehaviour;  
**REGISTERED AS** {gsm1204attribute 362};

#### C.3.6.3 attOutgoingExternalIntraMSCHDOsPerTargetCell

attOutgoingExternalIntraMSCHDOsPerTargetCell **ATTRIBUTE**  
**WITH ATTRIBUTE SYNTAX**  
GSM1204TypeModule.GSMMeasurementType1;  
**BEHAVIOUR**  
generalMeasurementAttributeBehaviour;  
**REGISTERED AS** {gsm1204attribute 363};

#### C.3.6.4 succOutgoingExternalIntraMSCHDOsPerTargetCell

succOutgoingExternalIntraMSCHDOsPerTargetCell **ATTRIBUTE**  
**WITH ATTRIBUTE SYNTAX**  
GSM1204TypeModule.GSMMeasurementType1;  
**BEHAVIOUR**  
generalMeasurementAttributeBehaviour;  
**REGISTERED AS** {gsm1204attribute 364};

#### C.3.6.5 attIncomingInterMSCHDOsPerOriginatingCell

attIncomingInterMSCHDOsPerOriginatingCell **ATTRIBUTE**  
**WITH ATTRIBUTE SYNTAX**  
GSM1204TypeModule.GSMMeasurementType1;  
**BEHAVIOUR**  
generalMeasurementAttributeBehaviour;  
**REGISTERED AS** {gsm1204attribute 365};

#### C.3.6.6 succIncomingInterMSCHDOsPerOriginatingCell

succIncomingInterMSCHDOsPerOriginatingCell **ATTRIBUTE**  
**WITH ATTRIBUTE SYNTAX**  
GSM1204TypeModule.GSMMeasurementType1;  
**BEHAVIOUR**  
generalMeasurementAttributeBehaviour;  
**REGISTERED AS** {gsm1204attribute 366};

**C.3.6.7 attOutgoingInterMSCHDOsPerTargetCell**

attOutgoingInterMSCHDOsPerTargetCell **ATTRIBUTE**  
**WITH ATTRIBUTE SYNTAX**  
GSM1204TypeModule.GSMMeasurementType1;  
**BEHAVIOUR**  
generalMeasurementAttributeBehaviour;  
**REGISTERED AS** {gsm1204attribute 367};

**C.3.6.8 succOutgoingInterMSCHDOsPerTargetCell**

succOutgoingInterMSCHDOsPerTargetCell **ATTRIBUTE**  
**WITH ATTRIBUTE SYNTAX**  
GSM1204TypeModule.GSMMeasurementType1;  
**BEHAVIOUR**  
generalMeasurementAttributeBehaviour;  
**REGISTERED AS** {gsm1204attribute 368};

**C.3.7 HLR Measurement Function Related Attributes**

**C.3.7.1 nbrOfCurrentMSsRoamingOutsideHPLMN**

nbrOfCurrentMSsRoamingOutsideHPLMN **ATTRIBUTE**  
**WITH ATTRIBUTE SYNTAX**  
GSM1204TypeModule.GSMMeasurementType1;  
**BEHAVIOUR**  
generalMeasurementAttributeBehaviour;  
**REGISTERED AS** {gsm1204attribute 371};

**C.3.7.2 attReqForAuthSetsReceivedByHLRFromVLRs**

attReqForAuthSetsReceivedByHLRFromVLRs **ATTRIBUTE**  
**WITH ATTRIBUTE SYNTAX**  
GSM1204TypeModule.GSMMeasurementType1;  
**BEHAVIOUR**  
generalMeasurementAttributeBehaviour;  
**REGISTERED AS** {gsm1204attribute 372};

**C.3.7.3 succReturnedAuthSetsFromHLRToVLRs**

succReturnedAuthSetsFromHLRToVLRs **ATTRIBUTE**  
**WITH ATTRIBUTE SYNTAX**  
GSM1204TypeModule.GSMMeasurementType1;  
**BEHAVIOUR**  
generalMeasurementAttributeBehaviour;  
**REGISTERED AS** {gsm1204attribute 373};

**C.3.7.4 emptyResponsesForAuthSetsFromHLRToVLRs**

emptyResponsesForAuthSetsFromHLRToVLRs **ATTRIBUTE**  
**WITH ATTRIBUTE SYNTAX**  
GSM1204TypeModule.GSMMeasurementType1;  
**BEHAVIOUR**  
generalMeasurementAttributeBehaviour;  
**REGISTERED AS** {gsm1204attribute 374};

**C.3.7.5 attInsertSubDataService**

attInsertSubDataService **ATTRIBUTE**  
**WITH ATTRIBUTE SYNTAX**  
GSM1204TypeModule.GSMMeasurementType1;  
**BEHAVIOUR**  
generalMeasurementAttributeBehaviour;  
**REGISTERED AS** {gsm1204attribute 375};

**C.3.7.6 succInsertSubDataService**

succInsertSubDataService **ATTRIBUTE**  
**WITH ATTRIBUTE SYNTAX**  
GSM1204TypeModule.GSMMeasurementType1;  
**BEHAVIOUR**  
generalMeasurementAttributeBehaviour;  
**REGISTERED AS** {gsm1204attribute 376};

**C.3.7.7 attLocationUpdate**

attLocationUpdate **ATTRIBUTE**  
**WITH ATTRIBUTE SYNTAX**  
GSM1204TypeModule.GSMMeasurementType1;  
**BEHAVIOUR**  
generalMeasurementAttributeBehaviour;  
**REGISTERED AS** {gsm1204attribute 377};

**C.3.7.8 succLocationUpdate**

succLocationUpdate **ATTRIBUTE**  
**WITH ATTRIBUTE SYNTAX**  
GSM1204TypeModule.GSMMeasurementType1;  
**BEHAVIOUR**  
generalMeasurementAttributeBehaviour;  
**REGISTERED AS** {gsm1204attribute 378};

**C.3.7.9 attSSRelatedOperationsInHLR**

attSSRelatedOperationsInHLR **ATTRIBUTE**  
**WITH ATTRIBUTE SYNTAX**  
GSM1204TypeModule.GSMMeasurementType5;  
**BEHAVIOUR**  
generalMeasurementAttributeBehaviour;  
**REGISTERED AS** {gsm1204attribute 379};

**C.3.7.10 succSSRelatedOperationsInHLR**

succSSRelatedOperationsInHLR **ATTRIBUTE**  
**WITH ATTRIBUTE SYNTAX**  
GSM1204TypeModule.GSMMeasurementType5;  
**BEHAVIOUR**  
generalMeasurementAttributeBehaviour;  
**REGISTERED AS** {gsm1204attribute 3710};

**C.3.7.11 attReqForSMRoutingInfo**

attReqForSMRoutingInfo **ATTRIBUTE**  
**WITH ATTRIBUTE SYNTAX**  
GSM1204TypeModule.GSMMeasurementType1;  
**BEHAVIOUR**  
generalMeasurementAttributeBehaviour;  
**REGISTERED AS** {gsm1204attribute 3711};

**C.3.7.12 succReqForSMRoutingInfo**

succReqForSMRoutingInfo **ATTRIBUTE**  
**WITH ATTRIBUTE SYNTAX**  
GSM1204TypeModule.GSMMeasurementType1;  
**BEHAVIOUR**  
generalMeasurementAttributeBehaviour;  
**REGISTERED AS** {gsm1204attribute 3712};

**C.3.7.13 attSMDeliveryStatusReportProcs**

attSMDeliveryStatusReportProcs **ATTRIBUTE**  
**WITH ATTRIBUTE SYNTAX**  
GSM1204TypeModule.GSMMeasurementType1;  
**BEHAVIOUR**  
generalMeasurementAttributeBehaviour;  
**REGISTERED AS** {gsm1204attribute 3713};

**C.3.7.14 succSMDeliveryStatusReportProcs**

succSMDeliveryStatusReportProcs **ATTRIBUTE**  
**WITH ATTRIBUTE SYNTAX**  
GSM1204TypeModule.GSMMeasurementType1;  
**BEHAVIOUR**  
generalMeasurementAttributeBehaviour;  
**REGISTERED AS** {gsm1204attribute 3714};

**C.3.7.15 attNbrOfSendAlerts**

attNbrOfSendAlerts **ATTRIBUTE**  
**WITH ATTRIBUTE SYNTAX**  
GSM1204TypeModule.GSMMeasurementType1;  
**BEHAVIOUR**  
generalMeasurementAttributeBehaviour;  
**REGISTERED AS** {gsm1204attribute 3715};

**C.3.7.16 succNbrOfSendAlerts**

succNbrOfSendAlerts **ATTRIBUTE**  
**WITH ATTRIBUTE SYNTAX**  
GSM1204TypeModule.GSMMeasurementType1;  
**BEHAVIOUR**  
generalMeasurementAttributeBehaviour;  
**REGISTERED AS** {gsm1204attribute 3716};

**C.3.7.17 attReqForMSRN**

attReqForMSRN **ATTRIBUTE**  
**WITH ATTRIBUTE SYNTAX**  
GSM1204TypeModule.GSMMeasurementType1;  
**BEHAVIOUR**  
generalMeasurementAttributeBehaviour;  
**REGISTERED AS** {gsm1204attribute 3717};

**C.3.7.18 succReqForMSRN**

succReqForMSRN **ATTRIBUTE**  
**WITH ATTRIBUTE SYNTAX**  
GSM1204TypeModule.GSMMeasurementType1;  
**BEHAVIOUR**  
generalMeasurementAttributeBehaviour;  
**REGISTERED AS** {gsm1204attribute 3718};

**C.3.8 VLR Measurement Function Related Attributes**

**C.3.8.1 attMSMemoryAvailableNotifications**

attMSMemoryAvailableNotifications **ATTRIBUTE**  
**WITH ATTRIBUTE SYNTAX**  
GSM1204TypeModule.GSMMeasurementType1;  
**BEHAVIOUR**  
generalMeasurementAttributeBehaviour;  
**REGISTERED AS** {gsm1204attribute 381};

**C.3.8.2 succMSMemoryAvailableNotifications**

succMSMemoryAvailableNotifications **ATTRIBUTE**  
**WITH ATTRIBUTE SYNTAX**  
GSM1204TypeModule.GSMMeasurementType1;  
**BEHAVIOUR**  
generalMeasurementAttributeBehaviour;  
**REGISTERED AS** {gsm1204attribute 382};

**C.3.8.3 attIdentificationReqToPVLRS**

attIdentificationReqToPVLRS **ATTRIBUTE**  
**WITH ATTRIBUTE SYNTAX**  
GSM1204TypeModule.GSMMeasurementType1;  
**BEHAVIOUR**  
generalMeasurementAttributeBehaviour;  
**REGISTERED AS** {gsm1204attribute 383};

**C.3.8.4 succIdentificationReqToPVLRS**

succIdentificationReqToPVLRS **ATTRIBUTE**  
**WITH ATTRIBUTE SYNTAX**  
GSM1204TypeModule.GSMMeasurementType1;  
**BEHAVIOUR**  
generalMeasurementAttributeBehaviour;  
**REGISTERED AS** {gsm1204attribute 384};

**C.3.8.5 attPageReqs**

attPageReqs **ATTRIBUTE**  
**WITH ATTRIBUTE SYNTAX**  
GSM1204TypeModule.GSMMeasurementType1;  
**BEHAVIOUR**  
generalMeasurementAttributeBehaviour;  
**REGISTERED AS** {gsm1204attribute 385};

**C.3.8.6 succPageReqs**

succPageReqs **ATTRIBUTE**  
**WITH ATTRIBUTE SYNTAX**  
GSM1204TypeModule.GSMMeasurementType1;  
**BEHAVIOUR**  
generalMeasurementAttributeBehaviour;  
**REGISTERED AS** {gsm1204attribute 386};

**C.3.8.7 attPageReqsPerLocationArea**

attPageReqsPerLocationArea **ATTRIBUTE**  
**WITH ATTRIBUTE SYNTAX**  
GSM1204TypeModule.GSMMeasurementType6;  
**BEHAVIOUR**  
generalMeasurementAttributeBehaviour;  
**REGISTERED AS** {gsm1204attribute 387};

**C.3.8.8 succPageReqsPerLocationArea**

succPageReqsPerLocationArea **ATTRIBUTE**  
**WITH ATTRIBUTE SYNTAX**  
GSM1204TypeModule.GSMMeasurementType6;  
**BEHAVIOUR**  
generalMeasurementAttributeBehaviour;  
**REGISTERED AS** {gsm1204attribute 388};

**C.3.8.9 attReqForAuthSetsSentToHLR**

attReqForAuthSetsSentToHLR **ATTRIBUTE**  
**WITH ATTRIBUTE SYNTAX**  
GSM1204TypeModule.GSMMeasurementType1;  
**BEHAVIOUR**  
generalMeasurementAttributeBehaviour;  
**REGISTERED AS** {gsm1204attribute 389};

**C.3.8.10 succReceivedAuthSetsFromHLR**

succReceivedAuthSetsFromHLR **ATTRIBUTE**  
**WITH ATTRIBUTE SYNTAX**  
GSM1204TypeModule.GSMMeasurementType1;  
**BEHAVIOUR**  
generalMeasurementAttributeBehaviour;  
**REGISTERED AS** {gsm1204attribute 3810};

**C.3.8.11 emptyResponsesForAuthFromHLR**

emptyResponsesForAuthFromHLR **ATTRIBUTE**  
**WITH ATTRIBUTE SYNTAX**  
GSM1204TypeModule.GSMMeasurementType1;  
**BEHAVIOUR**  
generalMeasurementAttributeBehaviour;  
**REGISTERED AS** {gsm1204attribute 3811};

**C.3.8.12 attAuthProcsInVLR**

attAuthProcsInVLR **ATTRIBUTE**  
**WITH ATTRIBUTE SYNTAX**  
GSM1204TypeModule.GSMMeasurementType1;  
**BEHAVIOUR**  
generalMeasurementAttributeBehaviour;  
**REGISTERED AS** {gsm1204attribute 3812};

**C.3.8.13 succAuthProcsInVLR**

succAuthProcsInVLR **ATTRIBUTE**  
**WITH ATTRIBUTE SYNTAX**  
GSM1204TypeModule.GSMMeasurementType1;  
**BEHAVIOUR**  
generalMeasurementAttributeBehaviour;  
**REGISTERED AS** {gsm1204attribute 3813};

**C.3.8.14 attIntraVLRLocationUpdates**

attIntraVLRLocationUpdates **ATTRIBUTE**  
**WITH ATTRIBUTE SYNTAX**  
GSM1204TypeModule.GSMMeasurementType1;  
**BEHAVIOUR**  
generalMeasurementAttributeBehaviour;  
**REGISTERED AS** {gsm1204attribute 3814};

**C.3.8.15 succIntraVLRLocationUpdates**

succIntraVLRLocationUpdates **ATTRIBUTE**  
**WITH ATTRIBUTE SYNTAX**  
GSM1204TypeModule.GSMMeasurementType1;  
**BEHAVIOUR**  
generalMeasurementAttributeBehaviour;  
**REGISTERED AS** {gsm1204attribute 3815};

**C.3.8.16 attInterVLRLocationUpdates**

attInterVLRLocationUpdates **ATTRIBUTE**  
**WITH ATTRIBUTE SYNTAX**  
GSM1204TypeModule.GSMMeasurementType1;  
**BEHAVIOUR**  
generalMeasurementAttributeBehaviour;  
**REGISTERED AS** {gsm1204attribute 3816};

**C.3.8.17    sucInterVLRLocationUpdates**

sucInterVLRLocationUpdates **ATTRIBUTE**  
**WITH ATTRIBUTE SYNTAX**  
GSM1204TypeModule.GSMMeasurementType1;  
**BEHAVIOUR**  
generalMeasurementAttributeBehaviour;  
**REGISTERED AS** {gsm1204attribute 3817};

**C.3.8.18    arrivalOfVisitorsFromOtherPLMNs**

arrivalOfVisitorsFromOtherPLMNs **ATTRIBUTE**  
**WITH ATTRIBUTE SYNTAX**  
GSM1204TypeModule.GSMMeasurementType1;  
**BEHAVIOUR**  
generalMeasurementAttributeBehaviour;  
**REGISTERED AS** {gsm1204attribute 3818};

**C.3.9 EIR Measurement Function Related Attributes**

**C.3.9.1    nbrOfReceivedIMEICheckReqs**

nbrOfReceivedIMEICheckReqs **ATTRIBUTE**  
**WITH ATTRIBUTE SYNTAX**  
GSM1204TypeModule.GSMMeasurementType1;  
**BEHAVIOUR**  
generalMeasurementAttributeBehaviour;  
**REGISTERED AS** {gsm1204attribute 391};

**C.3.9.2    nbrOfWhiteAnsInEIR**

nbrOfWhiteAnsInEIR **ATTRIBUTE**  
**WITH ATTRIBUTE SYNTAX**  
GSM1204TypeModule.GSMMeasurementType1;  
**BEHAVIOUR**  
generalMeasurementAttributeBehaviour;  
**REGISTERED AS** {gsm1204attribute 392};

**C.3.9.3    nbrOfGreyAnsInEIR**

nbrOfGreyAnsInEIR **ATTRIBUTE**  
**WITH ATTRIBUTE SYNTAX**  
GSM1204TypeModule.GSMMeasurementType1;  
**BEHAVIOUR**  
generalMeasurementAttributeBehaviour;  
**REGISTERED AS** {gsm1204attribute 393};

**C.3.9.4    nbrOfBlackAnsInEIR**

nbrOfBlackAnsInEIR **ATTRIBUTE**  
**WITH ATTRIBUTE SYNTAX**  
GSM1204TypeModule.GSMMeasurementType1;  
**BEHAVIOUR**  
generalMeasurementAttributeBehaviour;  
**REGISTERED AS** {gsm1204attribute 394};



**C.3.9.5      nbrOfUnknownIMEIAnsInEIR**

nbrOfUnknownIMEIAnsInEIR **ATTRIBUTE**  
**WITH ATTRIBUTE SYNTAX**  
GSM1204TypeModule.GSMMeasurementType1;  
**BEHAVIOUR**  
generalMeasurementAttributeBehaviour;  
**REGISTERED AS** {gsm1204attribute 395};

**C.3.10      SMS Measurement Function Related Attributes**

**C.3.10.1    attMobileOriginatingSMForwardings**

attMobileOriginatingSMForwardings **ATTRIBUTE**  
**WITH ATTRIBUTE SYNTAX**  
GSM1204TypeModule.GSMMeasurementType1;  
**BEHAVIOUR**  
generalMeasurementAttributeBehaviour;  
**REGISTERED AS** {gsm1204attribute 3101};

**C.3.10.2    succMobileOriginatingSMForwardings**

succMobileOriginatingSMForwardings **ATTRIBUTE**  
**WITH ATTRIBUTE SYNTAX**  
GSM1204TypeModule.GSMMeasurementType1;  
**BEHAVIOUR**  
generalMeasurementAttributeBehaviour;  
**REGISTERED AS** {gsm1204attribute 3102};

**C.3.10.3    attMobileTerminatingSMForwardings**

attMobileTerminatingSMForwardings **ATTRIBUTE**  
**WITH ATTRIBUTE SYNTAX**  
GSM1204TypeModule.GSMMeasurementType1;  
**BEHAVIOUR**  
generalMeasurementAttributeBehaviour;  
**REGISTERED AS** {gsm1204attribute 3103};

**C.3.10.4    succMobileTerminatingSMForwardings**

succMobileTerminatingSMForwardings **ATTRIBUTE**  
**WITH ATTRIBUTE SYNTAX**  
GSM1204TypeModule.GSMMeasurementType1;  
**BEHAVIOUR**  
generalMeasurementAttributeBehaviour;  
**REGISTERED AS** {gsm1204attribute 3104};

## C.4 Name Bindings

### C.4.1 BSS Name Binding

#### C.4.1.1 simpleScanner-bssFunction

simpleScanner-bssFunction **NAME BINDING**

**SUBORDINATE OBJECT CLASS** "Recommendation X.738: 1993": simpleScanner;  
**NAMED BY SUPERIOR OBJECT CLASS** "gsm1200: 1993": bssFunction;  
**WITH ATTRIBUTE** scannerId;  
**CREATE;**  
**DELETE;**

**REGISTERED AS** {gsm1204nameBinding 411};

### C.4.2 BSC Name Binding

#### C.4.2.1 bscMeasurementFunction-bsc

bscMeasurementFunction-bsc **NAME BINDING**

**SUBORDINATE OBJECT CLASS** bscMeasurementFunction;  
**NAMED BY SUPERIOR OBJECT CLASS** "gsm1220: 1993": bsc;  
**WITH ATTRIBUTE** measurementFunctionId;  
**CREATE;**  
**DELETE;**

**REGISTERED AS** {gsm1204nameBinding 421};

### C.4.3 BTS Name Binding

#### C.4.3.1 cellMeasurementFunction-bts

cellMeasurementFunction-bts **NAME BINDING**

**SUBORDINATE OBJECT CLASS** cellMeasurementFunction;  
**NAMED BY SUPERIOR OBJECT CLASS** "gsm1220: 1993": bts;  
**WITH ATTRIBUTE** measurementFunctionId;  
**CREATE;**  
**DELETE;**

**REGISTERED AS** {gsm1204nameBinding 431};

#### C.4.3.2 internalHdoMeasurementFunction-bts

internalHdoMeasurementFunction-bts **NAME BINDING**

**SUBORDINATE OBJECT CLASS** internalHdoMeasurementFunction;  
**NAMED BY SUPERIOR OBJECT CLASS** "gsm1220: 1993": bts;  
**WITH ATTRIBUTE** measurementFunctionId;  
**CREATE;**  
**DELETE;**

**REGISTERED AS** {gsm1204nameBinding 432};

#### C.4.4 MSC Name Binding

##### C.4.4.1 mscMeasurementFunction-mscFunction

mscMeasurementFunction-mscFunction **NAME BINDING**  
**SUBORDINATE OBJECT CLASS** mscMeasurementFunction;  
**NAMED BY SUPERIOR OBJECT CLASS** "gsm1200: 1993": mscFunction;  
**WITH ATTRIBUTE** measurementFunctionId;  
**CREATE;**  
**DELETE;**

**REGISTERED AS** {gsm1204nameBinding 441};

##### C.4.4.2 externalHdoMeasurementFunction-mscFunction

externalHdoMeasurementFunction-mscFunction **NAME BINDING**  
**SUBORDINATE OBJECT CLASS** externalHdoMeasurementFunction;  
**NAMED BY SUPERIOR OBJECT CLASS** "gsm1200: 1993": mscFunction;  
**WITH ATTRIBUTE** measurementFunctionId;  
**CREATE;**  
**DELETE;**

**REGISTERED AS** {gsm1204nameBinding 442};

##### C.4.4.3 simpleScanner-mscFunction

simpleScanner mscFunction-**NAME BINDING**  
**SUBORDINATE OBJECT CLASS** "Recommendation X.738: 1993": simpleScanner;  
**NAMED BY SUPERIOR OBJECT CLASS** "gsm1200: 1993": mscFunction;  
**WITH ATTRIBUTE** scannerId;  
**CREATE;**  
**DELETE;**

**REGISTERED AS** {gsm1204nameBinding 443};

#### C.4.5 HLR Name Binding

##### C.4.5.1 hlrMeasurementFunction-hlrFunction

hlrMeasurementFunction-hlrFunction **NAME BINDING**  
**SUBORDINATE OBJECT CLASS** hlrMeasurementFunction;  
**NAMED BY SUPERIOR OBJECT CLASS** "gsm1200: 1993": hlrFunction;  
**WITH ATTRIBUTE** measurementFunctionId;  
**CREATE;**  
**DELETE;**

**REGISTERED AS** {gsm1204nameBinding 451};

**C.4.5.2 simpleScanner-hlrFunction**

simpleScanner-hlrFunction **NAME BINDING**

**SUBORDINATE OBJECT CLASS** "Recommendation X.738: 1993": simpleScanner;  
**NAMED BY SUPERIOR OBJECT CLASS** "gsm1200: 1993": hlrFunction;  
**WITH ATTRIBUTE** scannerId;  
**CREATE;**  
**DELETE;**

**REGISTERED AS** {gsm1204nameBinding 452};

**C.4.6 VLR Name Binding**

**C.4.6.1 vlrMeasurementFunction-vlrFunction**

vlrMeasurementFunction-vlrFunction **NAME BINDING**

**SUBORDINATE OBJECT CLASS** vlrMeasurementFunction;  
**NAMED BY SUPERIOR OBJECT CLASS** "gsm1200: 1993": vlrFunction;  
**WITH ATTRIBUTE** measurementFunctionId;  
**CREATE;**  
**DELETE;**

**REGISTERED AS** {gsm1204nameBinding 461};

**C.4.6.2 simpleScanner-vlrFunction**

simpleScanner-vlrFunction **NAME BINDING**

**SUBORDINATE OBJECT CLASS** "Recommendation X.738: 1993": simpleScanner;  
**NAMED BY SUPERIOR OBJECT CLASS** "gsm1200: 1993": vlrFunction;  
**WITH ATTRIBUTE** scannerId;  
**CREATE;**  
**DELETE;**

**REGISTERED AS** {gsm1204nameBinding 462};

**C.4.7 EIR Name Binding**

**C.4.7.1 eirMeasurementFunction-eirFunction**

eirMeasurementFunction-eirFunction **NAME BINDING**

**SUBORDINATE OBJECT CLASS** eirMeasurementFunction;  
**NAMED BY SUPERIOR OBJECT CLASS** "gsm1200: 1993": eirFunction;  
**WITH ATTRIBUTE** measurementFunctionId;  
**CREATE;**  
**DELETE;**

**REGISTERED AS** {gsm1204nameBinding 471};

**C.4.7.2 simpleScanner-eirFunction**

simpleScanner-eirFunction **NAME BINDING**

**SUBORDINATE OBJECT CLASS** "Recommendation X.738: 1993": simpleScanner;  
**NAMED BY SUPERIOR OBJECT CLASS** "gsm1200: 1993": eirFunction;  
**WITH ATTRIBUTE** scannerId;  
**CREATE;**  
**DELETE;**

**REGISTERED AS** {gsm1204nameBinding 472};

**C.4.8 SMS Name Binding**

**C.4.8.1 smsMeasurementFunction-smsGIWFunction**

smsMeasurementFunction-smsGIWFunction **NAME BINDING**

**SUBORDINATE OBJECT CLASS** smsMeasurementFunction;  
**NAMED BY SUPERIOR OBJECT CLASS** "gsm1200: 1993": smsGIWFunction;  
**WITH ATTRIBUTE** measurementFunctionId;  
**CREATE;**  
**DELETE;**

**REGISTERED AS** {gsm1204nameBinding 481};

**C.4.8.2 simpleScanner-smsGIWFunction**

simpleScanner-smsGIWFunction **NAME BINDING**

**SUBORDINATE OBJECT CLASS** "Recommendation X.738: 1993": simpleScanner;  
**NAMED BY SUPERIOR OBJECT CLASS** "gsm1200: 1993": smsGIWFunction;  
**WITH ATTRIBUTE** scannerId;  
**CREATE;**  
**DELETE;**

**REGISTERED AS** {gsm1204nameBinding 482};

## C.5 Behaviour Definitions

### C.5.1 simple scanner behaviour

The behaviour of the simple scanner is defined in [ISO 10164-13] section 8.1.1.3.

### C.5.2 general measurement function behaviour

generalMeasurementFunctionBehaviour **BEHAVIOUR**

**DEFINED AS**

"This object is defined to contain the various optional measurement packages, and one or more instances of this class may exist in the scope of the containing object. The scanner may scan the attributes of the object class in various combinations and permutations of packages, and further may scan simultaneously as many times as necessary within the processing limits of the network."

;

### C.5.3 general measurement package behaviour

generalMeasurementPackageBehaviour **BEHAVIOUR**

**DEFINED AS**

"Measurement packages are present in the Measurement Function Object (e.g. BSC Measurement Function), if the Network Element Function (e.g. BSC) containing the Measurement Function Object supports the required number of instances of the measurement included in the package according to the number of instances of the Measurement Function. The simple scanner has been designed to read the values of the attributes according to a given schedule."

;

### C.5.4 general measurement attribute behaviour

generalMeasurementAttributeBehaviour **BEHAVIOUR**

**DEFINED AS**

"The measurement that corresponds to this attribute, is described in annex B. The name of this attribute is given in the description part (D) of each measurement definition contained in annex B."

Note: to enable this attribute to be easily located, an index of these attributes is listed at the end of this ETS.

;

## C.6 Abstract syntax definitions

This clause contains the ASN.1 module defining the attribute, Action and notification syntax's referenced by the attribute, Action and notification templates.

```
GSM1204TypeModule{
    ccitt (0) identified-organization (4) etsi (0) mobileDomain (0)
    gsm-Operation-Maintenance (3)
    gsm-12-04 (4) informationModel (0) asn1Module (2)
    asn1TypeModule (0) }

DEFINITIONS IMPLICIT TAGS ::=

BEGIN

IMPORTS
    gsm-12-04
FROM GSM-DomainDefinitions{
    ccitt (0) identified-organisation (4) etsi (0) mobileDomain (0)
    gsm-Operation-Maintenance (3) gsm-12-30 (30) informationModel (0)
    asn1Module (2) gsm-OM-DomainDefinitions (0) version1 (1)}
;

-- Object Identifiers.

-- Abstract Syntax

gsm1204abstractSyntax      OBJECT IDENTIFIER ::= {gsm-12-04 protocolSupport (1)
abstractSyntax (1)}
--

-- Information Model Related Identifiers
gsm1204informationModel    OBJECT IDENTIFIER ::= {gsm-12-04 informationModel (0)}
gsm1204managedObjectClass OBJECT IDENTIFIER ::= {gsm1204informationModel
managedObjectClass (3)}
gsm1204package             OBJECT IDENTIFIER ::= {gsm1204informationModel package
(4)}
gsm1204nameBinding         OBJECT IDENTIFIER ::= {gsm1204informationModel
nameBinding (6)}
gsm1204attribute           OBJECT IDENTIFIER ::= {gsm1204informationModel attribute
(7)}

-- Application Contexts
gsm1204ApplicationContext  OBJECT IDENTIFIER ::= {gsm-12-04 protocolSupport (1)
applicationContext (0) gsm-Management (0)}
```





-- Interference band definitions (GSM 04.08 [2]):

```
GSMMeasurementType4 ::= SEQUENCE{
    channelsPerInterferenceBand1    REAL,
    channelsPerInterferenceBand2    REAL,
    channelsPerInterferenceBand3    REAL,
    channelsPerInterferenceBand4    REAL,
    channelsPerInterferenceBand5    REAL }
```

```
GSMMeasurementType5 ::= SET OF SEQUENCE{
    ssOperation    SSOOperation,
    value          INTEGER
}
```

-- SS operation definitions(GSM 09.02 [7]):

```
SSOperation ::= INTEGER{
    register      (0),
    erase        (1),
    activate     (2),
    deactivate   (3),
    registerPassword (4),
    interrogateSSOperation (5),
    processRequest (6) }
```

```
GSMMeasurementType6 ::= SET OF SEQUENCE{
    locationAreaCode    LAC,
    value               INTEGER }
```

```
LAC ::= INTEGER (0..65535)
GSMMeasurementFunctionId ::= INTEGER
```

```
GSMCellName ::= SEQUENCE{
    cellId          INTEGER(0..65535),
    locatioAreaCode LAC }
```

END

## **Annex D (Normative): Data Transfer Requirements**

This annex defines the data transfer requirements from the NE to the OS for this specification. This specification makes use of the generic approach to EFD, Log and File transfer facility as defined in GSM 12.00 [8].

### **D.1 Data Transfer Requirements**

#### **D.1.1 General**

The GSM 12.04 defines how statistical information concerning various aspects of the NE's can be collected. Once this data is collected and available in the NE, it shall be possible to transfer it to the OS. The way in which this can be achieved is described in GSM 12.00 [8].

GSM 12.00 [8] describes the generic solutions to data transfer requirements which are used by GSM 12.04. This annex describes the additional information required to fully satisfy the data transfer requirements of GSM 12.04, containment of which is described in annex C.

Of the data transfer functions described in GSM 12.00 [8], GSM 12.04 requires the upload function, i.e. OS controlled data transfer from NE to OS.

### **D.2 Object Model**

#### **D.2.1 Managed Object Classes**

##### **D.2.1.1 "Recommendation X.721: 1992": log**

Object instances of this class are used to store incoming event reports. An instance of this class can be created to store specifically scan report notifications (in form of "scanReportRecords" managed objects). This is achieved by using the discriminator construct and filtering on the event type information.

##### **D.2.1.2 "Recommendation X.738: 1993": scanReportRecord**

Objects of this class are used to represent logged information that resulted from Attribute Value Change Notifications and are contained in a 'log' instance.

#### **D.2.2 Name Bindings**

##### **D.2.2.1 log-managedElement**

log-managedElement **NAME BINDING**

**SUBORDINATE OBJECT CLASS** "Recommendation X.721: 1992": log;

**NAMED BY SUPERIOR OBJECT CLASS** "Recommendation M.3100: 1992":  
managedElement;

**WITH ATTRIBUTE** "Recommendation X.721: 1992": logId;

**CREATE;**

**DELETE;**

**REGISTERED AS** { gsm1204NameBinding 221 };

##### **D.2.2.2 scanReportRecord-log**

scanReportRecord-log **NAME BINDING**

**SUBORDINATE OBJECT CLASS** "Recommendation X.738: 1993": scanReportRecord;

**NAMED BY SUPERIOR OBJECT CLASS** "Recommendation X.721: 1992": log;

**WITH ATTRIBUTE** "Recommendation X.721: 1992": logRecordId;

**DELETE;**

**REGISTERED AS** { gsm1204NameBinding 222 };

## **Annex E (Informative): Non Standardised Measurements of Interest to PLMN Management**

Following is the template used to describe the measurements contained in this annex.

### **A. Description**

A short explanation of the measurement operation.

### **B. Collection Method**

The form in which this measurement data is obtained:

- CC (Cumulative Counter).
- GAUGE (dynamic variable), used when data being measured can vary up or down during the period of measurement.
- DER (Discrete Event Registration), when data related to a particular event are captured every nth event is registered, where n can be 1 or larger.
- SI (Status Inspection).

### **Inception of annex E**

The annex E has been created to contain all the measurements that are **NOT** candidates for standardisation, (indication that they have been considered).

At the end of the annex there are also references to the Fixed Network measurements, which have been included for completeness.

NOTE: The measurements in this annex are for information only and as a consequence are **NOT** included in the Object Model (annex C).

## **E.1 Measurement Related to the BSC**

### **E.1.1 BSC Measurement Function**

None.

## **E.2 Measurement Related to the BTS**

### **E.2.1 BTS Measurement Function**

None.

### **E.2.2 CELL Measurement Function**

None.

### **E.2.3 Internal HDO Measurement Function**

None.

## **E.3 Measurement Related to the MSC**

### **E.3.1 MSC Measurement Function**

#### **E.3.1.1 Attempted Mobile to Mobile Calls**

- A. This measurement provides the number of mobile to mobile call attempts received by the MSC.
- B. CC.

#### **E.3.1.2 Successful Mobile to Mobile Calls**

- A. This measurement provides the number of successful mobile to mobile calls.
- B. CC.

#### **E.3.1.3 Answered Mobile to Mobile Calls**

- A. This measurement counts the number of answered mobile to mobile calls.
- B. CC.

#### **E.3.1.4 Attempted Mobile to Land Calls**

- A. This measurement provides the number of mobile to land call attempts received by the MSC.
- B. CC.

#### **E.3.1.5 Successful Mobile to Land Calls**

- A. This measurement provides the number of successful mobile to land calls.
- B. CC.

#### **E.3.1.6 Answered Mobile to Land Calls**

- A. This measurement provides the number of answered mobile to land calls.
- B. CC.

#### **E.3.1.7 Attempted Land to Mobile Calls**

- A. This measurement provides the number of land to mobile call attempts received by the MSC.
- B. CC.

#### **E.3.1.8 Successful Land to Mobile Calls**

- A. This measurement provides the number of successful land to mobile calls.
- B. CC.

#### **E.3.1.9 Answered Land to Mobile Calls**

- A. This measurement indicates the number of answered land to mobile calls.
- B. CC.

**E.3.1.10 Mean Holding Time of Calls**

A. This measurement provides the mean holding time of calls.

B. CC.

**E.3.2 External HDO Measurement Function**

None.

## **E.4 Measurements related to the HLR**

### **E.4.1 HLR Measurement Function**

#### **E.4.1.1 Instantaneous number of HLR subscribers**

- A. This measurement provides a running total of the number of subscribers for whom information is currently held the HLR.
- B. SI.

#### **E.4.1.2 Barred subscribers in the HLR**

- A. This measurement provides the number of barred subscribers in the HLR.
- B. SI.

#### **E.4.1.3 Bearer service indication**

- A. This measurement provides the number of subscribers with the specified bearer service.
- B. CC.

#### **E.4.1.4 SS operation indication**

- A. This measurement provides the number of subscribers with the specified SS operation.
- B. CC.

#### **E.4.1.5 Attempted requests for Authentication sets from the AUC by the HLR**

- A. This measurement counts the number of triplets requested from the AUC by the HLR.
- B. CC.

#### **E.4.1.6 Successful returned Authentication sets from the AUC to the HLR**

- A. This measurement counts the successfully returned triplets from the AUC to the HLR.
- B. CC.

## **E.5 Measurements related to the VLR**

### **E.5.1 VLR Measurement Function**

#### **E.5.1.1 Subscribers from other PLMNs registered in the VLR**

- A. This measurement provides the number of subscribers of other PLMNs registered in the VLR.
- B. SI.

#### **E.5.1.2 Number of roamers in the VLR**

- A. This measurement provides the number of roamers which are registered in the VLR.
- B. SI.

## **E.6 Measurements related to the EIR**

None.

## **E.7 Measurements related to the SMS-IWMSC/GMSC**

None.

## **E.8 Performance Measurements on non-specific GSM Objects**

### **E.8.1 Measurements related to a PCM system**

According to CCITT Recommendation Q.79x.

### **E.8.2 Measurements related to MTP**

According to CCITT Recommendation Q.79x.

### **E.8.3 Measurements related to SCCP and TCAP**

According to CCITT Recommendation Q.79x.

### **E.8.4 Measurements related to ISUP**

According to CCITT Recommendation Q.79x.



## Annex F (informative): Index of Measurement Attribute Names

The measurement description (part D of annex B) provides for each measurement the equivalent measurement attribute name. This clause provides an index of all the attribute names which are used in annex B. This index is provided to enable the reader to forward or backward reference, these attributes in annex C.

Measurement Attribute Name: .....	Page
allAvailableSDCCHAllocatedTime, .....	57
allAvailableTCHAllocatedTime, .....	54
ansMobileEmergencyCalls, .....	65
ansMobileOriginatingCalls, .....	63
ansMobileTerminatingCalls, .....	64
arrivalOfVisitorsFromOtherPLMNs, .....	89
attAuthProcsInVLR, .....	87
attCIPHERingModeControlProcs, .....	65
attIdentificationReqToPVLRs, .....	85
attImmediateAssingProcs, .....	50
attImmediateAssingProcsPerBSC, .....	46
attImmediateAssingProcsPerCause, .....	51
attIncomingExternalIntraMSCHDOs, .....	72
attIncomingExternalIntraMSCHDOsPerOriginatingCell, .....	76
attIncomingInterMSCHDOs, .....	73
attIncomingInterMSCHDOsPerOriginatingCell, .....	77
attIncomingInternalInterCellHDOs, .....	59
attIncomingInternalInterCellHDOsPerOriginatingCell, .....	61
attInsertSubDataService, .....	80
attInterrogationOfHLRsForRouting, .....	66
attInterVLRLocationUpdates, .....	89
attIntraVLRLocationUpdates, .....	88
attLocationUpdate, .....	81
attMobileEmergencyCalls, .....	64
attMobileOriginatingCalls, .....	63
attMobileOriginatingSMForwardings, .....	91
attMobileTerminatingCalls, .....	63
attMobileTerminatingSMForwardings, .....	92
attMSMemoryAvailableNotifications, .....	84
attNbrOfSendAlerts, .....	83
attOpForMobileOriginatingPointToPointSMs, .....	67
attOpForMobileTerminatingPointToPointSMs, .....	67
attOutgoingExternalIntraMSCHDOs, .....	72
attOutgoingExternalIntraMSCHDOsPerTargetCell, .....	77
attOutgoingInterMSCHDOs, .....	73
attOutgoingInterMSCHDOsPerTargetCell, .....	78
attOutgoingInternalInterCellHDOs, .....	60
attOutgoingInternalInterCellHDOsPerTargetCell, .....	62
attPageReqs, .....	85
attPageReqsPerLocationArea, .....	86
attReqForAuthSetsReceivedByHLRFromVLRs, .....	79
attReqForAuthSetsSentToHLR, .....	86
attReqForMSRN, .....	84
attReqForSMRoutingInfo, .....	82
attSDCCHSeizuresMeetingSDCCHBlockedState, .....	57
attSMDeliveryStatusReportProcs, .....	83
attSSRelatedOperationsInHLR, .....	81
attSubsequentInterMSCHDOsMSCa, .....	74
attSubsequentInterMSCHDOsMSCc, .....	74
attTCHSeizures, .....	53
attTCHSeizuresMeetingTCHBlockedState, .....	54
attTransOfPagingMessagesPerBSC, .....	46

attTransOfPagingMessagesThePCH, .....	49
emptyResponsesForAuthFromHLR, .....	87
emptyResponsesForAuthSetsFromHLRToVLRs, .....	80
externalHDOs, .....	75
externalHDOsPerCause, .....	75
imsiAttachProcs, .....	71
imsiDetachProcs, .....	71
maxNbrOfBusySDCCHs, .....	56
maxNbrOfBusyTCHs, .....	53
meanDurationOfSuccPagingProcs, .....	52
meanInterArrivalTime, .....	45
meanNbrOfBusySDCCHs, .....	56
meanNbrOfBusyTCHs, .....	52
meanNbrOfIdleTCHsPerInterferenceBand, .....	53
meanPCHAGCHQueueLength, .....	49
meanSDCCHQueueLength, .....	57
meanTCHBusyTime, .....	55
meanTCHQueueLength, .....	55
meanTimeToCallSetupService, .....	69
meanTimeToLocationUpdateService, .....	70
nbrOfAvailableSDCCHs, .....	56
nbrOfAvailableTCHs, .....	52
nbrOfBlackAnslInEIR, .....	91
nbrOfBlackAnslInMSC, .....	69
nbrOfClassMarkUpdates, .....	62
nbrOfCurrentMSsRoamingOutsideHPLMN, .....	79
nbrOfGreyAnslInEIR, .....	90
nbrOfGreyAnslInMSC, .....	68
nbrOfLostRadioLinksSDCCH, .....	58
nbrOfLostRadioLinksTCH, .....	55
nbrOfPagesDiscardedFromPCHQueue, .....	51
nbrOfReceivedIMEICheckReqs, .....	90
nbrOfTransCheckIMEIRequests, .....	68
nbrOfUnknownIMEIAnslInEIR, .....	91
nbrOfUnknownIMEIAnslInMSC, .....	69
nbrOfWhiteAnslInEIR, .....	90
nbrOfWhiteAnslInMSC, .....	68
relativeTimeDLPowerControlAtMax, .....	58
relativeTimeULPowerControlAtMax, .....	58
succAuthProcsInVLR, .....	88
succCipherringModeControlProcs, .....	65
succIdentificationReqToPVLRs, .....	85
succImmediateAssingProcsPerBSC, .....	47
succImmediateAssingProcsPerCause, .....	51
succIncomingExternalIntraMSCHDOs, .....	72
succIncomingExternalIntraMSCHDOsPerOriginatingCell, .....	76
succIncomingInterMSCHDOs, .....	73
succIncomingInterMSCHDOsPerOriginatingCell, .....	78
succIncomingInternalInterCellHDOs, .....	60
succIncomingInternalInterCellHDOsPerOriginatingCell, .....	61
succInsertSubDataService, .....	80
succInternalHDOsIntraCell, .....	59
succInternalHDOsIntraCellPerBSC, .....	47
succInternalHDOsPerBSC, .....	48
succInternalHDOsPerCause, .....	48
succInterrogationOfHLRsCallForwarding, .....	66
succInterrogationOfHLRsMSRNObtained, .....	66
succInterVLRLocationUpdates, .....	89
succIntraVLRLocationUpdates, .....	88
succLocationUpdate, .....	81
succMobileEmergencyCalls, .....	65
succMobileOriginatingCalls, .....	63
succMobileOriginatingSMForwardings, .....	92

succMobileTerminatingCalls, .....	64
succMobileTerminatingSMForwardings, .....	92
succMSMemoryAvailableNotifications, .....	85
succNbrOfSendAlerts, .....	83
succOpForMobileOriginatingPointToPointSms, .....	67
succOpForMobileTerminatingPointToPointSms, .....	68
succOutgoingExternalIntraMSCHDOs, .....	72
succOutgoingExternalIntraMSCHDOsPerTargetCell, .....	77
succOutgoingInterMSCHDOs, .....	73
succOutgoingInterMSCHDOsPerTargetCell, .....	78
succOutgoingInternalInterCellHDOs, .....	60
succOutgoingInternalInterCellHDOsPerTargetCell, .....	62
succPageReqs, .....	86
succPageReqsPerLocationArea, .....	86
succReceivedAuthSetsFromHLR, .....	87
succReqForMSRN, .....	84
succReqForSMRoutingInfo, .....	82
succReturnedAuthSetsFromHLRToVLRs, .....	79
succSMDeliveryStatusReportProcs, .....	83
succSSRelatedOperationsInHLR, .....	82
succSubsequentInterMSCHDOsMSCa, .....	74
succSubsequentInterMSCHDOsMSCc, .....	75
succTCHSeizures, .....	54
succTMSIReallocations, .....	71
transSubIdentifiedWithIMSI, .....	70
transSubIdentifiedWithTMSI, .....	70
unsuccExternHDOsWithLossOfConnectionPerMSC, .....	76
unsuccExternHDOsWithReconnectionPerMSC, .....	75
unsuccHDOsWithLossOfConnection, .....	61
unsuccHDOsWithReconnection, .....	60
unsuccInternalHDOsIntraCell, .....	59
unsuccInternalHDOsIntraCellPerBSC, .....	47
unsuccInternalHDOsWithLossOfConnectionPerBSC, .....	49
unsuccInternalHDOsWithReconnectionPerBSC, .....	48
unsuccReqsForService, .....	45
unsuccReqsForServicePerCause, .....	45
unsuccTransOfPagingMessagesPerBSC, .....	46
unsuccTransOfPagingMessagesThePCH, .....	50

## **Annex G (informative): Bibliography**

This subclause provides references to documents which are NOT directly referenced by this ETS, but nevertheless are useful for back ground information on this subject.

- CCITT Recommendation. E.500 - E.600: "Traffic Engineering".
- CCITT Recommendation M.3010: "Principles for Telecommunications Management Network".
- CCITT Recommendation M.3200: "TMN Management Services: Overview".
- CCITT Recommendation M.3400: "TMN Management Functions".
- CCITT Recommendation M.251: "Maintenance functions to be implemented in CCITT-MML".
- CCITT Recommendation Q.542: "Design objectives - Operations and Maintenance".
- CCITT Recommendation Q.544: "Exchange measurements".
- CCITT Recommendation Q.822: "Stage 1, stage 2 and stage 3 description for the Q3 interface - Performance management".
- CCITT Recommendation Z.336: "Traffic Measurement Administration".

## History

Document history			
September 1995	Public Enquiry	PE 92:	1995-09-25 to 1996-01-19
March 1996	Vote	V 100:	1996-03-25 to 1996-05-17
August 1996	First Edition		