

Draft **EN 300 701** V0.3.3 (1999-03)

---

*European Standard (Telecommunications series)*

**Digital Enhanced Cordless Telecommunications (DECT);  
Data Services Profile (DSP);  
Generic frame relay service with mobility  
(service types A and B, class 2)**

---



---

Reference

REN/DECT-020147 (6ho00120.PDF)

---

Keywords

data, DECT, LAN, profile

**ETSI**

---

Postal address

F-06921 Sophia Antipolis Cedex - FRANCE

---

Office address

650 Route des Lucioles - Sophia Antipolis  
Valbonne - FRANCE  
Tel.: +33 4 92 94 42 00 Fax: +33 4 93 65 47 16  
Siret N° 348 623 562 00017 - NAF 742 C  
Association à but non lucratif enregistrée à la  
Sous-Préfecture de Grasse (06) N° 7803/88

---

Internet

[secretariat@etsi.fr](mailto:secretariat@etsi.fr)  
Individual copies of this ETSI deliverable  
can be downloaded from  
<http://www.etsi.org>  
If you find errors in the present document, send your  
comment to: [editor@etsi.fr](mailto:editor@etsi.fr)

---

**Copyright Notification**

No part may be reproduced except as authorized by written permission.  
The copyright and the foregoing restriction extend to reproduction in all media.

© European Telecommunications Standards Institute 1999.  
All rights reserved.

## Contents

Intellectual Property Rights.....	5
Foreword .....	5
1 Scope .....	6
2 References .....	6
3 Definitions and abbreviations .....	7
3.1 Definitions .....	7
3.2 Abbreviations.....	8
4 Description of services .....	9
4.1 Reference configuration.....	9
4.2 Service objectives .....	9
5 Physical layer requirements .....	10
6 MAC layer requirements .....	10
7 DLC layer requirements .....	10
7.1 C-plane requirements.....	10
7.2 U-plane requirements.....	10
8 Network layer requirements .....	10
8.1 NWK layer features supported.....	11
8.2 Feature to procedures mapping.....	12
9 ME requirements .....	15
9.1 Management procedures required when interworking to connectionless networks .....	15
9.1.1 Link suspension .....	15
9.1.2 Link release.....	15
10 Generic interworking conventions and procedures .....	16
10.1 Generic interworking conventions and procedures required when interworking to connectionless networks .....	16
10.1.1 Link establishment .....	16
10.1.2 Link resumption.....	16
<b>Annex A (normative): Interworking conventions to specific networks .....</b>	<b>17</b>
A.1 Interworking specific codings .....	17
A.1.1 IWU attribute codings.....	17
A.1.2 IWU attributes implemented.....	18
A.2 ISO/IEC 8802.3 (Ethernet).....	19
A.2.1 Reference configuration.....	19
A.2.2 Global assumptions .....	19
A.3 ISO/IEC 8802.5 (token ring) .....	20
A.3.1 Reference configuration.....	20
A.3.2 Global assumptions .....	20
A.4 Internet protocol .....	21
A.4.1 Reference configuration.....	21
A.4.2 Global assumptions.....	21
A.4.3 U-plane interworking conventions .....	22
<b>Annex B (normative): Service A/B.2:FT profile Requirement List (profile RL) and Protocol Implementation Conformance Statement (PICS) proforma - NWK layer .....</b>	<b>23</b>
B.1 Standardized symbols for the status column .....	23
B.2 Capabilities .....	24
B.2.1 Major capabilities.....	24

B.2.1.1 Services .....	24
B.2.1.2 CC features .....	24
B.2.1.3 MM features .....	25
B.2.1.4 SS features (services) .....	26
B.2.1.5 LCE features .....	27
B.2.1.6 Procedures .....	27
B.2.2 Messages .....	29
B.2.2.1 CC messages .....	29
B.2.2.2 Mobility management messages .....	39
B.2.2.3 Link control entity messages .....	46
B.2.3 Information elements .....	47
B.2.3.1 Fixed length information element support .....	48
B.2.3.2 Variable length information element support .....	49
B.2.3.3 Escape information elements support .....	66
B.2.3.4 B-Format message structure support .....	66
B.2.4 Protocol error handling .....	67
B.2.5 Timer support .....	68
B.2.6 Negotiation capabilities .....	68
B.2.7 Multi-layer dependencies .....	69
<b>Annex C (normative): Service A/B.2: Portable radio Termination (PT) NWK PICS proforma .....</b>	<b>70</b>
C.1 Standardized symbols for the status column .....	70
C.2 Capabilities .....	70
C.2.1 Major capabilities .....	70
C.2.1.1 Services .....	70
C.2.1.2 Procedures .....	71
C.2.2 Protocol parameters .....	73
C.2.2.1 Timer support .....	73
C.2.2.2 System wide parameters .....	74
C.2.2.3 Other parameters .....	74
C.2.3 Messages .....	74
C.2.3.1 CC messages .....	74
C.2.3.2 Mobility management messages .....	83
C.2.3.3 Link control entity messages .....	90
C.2.4 Information elements .....	91
C.2.4.1 Fixed length information element support .....	93
C.2.4.2 Variable length information element support .....	94
C.2.4.3 B-Format message structure support .....	103
C.2.5 Protocol error handling .....	104
C.2.6 Negotiation capabilities .....	105
C.2.7 Multi-layer dependencies .....	106
History .....	107

---

## Intellectual Property Rights

IPRs essential or potentially essential to the present document may have been declared to ETSI. The information pertaining to these essential IPRs, if any, is publicly available for **ETSI members and non-members**, and can be found in SR 000 314: *"Intellectual Property Rights (IPRs); Essential, or potentially Essential, IPRs notified to ETSI in respect of ETSI standards"*, which is available **free of charge** from the ETSI Secretariat. Latest updates are available on the ETSI Web server (<http://www.etsi.org/ipr>).

Pursuant to the ETSI IPR Policy, no investigation, including IPR searches, has been carried out by ETSI. No guarantee can be given as to the existence of other IPRs not referenced in SR 000 314 (or the updates on the ETSI Web server) which are, or may be, or may become, essential to the present document.

---

## Foreword

This European Standard (Telecommunications series) has been produced by ETSI Project Digital Enhanced Cordless Telecommunications (DECT), and is now submitted for the Public Enquiry phase of the ETSI standards Two-step Approval Procedure.

<b>Proposed national transposition dates</b>	
Date of latest announcement of this EN (doa):	3 months after ETSI publication
Date of latest publication of new National Standard or endorsement of this EN (dop/e):	6 months after doa
Date of withdrawal of any conflicting National Standard (dow):	6 months after doa

---

# 1 Scope

The present document defines a profile for Digital Enhanced Cordless Telecommunications (DECT) systems conforming to EN 300 175 parts 1 to 8 [1] to [8]. It is part of a family of profiles that build upon and extend each other, aimed at the general connection of terminals supporting non-voice services to a fixed infra-structure, private and public.

The present document defines the types A and B services, mobility class 2 as referred to in ETR 185 [13].

The present document supports the type A and B services using the frame relay service defined fully in EN 300 435 [11]. Type A is optimized for low power and simplicity, while type B is optimized for high speed and throughput. Both are fully compatible and can interwork with each other.

The present document is intended for use in roaming applications and so specifies mobility class 2. It therefore specifies the use of the network layer Call Control (CC) and Mobility Management (MM) entities, and the Data Link Control (DLC) layer LAPC and Lc entities.

The present document integrates the frame relay service with a fully functional Control plane (C-plane). It therefore supports interworking with all connectionless networks supported by the type A and B mobility class 1 services while removing the restrictions of closed user group operation. It extends, without modifying, the interworking conventions of the type A and B mobility class 1 services.

The present document defines the specific requirements on the Physical (PHL), Medium Access Control (MAC), DLC and Network (NWK) layers of DECT. The present document also specifies Management Entity (ME) requirements and generic Interworking conventions which ensure the efficient use of the DECT spectrum.

---

# 2 References

The following documents contain provisions which, through reference in this text, constitute provisions of the present document.

- References are either specific (identified by date of publication, edition number, version number, etc.) or non-specific.
- For a specific reference, subsequent revisions do not apply.
- For a non-specific reference, the latest version applies.
- A non-specific reference to an ETS shall also be taken to refer to later versions published as an EN with the same number.

- [1] EN 300 175-1: "Digital Enhanced Cordless Telecommunications (DECT); Common Interface (CI); Part 1: Overview".
- [2] EN 300 175-2: "Digital Enhanced Cordless Telecommunications (DECT); Common Interface (CI); Part 2: Physical Layer".
- [3] EN 300 175-3: "Digital Enhanced Cordless Telecommunications (DECT); Common Interface (CI); Part 3: Medium Access Control (MAC) layer".
- [4] EN 300 175-4: "Digital Enhanced Cordless Telecommunications (DECT); Common Interface (CI); Part 4: Data Link Control (DLC) layer".
- [5] EN 300 175-5: "Digital Enhanced Cordless Telecommunications (DECT); Common Interface (CI); Part 5: Network (NWK) layer".
- [6] EN 300 175-6: "Digital Enhanced Cordless Telecommunications (DECT); Common Interface (CI); Part 6: Identities and addressing".
- [7] EN 300 175-7: "Digital Enhanced Cordless Telecommunications (DECT); Common Interface (CI); Part 7: Security features".

- [8] EN 300 175-8: "Digital Enhanced Cordless Telecommunications (DECT); Common Interface (CI); Part 8: Speech coding and transmission".
- [9] EN 300 444: "Digital Enhanced Cordless Telecommunications (DECT); Generic Access Profile (GAP)".
- [10] ISO/IEC 8802.3 (1996): "Information technology - Telecommunications and information exchange between systems - Local and metropolitan area networks - Specific requirements - Part 3: Carrier sense multiple access with collision detection (CSMA/CD) access method and physical layer specifications".
- [11] EN 300 435: "Digital Enhanced Cordless Telecommunications (DECT); Data Services Profile (DSP); Base standard including interworking to connectionless networks (service types A and B, class 1)".
- [12] EN 300 651: "Digital Enhanced Cordless Telecommunications (DECT); Data Services Profile (DSP); Generic data link service (service type C, class 2)".
- [13] ETR 185: "Digital Enhanced Cordless Telecommunications (DECT); Data Services Profile (DSP); Profile overview".
- [14] RFC 791 (September 1981): "Internet Protocol".
- [15] ISO/IEC 8802.5 (1998): "Information technology - Telecommunications and information exchange between systems - Local and Metropolitan Area Networks - Specific requirements - Part 5: Token ring access method and physical layer specifications".
- [16] ETS 300 476-2: "Digital Enhanced Cordless Telecommunications (DECT); Common Interface (CI); Protocol Implementation Conformance Statement (PICS) proforma; Part 2: Data Link Control (DLC) layer - Portable radio Termination (PT)".
- [17] ETS 300 476-3: "Digital Enhanced Cordless Telecommunications (DECT); Common Interface (CI); Protocol Implementation Conformance Statement (PICS) proforma; Part 3: Medium Access Control (MAC) layer - Portable radio Termination (PT)".
- [18] ETS 300 476-4: "Digital Enhanced Cordless Telecommunications (DECT); Common Interface (CI); Protocol Implementation Conformance Statement (PICS) proforma; Part 4: Network (NWK) layer - Fixed radio Termination (FT)".

---

## 3 Definitions and abbreviations

### 3.1 Definitions

For the purposes of the present document, the following terms and definitions apply.

**mobility class 1:** local area applications, for which terminals are pre-registered off-air with one or more specific Fixed Parts (FPs), and establishment of service and user parameters is therefore implicit, according to a profile-defined list.

**mobility class 2:** private and Public roaming applications for which terminals may move between FPs within a given domain and for which association of service parameters is explicit at the time of service request.

**multiframe:** a repeating sequence of 16 successive Time Division Multiple Access (TDMA) frames, that allows low rate or sporadic information to be multiplexed (e.g. basic system information or paging).

**service type A:** low speed frame relay, with a net sustainable throughput of up to 24 kbits/s, optimized for burst data, low power consumption and low complexity applications such as hand-portable equipment.

**service type B:** high performance frame relay, with a net sustainable throughput of up to 552 kbits/s, optimized for high speed and low latency with burst data. Equipment implementing the type B profile shall inter-operate with type A equipment.

**service type C:** non-transparent connection of data streams requiring Link Access Protocol (LAP) services, optimized for high reliability and low additional complexity. This builds upon the services offered by the type A or B profiles.

**TDMA frame:** a time-division multiplex of 10 ms duration, containing 24 successive full slots. A TDMA frame starts with the first bit period of full slot 0 and ends with the last bit period of full slot 23.

## 3.2 Abbreviations

For the purposes of the present document, the following abbreviations apply:

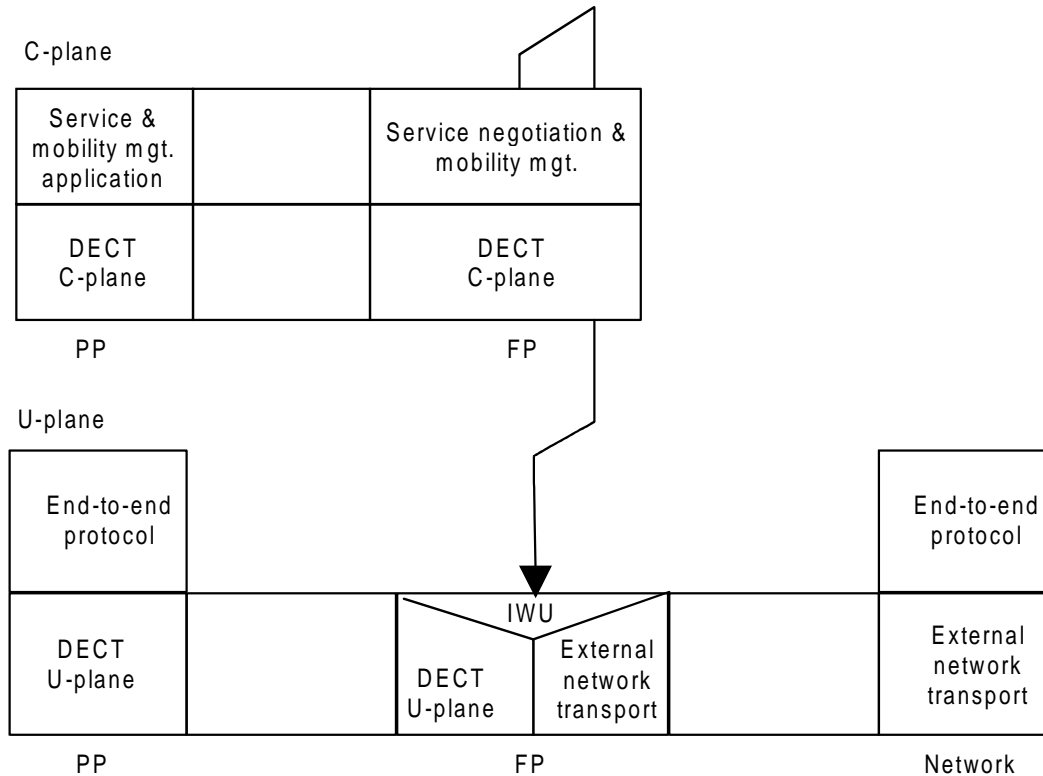
CC	Call Control
C-plane	Control plane
DECT	Digital Enhanced Cordless Telecommunications
DLC	Data Link Control. Layer 2b of the DECT protocol stack
DSP	Data Services Profile
FP	Fixed Part
IP	Internet Protocol
IPUI	International Portable User Identity
IWF	Interworking Functions
IWU	Interworking Unit
LAN	Local Area Network
LAP	Link Access Procedure
LAPC	A DLC layer C-plane entity
LLME	Lower Layer Management Entity
LSB	Least Significant Bit
MAC	Medium Access Control. Layer 2a of the DECT protocol stack
ME	Management Entity
MM	Mobility Management
MSB	Most Significant Bit
NWK	Network
PARK	Portable Access Rights Key
PHL	Physical (layer)
SDU	Service Data Unit
TAF	Terminal Adaptation Functions
TDMA	Time Division Multiple Access
U-plane	User plane



## 4 Description of services

### 4.1 Reference configuration

The reference configuration for this profile shall be as shown in figure 1.



**Figure 1: Profile reference configuration showing permanent virtual circuit interworking**

The profile reference configuration is based upon the following principles:

- applications of this profile are treated as those which do not require DECT signalling to control external network connections;
- U-plane functionality is seen as being identical to that of the type A and B mobility class 1 services. C-plane functionality replaces the implicit parameters of class 1 with the explicit service negotiation, mobility management (mgt.) and call control procedures of mobility class 2;
- this profile offers a service which is analogous to a permanent virtual circuit service, i.e. DECT is required to provide an appropriate bearer as far as the Interworking Unit (IWU), where interworking is performed with a network that is either connectionless or uses application-based in-band signalling for connection control. In this case, the negotiated characteristics of the DECT connections include the DECT bearer parameters, the choice of IWU, together with mobility aspects such as location and operator choice.

### 4.2 Service objectives

The profile has the same service objectives for the U-plane as those listed in EN 300 435 [11], subclause 4.2.

The service objectives for the C-plane are those of mobility class 2, as described in EN 300 651 [12], subclause 4.2 and reproduced here for convenience.

Mobility class 2 uses the CC and MM entities of the DECT NWK layer (EN 300 175-5 [5]) to enable the provision of facilities akin to those provided by the C-plane of the GAP (see EN 300 444 [9]).

CC provides facilities for the establishment, maintenance and release of a call and for support of call-related signalling. The CC entity allows support of service negotiation during the establishment phase, permitting the flexibility of specifying the service of the call during the call initiation process. Thus, unlike mobility class 1, call attributes can be invoked on a call-by-call basis and multiple service attributes can be supported with a single terminal identity. In addition, the likelihood of obtaining service is increased even when the full service attributes supported by the fixed part are not known to the portable prior to the service request.

MM provides procedures which support the roaming of a portable, both within a single FP coverage area and between adjacent and non-adjacent FP coverage areas. The portable may use location procedures to signal its presence to the FP and thus receive incoming calls. Identification and authentication procedures allow a portable and FP to verify the authenticity of each other, while access to (subscribed) services is controlled by procedures which allow the installation and the removal of the appropriate International Portable User Identities (IPUIs) and Portable Access Rights Keys (PARKs) required by a portable. The use of encryption is managed by cipher procedures.

---

## 5 Physical layer requirements

The requirements of the service types A and B, defined in EN 300 435 [11] shall apply.

---

## 6 MAC layer requirements

The requirements of the service types A and B, defined in EN 300 435 [11] shall apply including those elements described as conditional on the presence of mobility class 2.

---

## 7 DLC layer requirements

The DLC layer shall contain two independent planes of protocol, i.e. the C-plane and the U-plane. All internal DECT protocol control shall be handled by the C-plane. All external user data and control shall be handled by the U-plane.

### 7.1 C-plane requirements

The DLC C-plane shall provide the data link class A service (LAPC + Lc) and the broadcast service (Lb), as defined in EN 300 175-4 [4]. Annexes D and E of EN 300 651 [12] specify the requirements of this profile.

### 7.2 U-plane requirements

The requirements of the service types A and B, mobility class 1, defined in EN 300 435 [11] shall apply.

---

## 8 Network layer requirements

The NWK layer provisions shall include the following entities:

- Call Control (CC);
- Link Control Entity (LCE);
- Mobility Management (MM); and
- Call Independent Supplementary Services (CISS).

Portable Part and Fixed Part CC entities will use either packet switched mode or circuit switched mode procedures. For each interworking, the appropriate interworking annex will specify which set of procedures shall be used.

CISSs required for public operations, such as charging, shall optionally be provided.

The MM requirements shall be closely aligned to the requirements of the Generic Access Profile (GAP) EN 300 444 [9].

The provisions of EN 300 175-5 [5] shall be implemented with respect to the services, procedures, messages and information elements coding listed in annexes B and C. The provisions of EN 300 175-6 [6] shall be implemented with respect to the structure and use of identities.

The Extended Higher Layer Fixed Part Information field shall be used with bit a46 set to 1, indicating the support of the A/B.2 profile.

In the case that the FP is capable of supporting encryption, this shall use the DECT standard algorithm and shall be signalled to the PP by the setting of the MAC Q-channel Higher Layer Information message bit a37.

In the case that the PP is capable of supporting fast paging, this shall be signalled to the FP by the appropriate coding of the "Setup Capabilities" information element, which shall be transmitted in the "Location Request" message. In this case the FP shall always use fast paging as well as normal or low-duty cycle paging to page the PP.

The significance of the <<CONNECTION-ATTRIBUTES>> element in the {CC-SETUP} message shall conventionally signify the maximum capabilities of the sender for the requested call, and hence shall be subject to negotiation. The actual values of the connection attributes are continuously negotiated at the MAC layer. For this reason octets 4a and 4c shall not be used. Octets 5, 5a, 6, 6a codings shall be used to indicate transmit and receive capabilities respectively.

The <<IWU-ATTRIBUTES>> element shall be negotiated by the prioritized list procedure and/or the exchanged attribute procedure and/or the peer-determined procedure, as defined in EN 300 175-5 [5], subclause 15.2. Support for exchanged attribute procedures shall be mandatory and, for each interworking, the appropriate interworking annex will specify which of the other two procedure(s) may be used in addition.

The <<RELEASE-REASON>> element shall always be included in the {CC-RELEASE-COM} message. Only the given codings need be interpreted.

The release of connections according to the management procedure in clause 9, and the subsequent re-establishment, shall be implemented by means of the Suspend / Resume procedures (EN 300 175-5 [5], subclause 9.7.4).

Should there then be an attempt to resume a cancelled transaction, through a {CC-SERVICE-CHANGE} message with the Service Change Info element coded to RESUME and an unrecognized transaction identifier, then the receiving entity shall ignore the message, as specified in EN 300 175-5 [5], subclause 17.3.2.1.

## 8.1 NWK layer features supported

**Table 1: NWK layer features supported**

Item no.	Name of feature	Ref.	Status	
			PT	FT
N.1	Outgoing call		M	M
N.2	Off hook		M	M
N.3	On hook (full release)		M	M
N.4	Dialled digits (basic)		M	M
N.5	Register recall		M	O
N.6	Go to DTMF		M	M
N.7	Pause (dialling pause)		M	O
N.8	Incoming call		M	M
N.9	Authentication of PP		M	M
N.10	Authentication of user		M	O
N.11	Location registration		M	M
N.12	On air allocation		M	O
N.13	Identification of PP		M	O
N.14	Service class indication / assignment		M	M
N.15	Alerting		M	M
N.16	ZAP		M	O
N.17	Encryption activation FT initiated		O	O

Item no.	Name of feature	Ref.	Status	
			PT	FT
N.18	Subscription registration procedures on-air		M	M
N.19	Link control		M	M
N.20	Terminate access rights TF initiated		M	O
N.21	Partial release		O	O
N.22	Go to DTMF (infinite tone length)		O	O
N.23	Go to Pulse		O	O
N.24	Signalling of display characters		O	O
N.25	Display control characters		O	O
N.26	Authentication of FT		O	O
N.27	Encryption activation PT initiated		O	O
N.28	Encryption deactivation FT initiated		O	O
N.29	Encryption deactivation PT initiated		O	O
N.30	Calling Line Identification Presentation (CLIP)		O	O
N.31	Internal call		O	O
N.32	Service call		O	O
N.33	Service change		O	O
N.34	Service suspension and resumption		M	M
N.35	Service negotiation		M	M
N.36	Cost information		O	O

NOTE: (References refer to EN 300 175-5 [5]).

## 8.2 Feature to procedures mapping

Table 2: Feature to procedures mapping

Feature	Procedure	Ref.	Status	
			PT	FT
Outgoing call			M	M
	Outgoing call request		M	M
	Overlap sending		M	O
	Outgoing call proceeding		M	O
	Outgoing call confirmation		M	O
	Outgoing call connection		M	M
	Sending keypad information		M	M
Off hook			M	M
	Outgoing call request		M	M
	Incoming call request		M	M
On hook (full release)			M	M
	Normal call release		M	M
	Abnormal call release		M	M
Dialled digits (basic)			M	M
	Sending keypad information		M (note 1)	M (note 1)
(note 2)	Sending Called Party Number		M (note 3)	M (note 3)
Register recall			M	O
	Sending keypad information		M	M
Go to DTMF signalling (defined the length)			M	M
	Sending keypad information		M	M
Pause (dialling pause)			M	O
	Sending keypad information		M	M
Incoming call			M	M
	Incoming call request		M	M
	Incoming call confirmation		M	M
	PT alerting		M	M
	Incoming call connection		M	M
Authentication of the PP			M	M
	Authentication of PT		M	M

Feature	Procedure	Ref.	Status	
			PT	FT
Authentication of the user			M	O
	Authentication of user		M	M
Location registration			M	M
	Location registration		M	O
	Location update		M	O
On air key allocation			M	O
	Key allocation		M	M
Identification of PP			M	O
	Identification of PT		M	M
Service class indication / assignment			M	M
	Obtaining access rights		M	M
	Authentication of PT		M	M
Alerting			M (note 1)	M (note 1)
	PT alerting		M (note 1)	M (note 1)
ZAP			M	O
	Obtaining access rights		M	M
	Incrementing the ZAP value		M	M
	Authentication of FT		O	M
Encryption activation FT initiated			O	O
	Cipher-switching initiated by FT		M	M
	Storing the Derived Cipher Key (DCK)		M	M
Subscription registration user procedure on-air			M	M
	Obtaining access rights		M	M
Link control			M	M
	Indirect FT initiated link establishment		M	M
	Direct PT initiated link establishment		M	M
	Link release "normal"		M	M
	Link release "abnormal"		M	M
	Link release "maintain"		M	M
(note 2)	Direct FT initiated link establishment		M	M
Terminate access rights FT initiated			M	O
	FT terminating access rights		M	M
	Authentication of FT		O	M
Partial release			O	O
	Partial release		M	M
Go to DTMF (infinite tone length)			O	O
	Sending keypad information		M	M
Go to pulse			O	O
	Sending keypad information		M	M
Signalling of display characters			O	O
	Diaplay		M	M
	Terminal capability indication		M	M
Display control characters			O	O
	Diaplay		M	M
	Terminal capability indication		M	M
Authentication of FT			O	O
	Authentication of FT		M	M
Encryption activation PT initiated			O	O
	Cipher-switching initiated by PT		M	M
	Storing the DCK		M	M
Encryption deactivation FT initiated			O	O
	Cipher-switching initiated by FT		M	M

Feature	Procedure	Ref.	Status	
			PT	FT
Encryption deactivation PT initiated			O	O
	Cipher-switching initiated by PT		M	M
Calling Line Identification Presentation (CLIP)			O	O
	Incoming call request		M	M
Internal call			O	O
	Internal call set-up		M	M
	Internal call keypad		M	O
Service call			O	O
	Service call set-up		M	M
	Service call keypad		M	O
In-call Service change			M	M
	Bandwidth Changes (including reversals)	9.6.2	C6 (if multibearer M else I)	C6 (if multibearer M else I)
	Service re-routing	9.6.3	C7 (if asymmetric M else I)	C7 (if asymmetric M else I)
	IWU-attributes change	9.6.1	M (note 1)	M (note 1)
Service suspension and resumption			M	M
	Service suspension and resumption (circuit mode)	9.6.4	M (note 1)	M (note 1)
	Service suspension and resumption (packet mode)	9.7.4	M (note 3)	M (note 3)
Service negotiation				
	Service negotiation	15.2	M (note 1)	M (note 1)
	Prioritized list negotiation	15.2.2	O	O
	Peer attribute negotiation	15.2.5	O	O
Cost information				
	Cost information	10.6.2.4	O	O
NOTE 1: For circuit bearer interworking only.				
NOTE 2: Not a GAP procedure.				
NOTE 3: For V.24 interworking only.				
NOTE 4: References refer to EN 300 175-5 [5].				

---

## 9 ME requirements

In addition to the requirements of the type A and B services, the management entity shall be responsible for maintenance and updating of the logical associations between NWK, DLC, MAC and U-plane entities and shall contain the following procedure groups defined in EN 300 175-4 [4]:

- MAC connection management;
- DLC C-plane management;
- DLC U-plane management.

In addition the ME shall contain the following procedure groups defined in EN 300 175-5 [5]:

- service mapping and negotiation;
- service modification;
- resource management;
- management of MM procedures;
- call ciphering management;
- external hand over management.

The requirements of mobility class 2 shall be met by the management procedures defined in EN 300 444 [9].

### 9.1 Management procedures required when interworking to connectionless networks

The Lower Layer Management Entity (LLME) shall ensure that a link is either suspended or released after no greater than  $5/n$  seconds, where  $n$  = number of bearers, after the last non-point-to-multipoint Service Data Unit (SDU) in the IWU buffer has been successfully transferred. The presence of point-to-multipoint SDUs in a buffer shall by itself neither cause the establishment or resumption nor the maintenance of a DECT link.

The ME may choose at any time to suspend or release the link for implementation-specific reasons. In any case, the ME shall at least suspend the link if:

- the data flow ceases for more than five seconds; and
- the ME has been in "Link Active" state for more than five seconds.

#### 9.1.1 Link suspension

If the ME requires a link suspension, it shall issue a MNCC\_MODIFY.req primitive specifying a suspension and shall await a MNCC\_MODIFY.cfm primitive. If this primitive notifies failure, the management entity need not take any action. If this primitive notifies success, it shall enter the "Link Suspended" state.

If the ME receives a MNCC\_MODIFY.ind primitive specifying a suspension, it shall wait until it has ceased to receive data from the U-plane and then enter the "Link Suspended" state.

#### 9.1.2 Link release

To release the link, the ME shall issue a MNCC\_RELEASE.req primitive and shall then enter the "No Link" state.

If the ME receives a MNCC\_RELEASE.ind primitive, it shall enter the "No Link" state.

---

## 10 Generic interworking conventions and procedures

The interworking conventions and procedures defined for the types A and B, mobility class 1 service given in EN 300 435 [11] shall apply.

### 10.1 Generic interworking conventions and procedures required when interworking to connectionless networks

#### 10.1.1 Link establishment

If data is to be sent but no link is established (the "No Link" state), the ME shall issue an MNCC\_SETUP.req primitive and shall enter the "Link Requested" state.

In the "Link Requested state", if the ME receives a MNCC\_REJECT.ind primitive or a MNCC\_RELEASE.ind primitive, it shall return to the "No Link" state. Its subsequent action shall be locally determined on the basis of the release reason contained in the primitive.

In the "Link Requested" state, if the ME receives an MNCC\_CONNECT.ind primitive it shall enter a "Link Active" state.

Upon the receipt of a MNCC\_SETUP.ind primitive, the ME shall determine that the service requested may be offered, and if so it will issue a MNCC\_CONNECT.req primitive and enter the "Link Active" state. If the service cannot be supported, it will issue a MNCC\_REJECT.req, indicating a release reason, and will return to the "No Link" state.

#### 10.1.2 Link resumption

If data is to be sent and the link is suspended then the ME shall issue a MNCC\_MODIFY.req primitive, specifying link resumption, and shall await an MNCC\_MODIFY.cfm primitive. If this primitive notifies success, then the ME shall enter the "Link Active" state. If the primitive notifies failure, the subsequent action of the ME shall be locally determined on the basis of the failure reason contained in the primitive.

If the ME receives an MNCC\_MODIFY.ind primitive, it shall enter the "Link Active" state.



## Annex A (normative): Interworking conventions to specific networks

### A.1 Interworking specific codings

#### A.1.1 IWU attribute codings

Devices implementing the Interworking Units described in this annex shall use the following IWU-Attribute coding:

Bit:	8	7	6	5	4	3	2	1	Octet:
	0	<< IWU-ATTRIBUTES >>							1
		Length of Contents (L)							2
	1	CodeStd			Profile				3
		0	1	0	0	0	0	0	
	1	Negotiation indicator			A/B	Profile subtype			4
	0	Maximum SDU size (Most significant 7 bits)							5
	1	Maximum SDU size (Least significant 7 bits)							5a
	1						IP Addr Plan		6 (optional)

**Figure A.1**

Negotiation indicator (octet 4):

Bits 7 6 5 Meaning  
 0 0 0 Negotiation not possible  
 0 1 0 Peer attribute negotiation  
 1 0 0 Exchanged attribute negotiation  
 1 1 0 Exchanged attribute negotiation and Peer attribute negotiation  
 All other values are reserved

Profile Type A/B coding (octet 4):

Bits 4 Meaning  
 0 Type A  
 1 Type B

Profile subtype (octet 4):

Bits 3 2 1 Meaning  
 0 0 0 Interworking to ISO/IEC 8802.3 [10] (Ethernet) (clause A.2)  
 0 0 1 Interworking to ISO/IEC 8802.5 [15] (Token Ring) (clause A.3)  
 1 0 0 Interworking to Internet Protocol (IP) (clause A.4)  
 All other values are reserved

Maximum SDU size (octets 5 and 5a):

This 14 bit word represents the natural binary coding of the maximum SDU length in units of eight octets used for data transmission, with the least significant bit in position 1 of octet 5a.

IP address plan (octet 6) (Optional):

This octet may be optionally included only if the "Profile Subtype" is: "Interworking to Internet Protocol (IP)". If the "Profile Subtype" is: "Interworking to Internet Protocol (IP)" and this octet is omitted then the default value shall be used.

This facility has been specifically included to cater for the increasing trend of using IP networks for closed user groups, the so called Intra-nets. It allows routeing (in the fixed network) of IP packets, independent of their IP address, to either the global Internet, or service provider or customer specific closed user groups.

Bits 2 1 Meaning  
 0 0 Global IP address (default)  
 0 1 Service provider specific IP address  
 1 0 Customer specific IP address  
 All other values are reserved

## A.1.2 IWU attributes implemented

Table A.1

Supported parameters						
Field no.	Name of fields	Ref.	Protocol Status	Supp	Values	
					Allowed	Supported
1	ID of IWU attributes of variable length	note 1	M		18	
2	Length of Contents (L)	note 2	M		0-255	5-9
3	Coding standard	note 2	M		1	
3	Profile	note 2	M		0-3,8-12	0
4	Negotiation indicator	note 2	M		0,2,4,5	
4	Profile Type A/B coding	A.1.1	I	M	0-1	
4	Profile subtype	A.1.1	M		0-7	0-1, 4
5,5a	Maximum SDU size	A.1.1	I	M	0 - 131 064	
6	IP Address Plan	A.1.1	I	note 3	-, 0-2	

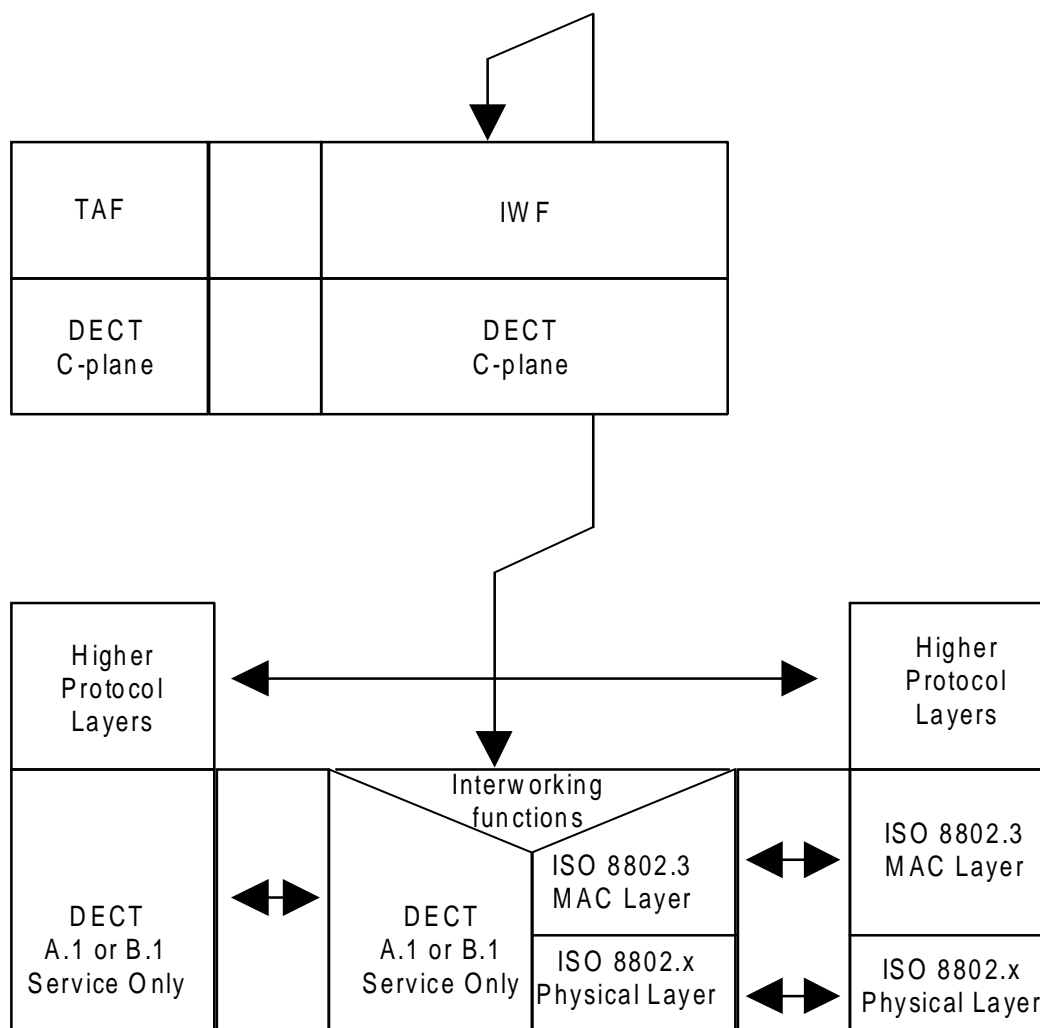
NOTE 1: See 2nd edition of EN 300 175-5 [5], subclause 7.7.1.  
 NOTE 2: See 2nd edition of EN 300 175-5 [5], subclause 7.7.21.  
 NOTE 3: "O" if "Profile Subtype" is "Interworking to Internet Protocol (IP)", or else "X".

## A.2 ISO/IEC 8802.3 (Ethernet)

The provisions of this clause shall apply if interworking to ISO/IEC 8802.3 [10] (Ethernet) LANs is provided.

### A.2.1 Reference configuration

The reference configuration for this specific interworking convention shall be as shown in figure A.2.



TAF: Terminal Adaptation Functions

**Figure A.2: Profile reference configuration showing interworking to ISO/IEC 8802.3 [10] type LANs**

### A.2.2 Global assumptions

The profile reference configuration is based upon the principles stated in subclause 4.1 and the following:

- interworking is a bridging function with a network conforming to ISO/IEC 8802.3 [10].

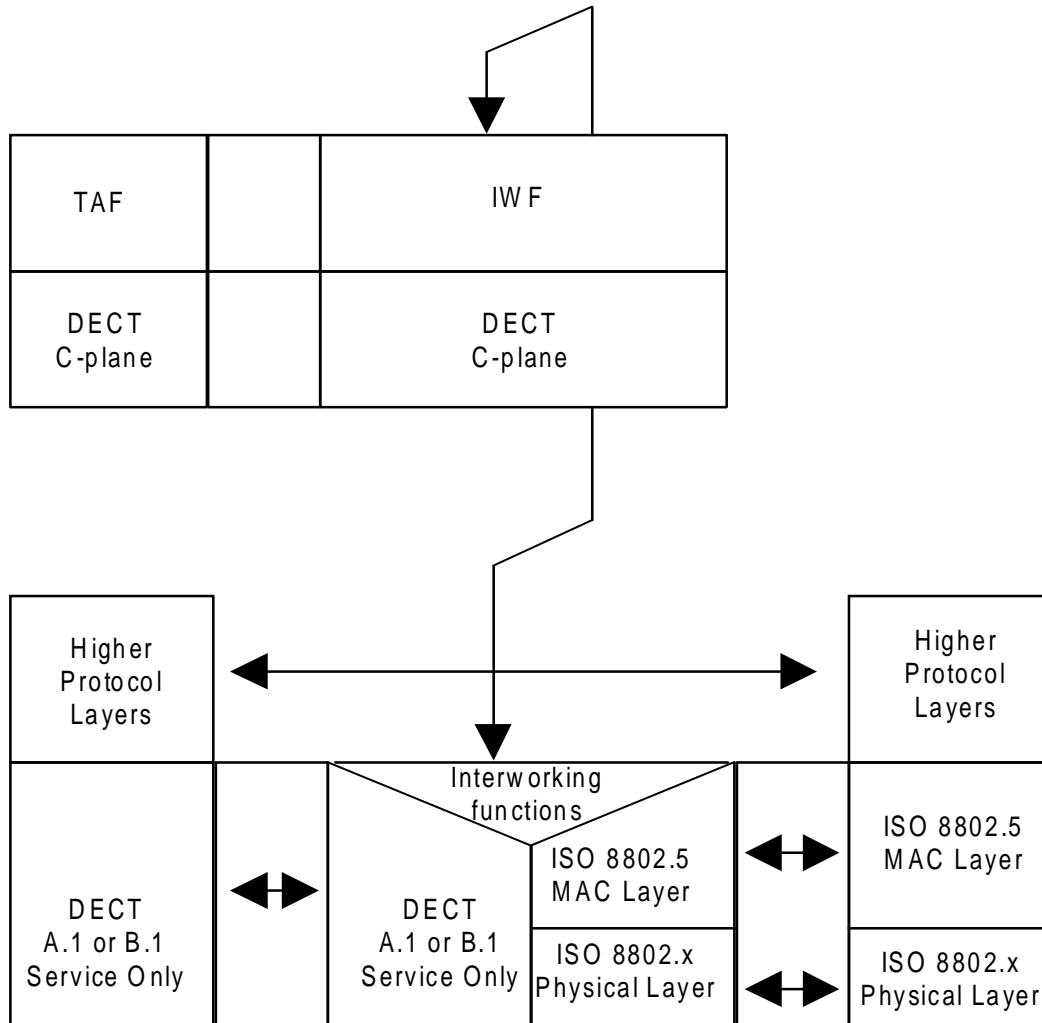
It shall use the U-plane conventions described in clause B.1 of EN 300 435 [11] and the C-plane conventions described in clauses 9 and 10 of this profile.

## A.3 ISO/IEC 8802.5 (token ring)

The provisions of this clause shall apply if interworking to ISO/IEC 8802.5 [15] (token ring) LANs is provided.

### A.3.1 Reference configuration

The reference configuration for this specific interworking convention shall be as shown in figure A.3.



TAF: Terminal Adaptation Functions

**Figure A.3: Profile reference configuration showing interworking to ISO/IEC 8802.5 [15] type LANs**

### A.3.2 Global assumptions

The profile reference configuration is based upon the principles stated in subclause 4.1 and the following:

- interworking is a bridging function with a network conforming to ISO/IEC 8802.5 [15].

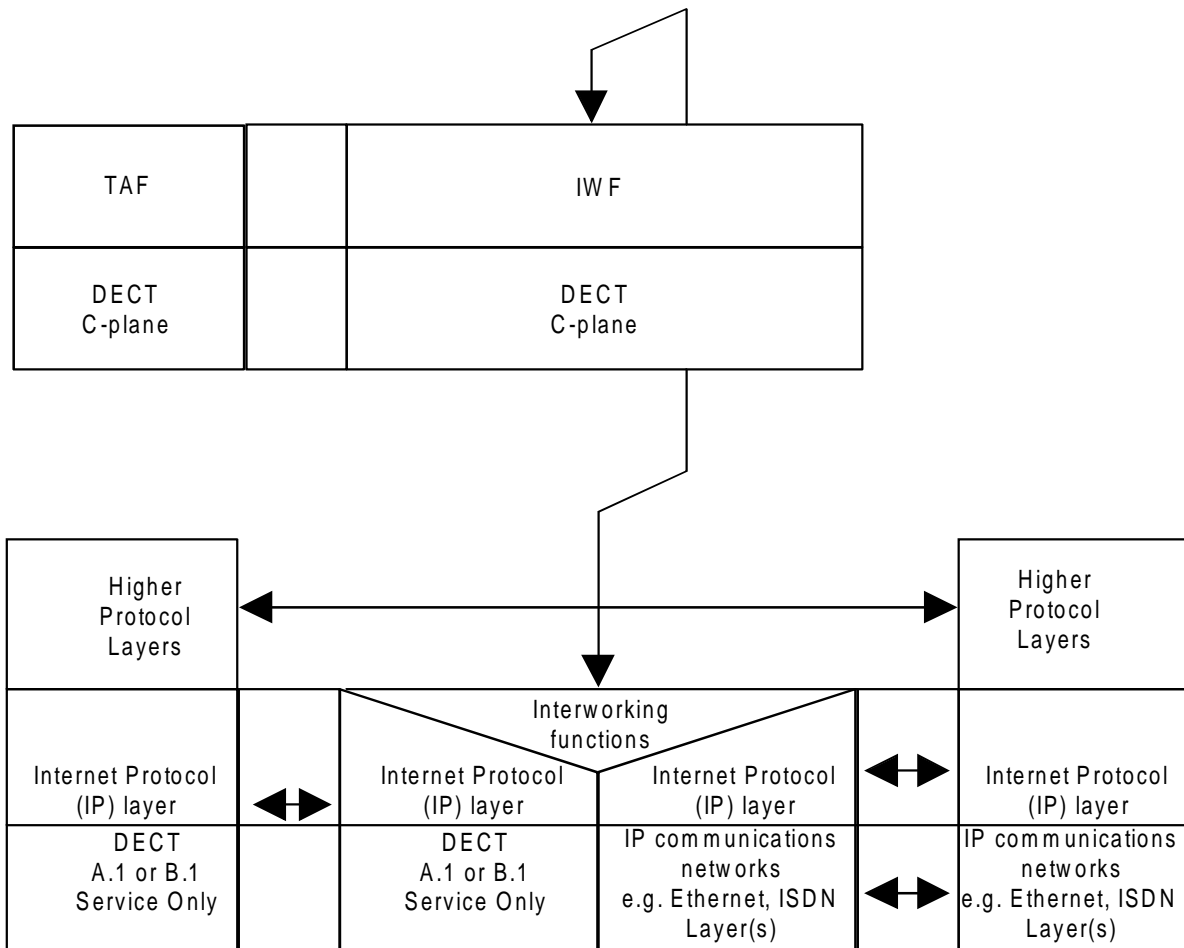
It shall use the U-plane conventions described in clause B.1 of EN 300 435 [11] and the C-plane conventions described in clauses 9 and 10 of this profile.

## A.4 Internet protocol

The provisions of this clause shall apply if interworking to Internet Protocol (IP) networks version 4 (RFC 791 [14]) or higher is provided.

### A.4.1 Reference configuration

The reference configuration for this specific interworking convention shall be as shown in figure A.4.



**Figure A.4: Profile reference configuration showing interworking to IP networks**

### A.4.2 Global assumptions

The profile reference configuration is based upon the principles stated in subclause 4.1 and the following:

- interworking is a IP datagram/packet routing function with a network supporting the IP, RFC 791 [14], version 4 or higher.

It shall use the Management Entity requirements and the Generic interworking conventions and procedures described in clauses 9 and 10 of this profile.

The implementation of the IP Communications Network is out of scope for this profile reference configuration.

### A.4.3 U-plane interworking conventions

The conditions of clause 10 of EN 300 435 [11] shall be adhered to in addition to the following:

IP datagrams/packets are transmitted directly as a single U-plane DLC layer LU2 SDU, as specified in clause 7 of EN 300 435 [11]. The SDU contains the IP header followed immediately by the IP data. Since these LU2 SDUs can be an arbitrarily short length there are no requirements for adding fill fields or padding before transmission of IP packets as LU2 SDUs.

The broadcast Internet address (the address on that network with a host part of all binary ones) (point-to-multipoint packets) shall be transmitted by the FP over the connectionless downlink, and may also be transmitted over previously established connections, as specified in clause 10 of EN 300 435 [11].

As described in Appendix B of RFC 791 [14], version 4, the IP datagram/packet is transmitted over the DECT air interface as a series of 8-bit octets. The Most Significant Bit (MSB) of each octet shall be transmitted first and the Least Significant Bit (LSB) last.

---

## Annex B (normative): Service A/B.2:FT profile Requirement List (profile RL) and Protocol Implementation Conformance Statement (PICS) proforma - NWK layer

Notwithstanding the provisions of the copyright clause related to the text of the present document, ETSI grants that users of the present document may freely reproduce the PICS proforma in this annex so that it can be used for its intended purposes and may further publish the completed PICS.

The references given in the tables of this annex refer to clauses and subclauses of EN 300 175-5 [5].

---

### B.1 Standardized symbols for the status column

The standardized symbols for the status column are as follows:

- m or M for mandatory (the capability is required to be implemented);
- o or O for optional (Boolean) (the capability may be implemented);
- x or X for prohibited or excluded use (the capability may not be used in a given context);
- n/a, N/A or - (dash) for not applicable (the capability is not allowed because the underlying DECT layers (service provider) cannot handle it or the requirement belongs to an application i.e. does not belong to the network layer);
- c or C for conditional (the capability depends on the selection of other optional and/or conditional items);
- i or I for out of scope (the capability is allowed to be implemented but is not called upon by the profile functionality).

If appropriate, a "C" followed by an integer is placed in the status column, providing a reference to a conditional status expression defined elsewhere in the PICS proforma. The following conditions are applicable throughout the entire document:

C2:	IF "Support for asymmetric connections" then M ELSE I;
C3:	IF "Support for fast setup" then M ELSE I;
C4:	IF "Ciphering PT initiated is supported" then M ELSE O;
C6:	IF "multibearer supported" then M ELSE I;
C7:	IF N.35 then M ELSE I;
C8:	IF "Cost information exchanged supported" then M ELSE I;
C9:	IF "Ciphering FT initiated is supported" then M ELSE O;
C11m:	IF "In call parameter change" then M else I;
C11o:	IF "In call parameter change" then O else I;
C12:	IF "Service suspension and resumption" then M else I;
C13:	IF "Partial Release supported" then M else O.

## B.2 Capabilities

### B.2.1 Major capabilities

#### B.2.1.1 Services

The supplier of the implementation shall state the support of the implementation for each of the following entities, in table B1.

**Table B.1: ETS 300 476-4 table A.12: Services supported**

Item no.	Name of service	Reference	Protocol Status	Profile Support
1	Call control (CC)	5.2	O	M
2	Call Independent Supplementary Services (CISS)	5.3	O	I
3	Connection Oriented Message Services (COMS)	5.4	O	I
4	Connectionless Message Services (CLMS)	5.5	O	I
5	Mobility management (MM)	5.6	O	M
6	Link control entity (LCE)	5.7	O	M
7	Management (LLME)	15	O	M

#### B.2.1.2 CC features

**Table B.2: ETS 300 476-4 table A.13 CC features supported**

Item no.	Call Control features	Reference	Protocol status	Profile support
	Bell off (alerting)	7.6.8, 9.3.2	o	m
	Bell on (alerting)	7.6.8, 9.3.2	o	m
	Control of supervisory tones	7.6.8, 9.3.2	o	i
	Dial tone detection indication	7.6.8, 9.3.2	o	i
	Dialled digits (basic)	7.6.6, 7.7.27, 9.3	o	m
	Dialled digits additional	7.6.6, 7.7.27, 9.3	o	i
	Dialling delimiter	7.6.2, 9.3.1.5	o	i
	Dialling delimiter request	7.6.2, 9.3.1.5	o	i
	Display control characters	7.6.5, 7.7.26, 9.3	o	o
	Emergency service access request	9.3.1.1	o	i
	External Handover (inter-cell)	9.3.1.1	o	i
	Fixed part / portable part capability exchange	9.3.1.1	o	o
	Go to DTMF (infinite tone length)	7.6.6, 7.7.27, 9.3, D.2.2	o	o
	Go to DTMF signalling (defined tone length)	7.6.6, 7.7.27, 9.3, D.2.2	o	m
	Go to Pulse	7.6.6, 7.7.27, 9.3, D.2.2	o	o
	Group address	6.3.3 [6 - identities]	o	i
	Incoming call	9.3.2	o	m
	Internal call	9.3.1, 4.1[13 - GAP]	o	o
	Off hook	9.3.1.1, 9.3.2.8	o	m
	On hook (full release)	9.5	o	m
	Outgoing call	9.3.1	o	m
	Packet mode	9.7	o	C7
	Partial release	9.5.1	o	o



Item no.	Call Control features	Reference	Protocol status	Profile support
	Pause (dialling pause)	7.6.6, 7.7.27, 9.3, D.2.2	o	o
	Register recall	7.6.6, 7.7.27, 9.3, D.2.2	o	o
	Signalling of display characters	7.6.5, 7.7.26, 9.3	o	o
	Selection of bearer service	9.3.1.1, 9.3.2.1	o	M
	Service call	9.3.1.1, 4.1[1 - GAP]	o	o
	Service change	9.6	o	M

### B.2.1.3 MM features

**Table B.3: ETS 300 476-4 table A.14 MM features supported**

Item no.	Mobility Management features	Reference	Protocol status	Profile support
	Authentication of FT	13.3.3	o	o
	Authentication of PT	13.3.1	o	m
	Authentication of user	13.3.2	o	o
	Encryption activation FT initiated	13.8	o	m
	Encryption activation PT initiated	13.8	o	o
	Encryption deactivation FT initiated	13.8	o	o
	Encryption deactivation PT initiated	13.8	o	o
	Identification of PP	13.2.1	o	o
	Inter-operator roaming registration	8.2 [6], 6.5.2 [7 - security], 6.5.4 [7], 7.2 [7]	o	i
	Location de-registration	13.4.2	o	i
	Location registration	13.4.1	o	m
	Multiple subscription registration	4 [6], 6.5.5 [7]	o	n/a
	On air key allocation	13.6	o	o
	Service class indication / assignment	13.3.1, 13.3.5	o	m
	Silent polling	13.2.1, 4.1.23 [9]	o	i
	Subscription registration procedure on-air	13.5.1	o	m
	Subscription registration user procedure with DECT authentication module	7.2.3 [7]	o	i
	Subscription registration user procedures keypad (digit entry only)	7.2.3 [7]	o	i
	Terminate access rights FT initiated	13.5.2	o	o
	Terminate access rights PT initiated	13.5.2	o	i
	ZAP	13.3.1, 13.3.5	o	o
	MM Partial release	14.2.7	o	m
	Temporary identity assign	13.2.2	o	i

## B.2.1.4 SS features (services)

Table B.4: ETS 300 476-4 table A.15 SS features supported

Item no.	Call Related and Call Independent Supplementary Service features	Reference	Protocol status	Profile support
	Advice of charge (AOC)	10.6.1	o	i
	Advice of tariff request	10.6.1	o	i
	Call Deflection (CD)	10.6.1	o	i
	Call Forwarding Busy (CFB)	10.6.1	o	i
	Call Forwarding No Reply (CFNR)	10.6.1	o	i
	Call Forwarding Unconditional (CFU)	10.6.1	o	i
	Call Waiting (CW)	10.6.1	o	i
	Calling Line Identification Presentation (CLIP)	10.6.1	o	i
	Calling Line Identification Restriction (CLIR)	10.6.1	o	i
	Closed User Group (CUG)	10.6.1	o	i
	Completion of Calls to Busy Subscriber (CCBS)	10.6.1	o	i
	Call Hold (CH)	10.6.1	o	i
	CONference call add-on (CONF)	10.6.1	o	i
	COnnected Line identification Presentation (COLP)	10.6.1	o	i
	COnnected Line identification Restriction (COLR)	10.6.1	o	i
	Control of echo control functions	10.6.2.3	o	i
	Cost information	10.6.2.4	o	o
	Credit agency public access service	10.6.1	o	i
	Credit public access service	10.6.1	o	i
	Debit public access service	10.6.1	o	i
	Direct Dialing In (DDI)	10.6.1	o	i
	Explicit Call Transfer (ECT)	10.6.1	o	i
	Forced re-connection of held call	10.6.1	o	i
	FreePHone (FPH)	10.6.1	o	i
	Hold call (FT to PT)	10.4.1.1	o	i
	Hold call (PT to FT)	10.4.1.1	o	i
	Indication of teleservice available request	10.6.1	o	i
	Indication of teleservices available	10.6.1	o	i
	Malicious Call Identification (MCID)	10.6.1	o	i
	Multiple Subscriber Number (MSN)	10.6.1	o	i
	On-demand (hot bill) public access service- CRSS	10.6.1	o	i
	Queue management	10.6.2.1	o	i
	Re-connection of held call (FT to PT)	10.4.1.2	o	i
	Re-connection of held call (PT to FT)	10.4.1.2	o	i
	Request for indication of temporary subscriber number- CRSS	10.6.1	o	i
	Selection of required teleservice	10.6.1	o	i
	Single step Call Transfer (SCT)	10.6.1	o	i
	Specific trunk carrier selection	10.3	o	i
	SUBaddressing (SUB)	10.6.1	o	i
	Terminal Portability (TP)	10.6.1	o	i
	Tree ParTY (3TPY)	10.6.1	o	i
	User to User Signaling UUS	10.6.1	o	i
	CISS Partial release	14.2.7	o	i
	Feature key	10.3	o	i
	Indication of subscriber number	10.3	o	i
	Register recall	10.3	o	i
	Specific line selection	10.3	o	i
	External handover switch	10.3	o	i

## B.2.1.5 LCE features

**Table B.5: ETS 300 476-4 table A.16 LCE features supported**

Item no.	LCE features	Reference	Protocol status	Profile support
	Connection oriented Link control	14.2	o	m
	Connectionless oriented Link control	14.3	o	i

## B.2.1.6 Procedures

The supplier of the implementation shall state the support of the implementation for each of the following procedures, in the tables below.

**Table B.6: ETS 300 476-4 table A.18 CC procedures supported**

Item no.	Name of procedure	Reference	Protocol Status	Profile Support
	cc_outgoing_normal_call_request	9.3.1.1	O	M
	cc_outgoing_emergency_call_request	9.3.1.1	O	I
	cc_outgoing_external_handover_request	9.3.1.1	O	I
	cc_outgoing_selection_of_lower_layer_resources	9.3.1.3	O	M
	cc_outgoing_connection_of_U_plane	9.3.1.4	O	M
	cc_outgoing_overlap_sending	9.3.1.5	O	M
	cc_outgoing_call_proceeding	9.3.1.6	O	M
	cc_outgoing_call_confirmation	9.3.1.7	O	M
	cc_outgoing_call_connection	9.3.1.8	O	M
	cc_incoming_call_request	9.3.2.1	O	M
	cc_incoming_selection_of_lower_layer_resources	9.3.2.3	O	M
	cc_incoming_connection_of_U_plane	9.3.2.4	O	M
	cc_incoming_overlap_receiving	9.3.2.5	O	I
	cc_incoming_call_proceeding	9.3.2.6	O	O
	cc_incoming_call_confirmation	9.3.2.7	O	M
	cc_incoming_call_connection	9.3.2.8	O	M
	cc_sending_terminal_capability	9.3.1.1, 9.3.2.9	O	o
	cc_sending_keypad_info	9.3, 9.4, 9.5	O	O
	cc_call_information	9.4	O	i
	cc_normal_call_release	9.5.1	O	M
	cc_partial_release	9.5.1	O	I
	cc_abnormal_call_release	9.5.2	O	M
	cc_release_collisions	9.5.3	O	M
	cc_bandwidth_changes	9.6.2	O	C6
	cc_service_re-routing	9.6.3	O	C2
	cc_service_suspension_&_resumption	9.6.4	O	C7 OR C12
	cc_packet_mode_pt_init_access	9.7.2	O	C7
	cc_packet_mode_ft_init_access	9.7.3	O	C7
	cc_packet_mode_c_plane_suspend_&_resume	9.7.4.2	O	C7 OR C12
	cc_packet_mode_c_plane_suspend_&_resume	9.7.4.3	O	C7 OR C12
	cc_timer_f_cc_02_mgt	9.5.1, A.1	O	M
	cc_timer_f_cc_03_mgt	9.3.1.1, A.1	O	M
	cc_timer_f_cc_04_mgt	9.3.1.9, 9.3.2.10, A.1	O	I
	cc_timer_f_cc_01_mgt	9.3.1.5, A.1	O	M
	cc_internal_call_setup	9.3.1.1	O	o
	cc_service_call_setup	9.3.1.1	O	o
	cc_connection_reversal	9.6.2	O	C2
	cc_service_call_keypad	9.3.1.1	O	o
	cc_internal_call_keypad	9.3.1.1	O	o
	pt_alerting	9.3.2.7	O	M
	display	10.2, 9.3.2.9	O	o

Table B.7: ETS 300 476-4 table A.19 MM procedures supported

Item no.	Name of procedure	Reference	Protocol Status	Profile Support
1	mm_identification_of_pt	13.2.1	O	O
2	mm_temporary_identity_assignment	13.2.2	i	i
3	mm_authentication_of_pt	13.3.1	O	M
4	mm_authentication_of_user	13.3.2	O	O
5	mm_authentication_of_ft	13.3.3	O	O
6	mm_location_registration	13.4.1	O	M
7	mm_detach	13.4.2	O	o
8	mm_location_update	13.4.3	O	O
9	mm_obtain_access_rights	13.5.1	O	M
10	mm_pt_init_terminate_access_rights	13.5.2	O	l
11	mm_ft_init_terminate_access_rights	13.5.2	O	O
12	mm_key_allocation	13.6	O	O
13	mm_pt_init_parameter_retrieval	13.7	O	l
14	mm_ft_init_parameter_retrieval	13.7	O	M
15	mm_pt_init_cipher_switching	13.8	O	C4
16	mm_ft_init_cipher_switching	13.8	O	C9
	mm_zap_increment	13.3.1	o	o
	mm_dck_storing	13.3.1	o	o
	mm_dck_sending	13.3.1	o	i
	mm_service_class_mgt	13.3.1, 13.5.1	o	m
	mm_partial_release	14.2.7	o	m
	mm_timer_f_mm_ident1_mgt	13.2.2, 13.4.1, A.5	o	m
	mm_timer_f_mm_access_2_mgt	13.5.2, A.5	o	o
	mm_timer_f_mm_auth_1_mgt	13.3.1, 13.6, A.5	o	o
	mm_timer_f_mm_cipher_1_mgt	13.8, A.5	o	o
	mm_timer_f_mm_key_1_mgt	13.6, A.5	o	o
	mm_timer_f_mm_ident.2_mgt	13.2.1, A.5	o	m
	mm_timer_f_mm_auth_2_mgt	13.2.2, A.5	o	o

Table B.8: ETS 300 476-4 table A.20 SS protocols supported

Item no.	Name of procedure	Reference	Protocol Status	Profile Support
	crss_keypad_protocol	10.2	O	l
	crss_feature_key_mgt_protocol	10.3	O	C8
	crss_functional_protocol_smc	10.4.1	O	i
	ciss_keypad_protocol	10.2	O	l
	ciss_feature_key_mgt_protocol	10.3	O	l
	ciss_partial_release	14.2.7	O	l
	crss_functional_protocol_ciec	10.4.2	O	l
	ciss_functional_protocol_ciec	10.4.2	O	l

**Table B.9: ETS 300 476-4 table A.23 LCE procedures supported**

Procedures supported				
Item no.	Name of procedure	Reference	Protocol Status	Profile Support
1	lce_direct_pt_init_link_establishment	14.2.2	O	M
2	lce_indirect_ft_init_link_establishment	14.2.3	O	M
3	lce_direct_ft_init_link_establishment	14.2.4	O	C3
4	lce_link_maintenance	14.2.5	O	M
5	lce_link_suspend	14.2.6.1	O	I
6	lce_link_resume	14.2.6.2	O	I
7	lce_link_release	14.2.7	O	M
8	lce_link_partial_release	14.2.7	O	M
9	lce_cl_message_routing	14.3.1	O	I
10	lce_cl_broadcast_announce	14.3.2	O	I
11	lce_timer_lce_01_mgt	14.2.7, A.6	o	m
12	lce_timer_lce_02_mgt	14.2.7, A.6	o	m
13	lce_timer_lce_03_mgt	14.2.3, A.6	o	m
14	lce_timer_lce_04_mgt	14.2.6, A.6	o	i

**Table B.10: ETS 300 476-4 table A.24 LLME procedures supported**

Item no.	Name of procedure	Reference	Protocol Status	Profile Support
	mgt_prioritized_list_negotiation	15.2.2	O	O
	mgt_exchanged_attribute_negotiation	15.2.3	O	M
	mgt_operating_parameter_negotiation	15.2.4	O	M
	mgt_peer_attribute_negotiation	15.2.5	O	O
	mgt_service_modification	15.3	O	C2 OR C6 OR C7 OR C12
	mgt_mm_procedures_priority_mgt	15.5	O	M
	mgt_mm_cc_coexistence	15.5	O	M
	mgt_mm_coms_coexistence	15.5	O	I
	mgt_call_ciphering_mgt	15.6	o	C4 OR C9
	mgt_external_handover	15.7	O	I
	mgt_test_call_back	15.8.1	O	I
	mgt_test_hook_control	15.8.2	O	I
13	mgt_upper_tester	15.8.3	O	I

## B.2.2 Messages

The supplier of the implementation shall state whether or not the messages specified by EN 300 175-5 [5] are supported, in the tables below. The supplier shall indicate the status of support for sending and receiving each message.

### B.2.2.1 CC messages

**Table B.11: ETS 300 476-4 table A.25 CC receiving (P to F) messages supported**

Item	CC receiving (P to F) Message name	Reference	Status	Support
1	CC-SETUP	6.3.2.1	O	M
2	CC-INFORmation	6.3.2.2	O	M
3	CC-SETUP-ACKnowledge	6.3.2.3	Ccc17	I
4	CC-CALL-PROCeeding	6.3.2.4	Ccc18	I
5	CC-ALERTING	6.3.2.5	O	M
6	CC-CONNECT	6.3.2.6	O	M
7	CC-CONNECT-ACKnowledge	6.3.2.7	X	
8	CC-RELEASE	6.3.2.8	O	M
9	CC-RELEASE-COMplete	6.3.2.9	O	M

Item	CC receiving (P to F) Message name	Reference	Status	Support
10	CC-SERVICE-CHANGE	6.3.2.10	o	M
11	CC-SERVICE-ACCEPT	6.3.2.11	o	M
12	CC-SERVICE-REJECT	6.3.2.12	o	M
13	CC-NOTIFY	6.3.2.13	X	
14	IWU-INFOrmation	6.3.2.14	O	I

Table B.12: ETS 300 476-4 table A.26 CC sending (F to P) messages supported

Item	CC sending (F to P) Message name	Reference	Status	Support
1	CC-SETUP	6.3.2.1	O	M
2	CC-INFOrmation	6.3.2.2	O	C8
3	CC-SETUP-ACKnowledge	6.3.2.3	O	O
4	CC-CALL-PROCeeding	6.3.2.4	O	O
5	CC-ALERTING	6.3.2.5	O	O
6	CC-CONNECT	6.3.2.6	O	M
7	CC-CONNECT-ACKnowledge	6.3.2.7	O	M
8	CC-RELEASE	6.3.2.8	O	M
9	CC-RELEASE-COMplete	6.3.2.9	O	M
10	CC-SERVICE-CHANGE	6.3.2.10	o	M
11	CC-SERVICE-ACCEPT	6.3.2.11	o	M
12	CC-SERVICE-REJECT	6.3.2.12	o	M
13	CC-NOTIFY	6.3.2.13	O	M
14	IWU-INFOrmation	6.3.2.14	O	I

Table B.13: ETS 300 476-4 table A.27 CC-SETUP receiving (P to F) supported

Item no.	Name of information element	Reference	Receipt (P to F)			
			Status	Support	Value	
					Allowed	Supported
1	Protocol Discriminator (PD)	7.2	M		3	
2	Transaction Identifier (TI)	7.3	M		0 to 6, ext	
3	Message Type (MI)	7.4.1	M		5	
4	Portable identity	7.7.30	M			
5	Fixed identity	7.7.18	M			
6	Basic service	7.6.4	M			
6a	Repeat indicator "prioritized list"	7.6.3	O	O		
7	IWU attributes	7.7.21	O	M		
8	Repeat indicator "prioritized list"	7.6.3	O	O		
9	Call attributes	7.7.5	O	O		
10	Repeat indicator "prioritized list"	7.6.3	O	O		
11	Connection attributes	7.7.11	O	M		
12	Cipher info	7.7.10	O	I		
13	Connection identity	7.7.12	O	I		
14	Facility	7.7.15	O	I		
15	Progress Indicator	7.7.31	X			
16	Display	7.5.5	X			
17	Keypad	7.5.5	O	I		
18	Signal	7.6.8	X			
19	Feature Activate	7.7.16	O	C8		
20	Feature Indicate	7.7.17	X			
21	Network parameter	7.7.29	O	I		
22	Terminal capability	7.7.41	O	o		
23	End-to-end compatibility	7.7.14	O	I		
24	Rate parameters	7.7.33	O	I		
25	Transit delay	7.7.42	O	I		

Item no.	Name of information element	Reference	Receipt (P to F)			
26	Window size	7.7.43	O	M		
27	Calling party number	7.7.9	O	I		
28	Called party number	7.7.7	O	O		
29	Called party subaddress	7.7.8	O	I		
30	Sending complete	7.6.2	O	I		
31	IWU-to-IWU	7.7.23	O	I		
32	IWU-PACKET	7.7.22	O	I		

Table B.14: ETS 300 476-4 table A.28 CC-SETUP sending (F to P) supported

Item no.	Name of information element	Reference	Sending (F to P)			
			Status	Support	Value	
					Allowed	Supported
1	Protocol Discriminator (PD)	7.2	M		3	
2	Transaction Identifier (TI)	7.3	M		0 to 6, ext	
3	Message Type (MI)	7.4.1	M		5	
4	Portable identity	7.7.30	M			
5	Fixed identity	7.7.18	M			
6	Basic service	7.6.4	M			
6a	Repeat indicator	7.6.3	O	O		
7	IWU attributes	7.7.21	O	M		
8	Repeat indicator	7.6.3	O	O		
9	Call attributes	7.7.5	O	O		
10	Repeat indicator	7.6.3	O	I		
11	Connection attributes	7.7.11	O	M		
12	Cipher info	7.7.10	O	I		
13	Connection identity	7.7.12	O	I		
14	Facility	7.7.15	O	I		
15	Progress Indicator	7.7.31	O	I		
16	Display	7.5.5	O	I		
17	Keypad	7.5.5	X			
18	Signal	7.6.8	O			
19	Feature Activate	7.7.16	X			
20	Feature Indicate	7.7.17	O	C8		
21	Network parameter	7.7.29	X			
22	Terminal capability	7.7.41	X			
23	End-to-end compatibility	7.7.14	O	I		
24	Rate parameters	7.7.33	O	I		
25	Transit delay	7.7.42	O	I		
26	Window size	7.7.43	O	M		
27	Calling party number	7.7.9	O	I		
28	Called party number	7.7.7	O	I		
29	Called party subaddress	7.7.8	O	I		
30	Sending complete	7.6.2	O	I		
31	IWU-to-IWU	7.7.23	O	I		
32	IWU-PACKET	7.7.22	O	I		

Table B.15: ETS 300 476-4 table A.29 CC-INFO receiving (P to F) supported

Item no.	Name of information element	Reference	Receipt (P to F)			
			Status	Support	Value	
					Allowed	Supported
1	Protocol Discriminator (PD)	7.2	M		3	
2	Transaction Identifier (TI)	7.3	M		0 to 6, 8 to 14, ext	
3	Message Type (MI)	7.4.1	M		123	
4	Location area	7.7.25	O	I		
5	NWK assigned identity	7.7.28	O	I		
6	Facility	7.7.15	O	I		
7	Progress Indicator	7.7.31	X			
8	Display	7.5.5	X			
9	Keypad	7.5.5	O	M		
10	Signal	7.6.8	X			
11	Feature activate	7.7.16	O	C8		
12	Feature indicate	7.7.17	X			
13	Network parameter	7.7.29	O	I		
14	Called party number	7.7.7	O	I		
15	Called party subaddress	7.7.8	O	I		
16	Sending complete	7.6.2	O	I		
17	Test hook control	7.6.10	X			
18	IWU-to-IWU	7.7.23	O	I		
19	IWU-packet	7.7.22	O	I		

Table B.16: ETS 300 476-4 table A.30 CC-INFO sending (F to P) supported

Item no.	Name of information element	Reference	Sending (F to P)			
			Status	Support	Value	
					Allowed	Supported
1	Protocol Discriminator (PD)	7.2	M		3	
2	Transaction Identifier (TI)	7.3	M		0 to 6, 8 to 14, ext	
3	Message Type (MI)	7.4.1	M		123	
4	Location area	7.7.25	X			
5	NWK assigned identity	7.7.28	X			
6	Facility	7.7.15	O	I		
7	Progress Indicator	7.7.31	O	I		
8	Display	7.5.5	O	O		
9	Keypad	7.5.5	X			
10	Signal	7.6.8	O	O		
11	Feature activate	7.7.16	X			
12	Feature indicate	7.7.17	O	C8		
13	Network parameter	7.7.29	X			
14	Called party number	7.7.7	O	I		
15	Called party subaddress	7.7.8	O	I		
16	Sending complete	7.6.2	O	I		
17	Test hook control	7.6.10	O	I		
18	IWU-to-IWU	7.7.23	O	I		
19	IWU-packet	7.7.22	O	I		



Table B.17: ETS 300 476-4 table A.31: CC-SETUP-ACK sending (F to P) supported

Item no.	Name of information element	Reference	Sending (F to P)			
			Status	Support	Value	
					Allowed	Supported
1	Protocol Discriminator (PD)	7.2	M		3	
2	Transaction Identifier (TI)	7.3	M		8 to 14, ext	
3	Message Type (MI)	7.4.1	M		13	
4	Info type	7.7.20	O	I		
5	Portable identity	7.7.30	O	I		
6	Fixed identity	7.7.18	O	I		
7	Location area	7.7.25	O	I		
7a	IWU attributes	7.7.21	O	O		
8	Call attributes	7.7.5	O	I		
9	Connection attributes	7.7.11	O	O		
10	Connection identity	7.7.12	O	I		
11	Facility	7.7.15	O	I		
12	Progress indicator	7.7.31	O	O		
13	Display	7.5.5	O	I		
14	Signal	7.6.8	O	I		
15	Feature indicate	7.7.17	O	C8		
16	Transit delay	7.7.42	O	I		
17	Window size	7.7.43	O	M		
18	Delimiter request	7.6.2	O	I		
19	IWU-to-IWU	7.7.23	O	I		
20	IWU-packet	7.7.22	O	I		

Table B.18: ETS 300 476-4 table A.32 CC-CALL-PROC sending (F to P) supported

Item no.	Name of information element	Reference	Sending (F to P)			
			Status	Support	Value	
					Allowed	Supported
1	Protocol Discriminator (PD)	7.2	M		3	
2	Transaction Identifier (TI)	7.3	M		8 to 14, ext	
3	Message Type (MI)	7.4.1	M		2	
3a	IWU attributes	7.7.21	O	O		
4	Call attributes	7.7.5	O	O		
5	Connection attributes	7.7.11	O	O		
6	Connection identity	7.7.12	O	I		
7	Facility	7.7.15	O	I		
8	Progress indicator	7.7.31	O	O		
9	Display	7.5.5	O	I		
10	Signal	7.6.8	O	I		
11	Feature indicate	7.7.17	O	C8		
12	Transit delay	7.7.42	O	I		
13	Window size	7.7.43	O	I		
14	IWU-to-IWU	7.7.23	O	I		
15	IWU-PACKET	7.7.22	O	I		

Table B.19: ETS 300 476-4 table A.33 CC-ALERTING supported

Item no.	Name of information element	Reference	Receipt (P to F)			
			Status	Support	Value	
					Allowed	Supported
1	Protocol Discriminator (PD)	7.2	M		3	
2	Transaction Identifier (TI)	7.3	M		8 to 14, ext	
3	Message Type (MI)	7.4.1	M		1	
3a	IWU attributes	7.7.21	O	O		
4	Call attributes	7.7.5	O	X		
5	Connection attributes	7.7.11	O	O		
6	Connection identity	7.7.12	O	I		
7	Facility	7.7.15	X			
8	Progress Indicator	7.7.31	X			
9	Display	7.5.5	X			
10	Signal	7.6.8	X			
11	Feature indicate	7.7.17	X			
12	Terminal capability	7.7.41	O	I		
13	Transit delay	7.7.42	O	I		
14	Window size	7.7.43	O	I -> O		
15	IWU-to-IWU	7.7.23	O	I		
16	IWU-PACKET	7.7.22	O	I		

Table B.20: ETS 300 476-4 table A.34 CC-ALERTING sending (F to P) supported

Item no.	Name of information element	Reference	Sending (F to P)			
			Status	Support	Value	
					Allowed	Supported
1	Protocol Discriminator (PD)	7.2	M		3	
2	Transaction Identifier (TI)	7.3	M		8 to 14, ext	
3	Message Type (MI)	7.4.1	M		1	
3a	IWU attributes	7.7.21	O	O		
4	Call attributes	7.7.5	O	I		
5	Connection attributes	7.7.11	O	O		
6	Connection identity	7.7.12	O	I		
7	Facility	7.7.15	O	I		
8	Progress Indicator	7.7.31	O	O		
9	Display	7.5.5	O	I		
10	Signal	7.6.8	O	I		
11	Feature indicate	7.7.17	O	C8		
12	Terminal capability	7.7.41	X			
13	Transit delay	7.7.42	O	I		
14	Window size	7.7.43	O	I->O		
15	IWU-to-IWU	7.7.23	O	I		
16	IWU-PACKET	7.7.22	O	I		

Table B.21: ETS 300 476-4 table A.35 CC-CONNECT receiving (P to F) supported

Item no.	Name of information element	Reference	Receipt (P to F)			
			Status	Support	Value	
					Allowed	Supported
1	Protocol Discriminator (PD)	7.2	M		3	
2	Transaction Identifier (TI)	7.3	M		8 to 14, ext	
3	Message Type (MI)	7.4.1	M		7	
3a	IWU attributes	7.7.21	O	O		
4	Call attributes	7.7.5	O	I		
5	Connection attributes	7.7.11	O	O		
6	Connection identity	7.7.12	O	I		
7	Facility	7.7.15	O	I		
8	Progress indicator	7.7.31	X			
9	Display	7.5.5	X			
10	Signal	7.6.8	X			
11	Feature indicate	7.7.17	X			
12	Terminal capability	7.7.41	O	I		
13	Transit delay	7.7.42	O	I		
14	Window size	7.7.43	O	M		
15	IWU-to-IWU	7.7.23	O	I		
16	IWU-PACKET	7.7.22	O	I		

Table B.22: ETS 300 476-4 table A.36 CC-CONNECT sending (F to P) supported

Item no.	Name of information element	Reference	Sending (F to P)			
			Status	Support	Value	
					Allowed	Supported
1	Protocol Discriminator (PD)	7.2	M		3	
2	Transaction Identifier (TI)	7.3	M		8 to 14, ext	
3	Message Type (MI)	7.4.1	M		7	
3a	IWU attributes	7.7.21	O	O		
4	Call attributes	7.7.5	O	I		
5	Connection attributes	7.7.11	O	O		
6	Connection identity	7.7.12	O	I		
7	Facility	7.7.15	O	I		
8	Progress indicator	7.7.31	O	O		
9	Display	7.5.5	O	I		
10	Signal	7.6.8	O	I		
11	Feature indicate	7.7.17	O	C8		
12	Terminal capability	7.7.41	X			
13	Transit delay	7.7.42	O	I		
14	Window size	7.7.43	O	M		
15	IWU-to-IWU	7.7.23	O	I		
16	IWU-PACKET	7.7.22	O	I		

Table B.23: ETS 300 476-4 table A.37 CC-CONNECT-ACK sending (F to P) supported

Item no.	Name of information element	Reference	Sending (F to P)			
			Status	Support	Value	
					Allowed	Supported
1	Protocol Discriminator (PD)	7.2	M		3	
2	Transaction Identifier (TI)	7.3	M		0 to 6, ext	
3	Message Type (MI)	7.4.1	M		15	
4	Display	7.5.5	O	I		
5	Feature indicate	7.7.17	O	C8		
6	IWU-to-IWU	7.7.23	O	I		
7	IWU-PACKET	7.7.22	O	I		

Table B.24: ETS 300 476-4 table A.38 CC-RELEASE receiving (P to F) supported

Item no.	Name of information element	Reference	Receipt (P to F)			
			Status	Support	Value	
					Allowed	Supported
1	Protocol Discriminator (PD)	7.2	M		3	
2	Transaction Identifier (TI)	7.3	M		0 to 6, 8 to 14, ext	
3	Message Type (MI)	7.4.1	M		77	
4	Release reason	7.6.7	O	C13		
5	Facility	7.7.15	X			
6	Display	7.5.5	X			
7	Feature indicate	7.7.17	X			
8	IWU-to-IWU	7.7.23	O	I		
9	IWU-PACKET	7.7.22	O	I		

Table B.25: ETS 300 476-4 table A.39 CC-RELEASE sending (F to P) supported

Item no.	Name of information element	Reference	Sending (F to P)			
			Status	Support	Value	
					Allowed	Supported
1	Protocol Discriminator (PD)	7.2	M		3	
2	Transaction Identifier (TI)	7.3	M		0 to 6, 8 to 14, ext	
3	Message Type (MI)	7.4.1	M		77	
4	Release reason	7.6.7	O	C13		
5	Facility	7.7.15	O	I		
6	Display	7.5.5	O	I		
7	Feature indicate	7.7.17	O	C8		
8	IWU-to-IWU	7.7.23	O	I		
9	IWU-PACKET	7.7.22	O	I		

Table B.26: ETS 300 476-4 table A.40 CC-RELEASE-COM receiving (P to F) supported

Item no.	Name of information element	Reference	Receipt (P to F)			
			Status	Support	Value	
					Allowed	Supported
1	Protocol Discriminator (PD)	7.2	M		3	
2	Transaction Identifier (TI)	7.3	M		0 to 6, 8 to 14, ext	
3	Message Type (MI)	7.4.1	M		90	
4	Release reason	7.6.7	O	C13		
5	Identity type	7.7.19	X			
6	Location area	7.7.25	X			
7	IWU attributes	7.7.21	O	C11o		
8	Facility	7.7.15	X			
9	Display	7.5.5	X			
10	Feature indicate	7.7.17	X			
11	Network parameter	7.7.29	X			
12	IWU-to-IWU	7.7.23	O	I		
13	IWU-PACKET	7.7.22	O	I		

**Table B.27: ETS 300 476-4 table A.41 CC-RELEASE-COM sending (F to P) supported**

Item no.	Name of information element	Reference	Sending (F to P)			
			Status	Support	Value	
					Allowed	Supported
1	Protocol Discriminator (PD)	7.2	M		3	
2	Transaction Identifier (TI)	7.3	M		0 to 6, 8 to 14, ext	
3	Message Type (MI)	7.4.1	M		90	
4	Release reason	7.6.7	O	C13		
5	Identity type	7.7.19	O	I		
6	Location area	7.7.25	O	I		
7	IWU attributes	7.7.21	O	C11o		
8	Facility	7.7.15	O	I		
9	Display	7.5.5	O	I		
10	Feature indicate	7.7.17	O	C8		
11	Network parameter	7.7.29	O	I		
12	IWU-to-IWU	7.7.23	O	I		
13	IWU-PACKET	7.7.22	O	I		

**Table B.28: ETS 300 476-4 table A.42 CC-SERVICE-CHANGE receiving (P to F) supported**

Item no.	Name of information element	Reference	Receipt (P to F)			
			Status	Support	Value	
					Allowed	Supported
1	Protocol Discriminator (PD)	7.2	M		3	
2	Transaction Identifier (TI)	7.3	M		0 to 6, 8 to 14, ext	
3	Message Type (MI)	7.4.1	M		32	
3a	IWU attributes	7.7.21	O	C11m		
4	Portable identity	7.7.30	M			
5	Service change Info	7.7.38	M			
6	Repeat indicator	7.6.3	O	I		
7	Connection attributes	7.7.11	O	O		
8	Connection identity	7.7.12	O	I		

**Table B.29: ETS 300 476-4 table A.43 CC-SERVICE-CHANGE sending (F to P) supported**

Item no.	Name of information element	Reference	Sending (F to P)			
			Status	Support	Value	
					Allowed	Supported
1	Protocol Discriminator (PD)	7.2	M		3	
2	Transaction Identifier (TI)	7.3	M		0 to 6, 8 to 14, ext	
3	Message Type (MI)	7.4.1	M		32	
3a	IWU attributes	7.7.21	O	C11o		
4	Portable identity	7.7.30	M			
5	Service change Info	7.7.38	M			
6	Repeat indicator	7.6.3	O	I		
7	Connection attributes	7.7.11	O	O		
8	Connection identity	7.7.12	O	I		

**Table B.30: ETS 300 476-4 table A.44 CC-SERVICE-ACCEPT receiving (P to F) supported**

Item no.	Name of information element	Reference	Receipt (P to F)			
			Status	Support	Value	
					Allowed	Supported
1	Protocol Discriminator (PD)	7.2	M		3	
2	Transaction Identifier (TI)	7.3	M		0 to 6, 8 to 14, ext	
3	Message Type (MI)	7.4.1	M		33	
3a	IWU attributes	7.7.21	O	C11m		
4	Connection identity	7.7.12	O	I		

**Table B.31: ETS 300 476-4 table A.45 CC-SERVICE-ACCEPT sending (F to P) supported**

Item no.	Name of information element	Reference	Sending (F to P)			
			Status	Support	Value	
					Allowed	Supported
1	Protocol Discriminator (PD)	7.2	M		3	
2	Transaction Identifier (TI)	7.3	M		0 to 6, 8 to 14, ext	
3	Message Type (MI)	7.4.1	M		33	
3a	IWU attributes	7.7.21	O	C11o		
4	Connection identity	7.7.12	O	I		

**Table B.32: ETS 300 476-4 table A.46 CC-SERVICE-REJECT receiving (P to F) supported**

Item no.	Name of information element	Reference	Receipt (P to F)			
			Status	Support	Value	
					Allowed	Supported
1	Protocol Discriminator (PD)	7.2	M		3	
2	Transaction Identifier (TI)	7.3	M		0 to 6, 8 to 14, ext	
3	Message Type (MI)	7.4.1	M		35	
4	Release reason	7.6.7	M			
4a	IWU attributes	7.7.21	O	C11m		
5	Connection attributes	7.7.11	O			

**Table B.33: ETS 300 476-4 table A.47 CC-SERVICE-REJECT sending (F to P) supported**

Item no.	Name of information element	Reference	Sending (F to P)			
			Status	Support	Value	
					Allowed	Supported
1	Protocol Discriminator (PD)	7.2	M		3	
2	Transaction Identifier (TI)	7.3	M		0 to 6, 8 to 14, ext	
3	Message Type (MI)	7.4.1	M		35	
4	Release reason	7.6.7	O			
4a	IWU attributes	7.7.21	O	C11o		
5	Connection attributes	7.7.11	O			

Table B.34: ETS 300 476-4 table A.48 CC-NOTIFY sending (F to P) supported

Item no.	Name of information element	Reference	Sending (F to P)			
			Status	Support	Value	Supported
1	Protocol Discriminator (PD)	7.2	M		3	
2	Transaction Identifier (TI)	7.3	M		0 to 6, 8 to 14, ext	
3	Message Type (MI)	7.4.1	M		110	
4	Timer restart	7.6.9	O	M		

### B.2.2.2 Mobility management messages

Table B.35: ETS 300 476-4 table A.51 MM message receiving (P to F) supported

Supported Messages				
Item	MM message receiving (P to F) Information element name	Reference	Status	Support
1	ACCESS-RIGHTS-ACCEPT	6.3.6.1	x	
2	ACCESS-RIGHTS-REJECT	6.3.6.2	x	
3	ACCESS-RIGHTS-REQUEST	6.3.6.3	o	m
4	ACCESS-RIGHTS-TERMINATE-ACCEPT	6.3.6.4	o	o
5	ACCESS-RIGHTS-TERMINATE-REJECT	6.3.6.5	o	o
6	ACCESS-RIGHTS-TERMINATE-REQUEST	6.3.6.6	x	
7	AUTHENTICATION-REJECT	6.3.6.7	m	
8	AUTHENTICATION-REPLY	6.3.6.8	m	
9	AUTHENTICATION-REQUEST	6.3.6.9	o	o
10	CIPHER-REJECT	6.3.6.10	o	c9
11	CIPHER-REQUEST	6.3.6.11	x	
12	CIPHER-SUGGEST	6.3.6.12	o	c4
13	DETACH	6.3.6.13	o	o
14	IDENTITY-REPLY	6.3.6.14	o	
15	IDENTITY-REQUEST	6.3.6.15	x	
16	KEY-ALLOCATE	6.3.6.16	x	
17	LOCATE-ACCEPT	6.3.6.17	x	
18	LOCATE-REJECT	6.3.6.18	x	
19	LOCATE-REQUEST	6.3.6.19	o	m
20	MM-INFO-ACCEPT	6.3.6.20	x	
21	MM-INFO-REJECT	6.3.6.21	x	
22	MM-INFO-REQUEST	6.3.6.22	o	i
23	MM-INFO-SUGGEST	6.3.6.23	x	
24	TEMPORARY-IDENTITY-ASSIGN	6.3.6.24	x	
25	TEMPORARY-IDENTITY-ASSIGN-ACKnowledge	6.3.6.25	o	m
26	TEMPORARY-IDENTITY-ASSIGN-REJECT	6.3.6.26	o	m

Table B.36: ETS 300 476-4 table A.52 MM message sending (F to P) supported

Supported messages				
Item	MM message sending (F to P) Information element name	Reference	Status	Support
1	ACCESS-RIGHTS-ACCEPT	6.3.6.1	o	m
2	ACCESS-RIGHTS-REJECT	6.3.6.2	o	m
3	ACCESS-RIGHTS-REQUEST	6.3.6.3	x	
4	ACCESS-RIGHTS-TERMINATE-ACCEPT	6.3.6.4	x	
5	ACCESS-RIGHTS-TERMINATE-REJECT	6.3.6.5	x	
6	ACCESS-RIGHTS-TERMINATE-REQUEST	6.3.6.6	o	o
7	AUTHENTICATE-REJECT	6.3.6.7	o	o
8	AUTHENTICATE-REPLY	6.3.6.8	o	o
9	AUTHENTICATE-REQUEST	6.3.6.9	m	
10	CIPHER-REJECT	6.3.6.10	o	c4
11	CIPHER-REQUEST	6.3.6.11	o	c9
12	CIPHER-SUGGEST	6.3.6.12	x	
13	DETACH	6.3.6.13	x	
14	IDENTITY-REPLY	6.3.6.14	x	
15	IDENTITY-REQUEST	6.3.6.15	o	o
16	KEY-ALLOCATE	6.3.6.16	o	o
17	LOCATE-ACCEPT	6.3.6.17	o	m
18	LOCATE-REJECT	6.3.6.18	o	m
19	LOCATE-REQUEST	6.3.6.19	x	
20	MM-INFO-ACCEPT	6.3.6.20	o	i
21	MM-INFO-REJECT	6.3.6.21	o	i
22	MM-INFO-REQUEST	6.3.6.22	x	
23	MM-INFO-SUGGEST	6.3.6.23	o	o
24	TEMPORARY-IDENTITY-ASSIGN	6.3.6.24	o	m
25	TEMPORARY-IDENTITY-ASSIGN-ACKnowledge	6.3.6.25	x	
26	TEMPORARY-IDENTITY-ASSIGN-REJECT	6.3.6.26	x	

Table B.37: ETS 300 476-4 table ACCESS-RIGHTS-ACCEPT sending (F to P) supported

Item	ACCESS-RIGHTS-ACCEPT sending (F to P) Information element name	Reference	Status	Support
1	Message header	7.2, 7.3, 7.4.1	m	m
2	Portable identity	7.7.30	m	m
3	Repeat indicator "non-prioritized"	7.6.3	o	i
4	Fixed identity (PARK) 1	7.7.18	m	m
9	Location area	7.7.25	o	i
10	Auth-type	7.7.4	o	i
11	Cipher-info	7.7.10	o	i
12	ZAP field	7.7.44	o	o
13	Service class	7.7.39	o	M
14	IWU-to-IWU	7.7.23	o	i

Table B.38: ETS 300 476-4 table A.54 ACCESS-RIGHTS-REJECT sending (F to P) supported

	ACCESS-RIGHTS-REJECT sending (F to P) Information element name	Reference	Status	Support
1	Message header	7.2, 7.3, 7.4.1	m	m
2	Reject reason	7.7.34	o	i
3	Duration	7.7.13	o	i



**Table B.39: ETS 300 476-4 table A.55 ACCESS-RIGHTS-REQUEST receiving (P to F) supported**

Item	ACCESS-RIGHTS-REQUEST receiving (P to F) Information element name	Reference	Status	Support
1	Message header	7.2, 7.3, 7.4.1	m	m
2	Portable identity	7.7.30	m	m
3	Auth-type	7.7.4	m	m
4	Cipher-info	7.7.10	o	i
5	Terminal Capability	7.7.41	o	m
6	IWU-to-IWU	7.7.23	o	i

**Table B.40: ETS 300 476-4 table A.56 ACCESS-RIGHTS-TERMINATE-ACCEPT receiving (P to F) supported**

Item	ACCESS-RIGHTS-TERMINATE-ACCEPT receiving (P to F) - Information element name	Reference	Status	Support
1	Message header	7.2, 7.3, 7.4.1	m	

**Table B.41: ETS 300 476-4 table A.57 ACCESS-RIGHTS-TERMINATE-ACCEPT sending (F to P) supported**

Item	ACCESS-RIGHTS-TERMINATE-ACCEPT sending (F to P) - Information element name	Reference	Status	Support
1	Message header	7.2, 7.3, 7.4.1	m	

**Table B.42: ETS 300 476-4 table A.58 ACCESS-RIGHTS-TERMINATE-REJECT receiving (P to F) supported**

Item	ACCESS-RIGHTS-TERMINATE-REJECT receiving (P to F) - Information element name	Reference	Status	Support
1	Message header	7.2, 7.3, 7.4.1	m	
2	Reject reason	7.7.34	o	
3	Duration	7.7.13	n/a	

**Table B.43: ETS 300 476-4 table A.59 ACCESS-RIGHTS-TERMINATE-REJECT sending (F to P) supported**

Item	ACCESS-RIGHTS-TERMINATE-REJECT sending (F to P) - Information element name	Reference	Status	Support
1	Message header	7.2, 7.3, 7.4.1	m	
2	Reject reason	7.7.34	o	
3	Duration	7.7.13	o	

**Table B.44: ETS 300 476-4 table A.61 ACCESS-RIGHTS-TERMINATE-REQUEST sending (F to P) supported**

Item	ACCESS-RIGHTS-TERMINATE-REQUEST sending (F to P) - Information element name	Reference	Status	Support
1	Message header	7.2, 7.3, 7.4.1	m	m
2	Portable identity	7.7.30	m	m
3	Repeat indicator "non-prioritized"	7.6.3	o	i
4	Fixed identity (PARK) 1	7.7.18	o	m
5	Fixed identity (PARK) 2	7.7.18	o	i
6	Fixed identity (PARK) 3	7.7.18	o	i
7	IWU-to-IWU	7.7.23	o	ii

**Table B.45: ETS 300 476-4 table A.62 AUTHENTICATE-REJECT receiving (P to F) supported**

Item	AUTHENTICATE-REJECT receiving (P to F) Information element name	Reference	Status	Support
1	Message header	7.2, 7.3, 7.4.1	m	m
2	Repeat indicator "prioritized"	7.6.3	o	i
3	Auth-type 1	7.7.4	o	i
4	Auth-type 2	7.7.4	o	i
5	Auth-type 3	7.7.4	o	i
6	Reject reason	7.7.34	o	i

**Table B.46: ETS 300 476-4 table A.63 AUTHENTICATE-REJECT sending (F to P) supported**

Item	AUTHENTICATE-REJECT sending (F to P) Information element name	Reference	Status	Support
1	Message header	7.2, 7.3, 7.4.1	m	m
2	Repeat indicator "prioritized"	7.6.3	o	x
3	Auth-type 1	7.7.4	o	i
4	Auth-type 2	7.7.4	o	i
5	Auth-type 3	7.7.4	o	i
6	Reject reason	7.7.34	o	i

**Table B.47: ETS 300 476-4 table A.64: AUTHENTICATE-REPLY receiving (P to F) supported**

Item	AUTHENTICATE-REPLY receiving (P to F) Information element name	Reference	Status	Support
1	Message header	7.2, 7.3, 7.4.1	m	
2	RES	7.7.35	m	
3	RS	7.7.36	n/a	
4	ZAP field	7.7.44	o	(feature N.16)
5	Service class	7.7.39	o	(feature N.14)
6	Key	7.7.24	o	i
7	IWU-to-IWU	7.7.23	o	i

**Table B.48: ETS 300 476-4 table A.65 AUTHENTICATE-REPLY sending (F to P) supported**

Item	AUTHENTICATE-REPLY sending (F to P) Information element name	Reference	Status	Support
1	Message header	7.2, 7.3, 7.4.1	m	
2	RES	7.7.35	m	
3	RS	7.7.36	o	m
4	ZAP field	7.7.44	x	
5	Service class	7.7.39	x	
6	Key	7.7.24	x	
7	IWU-to-IWU	7.7.23	o	i

**Table B.49: ETS 300 476-4 table A.66 AUTHENTICATE-REQUEST receiving (P to F) supported**

Item	AUTHENTICATE-REQUEST receiving (P to F) Information element name	Reference	Status	Support
1	Message header	7.2, 7.3, 7.4.1	m	
2	Auth-type	7.7.4	m	
3	RAND	7.7.32	m	
4	RES	7.7.35	o	i
5	RS	7.7.36	n/a	
6	Cipher info	7.7.10	o	i
7	IWU-to-IWU	7.7.23	o	i

**Table B.50: ETS 300 476-4 table A.67 AUTHENTICATE-REQUEST sending (F to P) supported**

Item	AUTHENTICATE-REQUEST sending (F to P) Information element name	Reference	Status	Support
1	Message header	7.2, 7.3, 7.4.1	m	
2	Auth-type	7.7.4	m	
3	RAND	7.7.32	m	
4	RES	7.7.35	x	
5	RS	7.7.36	o	m
6	Cipher info	7.7.10	o	i
7	IWU-to-IWU	7.7.23	o	i

**Table B.51: ETS 300 476-4 table A.68 CIPHER-REJECT receiving (P to F) supported**

Item	CIPHER-REJECT receiving (P to F) Information element name	Reference	Status	Support
1	Message header	7.2, 7.3, 7.4.1	m	
2	Repeat indicator "prioritized"	7.6.3	o	i
3	Cipher info 1	7.7.10	o	i
4	Cipher info 2	7.7.10	o	i
5	Cipher info 3	7.7.10	o	i
6	Reject reason	7.7.34	o	i

**Table B.52: ETS 300 476-4 table A.69 CIPHER-REJECT sending (F to P) supported**

Item	CIPHER-REJECT sending (F to P) Information element name	Reference	Status	Support
1	Message header	7.2, 7.3, 7.4.1	m	
2	Repeat indicator "prioritized"	7.6.3	o	i
3	Cipher info 1	7.7.10	o	i
4	Cipher info 2	7.7.10	o	i
5	Cipher info 3	7.7.10	o	i
6	Reject reason	7.7.34	o	i

**Table B.53: ETS 300 476-4 table A.70 CIPHER-REQUEST sending (F to P) supported**

Item	CIPHER-REQUEST sending (F to P) Information element name	Reference	Status	Support
1	Message header	7.2, 7.3, 7.4.1	m	
2	Cipher info	7.7.10	m	
3	Call identity	7.7.6	o	l
4	Connection identity	7.7.12	o	l
5	IWU-to-IWU	7.7.23	o	l

**Table B.54: ETS 300 476-4 table A.71 CIPHER-SUGGEST receiving (P to F) supported**

Item	CIPHER-SUGGEST receiving (P to F) Information element name	Reference	Status	Support
1	Message header	7.2, 7.3, 7.4.1	m	
2	Cipher info	7.7.10	m	
3	Call identity	7.7.6	o	i
4	Connection identity	7.7.12	o	i
5	IWU-to-IWU	7.7.23	o	i

**Table B.55: ETS 300 476-4 table A.72 DETACH receiving (P to F) supported**

Item	DETACH receiving (P to F) Information element name	Reference	Status	Support
1	Message header	7.2, 7.3, 7.4.1	m	
2	Portable identity	7.7.30	m	
3	NWK assigned identity	7.7.28	o	i
4	IWU-to-IWU	7.7.23	o	i

**Table B.56: ETS 300 476-4 table A.73 IDENTITY-REPLY receiving (P to F) supported**

Item	IDENTITY-REPLY receiving (P to F) Information element name	Reference	Status	Support
1	Message header	7.2, 7.3, 7.4.1	m	
2	Repeat Indicator "non-prioritized"	7.6.3	o	i
3	Portable identity 1	7.7.30	o	m
4	Portable identity 2	7.7.30	o	i
5	Portable identity 3	7.7.30	o	i
6	Repeat Indicator "non-prioritized"	7.6.3	o	i
7	Fixed identity 1	7.7.18	o	m
8	Fixed identity 2	7.7.18	o	l
9	Fixed identity 3	7.7.18	o	l
10	Repeat Indicator "non-prioritized"	7.6.3	o	l
11	NWK assigned identity 1	7.7.28	o	l
12	NWK assigned identity 2	7.7.28	o	l
13	NWK assigned identity 3	7.7.28	o	l
14	IWU-to-IWU	7.7.23	o	l

**Table B.57: ETS 300 476-4 table A.74 IDENTITY-REQUEST sending (F to P) supported**

Item	IDENTITY-REQUEST sending (F to P) Information element name	Reference	Status	Support
1	Message header	7.2, 7.3, 7.4.1	m	
2	Repeat indicator	7.6.3	o	i
3	Identity type 1	7.7.19	m	
4	Identity type 2	7.7.19	o	i
5	Identity type 3	7.7.19	o	i
6	IWU-to-IWU	7.7.23	o	i

**Table B.58: ETS 300 476-4 table A.75 KEY-ALLOCATE sending (F to P) supported**

Item	KEY-ALLOCATE sending (F to P) Information element name	Reference	Status	Support
1	Message header	7.2, 7.3, 7.4.1	m	
2	Allocation type	7.7.2	m	
3	RAND	7.7.32	m	
4	RS	7.7.36	m	

**Table B.59: ETS 300 476-4 table A.76 LOCATE-ACCEPT sending (F to P) supported**

Item	LOCATE-ACCEPT sending (F to P) Information element name	Reference	Status	Support
1	Message header	7.2, 7.3, 7.4.1	m	
2	Portable identity	7.7.30	m	
3	Location area	7.7.25	m	
4	NWK assigned identity	7.7.28	o	i
5	Duration	7.7.13	o	i
6	IWU-to-IWU	7.7.23	o	i

**Table B.60: ETS 300 476-4 table A.77 LOCATE-REJECT sending (F to P) supported**

Item	LOCATE-REJECT sending (F to P) Information element name	Reference	Status	Support
1	Message header	7.2, 7.3, 7.4.1	m	
2	Reject reason	7.7.34	o	l
3	Duration	7.7.13	o	l

**Table B.61: ETS 300 476-4 table A.78 LOCATE-REQUEST receiving (P to F) supported**

Item	LOCATE-REQUEST receiving (P to F) Information element name	Reference	Status	Support
1	Message header	7.2, 7.3, 7.4.1	m	
2	Portable identity	7.7.30	m	
3	Fixed identity	7.7.18	m	
4	Location area	7.7.25	m	
5	NWK assigned identity	7.7.28	o	i
6	Cipher info	7.7.10	o	i
7	Setup capability	7.7.40	o	i
8	Terminal capability	7.7.41	o	M
9	IWU-to-IWU	7.7.23	o	i

**Table B.62: ETS 300 476-4 table A.82 MM-INFO-SUGGEST sending (F to P) supported**

Item	MM-INFO-SUGGEST sending (F to P) Information element name	Reference	Status	Support
1	Message header	7.2, 7.3, 7.4.1	m	
2	Info type	7.7.20	m	
3	Fixed identity	7.7.18	o	i
4	Location area	7.7.25	o	i
5	NWK assigned identity	7.7.28	o	i
6	Network parameter	7.7.29	o	i
7	IWU-to-IWU	7.7.23	o	i

**Table B.63: ETS 300 476-4 table A.83 TEMPORARY-IDENTITY-ASSIGN sending (F to P) supported**

Item	TEMPORARY-IDENTITY-ASSIGN sending (F to P) Information element name	Reference	Status	Support
1	Message header	7.2, 7.3, 7.4.1	m	
2	Portable identity	7.7.30	o	?
3	NWK assigned identity	7.7.28	o	?
4	Duration	7.7.13	o	?
5	IWU-to-IWU	7.7.23	o	?

**Table B.64: ETS 300 476-4 table A.84 TEMPORARY-IDENTITY-ASSIGN-ACK receiving (P to F) supported**

Item	TEMPORARY-IDENTITY-ASSIGN-ACK receiving (P to F) Information element name	Reference	Status	Support
1	Message header	7.2, 7.3, 7.4.1	m	

**Table B.65: ETS 300 476-4 table A.85 TEMPORARY-IDENTITY-ASSIGN-REJECT receiving (P to F) supported**

Item	TEMPORARY-IDENTITY-ASSIGN-REJECT receiving (P to F) Information element name	Reference	Status	Support
1	Message header	7.2, 7.3, 7.4.1	m	
2	Reject reason	7.7.34	o	i

### B.2.2.3 Link control entity messages

**Table B.66: ETS 300 476-4 table A.126 LCE message receiving (P to F) supported**

Item	LCE message receiving (P to F) Information element name	Reference	Status	Support
1	LCE-PAGE-RESPONSE	6.3.7.1	o	m
2	LCE-PAGE-REJECT	6.3.7.2	n/a	
3	LCE-REQUEST-PAGE short	6.4.2	n/a	
4	LCE-REQUEST-PAGE long	6.4.2	n/a	

**Table B.67: ETS 300 476-4 table A.127 LCE message sending (F to P) supported**

Item	LCE message sending (F to P) Information element name	Reference	Status	Support
1	LCE-PAGE-RESPONSE	6.3.7.1	x	
2	LCE-PAGE-REJECT	6.3.7.2	o	m
3	LCE-REQUEST-PAGE short	6.4.2	o	Cx
4	LCE-REQUEST-PAGE long	6.4.2	o	Cx

NOTE: Cx: support of one format is M

**Table B.68: ETS 300 476-4 table A.128 LCE-PAGE-RESPONSE receiving (P to F) supported**

Item	LCE-PAGE-RESPONSE receiving (P to F) Information element name	Reference	Status	Support
1	Message header	7.2, 7.3, 7.4.1	m	
2	Portable identity	7.7.30	m	
3	Fixed identity	7.7.18	o	m
4	NWK assigned identity	7.7.28	o	l
5	Cipher info	7.7.10	o	l

**Table B.69: ETS 300 476-4 table A.130 LCE-PAGE-REJECT sending (F to P) supported**

Item	LCE-PAGE-REJECT sending (F to P) Information element name	Reference	Status	Support
1	Message header	7.2, 7.3, 7.4.1	m	
3	Portable identity	7.7.30	m	
4	Fixed identity	7.7.18	o	i
5	Reject reason	7.7.34	o	i

**Table B.70: ETS 300 476-4 table A.130 LCE-REQUEST-PAGE short sending (F to P) supported**

Item	LCE-REQUEST-PAGE short sending (F to P) Information element name	Reference	Status	Support
1	LCE header	8.2.1	m	
2	Short format message	8.2	m	

**Table B.71: ETS 300 476-4 table A.131 LCE-REQUEST-PAGE long sending (F to P) supported**

Item	LCE-REQUEST-PAGE long sending (F to P) Information element name	Reference	Status	Support
1	LCE header	8.2.1	m	
2	Long format message	8.2	m	

## B.2.3 Information elements

The supplier of the implementation shall state whether or not each information element for each message specified by EN 300 175-5 [5] are supported. The supplier shall indicate the type, value(s) and range(s), of each information element. The supplier shall indicate the status of support for sending and receiving each information element in each message.

**Table B.72: Information element support**

Supported information elements						
Item no.	Name	Reference	Sending (F to P)		Receipt (P to F)	
			Status	Support	Status	Support
0	Codeset shift	7.5.3 to 4	O	I	O	I
1	Sending complete	7.6.2	O	I	O	I
2	Delimiter request	7.6.2	O	?	X	
3	Repeat indicator (non prioritized)	7.6.3	O	?	O	?
4	Repeat indicator (prioritized)	7.6.3	O	O	O	O
5	Basic service	7.6.4	O	M	O	M
6	Single-display	7.6.5	O	I	X	
7	Single-keypad	7.6.6	X		O	?
8	Release-reason	7.6.7	O	M	O	M
9	Signal	7.6.8	O	M	X	
10	Timer restart	7.6.9	M		X	
11	Test Hook Control	7.6.10	O	I	X	
12	Allocation type	7.7.2	M		X	
13	Alphanumeric	7.7.3	O	I	O	I
14	Auth-type	7.7.4	M		M	
15	Call attributes	7.7.5	O	?	O	?
16	Call identity	7.7.6	O	I	O	I
17	Called party number	7.7.7	O	I	O	C7o
18	Called party subaddress	7.7.8	O	I	O	I
19	Calling party number	7.7.9	O	I	O	I
20	Cipher info	7.7.10	O	C4 OR C9	O	C4 OR C9
21	Connection attributes	7.7.11	O	M	O	M
22	Connection identity	7.7.12	O	M	O	M
23	Duration	7.7.13	O	I	X	
24	End-to-end compatibility	7.7.14	O	I	O	I
25	Facility	7.7.15	O	I	O	I
26	Feature activate	7.7.16	X		O	C8
27	Feature indicate	7.7.17	O	C8	X	
28	Fixed identity	7.7.18	M		M	
29	Identity type	7.7.19	M		X	
30	Info type	7.7.20	O	O	O	O
31	IWU attributes	7.7.21	O	M	O	M
32	IWU PACKET	7.7.22	O	I	O	I
33	IWU to IWU	7.7.23	O	I	O	I
34	Key	7.7.24	X		O	C4
35	Location area	7.7.25	O	M	O	I
36	Multi-display	7.7.26	O	I	X	
37	Multi-keypad	7.7.27	X		O	M
38	Network assigned identity	7.7.28	O	I	O	I

Supported information elements						
Item no.	Name	Reference	Sending (F to P)		Receipt (P to F)	
			Status	Support	Status	Support
39	Network parameter	7.7.29	O	I	O	I
40	Portable identity	7.7.30	M		M	
41	Progress indicator	7.7.31	O	I	X	
42	Rand	7.7.32	M		M	
43	Rate Parameters	7.7.33	O	I	O	I
44	Reject reason	7.7.34	O	I	O	I
45	RES	7.7.35	M		M	
46	RS	7.7.36	M		X	
47	Segmented info	7.7.37	O	I	O	I
48	Service change info	7.7.38	O	M	O	M
49	Service class	7.7.39	O	I	O	I
50	Setup capability	7.7.40	X		O	I
51	Terminal capability	7.7.41	X		O	M
52	Transit delay	7.7.42	O	I	O	I
53	Window size	7.7.43	O	M	O	M
54	ZAP field	7.7.44	O	M	O	M

### B.2.3.1 Fixed length information element support

**Table B.73: ETS 300 476-4 table A.134 Repeat indicator (non prioritized list) supported**

It.	Repeat indicator (non prioritized) Name of field	Ref.	Status	Sp.	Value allowed	Value sp.
1	Repeat indicator "non-prioritized"	7.6.3	m		"11010001"B	

**Table B.74: ETS 300 476-4 table A.135 Repeat indicator (prioritized list) supported**

It.	Repeat indicator (prioritized) Name of field	Ref.	Status	Sp.	Value allowed	Value sp.
1	Repeat indicator "prioritized"	7.6.3	m		"11010010"B	

**Table B.75: ETS 300 476-4 table A.1 Type of service class in basic service supported**

Item	Type of service class in basic service supported	Reference	Status	Support
1	Basic service "Normal call set-up"	7.6.4	m	
2	Basic service "Internal call set-up"	7.6.4	i	
3	Basic service "Emergency call set-up"	7.6.4	i	
4	Basic service "Service call set-up"	7.6.4	i	
5	Basic service "External handover call set-up"	7.6.4	i	

**Table B.76: ETS 300 476-4 table A.2: Basic service - Normal call set-up supported**

It.	Basic service - Normal call set-up Name of field	Ref.	Status	Sp.	Value allowed	Value sp.
1	ID of basic service	7.6.1	m		"11100000"B	
2	Call class	7.6.4	m		"1000"B	
3	Basic service	7.6.4	m		"0000"B, "1111"B	



**Table B.77: ETS 300 476-4 table A.144 Release-reason supported**

It.	Release-reason Name of field	Ref.	Status	Sp.	Value allowed	Value sp.
1	ID for release-reason	7.6.1	m		"11100010"B	
2	Release reason code	7.6.7	m		00 to 09, 0D to 0F, 10 to 15, 21 to 23, 31 to 34 (Hex)	0x-3x

**Table B.78: ETS 300 476-4 table A. Signal supported**

It.	Signal Name of field	Ref.	Status	Sp.	Value allowed	Value sp.
1	ID for signal	7.6.1	m		"11100100"B	
2	Signal value	7.6.8	m		"01000000"B, "01000111"B, "01001000"B, "01001111"B	

**Table B.79: ETS 300 476-4 table A.: Timer restart supported**

It.	Timer restart Name of field	Ref.	Status	Sp.	Value allowed	Value sp.
1	ID for timer restart	7.6.1	m		"11100101"B	
2	Restart value	7.6.9	m		"00000000"B	

### B.2.3.2 Variable length information element support

**Table B.80: ETS 300 476-4 table A.206: Allocation type supported**

It.	Allocation type Name of field	Ref.	Status	Sp.	Value allowed	Value sp.
1	ID of allocation type	7.7.1	m		"00001011"B	
2	Length of Contents (L)	7.7.2	m		2	
3	Authentication algorithm identifier	7.7.2	m		"00000001"B	
4	User Authentication Key (UAK) number	7.7.2	m		"0000"B . "1111"B	
5	Authentication Code (AC) number	7.7.2	m		"0000"B . "1111"B	

Table B.81: ETS 300 476-4 table A.208: Auth-type supported

It.	Auth-type Name of field	Ref.	Status	Sp.	Value allowed	Value sp.
1	ID of Auth-type	7.7.1	m		"00001010"B	
2	Length of Contents (L)	7.7.4	m		3-4	
3	Authentication algorithm identifier	7.7.4	m		"00000001"B, "01000000"B, "01111111"B	
4	Proprietary algorithm identifier	7.7.4	i			
5	Authentication key type	7.7.4	m		"0001"B, "0011"B, "0100"B	
6	Authentication key number	7.7.4	m		"0000"B "1111"B	
7	INCRement bit	7.7.4	m		0,1	
8	Oct5_spare	7.7.4	m		0	
9	TXC bit	7.7.4	m		0,1	
10	UPC bit	7.7.4	m		0,1	
11	Cipher key number	7.7.4	m		"0000"B "1111"B	

Table B.82: ETS 300 476-4 table A.209 Call attributes supported

Field no.	Name of fields	Reference	Protocol status	Profile status	Values	
					Protocol allowed	Profile allowed
	ID of call attributes	7.7.1	m		"00010011"B	
	Length of Contents (L)	7.7.5	m		0,4,6	
	Oct3_ext_bit	7.7.5	m		"1"B	
	Coding standard	7.7.5	m		"00"B	
	Network layer attributes	7.7.5	m		"00000"B,"00001" B	
	Oct4_ext_bit	7.7.5	m		"1"B	
	C-plane class	7.7.5	m		"000"B, "010"B, "100"B, "101"B	
	C-plane routing	7.7.5	m		"0000"B, "0001"B, "0010"B, "0100"B, "1100"B	
	Oct5_ext_bit	7.7.5	m		0,1	
	U-plane symmetry	7.7.5	m		"00"B, "10"B	
	LU identification (P => F direction)	7.7.5	m		"00001"B "00111"B, "10000"B	
	Oct5a_ext_bit	7.7.5	c20902		"1"B	
	Oct5a_spare	7.7.5	c20902		"00"B	
	LU identification (F => P direction)	7.7.5	c20902		"00001"B "00111"B, "10000"B	
	Oct6_ext_bit	7.7.5	m		0,1	
	U-plane class (P => F direction)	7.7.5	m		"000"B . "010"B, "100"B . "111"B	
	U-plane frame type (P => F direction)	7.7.5	m		"0001"B ."0110"B	
	Oct6a_ext_bit	7.7.5	c20902		"1"B	
	U-plane class (F => P direction)	7.7.5	c20902		"000"B . "010"B, "100"B . "111"B	
	U-plane frame type (F => P direction)	7.7.5	c20902		"0001"B ."0110"B	

**Table B.83: ETS 300 476-4 table A. 211 Called party number supported**

It.	Called party number Name of field	Ref.	Status	Sp.	Value allowed	Value sp.
1	ID of called party number	7.7.1	m		"01110000"B	
2	Length of Contents (L)	7.7.7	m		2 to 255	
3	Oct3_ext_bit	7.7.7	m		1	
4	Number type	7.7.7	m		to 4, 6	
5	Numbering plan identification	7.7.7	m		0, 1, 3, 8, 9	
6	Called party address (group of octets)	7.7.7, annex D	m		00, 02, 03, 05 to 0F, 11 to 14, 16, 19 to 1B, 20 to 7F (HEX)	

**Table B.84: ETS 300 476-4 table A.214 Cipher info supported**

It.	Cipher info Name of field	Ref.	Status	Sp.	Value allowed	Value sp.
1	ID of cipher info	7.7.1	m		"000011001"B	
2	Length of Contents (L)	7.7.10	m		2 to 3	
3	Y/N	7.7.10	m		0 to 1	
4	Cipher algorithm identifier	7.7.10	m		"0000001"B	
5	Proprietary algorithm identifier	7.7.10	o	i	"00000000"B . "111111111"B	
6	Cipher key type	7.7.10	m		"1001"B, "1010"B	
7	Cipher key number	7.7.10	m		"0000"B . "1111"B	

**Table B.85: ETS 300 476-4 table A.215 Type connection attributes supported**

Item	Type of connection attributes supported	Reference	Status	Support
1	Connection attributes (symmetric)		m	
2	Connection attributes (asymmetric)		C2	

Table B.86: ETS 300 476-4 table A.216 Connection attributes (symmetric) supported

It.	Connection attributes (symmetric) Name of field	Ref.	Status	Sp.	Value allowed	Value sp.
1	ID of connection attributes	7.7.1	m		"00010111"B	
2	Length of Contents (L)	7.7.11	m		4 to 9	
3	Oct3_ext_bit	7.7.11	m		"1"B	
4	Symmetry	7.7.11	m		"001"B	
5	Connection identity	7.7.11	m		"0000"B, "1000"B . "1111"B	
6	Oct4_ext_bit	7.7.11	m		"0"B, "1"B	
7	Oct4_bearer_def_coding	7.7.11	m		"00"B	
8	Target bearers (P => F direction)	7.7.11	m		"00000"B, "00001"B . "11111"B	
9	Oct4a_ext_bit	7.7.11	o		"1"B	
10	Oct4a_bearer_def_coding	7.7.11	o		"01"B	
11	Minimum bearers (both directions)	7.7.11	o		"00000"B, "00001"B . "11111"B	
12	Oct5_ext_bit	7.7.11	m		"1"B	
13	MAC slot size	7.7.11	m		""100"B	
14	MAC service (both directions)	7.7.11	m		""0011"B	
15	Oct6_ext_bit	7.7.11	m		"1"B	
16	CF channel attributes (both directions)	7.7.11	m		"010"B	
17	MAC packet life time (both directions)	7.7.11	m		""1000"B . "1111"B	

**Table B.87: ETS 300 476-4 table A.217 Connection attributes (asymmetric) supported**

It.	Connection attributes (asymmetric) Name of field	Ref.	Status	Sp.	Value allowed	Value sp.
1	ID of connection attributes	7.7.1	m		"00010111"B	
2	Length of Contents (L)	7.7.11	m		4 to 9	
3	Oct3_ext_bit	7.7.11	m		"1"B	
4	Symmetry	7.7.11	m		"100"B . "111"B	
5	Connection identity	7.7.11	m		"0000"B, "1000"B . "1111"B	
6	Oct4_ext_bit	7.7.11	m		"0"B	
7	Oct4_bearer_def_coding	7.7.11	m		"00"B	
8	Target bearers (P => F direction)	7.7.11	m		"00000"B, "00001"B . "11111"B	
9	Oct4a_ext_bit	7.7.11	o		"0"B	
10	Oct4a_bearer_def_coding	7.7.11	o		"01"B	
11	Minimum bearers (P => F direction)	7.7.11	o		"00000"B, "00001"B . "11111"B	
12	Oct4b_ext_bit	7.7.11	m		"0"B, "1"B	
13	Oct4b_bearer_def_coding	7.7.11	m		"10"B	
14	Target bearers (F => P direction)	7.7.11	m		"00000"B, "00001"B . "11111"B	
15	Oct4c_ext_bit	7.7.11	o		"1"B	
16	Oct4c_bearer_def_coding	7.7.11	o		"01"B	
17	Minimum bearers (F => P direction)	7.7.11	o		"00000"B, "00001"B . "11111"B	
18	Oct5_ext_bit	7.7.11	m		"0"B	
19	MAC slot size	7.7.11	m		"100"B	
20	MAC service (P => F direction)	7.7.11	m		"0011"B	
21	Oct5a_ext_bit	7.7.11	m		"1"B	
22	Oct5a_spare	7.7.11	m		"000"B	
23	MAC service (F => P direction)	7.7.11	m		"0011"B	
24	Oct6_ext_bit	7.7.11	m		"0"B	
25	CF channel attributes (P => F direction)	7.7.11	m		"010"B	
26	MAC packet life time (P =>F direction)	7.7.11	m		"1000"B . "1111"B	
27	Oct6a_ext_bit	7.7.11	m		"1"B	
28	CF channel attributes (F => P direction)	7.7.11	m		"010"B	
29	MAC packet life time (F =>P direction)	7.7.11	m		"1000"B . "1111"B	

**Table B.88: ETS 300 476-4 table A.222 Type of feature activate / indicate supported**

Item	Type of feature activate / indicate supported	Reference	Status	Support
1	Register recall	7.7.16, 7.7.17	i	
2	External handover switch	7.7.16, 7.7.17	i	
3	Queue entry request	7.7.16, 7.7.17	i	
4	Indication of subscriber number	7.7.16, 7.7.17	i	
5	Feature key	7.7.16, 7.7.17	C8	
6	Specific line selection	7.7.16, 7.7.17	i	
7	Specific trunk carrier selection	7.7.16, 7.7.17	i	
8	Control of echo control functions	7.7.16, 7.7.17	i	
9	Cost information	7.7.16, 7.7.17	i	

Table B.89: ETS 300 476-4 table A.227 Feature activate "feature key" supported

It.	Feature activate "feature key" Name of field	Ref.	Status	Sp.	Value allowed	Value sp.
1	ID of feature activate	7.7.1	m		"00111000"B	
2	Length of Contents (L)	7.7.16	m		2	
3	Oct3_ext_bit	7.7.16	m		"0"B	
4	Feature	7.7.16	m		"1000010"B	
5	Oct4_ext_bit	7.7.16	m		"1"B	
6	Parameter	7.7.16	m		01H . 7FH	

Table B.90: ETS 300 476-4 table A. Feature activate "cost information" supported

It.	Feature activate "cost information" Name of field	Ref.	Status	Sp.	Value allowed	Value sp.
1	ID of feature activate	7.7.1	m		"00111000"B	
2	Length of Contents (L)	7.7.16	m		2	
	Oct3_ext_bit	7.7.16	m		"0"B	
3	Feature	7.7.16	m		"1100000"B, "1"B	
	Oct4_ext_bit	7.7.16	m		"1"B	
4	Parameter_bit765	7.7.16	m		"001"B, "011"B	
4	Parameter_bit4321	7.7.16	m		"0000"B, "0001"B, "0010"B	

Table B.91: ETS 300 476-4 table A.240 Feature indicate "cost information" supported

It.	Feature indicate "cost information" Name of field	Ref.	Status	Sp.	Value allowed	Value sp.
1	ID of feature indicate	7.7.1	m		"00111001"B	
2	Length of Contents (L)	7.7.17	m		4 to 255	
3	Oct3_ext_bit	7.7.17	m		"0"B	
4	Feature	7.7.17	m		"1100000"B, "1"B	
5	Oct4_ext_bit	7.7.17	m		"1"B	
6	Parameter_bit765	7.7.17	m		"001"B, "011"B	
7	Parameter_bit4321	7.7.17	m		"0000"B, "0001"B, "0010"B	
8	Status indicator	7.7.17	m		"10000000"B, "10000001"B, "10000011"B, "10000100"B, "10000110"B	
9	Charging component	7.7.17	m		"00001"B . "00111"B, "01010"B ."01110B, "10000"B ."10111"B	
10	Length	7.7.17	m		"001"B . "111"B	
11	Value (group of octets)	7.7.17	m		"00000000"B . "11111111"B	
12	More components (Charging component + Length + Value (group of octets))	7.7.17	o			

**Table B.92: ETS 300 476-4 table A.241 Class Fixed identity supported**

Item	Class Fixed identity	Reference	Status	Support
1	Fixed identity class A	5.1 [6]	Ox	
2	Fixed identity class B	5.2 [6]	Ox	
3	Fixed identity class C	5.3 [6]	Ox	
4	Fixed identity class D	5.4 [6]	Ox	

NOTE: Ox: it is mandatory to support at least one of these options.

**Table B.93: ETS 300 476-4 table A.242 Fixed identity "ARI Class A" and "PARK Class A" supported**

It.	Fixed identity "ARI Class A" and "PARK Class A" Name of field	Ref.	Status	Sp.	Value allowed	Value sp.
1	ID of fixed identity	7.7.1	m		"00000110"B	
2	Length of contents (L)	7.7.18	m		0, 7	
3	Oct3_ext_bit	7.7.18	m		"1"B	
4	Type	7.7.18	m		"0000000"B, "0100000"B	
5	Oct4_ext_bit	7.7.18	m		"1"B	
6	Length of identity value	7.7.18	m		37	
7	Oct5_ext_bit	7.7.18	m		"0"B	
8	ARC	EN 300 175-6 [6] subclause 7.2	m		"000"B	
9	ARD_EMC	EN 300 175-6 [6] subclause 5.1	m		len_b: 16 val: 1 . 65 535	
10	ARD_FPN	EN 300 175-6 [6] subclause 5.1	m		len_b: 17 val: 1 . 131071	

**Table B.94: ETS 300 476-4 table A.243 Fixed identity "ARI Class B" or "PARK Class B" supported**

It.	Fixed identity "ARI Class B" and "PARK Class B" Name of field	Ref.	Status	Sp.	Value allowed	Value sp.
1	ID of fixed identity	7.7.1	m		"00000110"B	
2	Length of contents (L)	7.7.18	m		0, 6	
3	Oct3_ext_bit	7.7.18	m		"1"B	
4	Type	7.7.18	m		"0000000"B, "0100000"B	
5	Oct4_ext_bit	7.7.18	m		"1"B	
6	Length of identity value	7.7.18	m		32	
7	Oct5_ext_bit	7.7.18	m		"0"B	
8	ARC	7.2 [6]	m		"001"B	
9	ARD-EIC	5.2 [6]	m		len_b: 16 val: 1 - 65 535	
10	ARD-FPN	5.2 [6]	m		len_b: 0 . 12 val: 1 - 255	
11	ARD-FPS	5.2 [6]	m		len_b: 0.12 val: 1 - 15	

**Table B.95: ETS 300 476-4 table A.244 Fixed identity "ARI Class C" or "PARK Class C" supported**

It.	Fixed identity "ARI Class C" and "PARK Class C" Name of field	Ref.	Status	Sp.	Value allowed	Value sp.
1	ID of fixed identity	7.7.1	m		"00000110"B	
2	Length of contents (L)	7.7.18	m		0, 6	
3	Oct3_ext_bit	7.7.18	m		"1"B	
4	Type	7.7.18	m		"0000000"B, "0100000"B	
5	Oct4_ext_bit	7.7.18	m		"1"B	
6	Length of identity value	7.7.18	m		32	
7	Oct5_ext_bit	7.7.18	m		"0"B	
8	ARC	7.2 [6]	m		"010"B	
9	ARD-POC	5.3 [6]	m		len_b: 16 val: 1 - 65 535	
10	ARD-FPN	5.3 [6]	m		len_b: 0 . 12 val: 1 - 255	
11	ARD-FPS	5.3 [6]	m		len_b: 0.12 val: 1 - 15	

**Table B.96: table A.245 Fixed identity "ARI Class D" or "PARK Class D" supported**

It.	Fixed identity "ARI Class D" and "PARK Class D" Name of field	Ref.	Status	Sp.	Value allowed	Value sp.
1	ID of fixed identity	7.7.1	m		"00000110"B	
2	Length of contents (L)	7.7.18	m		0, 6	
3	Oct3_ext_bit	7.7.18	m		"1"B	
4	Type	7.7.18	m		"0000000"B, "0100000"B	
5	Oct4_ext_bit	7.7.18	m		"1"B	
6	Length of identity value	7.7.18	m		32	
7	Oct5_ext_bit	7.7.18	m		"0"B	
8	ARC	7.2 [6]	m		"011"B	
9	ARD-GOP	5.4 [6]	m		len_b: 20 val: GSM specific	
10	ARD-FPN	5.4 [6]	m		len_b: 8 val: 1 - 255	

**Table B.97: ETS 300 476-4 table A.246 Fixed identity ARI+RPN Class A supported**

It.	Fixed identity "ARI+RPN Class A" Name of field	Ref.	Status	Sp.	Value allowed	Value sp.
1	ID of fixed identity	7.7.1	m		"00000110"B	
2	Length of contents (L)	7.7.18	m		0, 8	
3	Oct3_ext_bit	7.7.18	m		"1"B	
4	Type	7.7.18	m		"0000001"B	
5	Oct4_ext_bit	7.7.18	m		"1"B	
6	Length of identity value	7.7.18	m		40	
7	Oct5_ext_bit	7.7.18	m		"0"B	
8	ARC	7.2 [6]	m		"000"B	
9	ARD_EMCC	5.1 [6]	m		len_b: 16 val: 1 . 65 535	
10	ARD_FPN	5.1 [6]	m		len_b: 17 val: 1 . 131071	
11	RPN	5.1 [6]	m		len_b: 3 val: 0 . 7	



**Table B.98: ETS 300 476-4 table A.247 Fixed identity ARI+RPN Class B supported**

It.	Fixed identity "ARI+RPN Class B" Name of field	Ref.	Status	Sp.	Value allowed	Value sp.
1	ID of fixed identity	7.7.1	m		"00000110"B	
2	Length of contents (L)	7.7.18	m		0, 8	
3	Oct3_ext_bit	7.7.18	m		"1"B	
4	Type	7.7.18	m		"0000001"B	
5	Oct4_ext_bit	7.7.18	m		"1"B	
6	Length of identity value	7.7.18	m		40	
7	Oct5_ext_bit	7.7.18	m		"0"B	
8	ARC	7.2 [6]	m		"001"B	
9	ARD-EIC	5.2 [6]	m		len_b: 16 val: 1 - 65 535	
10	ARD-FPN	5.2 [6]	m		len_b: 0 . 12 val: 1 - 255	
11	ARD-FPS	5.2 [6]	m		len_b: 0.12 val: 1 - 15	
12	RPN	5.2 [6]	m		len_b: 8 val: 0 . 255	

**Table B.99: ETS 300 476-4 table A.248 Fixed identity "ARI+RPN Class C" supported**

It.	Fixed identity "ARI+RPN Class C" Name of field	Ref.	Status	Sp.	Value allowed	Value sp.
1	ID of fixed identity	7.7.1	m		"00000110"B	
2	Length of contents (L)	7.7.18	m		0, 8	
3	Oct3_ext_bit	7.7.18	m		"1"B	
4	Type	7.7.18	m		"0000001"B	
5	Oct4_ext_bit	7.7.18	m		"1"B	
6	Length of identity value	7.7.18	m		40	
7	Oct5_ext_bit	7.7.18	m		"0"B	
8	ARC	7.2 [6]	m		"010"B	
9	ARD-POC	5.3 [6]	m		len_b: 16 val:1 - 65 535	
10	ARD-FPN	5.3 [6]	m		len_b: 0 . 12 val: 1 - 255	
11	ARD-FPS	5.3 [6]	m		len_b: 0.12 val: 1 - 15	
12	RPN	5.3 [6]	m		len_b: 8 val: 0 . 255	

**Table B.100: ETS 300 476-4 table A.249 Fixed identity "ARI+RPN Class D" supported**

It.	Fixed identity "ARI+RPN Class D" Name of field	Ref.	Status	Sp.	Value allowed	Value sp.
1	ID of fixed identity	7.7.1	m		"00000110"B	
2	Length of contents (L)	7.7.18	m		0, 8	
3	Oct3_ext_bit	7.7.18	m		"1"B	
4	Type	7.7.18	m		"0000001"B	
5	Oct4_ext_bit	7.7.18	m		"1"B	
6	Length of identity value	7.7.18	m		40	
7	Oct5_ext_bit	7.7.18	m		"0"B	
8	ARC	7.2 [6]	m		"011"B	
9	ARD-GOP	5.4 [6]	m		len_b: 20 val: GSM specific	
10	ARD-FPN	5.4 [6]	m		len_b: 8 val: 1 - 255	
11	RPN	5.4 [6]	m		len_b: 8 val: 0 . 255	

**Table B.101: ETS 300 476-4 table A.250 Identity type supported**

Item	Identity type	Reference	Status	Support
1	Identity type "Portable identity"	7.7.19	Ox	
2	Identity type "NWK assigned identity"	7.7.19	Ox	
3	Identity type "Fixed identity"	7.7.19	Ox	
4	Identity type "Proprietary"	7.7.19	i	

**Table B.102: ETS 300 476-4 table A.251 Identity type "Portable identity" supported**

It.	Identity type "Portable identity" Name of field	Ref.	Status	Sp.	Value allowed	Value sp.
1	ID of identity type	7.7.1	m		"00000010"B	
2	Length of Contents (L)	7.7.19	m		2	
3	Oct3_ext_bit	7.7.19	m		"1"B	
4	Oct3_subfield	7.7.19	m		"000"B	
5	Identity group	7.7.19	m		"0000"B	
6	Oct4_ext_bit	7.7.19	m		"1"B	
7	Type	7.7.19	m		"0000000"B, "0010000"B, "0100000"B	

**Table B.103: ETS 300 476-4 table A.253 Identity type "Fixed identity" supported**

It.	Identity type "Fixed identity" Name of field	Ref.	Stat.	Sp.	Value allowed	Value sp.
1	ID of identity type	7.7.1	m		"00000010"B	
2	Length of Contents (L)	7.7.19	m		2	
3	Oct3_ext_bit	7.7.19	m		"1"B	
4	Oct3_subfield	7.7.19	m		"000"B	
5	Identity group	7.7.19	m		"0100"B	
6	Oct4_ext_bit	7.7.19	m		"1"B	
7	Type	7.7.19	m		"0000000"B, "0000001"B, "0100000"B	

**Table B.104: ETS 300 476-4 table A.252 Identity type "NWK assigned identity" supported**

It.	Identity type "NWK assigned identity" Name of field	Ref.	Status	Sp.	Value allowed	Value sp.
1	ID of identity type	7.7.1	m		"00000010"B	
2	Length of Contents (L)	7.7.19	m		2	
3	Oct3_ext_bit	7.7.19	m		"1"B	
4	Oct3_subfield	7.7.19	m		"000"B	
5	Identity group	7.7.19	m		"0001"B	
6	Oct4_ext_bit	7.7.19	m		"1"B	
7	Type	7.7.19	m		"1110100"B, "1111111"B	

**Table B.105: ETS 300 476-4 table A.254 Identity type "Proprietary" supported**

It.	Identity type "Proprietary" Name of field	Ref.	Stat.	Sp.	Value allowed	Value sp.
1	ID of identity type	7.7.1	m		"0000010"B	
2	Length of Contents (L)	7.7.19	m		2	
3	Oct3_ext_bit	7.7.19	m		"1"B	
4	Oct3_subfield	7.7.19	m		"000"B	
5	Identity group	7.7.19	m		"1111"B	
6	Oct4_ext_bit	7.7.19	m		"1"B	
7	Type	7.7.19	m		"0000000"B . "1111111"B	

**Table B.106: ETS 300 476-4 table A.255 Info type supported**

It.	Info type Name of field	Ref.	Stat.	Sp.	Value allowed	Value sp.
1	ID of info type	7.7.1	m		"00000001"B	
2	Length of Contents (L)	7.7.20	m		1	
3	Oct3_ext_bit	7.7.20	m		"0"B, "1"B	
4	Parameter coding	7.7.20	m		"0000000"B,	
5	Ext_bit and Parameter coding (group of octets)	7.7.20	i			

**Table B.107: ETS 300 476-4 table A.256 IWU attributes supported**

Field no.	Name of fields	Reference	Protocol Status	Supp	Values	
					Allowed	Supported
1	ID of IWU attributes of variable length	7.7.1	M		18	
2	Length of Contents (L)	7.7.21	M		4-	
3	Coding standard	7.7.21	M		0,1	
4	Profile	7.7.21	M		0, 1, 2, 3, 4, 8, 9, 10, 11, 12	1
5	Negotiation indicator	7.7.21	M		0, 2, 4, 6	
6	Profile subtype	7.7.21	M		note	
7	IWU attributes information	7.7.21	O		note	

NOTE: The codings of the interworking service dependent fields shall be given in the interworking annexes.

**Table B.108: ETS 300 476-4 table A.260 Location area info types supported**

Item	Location area info types supported	Reference	Status	Support
1	Location area "No ELI"	7.7.25	m	
2	Location area "With ELI no GSM info indicated"	7.7.25	i	i
3	Location area "No ELI GSM info indicated"	7.7.25	i	

**Table B.109: ETS 300 476-4 table A.261 Location area "No ELI" supported**

It.	Location area "No ELI" Name of field	Ref.	Stat.	Sp.	Value allowed	Value sp.
1	ID of location area	7.7.1	m		"00000111"B	
2	Length of Contents (L)	7.7.25	m		0, 1	
3	Location Information (LI) type	7.7.25	m		"01"B	
4	Location area level	7.7.25	m		"000000"B . "100111"B	

Table B.110: ETS 300 476-4 table A.3: Type of portable identity supported

Item	Type of portable identity Identity name	Reference	Status	Support
1	IPEI	10 [6]	Ox	
2	IPUI-N	6.2.1 [6]	Ox	
3	IPUI-S	6.2.2 [6]	Ox	
4	IPUI-O	6.2.3 [6]	Ox	
5	IPUI-T	6.2.4 [6]	Ox	
6	IPUI-P	6.2.5 [6]	Ox	
7	IPUI-Q	6.2.6 [6]	Ox	
8	IPUI-U	6.2.7 [6]	Ox	
9	IPUI-R	6.2.8 [6]	Ox	
10	TPUI-default	6.3.2 [6]	o	
11	TPUI-assigned individual	6.3.2 [6]	o	
12	TPUI-assigned call group	6.3.3 [6]	i	
13	TPUI-assigned connectionless group	6.3.3 [6]	i	

NOTE: Ox: M at least one of the list.

Table B.111: ETS 300 476-4 table A.273 Portable identity "IPUI-N or IPEI" supported

It.	Portable identity "IPUI-N or IPEI" Name of field	Ref.	Stat.	Sp.	Value allowed	Value sp.
1	ID of portable identity	7.7.1	m		"00000101"B	
2	Length of contents (L)	7.7.30	m		0, 7	
3	Oct3_ext_bit	7.7.30	m		"1"B	
4	Type	7.7.30	m		"0000000"B, "0010000"B	
5	Oct4_ext_bit	7.7.30	m		"1"B	
6	Length of identity value	7.7.30	m		40	
7	Portable User Type (PUT)	6.2.1 [6]	m		"0000"B	
8	PUN- EMC	10 [6]	m		len_b: 16 val: 1 . 65 535	
9	PUN-PSN	10 [6]	m		len_b: 20 val: 0 . 1048575	

Table B.112: ETS 300 476-4 table A.274 Portable identity - type of IPUI-o supported

It.	Portable identity - type of IPUI-o Name of field	Ref.	Stat.	Sp.	Value allowed	Value sp.
1	ID of portable identity	7.7.1	m		"00000101"B	
2	Length of contents (L)	7.7.30	m		0, 10	
3	Oct3_ext_bit	7.7.30	m		"1"B	
4	Type	7.7.30	m		"0000000"B	
5	Oct4_ext_bit	7.7.30	m		"1"B	
6	Length of identity value	7.7.30	m		64	
7	Portable User Type (PUT)	6.2.1 [6]	m		"0001"B	
8	Portable User Number (PUN)	6.2.3 [6]	m		len_b: 60 val: 0 . ((2**60)-1)	

**Table B.113: ETS 300 476-4 table A.275 Portable identity - type of IPUI-P supported**

It.	Portable identity - type of IPUI-P Name of field	Ref.	Stat.	Sp.	Value allowed	Value sp.
1	ID of portable identity	7.7.1	m		"00000101"B	
2	Length of contents (L)	7.7.30	m		0, 15	
3	Oct3_ext_bit	7.7.30	m		"1"B	
4	Type	7.7.30	m		"0000000"B	
5	Oct4_ext_bit	7.7.30	m		"1"B	
6	Length of identity value	7.7.30	m		100	
7	Portable User Type (PUT)	6.2.1 [6]	m		"0010"B	
8	PUN-Public Operator Code	6.2.5 [6]	m		len_b: 16 val: 1 . 65 535	
9	PUN-ACCcount number	6.2.5 [6]	m		len_b: 80 val: 0 . ((2**80)-1)	

**Table B.114: ETS 300 476-4 table A.276 Portable identity - type IPUI-Q supported**

It.	Portable identity - type IPUI-Q Name of field	Ref.	Stat.	Sp.	Value allowed	Value sp.
1	ID of portable identity	7.7.1	m		"00000101"B	
2	Length of contents (L)	7.7.30	m		0, 13	
3	Oct3_ext_bit	7.7.30	m		"1"B	
4	Type	7.7.30	m		"0000000"B, "0010000"B	
5	Oct4_ext_bit	7.7.30	m		"1"B	
6	Length of identity value	7.7.30	m		84	
7	Portable User Type (PUT)	6.2.1 [6]	m		"0011"B	
6	PUN-BACN	6.2.6 [6]	m		len_b: 80 val: 0 . ((2**80)-1)	

**Table B.115: ETS 300 476-4 table A.277 Portable identity - type of IPUI-R supported**

It.	Portable identity - type of IPUI-R Name of field	Ref.	Stat.	Sp.	Value allowed	Value sp.
1	ID of portable identity	7.7.1	m		"00000101"B	
2	Length of contents (L)	7.7.30	m		0, 10	
3	Oct3_ext_bit	7.7.30	m		"1"B	
4	Type	7.7.30	m		"0000000"B	
5	Oct4_ext_bit	7.7.30	m		"1"B	
6	Length of identity value	7.7.30	m		64	
7	Portable User Type (PUT)	6.2.1 [6]	m		"0100"B	
8	PUN-IMSI	6.2.7 [6]	m		len_b: 60 val: 0 . ((2**60)-1)	

**Table B.116: ETS 300 476-4 table A.278 Portable identity - type IPUI-S supported**

It.	Portable identity - type IPUI-S Name of field	Ref.	Stat.	Sp.	Value allowed	Value sp.
1	ID of portable identity	7.7.1	m		"00000101"B	
2	Length of contents (L)	7.7.30	m		0, 10	
3	Oct3_ext_bit	7.7.30	m		"1"B	
4	Type	7.7.30	m		"0000000"B	
5	Oct4_ext_bit	7.7.30	m		"1"B	
6	Length of identity value	7.7.30	m		64	
7	Portable User Type (PUT)	6.2.1 [6]	m		"0101"B	
8	PUN-ISDN / PSTN number	6.2.2 [6]	m		len_b: 60 val: 0 . ((2**60)-1)	

Table B.117: ETS 300 476-4 table A.273 Portable identity - type of IPUI-T supported

It.	Portable identity - type of IPUI-T Name of field	Ref.	Stat.	Sp.	Value allowed	Value sp.
1	ID of portable identity	7.7.1	m		"00000101"B	
2	Length of contents (L)	7.7.30	m		0, 10	
3	Oct3_ext_bit	7.7.30	m		"1"B	
4	Type	7.7.30	m		"0000000"B	
5	Oct4_ext_bit	7.7.30	m		"1"B	
6	Length of identity value	7.7.30	m		64	
7	Portable User Type (PUT)	6.2.1 [6]	m		"0110"B	
8	PUN-EIC	6.2.4 [6]	m		len_b: 16 val: 1 . ((2**16)-1)	
9	PUN-Number	6.2.4 [6]	m		len_b: 44 val: 0 . ((2**44)-1)	

Table B.118: ETS 300 476-4 table A.280 Portable identity - type IPUI-U supported

It.	Portable identity - type IPUI-U Name of field	Ref.	Stat.	Sp.	Value allowed	Value sp.
1	ID of portable identity	7.7.1	m		"00000101"B	
2	Length of contents (L)	7.7.30	m		0, 13	
3	Oct3_ext_bit	7.7.30	m		"1"B	
4	Type	7.7.30	m		"0000000"B, "0010000"B	
5	Oct4_ext_bit	7.7.30	m		"1"B	
6	Length of identity value	7.7.30	m		84	
7	Portable User Type (PUT)	6.2.1 [6]	m		"0111"B	
8	PUN-CACN	6.2.7 [6]	m		len_b: 80 val: 0 . ((2**80)-1)	

Table B.119: ETS 300 476-4 table A.281 Portable identity - type default individual TPUI supported

It.	Portable identity - type default individual TPUI Name of field	Ref.	Status	Sp.	Value allowed	Value sp.
1	ID of portable identity	7.7.1	m		"00000101"B	
2	Length of contents (L)	7.7.30	m		0, 5	
3	Oct3_ext_bit	7.7.30	m		"1"B	
4	Type	7.7.30	m		"0100000"B	
5	Oct4_ext_bit	7.7.30	m		"1"B	
6	Length of identity value	7.7.30	m		20	
7	Oct5_bit8765	7.7.30	m		"0000"B	
8	TPUI type 1st digit	6.3 [6]	m		EH	
9	Last 16 bits of the least significant portion of IPUI	6.3 [6]	m		len_b: 16 val: 0-65535 or 4 BCD digits	

Table B.120: ETS 300 476-4 table A.282 Portable identity - type assigned individual TPUI supported

It.	Portable identity - type assigned individual TPUI Name of field	Ref.	Stat.	Sp.	Value allowed	Value sp.
1	ID of portable identity	7.7.1	m		"00000101"B	
2	Length of contents (L)	7.7.30	m		0, 5	
3	Oct3_ext_bit	7.7.30	m		"1"B	
4	Type	7.7.30	m		"0100000"B	
5	Oct4_ext_bit	7.7.30	m		"1"B	
6	Length of identity value	7.7.30	m		20	
7	Oct5_bit8765	7.7.30	m		"0000"B	
8	TPUI type 1st digit	6.3 [6]	m		0H . BH	
9	TPUI type 2nd digit	6.3 [6]	m		0H . BH	
10	Last 12 bits	6.3 [6]	m		len_b: 12 val: 0 . ((2**12) - 1)	

Table B.121: ETS 300 476-4 table A.286 RAND supported

It.	RAND Name of field	Ref.	Stat.	Sp.	Value allowed	Value sp.
1	ID of RAND	7.7.1	m		"00001100"B	
2	Length of contents (L)	7.7.32	m		0, 8	
3	RAND field (group of octets)	7.7.32	m		len_o: 8 val: 0 . ((2** 64))-1)	

Table B.122: ETS 300 476-4 table A.287 Type rate parameters supported

Item	Type of rate parameters supported	Reference	Status	Support
1	Rate parameters "symmetric"	7.7.33	o	
2	Rate parameters "asymmetric"	7.7.33	C2	

Table B.123: ETS 300 476-4 table A.289 Rate parameters "symmetric" supported

It.	Rate parameters "symmetric" Name of field	Ref.	Status	Sp.	Value allowed	Value sp.
1	ID of rate parameters	7.7.1	m		"0100101"B	
2	Length of contents (L)	7.7.33	m		0,2,3,4	
3	Oct3_ext_bit	7.7.33	m		"1"B	
4	Symmetry	7.7.33	m		"00"B	
5	Interleaving	7.7.33	m		"0"B, "1"B	
6	Class of service	7.7.33	m		"0000"B, "0010"B, "0100"B . "0111"B	
7	Oct4_ext_bit	7.7.33	m		"1"B	
8	Channel_1 rate	7.7.33	m		"000"B . "100"B	
9	Channel_1 arrangement	7.7.33	m		"0000"B, "0001"B, "0010"B, "1000"B	
10	Oct5_ext_bit	7.7.33	o		"1"B	
11	Channel_2 rate	7.7.33	o		"000"B . "100"B	
12	Channel_2 arrangement	7.7.33	o		"0000"B, "0001"B, "0010"B, "1000"B	
13	Oct6_ext_bit	7.7.33	o		"1"B	
14	Channel_3 rate	7.7.33	o		"000"B . "100"B	
15	Channel_3 arrangement	7.7.33	o		"0000"B, "0001"B, "0010"B, "1000"B	

Table B.124: ETS 300 476-4 table A.289 Rate parameters "asymmetric" supported

It.	Rate parameters "asymmetric" Name of field	Ref.	Status	Sp.	Value allowed	Value sp.
1	ID of rate parameters	7.7.1	m		"0100101"B	
2	Length of contents (L)	7.7.33	m		0,2,3,4	
3	Oct3_ext_bit	7.7.33	m		"1"B	
4	Symmetry	7.7.33	m		"10"B	
5	Interleaving	7.7.33	m		"0"B, "1"B	
6	Class of service	7.7.33	m		"0000"B, "0010"B, "0100"B . "0111"B	
7	Oct4_ext_bit	7.7.33	m		"0"B	
8	Channel_1 rate (P => F)	7.7.33	m		"000"B . "100"B	
9	Channel_1 arrangement (P => F)	7.7.33	m		"0000"B, "0001"B, "0010"B, "1000"B	
10	Oct4a_ext_bit	7.7.33	m		"1"B	
11	Channel_1 rate (F => P)	7.7.33	m		"000"B . "100"B	
12	Channel_1 arrangement (F => P)	7.7.33	o		"0000"B, "0001"B, "0010"B, "1000"B	
13	Oct5_ext_bit	7.7.33	o		"0"B	
14	Channel_2 rate (P => F)	7.7.33	o		"000"B . "100"B	
15	Channel_2 arrangement (P => F)	7.7.33	o		"0000"B, "0001"B, "0010"B, "1000"B	
16	Oct5a_ext_bit	7.7.33	o		"1"B	
17	Channel_2 rate (F => P)	7.7.33	o		"000"B . "100"B	
18	Channel_2 arrangement (F => P)	7.7.33	o		"0000"B, "0001"B, "0010"B, "1000"B	
19	Oct6_ext_bit	7.7.33	o		"0"B	
20	Channel_3 rate (P => F)	7.7.33	o		"000"B . "100"B	
21	Channel_3 arrangement (P => F)	7.7.33	o		"0000"B, "0001"B, "0010"B, "1000"B	
22	Oct6a_ext_bit	7.7.33	o		"1"B	
23	Channel_3 rate (F => P)	7.7.33	o		"000"B . "100"B	
24	Channel_3 arrangement (F => P)	7.7.33	o		"0000"B, "0001"B, "0010"B, "1000"B	

Table B.125: ETS 300 476-4 table A.291 RES supported

It.	RES Name of field	Ref.	Stat.	Sp.	Value allowed	Value sp.
1	ID of RES	7.7.1	m		"00001101"B	
2	Length of contents (L)	7.7.35	m		0, 4	
3	RES value (group of octets)	7.7.35	m		len_o: 4 val:0 . ((2**32)-1)	

Table B.126: ETS 300 476-4 table A.292 RS supported

It.	RS Name of field	Ref.	Stat.	Sp.	Value allowed	Value sp.
1	ID of RS	7.7.1	m		"00001110"B	
2	Length of contents (L)	7.7.36	m		0, 8	
3	RS value (group of octets)	7.7.36	m		len_o: 8 val: 0 . ((2**64)-1)	



**Table B.127: ETS 300 476-4 table A.294 Service change info supported**

It.	Service change info Name of field	Ref.	Status	Sp.	Value allowed	Value sp.
1	ID of service change info	7.7.1	m		"00010110"B	
2	Length of contents (L)	7.7.38	m		2 to 3	
	Oct3_ext_bit	7.7.38	m		0, 1	
3	Coding standard	7.7.38	m		"00"B	
4	Master (m)	7.7.38	m		"0"B, "1"B	
5	Change mode	7.7.38	m		"0000"B, "0001"B, "0010"B, "0100"B, "0110"B, "1000"B, "1001"B, "1100"B	
	Oct3a_ext_bit	7.7.38	m		"0"B, "1"B	
6	Extended change mode	7.7.38	i		"0000000"B . "1111111"B	
	Oct4_ext_bit	7.7.38	m		"1"B	
7	A attributes	7.7.38			"000"B, "010"B, "011"B	
8	Reset (R)	7.7.38	C12601		"0"B, "1"B	
9	B attributes	7.7.38	C12601		"000"B, "010"B, "011"B	

NOTE: C12601: IF F.126/5 = ("suspend" or "resume") then M else I.

**Table B.128: ETS 300 476-4 table A.296 Setup capability supported**

It.	Setup capability Name of field	Ref.	Status	Sp.	Value allowed	Value sp.
1	ID of setup capability	7.7.1	m		"01100010"B	
2	Length of contents (L)	7.7.40	m		0, 1, 2	
3	Oct3_ext_bit	7.7.40	m		"0"B, "1"B	
4	Oct3_subfield	7.7.40	m		"000"B	
5	Setup capability	7.7.40	m		"01"B, "10"B	
6	Paging capability	7.7.40	m		"01"B, "10"B	
7	Oct4_extbit	7.7.40	c12701		"1"B	
8	Spare	7.7.40	c12701		"0000000"B	

NOTE: c12701: IF F.127 /3 = "1"B THEN x ELSE m.

**Table B.129: Window size supported**

Supported parameters						
Field no.	Name of fields	Reference	Protocol Status	Supp	Values	
					Allowed	Supported
	ID of window size	7.7.1	m		"01100111"B	
	Length of contents (L)	7.7.43	m		0 to 255	2
	Oct3_ext_bit	7.7.43	m		0 to 1	1
	Forward value	7.7.43	m		0, 1 to 7	1 to 7
	Oct4_ext_bit	7.7.43	o.29901		0 to 1	1
	Backward value	7.7.43	o.29901		0, 1 to 7	1 to 7

NOTE: o.29901: It is mandatory to support either all of these options or none.

**Table B.130: ETS 300 476-4 table A.300 ZAP supported**

It.	ZAP Name of field	Ref.	Stat.	Sp.	Value allowed	Value sp.
1	ID of ZAP field	7.7.1	m		"01010010"B	
2	Length of contents (L)	7.7.44	m		0, 1	
3	Oct3_subfield	7.7.44	m		"0000"B	
4	Contents field (ZAP value)	7.7.44	m		"0000"B . "1111"B	

### B.2.3.3 Escape information elements support

**Table B.131: ETS 300 476-4 table A.301 Escape information elements receiving (P to F) supported**

It.	Escape I.E. receiving (P to F) Information element name	Ref.	Status	Sp.
1	Escape (fixed length)	7.6.1	o	i
2	Escape to proprietary (variable length)	7.7.1	o	i
3	Escape for extension (variable length)	7.7.1	o	i
4	Codeset shift	7.5.3 to 7.5.4	o	i

**Table B.132: ETS 300 476-4 table A.302 Escape information elements sending (F to P) supported**

It.	Escape I.E. sending (F to P) Information element name	Ref.	Status	Sp.
1	Escape (fixed length)	7.6.1	o	i
2	Escape to proprietary (variable length)	7.7.1	o	i
3	Escape for extension (variable length)	7.7.1	o	i
4	Codeset shift	7.5.3 to 7.5.4	o	i

### B.2.3.4 B-Format message structure support

**Table B.133: ETS 300 476-4 table A.307 Short TPUI address of LCE-request paging message supported**

It.	Short TPUI address of LCE- request paging message Name of field	Ref.	Stat.	Sp.	Value allowed	Value sp.
1	Oct1_bits8765	8.2.1	m		don't care	
2	W-bit	8.2.1	m		"0"B, "1"B	
3	LCE header	8.2.1	m		"000"B, "011"B . "111"B	
4	TPUI address (lowest 16 bits)	6.3.1 [6]	m		0-65 535	

**Table B.134: ETS 300 476-4 table A.308 Long TPUI address of LCE-request paging message supported**

It.	Long TPUI address of LCE- request paging message Name of field	Ref.	Stat.	Sp.	Value allowed	Value sp.
1	Oct1_bits8765	8.2.1	m		don't care	
2	W-bit	8.2.1	m		"1"B	
3	LCE header	8.2.1	m		"000"B, "011"B . "111"B	
4	Attributes	8.2.2	m		"0000"B, "0100"B, 0101"B, "1001"B, "1100"B . "1111"B	
5	TPUI address (complete 20 bits)	6.3.1 [6]	m		0 . ((2**20)-1)	
6	Target bearers	8.2.2	m		"0000"B, "0001"B . "1111"B	
7	MAC packet life	8.2.2	m		"0000"B, "1000"B . "1111"B	

**Table B.135: ETS 300 476-4 table A.309 Long IPUI address of LCE-request paging message supported**

It.	Long IPUI address of LCE-request paging message Name of field	Ref.	Stat.	Sp.	Value allowed	Value sp.
1	Oct1_bits8765	8.2.1	m		don't care	
2	W-bit	8.2.1	m		"0"B	
3	LCE header	8.2.1	m		"000"B, "011"B . "111"B	
4	IPUI class (PUT)	6.2.1 [6]	m		"0000"B . "0111"B	
5	IPUI address (PUN lowest 28 bits)	8.2.1	m		len_b: 28 val: 0 . ((2**28)-1)	

## B.2.4 Protocol error handling

The supplier of the implementation shall state the support of the implementation for each of the following protocol error and exception handling procedures, in the table below.

**Table B.136: ETS 300 476-4 table A.313 Error and exception handling procedures supported**

Item	Error and exception handling procedures Procedure name	Ref.	Status	Support
1	eeh_protocol_discriminator_error	17.1	m	
2	eeh_message_too_short	17.2	m	
3	eeh_unsupported_transaction_identity_error	17.3.1	m	
4	eeh_unknown_active_cc_call	17.3.2.1	m	
5	eeh_unknown_active_ciss_call	17.3.2.2	i	
6	eeh_unknown_active_coms_call	17.3.2.3	i	
7	eeh_unknown_active_clms_call	17.3.2.4	i	
8	eeh_unknown_active_mm_transaction	17.3.2.5	m	
9	eeh_cc_message_error	17.4.1	m	
10	eeh_ciss_message_error	17.4.2	m	
11	eeh_coms_message_error	17.4.3	i	
12	eeh_clms_message_error	17.4.3	i	
13	eeh_mm_message_error	17.4.4	m	
14	eeh_info_element_out_of_sequence	17.5.1	m	
15	eeh_duplicated_info_elements	17.5.2	m	
16	eeh_mandatory_info_element_missing_in_cc_message	17.6.1	m	
17	eeh_mandatory_info_element_content_error_in_cc_message	17.6.2	m	
18	eeh_mandatory_info_element_missing_in_coms_message	17.6.3	i	
19	eeh_mandatory_info_element_missing_in_clms_message	17.6.3	i	
20	eeh_mandatory_info_element_error_in_mm_message	17.6.4	m	
21	eeh_unrecognized_info_element	17.7.1	m	
22	eeh_non-mandatory_info_element_content_error	17.7.2	m	
23	eeh_data_link_reset	17.8	m	
24	eeh_data_link_failure	17.9	m	

## B.2.5 Timer support

The supplier of the implementation shall provide information about the timers specified in the EN 300 175-5 [5].

**Table B.137: ETS 300 476-4 table A.315 Timer and constants supported**

Timer supported						
Item no.	Name	Reference	Protocol Status	Profile Support	Values	
					Allowed	Supported
1	CC.01	A.1	O	M	20 seconds	
2	CC.02	A.1	O	M	30 seconds	
3	CC.03	A.1	O	M	20 seconds	
4	CC.04	A.1	O	I	100 seconds	
5	CC.05	A.1	X		-	
6	COMS.00	A.3	Ccoms	I	5 seconds	
7	COMS.01	A.3	Ccoms	I	2 seconds	
8	COMS.02	A.3	Ccoms	I	10 seconds	
9	COMS.03	A.3	Ccoms	I	10 seconds	
10	CLMS.00	A.4	Cclms	I	5 seconds	
11	MM_access.1	A.5	X		60 seconds	
12	MM_access.2	A.5	O	M	20 seconds	
13	MM_auth.1	A.5	O	M	10 seconds	
14	MM_auth.2	A.5	O	M	100 seconds	
15	MM_cipher.1	A.5	O	C9		
16	MM_cipher.2	A.5	X		10 seconds	
17	MM_ident.1	A.5	X			
18	MM_ident.2	A.5	O	O		
19	MM_key.1	A.5	O	O		
20	MM_locate.1	A.5	X		20 seconds	
21	MM_wait	A.5	X	I	5 minutes	
22	LCE.01	A.6	O	M	5 seconds	
23	LCE.02	A.6	Cice8	M	10 seconds	
24	LCE.03	A.6	O	M	3 seconds	
25	LCE.04	A.6	Cice5 OR Ice6	I	5 seconds	
26	N300	A.7	M	M	3	
26	T601	ETS 300 175-6 [6] part 6: B	O	O	5 minutes	
27	T602	ETS 300 175-6 [6] part 6: B	X		5 minutes	

## B.2.6 Negotiation capabilities

The supplier of the implementation shall provide information to describe the negotiation options available in the protocol, and indicate which have been implemented, in the tables below.

**Table B.138A: Negotiation capabilities**

Item no.	Negotiation capabilities	Involved messages	Negotiation Info Element	Sending (P to F)	
				Protocol Status	Profile Support
1	Prioritized list negotiation, max. 3 values for the repeated info element	CC-SETUP	Call attributes, Connection attributes, IWU attributes	O O O	O O O
2	Prioritized list negotiation, max. 3 values for the repeated info element	MM-AUTH-REJECT	Auth-type	O	O
3	Prioritized list negotiation, max. 3 values for the repeated info element	MM-CIPHER-REJECT	Cipher info	O	O

Item no.	Negotiation capabilities	Involved messages	Negotiation Info Element	Sending (P to F)	
4	Exchanged attribute negotiation	CC-RELEASE-COM	IWU attributes	O	M
5	Operating parameter negotiation	CC-SETUP-ACK CC-ALERTING CC-CALL-PROC CC-CONNECT	Window size, Transit delay	O O	M I
6	Peer attribute parameter negotiation	CC-SETUP CC-SETUP-ACK CC-ALERTING CC-CALL-PROC CC-CONNECT	IWU attributes	O	O
7	Prioritized list negotiation, max. 3 values for the repeated info element	CC-SERVICE-CHANGE CC-SERVICE-ACCEPT CC-SERVICE-REJECT	IWU attributes, Call attributes, Connection attributes	O	O

Table B.138B: Negotiation capabilities

Item no.	Negotiation capabilities	Involved messages	Negotiation Info Element	Receipt (F to P)	
				Protocol Status	Profile Support
1	Prioritized list negotiation, max. 3 values for the repeated info element	CC-SETUP	Call attributes, Connection attributes, IWU attributes	O O O	O O O
2	Prioritized list negotiation, max. 3 values for the repeated info element	MM-AUTH-REJECT	Auth-type	O	O
3	Prioritized list negotiation, max. 3 values for the repeated info element	MM-CIPHER-REJECT	Cipher info	X	
4	Exchanged attribute negotiation	CC-RELEASE-COM	IWU attributes	O	M
5	Operating parameter negotiation	CC-SETUP-ACK CC-ALERTING CC-CALL-PROC CC-CONNECT	Window size, Transit delay	O O	M I
6	Peer attribute parameter negotiation	CC-SETUP CC-SETUP-ACK CC-ALERTING CC-CALL-PROC CC-CONNECT	IWU attributes	O	O
7	Prioritized list negotiation, max. 3 values for the repeated info element	CC-SERVICE-CHANGE CC-SERVICE-ACCEPT CC-SERVICE-REJECT	IWU attributes, Call attributes, Connection attributes	O O O	O O O

## B.2.7 Multi-layer dependencies

The supplier of the implementation shall provide information to identify the implementation support for specific requirements on the underlying layers, not made mandatory by the underlying layer protocol specifications, in the table below. Where appropriate, the supplier shall provide an external reference to the completed PICS for the layer standard.

Table B.139: Multi-layer dependencies

Profile Support for specific requirements on underlying layers			
Item no.	Layer	Protocol version support	PICS Reference
1	DLC	ETS 300 175-4 [4]	ETS 300 476-2 [16]
2	MAC	ETS 300 175-3 [3]	ETS 300 476-3 [17]
3	PHL	ETS 300 175-2 [2]	ETS 300 476-4 [18]

---

## Annex C (normative): Service A/B.2: Portable radio Termination (PT) NWK PICS proforma

Notwithstanding the provisions of the copyright clause related to the text of the present document, ETSI grants that users of the present document may freely reproduce the PICS proforma in this annex so that it can be used for its intended purposes and may further publish the completed PICS.

The references given in the tables of this annex refer to clauses and subclauses of EN 300 175-5 [5].

---

### C.1 Standardized symbols for the status column

The standardized symbols for the status column are as follows:

- m or M for mandatory (the capability is required to be implemented);
- o or O for optional (Boolean) (the capability may be implemented);
- x or X for prohibited or excluded use (the capability may not be used in a given context);
- n/a, N/A or - (dash) for not applicable (the capability is not allowed because the underlying DECT layers (service provider) cannot handle it or the requirement belongs to an application i.e. does not belong to the network layer);
- c or C for conditional (the capability depends on the selection of other optional and/or conditional items);
- i or I for out of scope (the capability is allowed to be implemented but is not called upon by the profile functionality).

If appropriate, a "C" followed by an integer is placed in the status column, providing a reference to a conditional status expression defined elsewhere in the PICS proforma. The following conditions are applicable throughout this annex:

- |       |   |
|-------|---|
| C2:   | IF "Support for asymmetric bearers" then M ELSE I;      |
| C3:   | IF "Support for fast setup" then M ELSE I;              |
| C4:   | IF "Ciphering PT initiated is supported" then M ELSE O; |
| C6:   | IF "Multibearers supported" then M ELSE I;              |
| C7:   | IF "Packet mode CC procedures supported" then M ELSE I; |
| C8:   | IF "Cost information exchange supported" then M ELSE I; |
| C9:   | IF "Ciphering FT initiated is supported" then M ELSE O; |
| C11m: | IF " In call parameter change" then M else I;           |
| C11o: | IF " In call parameter change" then O else I;           |
| C12:  | IF "Service suspension and resumption" then M else I;   |
| C13:  | IF "Partial Release supported" then M else O.           |

---

### C.2 Capabilities

#### C.2.1 Major capabilities

##### C.2.1.1 Services

The supplier of the implementation shall state the support of the implementation for each of the following services, in table C1.

**Table C.1: Services supported**

Services supported				
Item no.	Name of service	Reference	Protocol Status	Profile Support
1	Call control (CC)	5.2	O	M
2	Call independent supplementary services (CISS)	5.3	O	I
3	Connection oriented message services (COMS)	5.4	O	I
4	Connectionless message services (CLMS)	5.5	O	I
5	Mobility management (MM)	5.6	O	M
6	Link control entity (LCE)	5.7	O	M
7	Management	15	O	M
8	Error handling	17	O	M

### C.2.1.2 Procedures

The supplier of the implementation shall state the support of the implementation for each of the following procedures, in the tables below.

**Table C.2: CC procedure support**

Procedures supported				
Item no.	Name of procedure	Reference	Protocol Status	Profile Support
1	cc_outgoing_normal_call_request	9.3.1.1	O	M
2	cc_outgoing_emergency_call_request	9.3.1.1	O	I
3	cc_outgoing_external_handover_request	9.3.1.1	O	I
4	cc_outgoing_selection_of_lower_layer_resources	9.3.1.3	O	M
5	cc_outgoing_connection_of_U_plane	9.3.1.4	O	M
6	cc_outgoing_overlap_sending	9.3.1.5	O	M
7	cc_outgoing_call_proceeding	9.3.1.6	O	M
8	cc_outgoing_call_confirmation	9.3.1.7	O	M
9	cc_outgoing_call_connection	9.3.1.8	O	M
10	cc_expiry_of_timer_P<cc.03>	9.3.1.2	O	M
11	cc_expiry_of_timer_P<cc.04>	9.3.1.9	O	I
12	cc_incoming_call_request	9.3.2.1	O	M
13	cc_incoming_call_accept	9.3.2.2	O	M
14	cc_incoming_call_reject	9.3.2.2	O	M
15	cc_incoming_selection_of_lower_layer_resources	9.3.2.3	O	M
16	cc_incoming_connection_of_U_plane	9.3.2.4	O	M
17	cc_incoming_overlap_receiving	9.3.2.5	O	I
18	cc_incoming_call_proceeding	9.3.2.6	O	O
19	cc_incoming_call_confirmation	9.3.2.7	O	M
20	cc_incoming_call_connection	9.3.2.8	O	M
21	cc_incoming_pt_sending_terminal_capability	9.3.2.9	O	O
22	cc_outgoing_pt_sending_terminal_capability	9.3.1.1	O	O
23	cc_call_information	9.4	O	M
24	cc_starting_side_normal_call_release	9.5.1	O	M
25	cc_accepting_side_normal_call_release	9.5.1	O	M
26	cc_abnormal_call_release	9.5.2	O	M
27	cc_release_collisions	9.5.3	O	M
28	cc_bandwidth_changes	9.6.2	O	C6
29	cc_service_re-routing	9.6.3	O	C2
30	cc_service_suspension_&_resumption	9.6.4	O	C7 OR C12
31	cc_packet_mode_pt_init_access	9.7.2	O	C7
32	cc_packet_mode_ft_init_access	9.7.3	O	C7
33	cc_packet_mode_c_plane_suspend_&_resume	9.7.4.2	O	C7 OR C12
34	cc_packet_mode_u_plane_suspend_&_resume	9.7.4.3	O	C7 OR C12

**Table C.3: SS (CRSS and CISS) procedure support**

Procedures supported				
Item no.	Name of procedure	Reference	Protocol Status	Profile Support
1	crss_keypad_protocol	10.2	O	I
2	crss_feature_key_mgt	10.3	O	I
3	crss_hold	10.4.1	O	I
4	crss_retrieve	10.4.1	O	I
5	crss_facility	10.4.2	O	I
6	ciss_keypad_protocol	10.2	O	I
7	ciss_feature_key_mgt	10.3	O	I
8	ciss_facility	10.4.2	O	I
9	crss_queue_mgt	10.6.2.1	O	I
10	crss_indication_of_subscriber_number	10.6.2.2	O	I
11	ciss_indication_of_subscriber_number	10.6.2.2	O	I
12	crss_control_of_echo_control_functions	10.6.2.3	O	I
13	crss_cost_information	10.6.2.4	O	C8
14	ciss_cost_information	10.6.2.4	O	I

**Table C.4: MM procedure support**

Procedures supported				
Item no.	Name of procedure	Reference	Protocol Status	Profile Support
1	mm_identification_of_pt	13.2.1	O	M
3	mm_authentication_of_pt	13.3.1	O	M
4	mm_authentication_of_user	13.3.2	O	M
5	mm_authentication_of_ft	13.3.3	O	O
6	mm_location_registration	13.4.1	O	M
7	mm_detach	13.4.2	O	I
8	mm_location_update	13.4.3	O	M
9	mm_obtain_access_rights	13.5.1	O	M
10	mm_pt_init_terminate_access_rights	13.5.2	O	I
11	mm_ft_init_terminate_access_rights	13.5.2	O	M
12	mm_key_allocation	13.6	O	M
13	mm_pt_init_parameter_retrieval	13.7	O	I
14	mm_ft_init_parameter_retrieval	13.7	O	I
15	mm_pt_init_cipher_switching	13.8	O	C4
16	mm_ft_init_cipher_switching	13.8	O	C9

**Table C.5: LCE procedure support**

Procedures supported				
Item no.	Name of procedure	Reference	Protocol Status	Profile Support
1	lce_direct_pt_init_link_establishment	14.2.2	O	M
2	lce_indirect_ft_init_link_establishment	14.2.3	O	M
3	lce_direct_ft_init_link_establishment	14.2.4	O	C3
4	lce_link_maintenance	14.2.5	O	M
5	lce_link_suspend	14.2.6.1	O	I
6	lce_link_resume	14.2.6.2	O	I
7	lce_link_release	14.2.7	O	M
8	lce_link_partial_release	14.2.7	O	M
9	lce_cl_message_routing	14.3.1	O	I
10	lce_cl_broadcast_announce	14.3.2	O	I



Table C.6: Management procedure support

Procedures supported				
Item no.	Name of procedure	Reference	Protocol Status	Profile Support
1	mgt_prioritized_list_negotiation	15.2.2	O	O
2	mgt_exchanged_attribute_negotiation	15.2.3	O	M
3	mgt_operating_parameter_negotiation	15.2.4	O	M
4	mgt_peer_attribute_negotiation	15.2.5	O	O
5	mgt_service_modification	15.3	O	M
6	mgt_mm_procedures_mgt	15.5	O	M
7	mgt_call_ciphering_mgt	15.6	Cmm15 OR mm16	C4
8	mgt_external_handover	15.7	O	I
9	mgt_test_call_back	15.8.1	O	I
10	mgt_test_hook_control	15.8.2	O	I
11	mgt_upper_tester	15.8.3	O	I

## C.2.2 Protocol parameters

### C.2.2.1 Timer support

The supplier of the implementation shall provide information about the timers specified in EN 300 175-5 [5].

Table C.7: Timer support

Timer supported						
Item no.	Name	Reference	Protocol Status	Profile Support	Values	
					Allowed	Supported
1	CC.01	A.1	O	M	20 seconds	
2	CC.02	A.1	O	M	30 seconds	
3	CC.03	A.1	O	M	20 seconds	
4	CC.04	A.1	O	I	100 second	
5	CC.05	A.1	X			
6	COMS.00	A.3	O	I	5 seconds	
7	COMS.01	A.3	O	I	2 seconds	
8	COMS.02	A.3	O	I	10 seconds	
9	COMS.03	A.3	O	I	10 seconds	
10	CLMS.00	A.4	O	I	5 seconds	
11	MM_access.1	A.5	O	M	60 seconds	
12	MM_access.2	A.5	O	X	20 seconds	
13	MM_auth.1	A.5	O	X	10 seconds	
14	MM_auth.2	A.5	O	X	100 seconds	
15	MM_cipher.1	A.5	X			
16	MM_cipher.2	A.5	O	C4	10 seconds	
17	MM_ident.1	A.5	X			
18	MM_ident.2	A.5	X			
19	MM_key.1	A.5	X			
20	MM_locate.1	A.5	O	M	20 seconds	
21	MM_wait	A.5	O	I	5 minutes	
22	LCE.01	A.6	O	M	5 seconds	
23	LCE.02	A.6	O	M	10 seconds	
24	LCE.03	A.6	O	M	3 seconds	
25	LCE.04	A.6	O	I	5 seconds	
26	T601	ETS 300 175-6 [6] annex B	X		5 minutes	
27	T602	ETS 300 175-6 [6] annex B	O	O	5 minutes	

### C.2.2.2 System wide parameters

System wide parameters have a single specification applicable for all network messages in which they occur and the corresponding tables in which they occur contain reference to the following declarations.

The supplier of the implementation shall state whether or not the following parameters specified by EN 300 175-5 [5] are supported and their type, value(s) and range(s), in the table below. The supplier shall indicate the status of support for sending and receiving each parameter.

**Table C.8: Protocol parameters**

Protocol parameters supported						
Item no.	Name	Reference	Protocol Status	Profile Support	Values	
					Allowed	Supported
1	N300	A.7	X			

### C.2.2.3 Other parameters

Some parameters only occur in a limited number of network messages. Declaration of the support these parameters shall be specified in the tables in which they occur.

## C.2.3 Messages

The supplier of the implementation shall state whether or not the messages specified by EN 300 175-5 [5] are supported, in the tables below. The supplier shall indicate the status of support for sending and receiving each message.

### C.2.3.1 CC messages

**Table C.9: CC Message support**

Supported messages						
Item no.	Name	Reference	Sending (P to F)		Receipt (F to P)	
			Protocol Status	Profile Support	Protocol Status	Profile Support
1	CC-SETUP	6.3.2.1	O	M	O	M
2	CC-INFOmation	6.3.2.2	O	M	O	C8
3	CC-SETUP-ACKnowledge	6.3.2.3	Ccc17	I	O	M
4	CC-CALL-PROCeeding	6.3.2.4	Ccc18	I	O	M
5	CC-ALERTING	6.3.2.5	O	M	O	M
6	CC-CONNECT	6.3.2.6	O	M	O	M
7	CC-CONNECT-ACKnowledge	6.3.2.7	X		O	M
8	CC-RELEASE	6.3.2.8	O	M	O	M
9	CC-RELEASE-COMplete	6.3.2.9	O	M	O	M
10	CC-SERVICE-CHANGE	6.3.2.10	Ccc28 OR cc29 OR cc30		Ccc28 OR cc29 OR cc30	
11	CC-SERVICE-ACCEPT	6.3.2.11	Ccc28 OR cc29 OR cc30		Ccc28 OR cc29 OR cc30	
12	CC-SERVICE-REJECT	6.3.2.12	Ccc28 OR cc29 OR cc30		Ccc28 OR cc29 OR cc30	
13	CC-NOTIFY	6.3.2.13	X		O	M
14	IWU-INFOmation	6.3.2.14	O	I	O	I

Table C.10: CC-SETUP

Item no.	Name of information element	Reference	Sending (P to F)			
			Status	Support	Value	
					Allowed	Supported
1	Protocol Discriminator (PD)	7.2	M		3	
2	Transaction Identifier (TI)	7.3	M		0 to 6, ext	
3	Message Type (MI)	7.4.1	M		5	
4	Portable identity	7.7.30	M			
5	Fixed identity	7.7.18	M			
6	Basic service	7.6.4	M			
6a	Repeat indicator "prioritized list"	7.6.3	O	O		
7	IWU attributes	7.7.21	O	M		
8	Repeat indicator "prioritized list"	7.6.3	O	O		
9	Call attributes	7.7.5	O	O		
10	Repeat indicator "prioritized list"	7.6.3	O	O		
11	Connection attributes	7.7.11	O	M		
12	Cipher info	7.7.10	O	I		
13	Connection identity	7.7.12	O	I		
14	Facility	7.7.15	O	I		
15	Progress Indicator	7.7.31	X			
16	Display	7.5.5	X			
17	Keypad	7.5.5	O	I		
18	Signal	7.6.8	X			
19	Feature Activate	7.7.16	O	C8		
20	Feature Indicate	7.7.17	X			
21	Network parameter	7.7.29	O	I		
22	Terminal capability	7.7.41	O	O		
23	End-to-end compatibility	7.7.14	O	I		
24	Rate parameters	7.7.33	O	I		
25	Transit delay	7.7.42	O	I		
26	Window size	7.7.43	O	M		
27	Calling party number	7.7.9	O	I		
28	Called party number	7.7.7	O	O		
29	Called party subaddress	7.7.8	O	I		
30	Sending complete	7.6.2	O	I		
31	IWU-to-IWU	7.7.23	O	I		
32	IWU-PACKET	7.7.22	O	I		

Table C.10A: CC-SETUP

Item no.	Name of information element	Reference	Receipt (F to P)			
			Status	Support	Value	
					Allowed	Supported
1	Protocol Discriminator (PD)	7.2	M		3	
2	Transaction Identifier (TI)	7.3	M		0 to 6, ext	
3	Message Type (MI)	7.4.1	M		5	
4	Portable identity	7.7.30	M			
5	Fixed identity	7.7.18	M			
6	Basic service	7.6.4	M			
6a	Repeat indicator	7.6.3	O	O		
7	IWU attributes	7.7.21	O	M		
8	Repeat indicator	7.6.3	O	O		
9	Call attributes	7.7.5	O	O		
10	Repeat indicator	7.6.3	O	I		
11	Connection attributes	7.7.11	O	M		
12	Cipher info	7.7.10	O	I		
13	Connection identity	7.7.12	O	I		
14	Facility	7.7.15	O	I		
15	Progress Indicator	7.7.31	O	I		
16	Display	7.5.5	O	I		
17	Keypad	7.5.5	X			
18	Signal	7.6.8	O			
19	Feature Activate	7.7.16	X			
20	Feature Indicate	7.7.17	O	C8		
21	Network parameter	7.7.29	X			
22	Terminal capability	7.7.41	X			
23	End-to-end compatibility	7.7.14	O	I		
24	Rate parameters	7.7.33	O	I		
25	Transit delay	7.7.42	O	I		
26	Window size	7.7.43	O	M		
27	Calling party number	7.7.9	O	I		
28	Called party number	7.7.7	O	I		
29	Called party subaddress	7.7.8	O	I		
30	Sending complete	7.6.2	O	I		
31	IWU-to-IWU	7.7.23	O	I		
32	IWU-PACKET	7.7.22	O	I		

Table C.11: CC-INFO

Item no.	Name of information element	Reference	Sending (P to F)			
			Status	Support	Value	
					Allowed	Supported
1	Protocol Discriminator (PD)	7.2	M		3	
2	Transaction Identifier (TI)	7.3	M		0 to 6, 8 to 14, ext	
3	Message Type (MI)	7.4.1	M		123	
4	Location area	7.7.25	O	I		
5	NWK assigned identity	7.7.28	O	I		
6	Facility	7.7.15	O	I		
6a	Progress Indicator	7.7.31	X			
7	Display	7.5.5	X			
8	Keypad	7.5.5	O	M		
9	Signal	7.6.8	X			
10	Feature activate	7.7.16	O	C8		
11	Feature indicate	7.7.17	X			
12	Network parameter	7.7.29	O	I		
13	Called party number	7.7.7	O	I		
14	Called party subaddress	7.7.8	O	O		
15	Sending complete	7.6.2	O	I		

Item no.	Name of information element	Reference	Sending (P to F)			
16	Test hook control	7.6.10	X			
17	IWU-to-IWU	7.7.23	O	I		
18	IWU-packet	7.7.22	O	I		

Table C.11A: CC-INFO

Item no.	Name of information element	Reference	Receipt (F to P)			
			Status	Support	Value	
					Allowed	Supported
1	Protocol Discriminator (PD)	7.2	M		3	
2	Transaction Identifier (TI)	7.3	M		0 to 6, 8 to 14, ext	
3	Message Type (MI)	7.4.1	M		123	
4	Location area	X				
5	NWK assigned identity	X				
6	Facility	O	I			
6a	Progress Indicator	O	I			
7	Display	O	I			
8	Keypad	X				
9	Signal	O	M			
10	Feature activate	X				
11	Feature indicate	O	C8			
12	Network parameter	X				
13	Called party number	O	I			
14	Called party subaddress	O	I			
15	Sending complete	O	I			
16	Test hook control	O	I			
17	IWU-to-IWU	O	I			
18	IWU-packet	O	I			

Table C.12: CC-SETUP-ACKnowledge

Item no.	Name of information element	Reference	Receipt (F to P)			
			Status	Support	Value	
					Allowed	Supported
1	Protocol Discriminator (PD)	7.2	M		3	
2	Transaction Identifier (TI)	7.3	M		8 to 14, ext	
3	Message Type (MI)	7.4.1	M		13	
4	Info type	7.7.20	O	I		
5	Portable identity	7.7.30	O	I		
6	Fixed identity	7.7.18	O	I		
7	Location area	7.7.25	O	I		
8	IWU attributes	7.7.21	O	O		
9	Call attributes	7.7.5	O	I		
10	Connection attributes	7.7.11	O	O		
11	Connection identity	7.7.12	O	I		
12	Facility	7.7.15	O	I		
13	Progress indicator	7.7.31	O	M		
14	Display	7.5.5	O	I		
15	Signal	7.6.8	O	I		
16	Feature indicate	7.7.17	O	C8		
17	Transit delay	7.7.42	O	I		
18	Window size	7.7.43	O	M		
19	Delimiter request	7.6.2	O			
20	IWU-to-IWU	7.7.23	O	I		
21	IWU-packet	7.7.22	O	I		

Table C.13: CC-CALL-PROceeding

Item no.	Name of information element	Reference	Receipt (F to P)			
			Status	Support	Value	
					Allowed	Supported
1	Protocol Discriminator (PD)	7.2	M		3	
2	Transaction Identifier (TI)	7.3	M		8 to 14, ext	
3	Message Type (MI)	7.4.1	M		2	
4	IWU attributes	7.7.21	O	O		
5	Call attributes	7.7.5	O			
6	Connection attributes	7.7.11	O	O		
7	Connection identity	7.7.12	O	I		
8	Facility	7.7.15	O	I		
9	Progress indicator	7.7.31	O	M		
10	Display	7.5.5	O	I		
11	Signal	7.6.8	O	I		
12	Feature indicate	7.7.17	O	C8		
13	Transit delay	7.7.42	O	I		
14	Window size	7.7.43	O	I		
15	IWU-to-IWU	7.7.23	O	I		
16	IWU-PACKET	7.7.22	O	I		

Table C.14: CC-ALERTING

Item no.	Name of information element	Reference	Sending (P to F)			
			Status	Support	Value	
					Allowed	Supported
1	Protocol Discriminator (PD)	7.2	M		3	
2	Transaction Identifier (TI)	7.3	M		8 to 14, ext	
3	Message Type (MI)	7.4.1	M		1	
4	IWU attributes	7.7.21	O	O		
5	Call attributes	7.7.5	O			
6	Connection attributes	7.7.11	O	O		
7	Connection identity	7.7.12	O	I		
8	Facility	7.7.15	X			
9	Progress Indicator	7.7.31	X			
10	Display	7.5.5	X			
11	Signal	7.6.8	X			
12	Feature indicate	7.7.17	X			
13	Terminal capability	7.7.41	O	I		
14	Transit delay	7.7.42	O	I		
15	Window size	7.7.43	O	I		
16	IWU-to-IWU	7.7.23	O	I		
17	IWU-PACKET	7.7.22	O	I		

Table C.14A: CC-ALERTING

Item no.	Name of information element	Reference	Receipt (F to P)			
			Status	Support	Value	
					Allowed	Supported
1	Protocol Discriminator (PD)	7.2	M		3	
2	Transaction Identifier (TI)	7.3	M		8 to 14, ext	
3	Message Type (MI)	7.4.1	M		1	
4	IWU attributes	7.7.21	O	O		
5	Call attributes	7.7.5	O	I		
6	Connection attributes	7.7.11	O	O		
7	Connection identity	7.7.12	O	I		
8	Facility	7.7.15	O	I		
9	Progress Indicator	7.7.31	O	M		

Item no.	Name of information element	Reference	Receipt (F to P)			
10	Display	7.5.5	O	I		
11	Signal	7.6.8	O	I		
12	Feature indicate	7.7.17	O	C8		
13	Terminal capability	7.7.41	X			
14	Transit delay	7.7.42	O	I		
15	Window size	7.7.43	O	I		
16	IWU-to-IWU	7.7.23	O	I		
17	IWU-PACKET	7.7.22	O	I		

Table C.15: CC-CONNECT

Item no.	Name of information element	Reference	Sending (P to F)			
			Status	Support	Value	
					Allowed	Supported
1	Protocol Discriminator (PD)	7.2	M		3	
2	Transaction Identifier (TI)	7.3	M		8 to 14, ext	
3	Message Type (MI)	7.4.1	M		7	
3a	IWU attributes	7.7.21	O	O		
4	Call attributes	7.7.5	O	I		
5	Connection attributes	7.7.11	O	O		
6	Connection identity	7.7.12	O	I		
7	Facility	7.7.15	O	I		
8	Progress indicator	7.7.31	X			
9	Display	7.5.5	X			
10	Signal	7.6.8	X			
11	Feature indicate	7.7.17	X			
12	Terminal capability	7.7.41	O	I		
13	Transit delay	7.7.42	O	I		
14	Window size	7.7.43	O	M		
15	IWU-to-IWU	7.7.23	O	I		
16	IWU-PACKET	7.7.22	O	I		

Table C.15A: CC-CONNECT

Item no.	Name of information element	Reference	Receipt (F to P)			
			Status	Support	Value	
					Allowed	Supported
1	Protocol Discriminator (PD)	7.2	M		3	
2	Transaction Identifier (TI)	7.3	M		8 to 14, ext	
3	Message Type (MI)	7.4.1	M		7	
3a	IWU attributes	7.7.21	O	O		
4	Call attributes	7.7.5	O	I		
5	Connection attributes	7.7.11	O	O		
6	Connection identity	7.7.12	O	I		
7	Facility	7.7.15	O	I		
8	Progress indicator	7.7.31	O			
9	Display	7.5.5	O	I		
10	Signal	7.6.8	O	I		
11	Feature indicate	7.7.17	O	C8		
12	Terminal capability	7.7.41	X			
13	Transit delay	7.7.42	O	I		
14	Window size	7.7.43	O	M		
15	IWU-to-IWU	7.7.23	O	I		
16	IWU-PACKET	7.7.22	O	I		

Table C.16: CC-CONNECT-ACKnowledge

Item no.	Name of information element	Reference	Receipt (F to P)			
			Status	Support	Value	
					Allowed	Supported
1	Protocol Discriminator (PD)	7.2	M		3	
2	Transaction Identifier (TI)	7.3	M		8 to 14, ext	
3	Message Type (MI)	7.4.1	M		15	
4	Display	7.5.5	O	I		
5	Feature indicate	7.7.17	O	C8		
6	IWU-to-IWU	7.7.23	O	I		
7	IWU-PACKET	7.7.22	O	I		

Table C.17: CC-RELEASE

Item no.	Name of information element	Reference	Sending (P to F)			
			Status	Support	Value	
					Allowed	Supported
1	Protocol Discriminator (PD)	7.2	M		3	
2	Transaction Identifier (TI)	7.3	M		0 to 6, 8 to 14, ext	
3	Message Type (MI)	7.4.1	M		77	
4	Release reason	7.6.7	O	C13		
5	Facility	7.7.15	X			
6	Display	7.5.5	X			
7	Feature indicate	7.7.17	X			
8	IWU-to-IWU	7.7.23	O	I		
9	IWU-PACKET	7.7.22	O	I		

Table C.17A: CC-RELEASE

Item no.	Name of information element	Reference	Receipt (F to P)			
			Status	Support	Value	
					Allowed	Supported
1	Protocol Discriminator (PD)	7.2	M		3	
2	Transaction Identifier (TI)	7.3	M		0 to 6, 8 to 14, ext	
3	Message Type (MI)	7.4.1	M		77	
4	Release reason	7.6.7	O	C13		
5	Facility	7.7.15	O	I		
6	Display	7.5.5	O	I		
7	Feature indicate	7.7.17	O	C8		
8	IWU-to-IWU	7.7.23	O	I		
9	IWU-PACKET	7.7.22	O	I		



Table C.18: CC-RELEASE-COMplete

Item no.	Name of information element	Reference	Sending (P to F)			
			Status	Support	Value	
					Allowed	Supported
1	Protocol Discriminator (PD)	7.2	M		3	
2	Transaction Identifier (TI)	7.3	M		0 to 6, 8 to 14, ext	
3	Message Type (MI)	7.4.1	M		90	
4	Release reason	7.6.7	OM	C13		
5	Identity type	7.7.19	X			
6	Location area	7.7.25	X			
7	IWU attributes	7.7.21	O	C11o		
8	Facility	7.7.15	X			
9	Display	7.5.5	X			
10	Feature indicate	7.7.17	X			
11	Network parameter	7.7.29	X			
12	IWU-to-IWU	7.7.23	O	I		
13	IWU-PACKET	7.7.22	O	I		

Table C.18A: CC-RELEASE-COMplete

Item no.	Name of information element	Reference	Receipt (F to P)			
			Status	Support	Value	
					Allowed	Supported
1	Protocol Discriminator (PD)	7.2	M		3	
2	Transaction Identifier (TI)	7.3	M		0 to 6, 8 to 14, ext	
3	Message Type (MI)	7.4.1	M		90	
4	Release reason	7.6.7	O	C13		
5	Identity type	7.7.19	O	I		
6	Location area	7.7.25	O	I		
7	IWU attributes	7.7.21	O	C11o		
8	Facility	7.7.15	O	I		
9	Display	7.5.5	O	I		
10	Feature indicate	7.7.17	O	C8		
11	Network parameter	7.7.29	O	I		
12	IWU-to-IWU	7.7.23	O	I		
13	IWU-PACKET	7.7.22	O	I		

Table C.19: CC-SERVICE-CHANGE

Item no.	Name of information element	Reference	Sending (P to F)			
			Status	Support	Value	
					Allowed	Supported
1	Protocol Discriminator (PD)	7.2	M		3	
2	Transaction Identifier (TI)	7.3	M		0 to 6, 8 to 14, ext	
3	Message Type (MI)	7.4.1	M		32	
3a	IWU attributes	7.7.21	O	C11o		
4	Portable identity	7.7.30	M			
5	Service change Info	7.7.38	M			
6	Repeat indicator	7.6.3	O	I		
7	Connection attributes	7.7.11	O	O		
8	Connection identity	7.7.12	O	I		

Table C.19A: CC-SERVICE-CHANGE

Item no.	Name of information element	Reference	Receipt (F to P)			
			Status	Support	Value	
					Allowed	Supported
1	Protocol Discriminator (PD)	7.2	M		3	
2	Transaction Identifier (TI)	7.3	M		0 to 6, 8 to 14, ext	
3	Message Type (MI)	7.4.1	M		32	
3a	IWU attributes	7.7.21	O	C11m		
4	Portable identity	7.7.30	M			
5	Service change Info	7.7.38	M			
6	Repeat indicator	7.6.3	O	I		
7	Connection attributes	7.7.11	O	O		
8	Connection identity	7.7.12	O	I		

Table C.20: CC-SERVICE-ACCEPT

Item no.	Name of information element	Reference	Sending (P to F)			
			Status	Support	Value	
					Allowed	Supported
1	Protocol Discriminator (PD)	7.2	M		3	
2	Transaction Identifier (TI)	7.3	M		0 to 6, 8 to 14, ext	
3	Message Type (MI)	7.4.1	M		33	
3a	IWU attributes	7.7.21	O	C11o		
4	Connection identity	7.7.12	O			

Table C.20A: CC-SERVICE-ACCEPT

Item no.	Name of information element	Reference	Receipt (F to P)			
			Status	Support	Value	
					Allowed	Supported
1	Protocol Discriminator (PD)	7.2	M		3	
2	Transaction Identifier (TI)	7.3	M		0 to 6, 8 to 14, ext	
3	Message Type (MI)	7.4.1	M		33	
3a	IWU attributes	7.7.21	O	C11m		
4	Connection identity	7.7.12	O			

Table C.21: CC-SERVICE-REJECT

Item no.	Name of information element	Reference	Sending (P to F)			
			Status	Support	Value	
					Allowed	Supported
1	Protocol Discriminator (PD)	7.2	M		3	
2	Transaction Identifier (TI)	7.3	M		0-6,8-14,ext	
3	Message Type (MI)	7.4.1	M		35	
4	Release reason	7.6.7	O			
5	IWU attributes	7.7.21	O	C11o		
6	Connection attributes	7.7.11	O			

Table C.21A: CC-SERVICE-REJECT

Item no.	Name of information element	Reference	Receipt (F to P)			
			Status	Support	Value	
					Allowed	Supported
1	Protocol Discriminator (PD)	7.2	M		3	
2	Transaction Identifier (TI)	7.3	M		0 to 6, 8 to 14, ext	
3	Message Type (MI)	7.4.1	M		35	
4	Release reason	7.6.7	M			
5	IWU attributes	7.7.21	O	C11m		
6	Connection attributes	7.7.11	O			

Table C.22: CC-NOTIFY

Item no.	Name of information element	Reference	Receipt (F to P)			
			Status	Support	Value	
					Allowed	Supported
1	Protocol Discriminator (PD)	7.2	M		3	
2	Transaction Identifier (TI)	7.3	M		0 to 6, 8 to 14, ext	
3	Message Type (MI)	7.4.1	M		110	
4	Timer restart	7.6.9	O	M		

### C.2.3.2 Mobility management messages

Table C.23: MM message support

Supported messages						
Item no.	Name	Reference	Sending (P to F)		Receipt (F to P)	
			Protocol Status	Profile Status	Protocol Status	Profile Status
1	ACCESS-RIGHTS-ACCEPT	6.3.6.1	X		O	M
2	ACCESS-RIGHTS-REJECT	6.3.6.2	X		O	M
3	ACCESS-RIGHTS-REQUEST	6.3.6.3	O	M	X	
4	ACCESS-RIGHTS-TERMINATE-ACCEPT	6.3.6.4	O	M	X	
5	ACCESS-RIGHTS-TERMINATE-REJECT	6.3.6.5	O	M	X	
6	ACCESS-RIGHTS-TERMINATE-REQUEST	6.3.6.6	X		O	M
7	AUTHentication-REJECT	6.3.6.7	M		O	O
8	AUTHentication-REPLY	6.3.6.8	M		O	O
9	AUTHentication-REQUEST	6.3.6.9	O	O	M	
10	CIPHER-REJECT	6.3.6.10	O	C9	O	C4
11	CIPHER-REQUEST	6.3.6.11	X		O	C9
12	CIPHER-SUGGEST	6.3.6.12	O	C4	X	
13	DETACH	6.3.6.13	O	I	X	
14	IDENTITY-REPLY	6.3.6.14	O	M	X	
15	IDENTITY-REQUEST	6.3.6.15	X		O	M
16	KEY-ALLOCATE	6.3.6.16	X		O	M
17	LOCATE-ACCEPT	6.3.6.17	X		O	M
18	LOCATE-REJECT	6.3.6.18	X		O	M
19	LOCATE-REQUEST	6.3.6.19	O	M	X	
20	MM-INFO-ACCEPT	6.3.6.20	X		O	I
21	MM-INFO-REJECT	6.3.6.21	X		O	I
22	MM-INFO-REQUEST	6.3.6.22	O	I	X	
23	MM-INFO-SUGGEST	6.3.6.23	X		O	M
24	TEMPORARY-IDENTITY-ASSIGN	6.3.6.24	X		O	M

Supported messages						
Item no.	Name	Reference	Sending (P to F)		Receipt (F to P)	
			Protocol Status	Profile Status	Protocol Status	Profile Status
25	TEMPORARY-IDENTITY-ASSIGN-ACKnowledge	6.3.6.25	O	M	X	
26	TEMPORARY-IDENTITY-ASSIGN-REject	6.3.6.26	O	M	X	

Table C.24: ACCESS-RIGHTS-ACCEPT

Item no.	Name of information element	Reference	Receipt (F to P)			
			Status	Support	Value	
					Allowed	Supported
1	Protocol Discriminator (PD)	7.2	M		5	
2	Transaction Identifier (TI)	7.3	M		8	
3	Message Type (MI)	7.4.1	M		69	
4	Portable identity	7.7.30	M			
5	Repeat indicator	7.6.3	O	I		
6	Fixed identity (PARK)	7.7.18	M			
7	Location area	7.7.25	O	I		
8	Auth-type	7.7.4	O	I		
9	Cipher-info	7.7.10	O	I		
10	ZAP field	7.7.44	O	M		
11	Service class	7.7.39	O	M		
12	IWU-to-IWU	7.7.23	O	I		

Table C.25: ACCESS-RIGHTS-REJECT

Item no.	Name of information element	Reference	Receipt (F to P)			
			Status	Support	Value	
					Allowed	Supported
1	Protocol Discriminator (PD)	7.2	M		5	
2	Transaction Identifier (TI)	7.3	M		8	
3	Message Type (MI)	7.4.1	M		71	
4	Reject reason	7.7.34	O	I		
5	Duration	7.7.13	O	I		

Table C.26: ACCESS-RIGHTS-REQUEST

Item no.	Name of information element	Reference	Sending (P to F)			
			Status	Support	Value	
					Allowed	Supported
1	Protocol Discriminator (PD)	7.2	M		5	
2	Transaction Identifier (TI)	7.3	M		8	
3	Message Type (MI)	7.4.1	M		68	
4	Portable identity	7.7.30	M			
5	Auth-type	7.7.4	M			
6	Cipher-info	7.7.10	O	I		
7	Terminal Capability	7.7.41	O	M		
8	IWU-to-IWU	7.7.23	O	I		

**Table C.27: ACCESS-RIGHTS-TERMINATE-ACCEPT**

Item no.	Name of information element	Reference	Sending (P to F)			
			Status	Support	Value	
					Allowed	Supported
1	Protocol Discriminator (PD)	7.2	M		5	
2	Transaction Identifier (TI)	7.3	M		8	
3	Message Type (MI)	7.4.1	M		73	

**Table C.27A: ACCESS-RIGHTS-TERMINATE-ACCEPT**

Item no.	Name of information element	Reference	Receipt (F to P)			
			Status	Support	Value	
					Allowed	Supported
1	Protocol Discriminator (PD)	7.2	M	I	5	
2	Transaction Identifier (TI)	7.3	M	I	8	
3	Message Type (MI)	7.4.1	M	I	73	

**Table C.28: ACCESS-RIGHTS-TERMINATE-REJECT**

Item no.	Name of information element	Reference	Sending (P to F)			
			Status	Support	Value	
					Allowed	Supported
1	Protocol Discriminator (PD)	7.2	M		5	
2	Transaction Identifier (TI)	7.3	M		8	
3	Message Type (MI)	7.4.1	M		75	
4	Reject reason	7.7.34	O	I		
5	Duration	7.7.13	X			

**Table C.28A: ACCESS-RIGHTS-TERMINATE-REJECT**

Item no.	Name of information element	Reference	Receipt (F to P)			
			Status	Support	Value	
					Allowed	Supported
1	Protocol Discriminator (PD)	7.2	M		5	
2	Transaction Identifier (TI)	7.3	M		8	
3	Message Type (MI)	7.4.1	M		75	
4	Reject reason	7.7.34	O	I		
5	Duration	7.7.13	O	I		

**Table C.29: ACCESS-RIGHTS-TERMINATE-REQUEST**

Item no.	Name of information element	Reference	Sending (P to F)			
			Status	Support	Value	
					Allowed	Supported
1	Protocol Discriminator (PD)	7.2	M		5	
2	Transaction Identifier (TI)	7.3	M		0	
3	Message Type (MI)	7.4.1	M		72	
4	Portable identity	7.7.30	M	I		
5	Repeat indicator	7.6.3	O	I		
6	Fixed identity (PARKs)	7.7.18	O	I		
7	IWU-to-IWU	7.7.23	O	I		

Table C.29A: ACCESS-RIGHTS-TERMINATE-REQUEST

Item no.	Name of information element	Reference	Receipt (F to P)			
			Status	Support	Value	
					Allowed	Supported
1	Protocol Discriminator (PD)	7.2	M		5	
2	Transaction Identifier (TI)	7.3	M		0	
3	Message Type (MI)	7.4.1	M		72	
4	Portable identity	7.7.30	M			
5	Repeat indicator	7.6.3	O	I		
6	Fixed identity (PARKs)	7.7.18	O	M		
7	IWU-to-IWU	7.7.23	O	I		

Table C.30: AUTHentication-REJECT

Item no.	Name of information element	Reference	Sending (P to F)			
			Status	Support	Value	
					Allowed	Supported
1	Protocol Discriminator (PD)	7.2	M		5	
2	Transaction Identifier (TI)	7.3	M		8	
3	Message Type (MI)	7.4.1	M		67	
4	Repeat indicator	7.6.3	O	I		
5	Auth-type	7.7.4	O	I		
6	Reject reason	7.7.34	O	I		

Table C.30A: AUTHentication-REJECT

Item no.	Name of information element	Reference	Receipt (F to P)			
			Status	Support	Value	
					Allowed	Supported
1	Protocol Discriminator (PD)	7.2	M		5	
2	Transaction Identifier (TI)	7.3	M		8	
3	Message Type (MI)	7.4.1	M		67	
4	Repeat indicator	7.6.3	O	I		
5	Auth-type	7.7.4	O	I		
6	Reject reason	7.7.34	O	I		

Table C.31: AUTHentication-REPLY

Item no.	Name of information element	Reference	Sending (P to F)			
			Status	Support	Value	
					Allowed	Supported
1	Protocol Discriminator (PD)	7.2	M		5	
2	Transaction Identifier (TI)	7.3	M		8	
3	Message Type (MI)	7.4.1	M		65	
4	RES	7.7.35	M			
5	RS	7.7.36	X			
6	ZAP field	7.7.44	O	M		
7	Service class	7.7.39	O	M		
8	Key	7.7.24	O	I		
9	IWU-to-IWU	7.7.23	O	I		

Table C.31A: AUTHentication-REPLY

Item no.	Name of information element	Reference	Sending (P to F)			
			Status	Support	Value	
					Allowed	Supported
1	Protocol Discriminator (PD)	7.2	M		5	
2	Transaction Identifier (TI)	7.3	M		8	
3	Message Type (MI)	7.4.1	M		65	
4	RES	7.7.35	M			
5	RS	7.7.36	O	M		
6	ZAP field	7.7.44	X			
7	Service class	7.7.39	X			
8	Key	7.7.24	X			
9	IWU-to-IWU	7.7.23	O	I		

Table C.32: AUTHentication-REQUEST

Item no.	Name of information element	Reference	Sending (P to F)			
			Status	Support	Value	
					Allowed	Supported
1	Protocol Discriminator (PD)	7.2	M		5	
2	Transaction Identifier (TI)	7.3	M		0	
3	Message Type (MI)	7.4.1	M		64	
4	Auth-type	7.7.4	M			
5	RAND	7.7.32	M			
6	RES	7.7.35	O	I		
7	RS	7.7.36	X			
8	Cipher info	7.7.10	O	I		
9	IWU-to-IWU	7.7.23	O	I		

Table C.32A: AUTHentication-REQUEST

Item no.	Name of information element	Reference	Receipt (F to P)			
			Status	Support	Value	
					Allowed	Supported
1	Protocol Discriminator (PD)	7.2	M		5	
2	Transaction Identifier (TI)	7.3	M		0	
3	Message Type (MI)	7.4.1	M		64	
4	Auth-type	7.7.4	M			
5	RAND	7.7.32	M			
6	RES	7.7.35	X			
7	RS	7.7.36	O	M		
8	Cipher info	7.7.10	O	I		
9	IWU-to-IWU	7.7.23	O	I		

Table C.33: CIPHER-REJECT

Item no.	Name of information element	Reference	Sending (P to F)			
			Status	Support	Value	
					Allowed	Supported
1	Protocol Discriminator (PD)	7.2	M		5	
2	Transaction Identifier (TI)	7.3	M		8	
3	Message Type (MI)	7.4.1	M		79	
4	Repeat indicator	7.6.3	O	I		
5	Cipher info	7.7.10	O	I		
6	Reject reason	7.7.34	O	I		

Table C.33A: CIPHER-REJECT

Item no.	Name of information element	Reference	Receipt (F to P)			
			Status	Support	Value	
					Allowed	Supported
1	Protocol Discriminator (PD)	7.2	M		5	
2	Transaction Identifier (TI)	7.3	M		8	
3	Message Type (MI)	7.4.1	M		79	
4	Repeat indicator	7.6.3	O	I		
5	Cipher info	7.7.10	O	I		
6	Reject reason	7.7.34	O	I		

Table C.34: CIPHER-REQUEST

Item no.	Name of information element	Reference	Receipt (F to P)			
			Status	Support	Value	
					Allowed	Supported
1	Protocol Discriminator (PD)	7.2	M		5	
2	Transaction Identifier (TI)	7.3	M		0	
3	Message Type (MI)	7.4.1	M		76	
4	Cipher info	7.7.10	M			
5	Call identity	7.7.6	O	I		
6	Connection identity	7.7.12	O	I		
7	IWU-to-IWU	7.7.23	O	I		

Table C.35: CIPHER-SUGGEST

Item no.	Name of information element	Reference	Sending (P to F)			
			Status	Support	Value	
					Allowed	Supported
1	Protocol Discriminator (PD)	7.2	M		5	
2	Transaction Identifier (TI)	7.3	M		0	
3	Message Type (MI)	7.4.1	M		78	
4	Cipher info	7.7.10	M			
5	Call identity	7.7.6	O	I		
6	Connection identity	7.7.12	O	I		
7	IWU-to-IWU	7.7.23	O	I		

Table C.36: IDENTITY-REPLY

Item no.	Name of information element	Reference	Sending (P to F)			
			Status	Support	Value	
					Allowed	Supported
1	Protocol Discriminator (PD)	7.2	M		5	
2	Transaction Identifier (TI)	7.3	M		8	
3	Message Type (MI)	7.4.1	M		89	
4	Repeat Indicator	7.6.3	O	O		
5	Portable identity	7.7.30	O	M		
6	Repeat Indicator	7.6.3	O	I		
7	Fixed identity	7.7.18	O	M		
8	Repeat Indicator	7.6.3	O	I		
9	NWK assigned identity	7.7.28	O	I		
10	IWU-to-IWU	7.7.23	O	I		



Table C.37: IDENTITY-REQUEST

Item no.	Name of information element	Reference	Receipt (F to P)			
			Status	Support	Value	
					Allowed	Supported
1	Protocol Discriminator (PD)	7.2	M		5	
2	Transaction Identifier (TI)	7.3	M		0	
3	Message Type (MI)	7.4.1	M		88	
4	Repeat indicator	7.6.3	O	I		
5	Identity type	7.7.19	M			
6	IWU-to-IWU	7.7.23	O	I		

Table C.38: KEY-ALLOCATE

Item no.	Name of information element	Reference	Receipt (F to P)			
			Status	Support	Value	
					Allowed	Supported
1	Protocol Discriminator (PD)	7.2	M		5	
2	Transaction Identifier (TI)	7.3	M		0	
3	Message Type (MI)	7.4.1	M		66	
4	Allocation type	7.7.2	M			
5	Rand	7.7.32	M			
6	RS	7.7.36	M			

Table C.39: LOCATE-ACCEPT

Item no.	Name of information element	Reference	Receipt (F to P)			
			Status	Support	Value	
					Allowed	Supported
1	Protocol Discriminator (PD)	7.2	M		5	
2	Transaction Identifier (TI)	7.3	M		8	
3	Message Type (MI)	7.4.1	M		85	
4	Portable identity	7.7.30	M			
5	Location area	7.7.25	M			
6	NWK assigned identity	7.7.28	O	I		
7	Duration	7.7.13	O	I		
8	IWU-to-IWU	7.7.23	O	I		

Table C.40: LOCATE-REJECT

Item no.	Name of information element	Reference	Receipt (F to P)			
			Status	Support	Value	
					Allowed	Supported
1	Protocol Discriminator (PD)	7.2	M		5	
2	Transaction Identifier (TI)	7.3	M		8	
3	Message Type (MI)	7.4.1	M		87	
4	Reject reason	7.7.34	O	I		
5	Duration	7.7.13	O	I		

Table C.41: LOCATE-REQUEST

Item no.	Name of information element	Reference	Sending (P to F)			
			Status	Support	Value	
					Allowed	Supported
1	Protocol Discriminator (PD)	7.2	M		5	
2	Transaction Identifier (TI)	7.3	M		0	
3	Message Type (MI)	7.4.1	M		84	
4	Portable identity	7.7.30	M			
5	Fixed identity	7.7.18	O	M		
6	Location area	7.7.25	O	M		
7	NWK assigned identity	7.7.28	O	I		
8	Cipher info	7.7.10	O	I		
9	Setup capability	7.7.40	O	I		
10	Terminal capability	7.7.41	O	M		
11	IWU-to-IWU	7.7.23	O	I		

Table C.42: MM-INFO-SUGGEST

Item no.	Name of information element	Reference	Receipt (F to P)			
			Status	Support	Value	
					Allowed	Supported
1	Protocol Discriminator (PD)	7.2	M		5	
2	Transaction Identifier (TI)	7.3	M		0	
3	Message Type (MI)	7.4.1	M		82	
4	Info type	7.7.20	M			
5	Fixed identity	7.7.18	O	I		
6	Location area	7.7.25	O	I		
7	NWK assigned identity	7.7.28	O	I		
8	Network parameter	7.7.29	O	I		
9	IWU-to-IWU	7.7.23	O	I		

Table C.43: TEMPORARY-IDENTITY-ASSIGN-ACKnowledge

Item no.	Name of information element	Reference	Sending (P to F)			
			Status	Support	Value	
					Allowed	Supported
1	Protocol Discriminator (PD)	7.2	M		5	
2	Transaction Identifier (TI)	7.3	M		0,8	
3	Message Type (MI)	7.4.1	M		93	

### C.2.3.3 Link control entity messages

Table C.44: LCE message support

Supported messages						
Item no.	Name	Reference	Sending (P to F)		Receipt (F to P)	
			Protocol Status	Profile Support	Protocol Status	Profile Support
1	LCE-PAGE-RESPONSE	6.3.7.1	M		X	
2	LCE-PAGE-REJECT	6.3.7.2	X		M	
3	LCE-REQUEST-PAGE-B-format	6.4.2	X		M	

Table C.45: LCE-PAGE-RESPONSE

Item no.	Name of information element	Reference	Sending (P to F)			
			Status	Support	Value	
					Allowed	Supported
1	Protocol Discriminator (PD)	7.2	M		0	
2	Transaction Identifier (TI)	7.3	M		0	
3	Message Type (MI)	7.4.1	M		113	
4	Portable identity	7.7.30	M			
5	Fixed identity	7.7.18	O	M		
6	NWK assigned identity	7.7.28	O	I		
7	Cipher info	7.7.10	O	I		

Table C.46: LCE-PAGE-REJECT

Item no.	Name of information element	Reference	Receipt (F to P)			
			Status	Support	Value	
					Allowed	Supported
1	Protocol Discriminator (PD)	7.2	M		0	
2	Transaction Identifier (TI)	7.3	M		8	
3	Message Type (MI)	7.4.1	M		114	
4	Portable identity	7.7.30	M			
6	Fixed identity	7.7.18	O	I		
7	Reject reason	7.7.34	O	I		

Table C.47: LCE-REQUEST-PAGE-B-format

Item no.	Name of information element	Reference	Receipt (F to P)			
			Status	Support	Value	
					Allowed	Supported
1	LCE header	8.2.1	M		0,3-7	
2	Long address	8.2	M			
3	Short address	8.2	M			

## C.2.4 Information elements

The supplier of the implementation shall state whether or not each information element for each message specified by EN 300 175-5 [5] are supported. The supplier shall indicate the type, value(s) and range(s), of each information element. The supplier shall indicate the status of support for sending and receiving each information element in each message.

Table C.48: Information element support

Supported information elements						
Item no.	Name	Reference	Sending (P to F)		Receipt (F to P)	
			Protocol Status	Profile Support	Protocol Status	Profile Support
0	Codeset shift	7.5.3 to 7.5.4	O	I	O	I
1	Sending complete	7.6.2	O	I	O	I
2	Delimiter request	7.6.2	X		O	
3	Repeat indicator (non prioritized)	7.6.3	O	O	O	O
4	Repeat indicator (prioritized)	7.6.3	O	O	O	O
5	Basic service	7.6.4	O	M	O	M
6	Single-display	7.6.5	X		O	I
7	Single-keypad	7.6.6	O	M	X	
8	Release-reason	7.6.7	O	M	O	M
9	Signal	7.6.8	X		O	M

Supported information elements						
Item no.	Name	Reference	Sending (P to F)		Receipt (F to P)	
			Protocol Status	Profile Support	Protocol Status	Profile Support
10	Timer restart	7.6.9	X		M	
11	Test Hook Control	7.6.10	X		O	I
12	Allocation type	7.7.2	X		M	
13	Alphanumeric	7.7.3	O	I	O	I
14	Auth-type	7.7.4	M		M	
15	Call attributes	7.7.5	O	M	O	M
16	Call identity	7.7.6	O	I	O	I
17	Called party number	7.7.7	O	C7o	O	I
18	Called party subaddress	7.7.8	O	I	O	I
19	Calling party number	7.7.9	O	I	O	I
20	Cipher info	7.7.10	O	C4 OR C9	O	C4 OR C9
21	Connection attributes	7.7.11	O	I	O	I
22	Connection identity	7.7.12	O	M	O	M
23	Duration	7.7.13	X		O	I
24	End-to-end compatibility	7.7.14	O	I	O	I
25	Facility	7.7.15	O	I	O	I
26	Feature activate	7.7.16	O	C8	X	
27	Feature indicate	7.7.17	X		O	C8
28	Fixed identity	7.7.18	M		M	
29	Identity type	7.7.19	X		M	
30	Info type	7.7.20	O	I	O	I
31	IWU attributes	7.7.21	O	M	O	M
32	IWU PACKET	7.7.22	O	I	O	I
33	IWU to IWU	7.7.23	O	I	O	I
34	Key	7.7.24	O	C4	X	
35	Location area	7.7.25	O	I	O	M
36	Multi-display	7.7.26	X		O	I
37	Multi-keypad	7.7.27	O	M	X	
38	Network assigned identity	7.7.28	O	I	O	I
39	Network parameter	7.7.29	O	I	O	I
40	Portable identity	7.7.30	M		M	
41	Progress indicator	7.7.31	X		O	I
42	Rand	7.7.32	M		M	
43	Rate Parameters	7.7.33	O	I	O	I
44	Reject reason	7.7.34	O	I	O	I
45	RES	7.7.35	M		M	
46	RS	7.7.36	X		M	
47	Segmented info	7.7.37	O	I	O	I
48	Service change info	7.7.38	O	M	O	M
49	Service class	7.7.39	O	I	O	I
50	Setup capability	7.7.40	O	I	X	
51	Terminal capability	7.7.41	O	M	X	
52	Transit delay	7.7.42	O	I	O	I
53	Window size	7.7.43	O	M	O	M
54	ZAP field	7.7.44	O	M	O	M

Table C.49: Escape support

Supported escape elements						
Item no.	Name	Reference	Sending (P to F)		Receipt (F to P)	
			Protocol Status	Profile Support	Protocol Status	Profile Support
1	Escape for non-standard codeset	7.5.2 to 7.5.3	O	I	O	I
2	Escape (fixed length)	7.6.1	-	I	-	I
3	Escape to proprietary (variable length)	7.7.1	O	I	O	I
4	Escape for extension (variable length)	7.7.1	O	I	O	I

## C.2.4.1 Fixed length information element support

Table C.50: Repeat indicator (non prioritized list) implemented

Supported parameters						
Field no.	Name of fields	Reference	Protocol Status	Supp	Values	
					Allowed	Supported
1	Identifier of repeat indicator	7.6.1	M		5	
2	Repeat indicator	7.6.3	M		1	

Table C.51: Repeat indicator (prioritized list) implemented

Supported parameters						
Field no.	Name of fields	Reference	Protocol Status	Supp	Values	
					Allowed	Supported
1	Identifier of repeat indicator	7.6.1	M		5	
2	Repeat indicator	7.6.3	M		2	

Table C.52: Basic service implemented

Supported parameters						
Field no.	Name of fields	Reference	Protocol Status	Supp	Values	
					Allowed	Supported
1	Identifier for double octet	7.6.1	M		6	
2	2nd-ID of basic service of fixed length	7.6.1	M		0	
3	Call class	7.6.4	M		0, 2, 4	0
4	Basic service	7.6.4	M		0, 15	15

Table C.53: Release-reason implemented

Supported parameters						
Field no.	Name of fields	Reference	Protocol Status	Supp	Values	
					Allowed	Supported
1	Identifier for double octet	7.6.1	M		6	
2	2nd-ID of release reason	7.6.1	M		2	
3	Release reason code	7.6.7	M		00 to 09, 0D to 0F, 10 to 15, 21 to 23, 31 to 34 (Hex)	0X-3X

Table C.54: Timer restart implemented

Supported parameters						
Field no.	Name of fields	Reference	Protocol Status	Supp	Values	
					Allowed	Supported
1	Identifier for double octet	7.6.1	M		6	
2	2nd-ID of timer restart of fixed length	7.6.1	M		5	
3	Restart value	7.6.9	M		0	

## C.2.4.2 Variable length information element support

Table C.55: Allocation type implemented

Supported parameters						
Field no.	Name of fields	Reference	Protocol Status	Supp	Values	
					Allowed	Supported
1	ID of allocation type	7.7.1	M		11	
2	Length of Contents (L)	7.7.2	M		2	
3	Authentication algorithm identifier	7.7.2	M		1	
4	User Authentication Key (UAK) number	7.7.2	M		0 to 15	
5	Authentication Code (AC) number	7.7.2	M		0 to 15	

Table C.56: General Auth-type implemented

Supported parameters						
Field no.	Name of fields	Reference	Protocol status	Profile status	Values	
					Protocol allowed	Profile allowed
1	ID of Auth-type	7.7.1	M		10	
2	Length of Contents (L)	7.7.4	M		3 to 4	
3	Authentication algorithm identifier	7.7.4	M		1, 64, 172	1
4	Proprietary algorithm identifier	7.7.4	O	I	0 to 255	
5	Authentication key type	7.7.4	M		1, 3, 4	
6	Authentication key number	7.7.4	M		0 to 15	8
7	INCRement bit	7.7.4	M		0, 1	
8	TXC bit	7.7.4	M		0, 1	0
9	UPC bit	7.7.4	M		0, 1	
10	Cipher key number	7.7.4	O		0 to 15	0, 8

Table C.57: Called party number implemented

Supported parameters						
Field no.	Name of fields	Reference	Protocol Status	Supp	Values	
					Allowed	Supported
1	ID of called party number	7.7.1	M		112	
2	Length of Contents (L)	7.7.7	M		2 to 255	
3	Number type	7.7.7	M		0 to 4, 6	
4	Numbering plan identification	7.7.7	M		0, 1, 3, 8, 9	
5	Called party address(the first DECT character)	7.7.7	M		00, 02, 03, 05 to 0F, 11 to 14, 16, 19 to 1B, 20 to 7F (HEX)	
6	Called party address(list of the rest DECT character)	7.7.7	M		00, 02, 03, 05 to 0F, 11 to 14, 16, 19 to 1B, 20 to 7F (HEX)	

Table C.58: Cipher info implemented

Supported parameters						
Field no.	Name of fields	Reference	Status	Supp	Values	
					Allowed	Supported
1	ID of cipher info of variable length	7.7.1	M		25	
2	Length of Contents (L)	7.7.10	M		2 to 3	
3	Enable ciphering	7.7.10	M		0, 1	
4	Cipher algorithm identifier	7.7.10	M		1, 127	1
5	Proprietary algorithm identifier	7.7.10	O	I	0 to 255	
6	Cipher key type	7.7.10	M		9, 10	9
7	Cipher key number	7.7.10	M		0 to 15	8

Table C.59: Connection attributes implemented

Supported parameters						
Field no.	Name of fields	Reference	Protocol Status	Supp	Values	
					Allowed	Supported
1	ID of connection attributes	7.7.1	M		23	
2	Length of Contents (L)	7.7.11	M		4 to 9	
3	Symmetry	7.7.11	M		1, 4 to 7	
4	Connection identity	7.7.11	M		0, 8 to 15	8 to 15
5	Target bearers (P => F direction)	7.7.11	M		0, 1 to 31	1 to 23
6	Minimum bearers (P => F direction)	7.7.11	O	O	0, 1 to 31	1 to 23
7	Target bearers (F => P direction)	7.7.11	O	C2	0, 1 to 31	1 to 23
8	Minimum bearers (F => P direction)	7.7.11	O	C2	0, 1 to 31	1 to 23
9	MAC slot size	7.7.11	M		0, 4, 5	4
10	MAC service (P => F direction)	7.7.11	M		0 to 3	3
11	MAC service (F => P direction)	7.7.11	O	C2	0 to 3	3
12	CF channel attributes (P => F direction)	7.7.11	M		0, 2 to 5	2
13	MAC packet life time (P =>F direction)	7.7.11	M		0, 8 to 15	8 to 15
14	CF channel attributes (F => P direction)	7.7.11	O	C2	0, 2 to 5	2
15	MAC packet life time (F =>P direction)	7.7.11	O	C2	0, 8 to 15	8 to 15

Table C.60: Feature indicate implemented

Supported parameters						
Field no.	Name of fields	Reference	Protocol Status	Supp	Values	
					Allowed	Supported
1	ID of feature indicate	7.7.1	M		57	
2	Length of Contents (L)	7.7.17	M		2 to 255	
3	Feature	7.7.17	M		1, 15, 32, 48, 66, 68, 71, 72, 96	60
4	Parameter	7.7.17	O	M	0 to 127	
5	Protocol Status indicator	7.7.17	M		128, 129, 131, 132, 134	
6	Component	7.7.17	O		0 to 255	
7	Component	7.7.17	O		0 to 255	

Table C.61: Feature - cost information indicate implemented

Supported parameters						
Field no.	Name of fields	Reference	Protocol Status	Supp	Values	
					Allowed	Supported
1	ID of feature indicate of variable length	7.7.1	M		57	
2	Length of Contents (L)	7.7.17	M		4 to 255	
3	Feature	7.7.17	M		96	
4	Parameter_1 for cost information	7.7.17	M		1, 3	
5	Parameter_2 for cost information	7.7.17	M		0 to 2	
6	Protocol Status indicator	7.7.17	M		128, 129, 131, 132, 134	
7	Charging component	7.7.17	M		1 to 14, 16 to 23	
8	Length	7.7.17	M		1 to 7	
9	Value	7.7.17	M		0 to 127	
10	Charging component	7.7.17	O	O	1 to 14, 16 to 23	
11	Length	7.7.17	O	O	1 to 7	
12	Value	7.7.17	O	O	0 to 127	

Table C.62: Identity type implemented

Supported parameters						
Field no.	Name of fields	Reference	Protocol Status	Supp	Values	
					Allowed	Supported
1	ID of identity type	7.7.1	M		2	
2	Length of Contents (L)	7.7.19	M		2	
3	Identity group	7.7.19	M		0, 1, 4, 15	
4	Type	7.7.19	M		0, 1, 16, 32, 116, 127	

Table C.63: Identity type (portable identity) implemented

Supported parameters						
Field no.	Name of fields	Reference	Protocol Status	Supp	Values	
					Allowed	Supported
1	ID of identity type	7.7.1	M		2	
2	Length of Contents (L)	7.7.19	M		2	
3	Identity group	7.7.19	M		0	
4	Type	7.7.19	M		0, 16, 32	

Table C.64: Identity type (fixed identity and PARK) implemented

Supported parameters						
Field no.	Name of fields	Reference	Protocol Status	Supp	Values	
					Allowed	Supported
1	ID of identity type	7.7.1	M		2	
2	Length of Contents (L)	7.7.19	M		2	
3	Identity group	7.7.19	M		4	
4	Type	7.7.19	M		0, 1, 32	



Table C.65: Identity type (network assigned identity) implemented

Supported parameters						
Field no.	Name of fields	Reference	Protocol Status	Supp	Values	
					Allowed	Supported
1	ID of identity type	7.7.1	M		2	
2	Length of Contents (L)	7.7.19	M		2	
3	Identity group	7.7.19	M		1	
4	Type	7.7.19	M		116, 127	

Table C.66: IWU attributes implemented

Supported parameters						
Field no.	Name of fields	Reference	Protocol Status	Supp	Values	
					Allowed	Supported
1	ID of IWU attributes of variable length	7.7.1	M		18	
2	Length of Contents (L)	7.7.21	M		4-	
3	Coding standard	7.7.21	M		0, 1	
4	Profile	7.7.21	M		0, 1, 2, 3, 4, 8, 9, 10, 11, 12	1
5	Negotiation indicator	7.7.21	M		0, 2, 4, 6	
6	Profile subtype	7.7.21	M		note	
7	IWU attributes information	7.7.21	O		note	

NOTE: The codings of the interworking service dependent fields shall be given in the interworking annexes.

Table C.67: Key implemented

Supported parameters						
Field no.	Name of fields	Reference	Protocol Status	Supp	Values	
					Allowed	Supported
1	ID of Key	7.7.1	M		86	
2	Length of Contents (L)	7.7.24	M		2 to 255	
3	Key type	7.7.24	M		144	
4	Key data	7.7.24	M		$0 - (2^{**}((254*8) - 1))$	

Table C.68: Location area implemented

Supported parameters						
Field no.	Name of fields	Reference	Protocol status	Profile status	Values	
					Protocol allowed	Profile allowed
1	ID of location area of variable length	7.7.1	M		7	
2	Length of Contents (L)	7.7.25	M		1, 2, 8	
3	Location Information (LI) type	7.7.25	M		1 to 3	1
4	Location area level	7.7.25	M		1 to 39	0 to 39
5	Extended Location Information (ELI)	7.7.25	O		7, 15	
6	GSM MCC	7.7.25	O		3 BCD digits	
7	GSM MNC	7.7.25	O		1 to 2 BCD digits	
8	GSM Location Area Code (LAC)	7.7.25	O		0 to 65 535	
9	GSM Cell Identity (CI)	7.7.25	O		0 to 65 535	

**Table C.69: Portable identity implemented**

Identity types supported				
Item no.	Type of portable identity	Reference	Protocol Status	Profile Support
1	International Portable User Identity (IPUI) type N	part 6: 6.2.1	M	
2	International Portable User Identity (IPUI) type M	part 6: 6.2.3	M	
3	International Portable User Identity (IPUI) type P	part 6: 6.2.5	M	
4	International Portable User Identity (IPUI) type Q	part 6: 6.2.6	M	
5	International Portable User Identity (IPUI) type R	part 6: 6.2.8	M	
6	International Portable User Identity (IPUI) type S	part 6: 6.2.2	M	
7	International Portable User Identity (IPUI) type T	part 6: 6.2.4	M	
8	International Portable User Identity (IPUI) type U	part 6: 6.2.7	M	
9	International Portable Part Equipment Identity (IPEI)	part 6: 10	M	
10	Default individual Temporary Portable part User Identity (TPUI)	part 6: 6.3	M	
11	Assigned individual TPUI	part 6: 6.3	M	
12	Connectionless group TPUI	part 6: 6.3	M	
13	Call group TPUI	part 6: 6.3	M	

**Table C.70: Portable identity - types of IPUI-N and IPEI**

Supported parameters						
Field no.	Name of fields	Reference	Protocol Status	Supp	Values	
					Allowed	Supported
1	ID of portable identity of variable length	7.7.1	M		5	
2	Length of contents (L)	7.5.1	M		7	
3	Type	7.7.30	M		0, 16	
4	Length of identity value	7.7.30	M		40	
5	Portable User Type (PUT)	part 6: 6.2.1	M		0	
6	PUN- EMC	part 6: 10	M		1 to 65 535	
7	PUN-PSN	part 6: 10	M		0 to 1 048 575	

**Table C.71: Portable identity - type of IPUI-M**

Supported parameters						
Field no.	Name of fields	Reference	Protocol Status	Supp	Values	
					Allowed	Supported
1	ID of portable identity of variable length	7.7.1	M		5	
2	Length of contents (L)	7.5.1	M		3 to 10	
3	Type	7.7.30	M		0	
4	Length of identity value	7.7.30	M		8 to 64, (mod 4)	
5	Portable User Type (PUT)	part 6: 7.3	M		1	
6	Portable User Number (PUN)	part 6: 6.2.3	M		0 - ((2**60) - 1)	

Table C.72: Portable identity - type of IPUI-P

Supported parameters						
Field no.	Name of fields	Reference	Protocol Status	Supp	Values	
					Allowed	Supported
1	ID of portable identity of variable length	7.7.1	M		5	
2	Length of contents (L)	7.5.1	M		5 to 15	
3	Type	7.7.30	M		0	
4	Length of identity value	7.7.30	M		24 to 100	
5	Portable User Type (PUT)	part 6: 7.3	M		2	
6	PUN-Public Operator Code	part 6: 6.2.5	M		1 - 65 535	
7	PUN-ACCcount number	part 6: 6.2.5	M		0 - ((2**80) - 1)	

Table C.73: Portable identity - type IPUI-Q

Supported parameters						
Field no.	Name of fields	Reference	Protocol Status	Supp	Values	
					Allowed	Supported
1	ID of portable identity of variable length	7.7.1	M		5	
2	Length of contents (L)	7.5.1	M		3 to 13	
3	Type	7.7.30	M		0	
4	Length of identity value	7.7.30	M		8 to 84	
5	Portable User Type (PUT)	part 6: 7.3	M		3	
6	PUN-BACN	part 6: 6.2.6	M		0 to 20 BCD digits	

Table C.74: Portable identity - type of IPUI-R

Supported parameters						
Field no.	Name of fields	Reference	Protocol Status	Supp	Values	
					Allowed	Supported
1	ID of portable identity of variable length	7.7.1	M		5	
2	Length of contents (L)	7.5.1	M		3 to 10	
3	Type	7.7.30	M		0	
4	Length of identity value	7.7.30	M		8 to 64, (mod 4)	
5	Portable User Type (PUT)	part 6: 7.3	M		4	
7	PUN-IMSI	part 6: 6.2.7	M		0 to 15 BCD digits	

Table C.75: Portable identity - type IPUI-S

Supported parameters						
Field no.	Name of fields	Reference	Protocol Status	Supp	Values	
					Allowed	Supported
1	ID of portable identity of variable length	7.7.1	M		5	
2	Length of contents (L)	7.5.1	M		3 to 10	
3	Type	7.7.30	M		0	
4	Length of identity value	7.7.30	M		8 to 64, (mod 4)	
5	Portable User Type (PUT)	part 6: 7.3	M		5	
6	PUN-ISDN / PSTN number	part 6: 6.2.2	M		0 to 15 BCD digits	

Table C.76: Portable identity - type of IPUI-T

Supported parameters						
Field no.	Name of fields	Reference	Protocol Status	Supp	Values	
					Allowed	Supported
1	ID of portable identity of variable length	7.7.1	M		5	
2	Length of contents (L)	7.5.1	M		5 to 10	
3	Type	7.7.30	M		0	
4	Length of identity value	7.7.30	M		24 to 64, (mod 4)	
5	PUT	part 6: 7.3	M		6	
6	PUN-EIC	part 6: 6.2.4	M		1 to 65 535	
7	PUN	part 6: 6.2.4	M		0 to 11 BCD digits	

Table C.77: Portable identity - type IPUI-U

Supported parameters						
Field no.	Name of fields	Reference	Protocol Status	Supp	Values	
					Allowed	Supported
1	ID of portable identity of variable length	7.7.1	M		5	
2	Length of contents (L)	7.5.1	M		3 to 13	
3	Type	7.7.30	M		0	
4	Length of identity value	7.7.30	M		84	
5	Portable User Type (PUT)	part 6: 7.3	M		7	
6	PUN-CACN	part 6: 6.2.7	M		0 to 20 BCD digits	

Table C.78: Portable identity - type default individual TPUI

Supported parameters						
Field no.	Name of fields	Reference	Protocol Status	Supp	Values	
					Allowed	Supported
1	ID of portable identity of variable length	7.7.1	M		5	
2	Length of contents (L)	7.5.1	M		5	
3	Type	7.7.30	M		32	
4	Length of identity value	7.7.30	M		20	
5	First 4 bit	part 6: 6.3	M		E (Hex)	
6	Last 16 bits of the least significant portion of IPUI	part 6: 6.3	M		0 to 65 535 or 4 BCD digits	

Table C.79: Portable identity - type assigned individual TPUI

Supported parameters						
Field no.	Name of fields	Reference	Protocol Status	Supp	Values	
					Allowed	Supported
1	ID of portable identity of variable length	7.7.1	M		5	
2	Length of contents (L)	7.5.1	M		5	
3	Type	7.7.30	M		32	
4	Length of identity value	7.7.30	M		20	
5	First 4 bit	part 6: 6.3	M		0 to B (Hex)	
6	Second 4 bit	part 6: 6.3	M		0 to B (Hex)	
7	Last 12 bit	part 6: 6.3	M		0 to 4095	

Table C.80: Portable identity - type connectionless group TPUI

Supported parameters						
Field no.	Name of fields	Reference	Protocol Status	Supp	Values	
					Allowed	Supported
1	ID of portable identity of variable length	7.7.1	M		5	
2	Length of contents (L)	7.5.1	M		5	
3	Type	7.7.30	M		32	
4	Length of identity value	7.7.30	M		20	
5	First 4 bit	part 6: 6.3	M		C (Hex)	
6	Second 4 bit	part 6: 6.3	M		C (Hex)	
7	Last 12 bit	part 6: 6.3	M		0 to 4095	

Table C.81: Portable identity - type call group TPUI

Supported parameters						
Field no.	Name of fields	Reference	Protocol Status	Supp	Values	
					Allowed	Supported
1	ID of portable identity of variable length	7.7.1	M		5	
2	Length of contents (L)	7.5.1	M		5	
3	Type	7.7.30	M		32	
4	Length of identity value	7.7.30	M		20	
5	First 4 bit	part 6: 6.3	M		D (Hex)	
6	Second 4 bit	part 6: 6.3	M		D (Hex)	
7	Last 12 bit	part 6: 6.3	M		0 to 4 095	

Table C.82: Rand implemented

Supported parameters						
Field no.	Name of fields	Reference	Protocol Status	Supp	Values	
					Allowed	Supported
1	ID of Rand	7.7.1	M		12	
2	Length of contents (L)	7.7.32	M		8 to 255	
3	Rand value	7.7.32	M		$0 - ((2^{**} 64)) - 1$	
4	Rand value	7.7.32	O		$0 - ((2^{**} 64)) - 1$	

Table C.83: Rate parameters implemented

Supported parameters						
Field no.	Name of fields	Reference	Protocol Status	Supp	Values	
					Allowed	Supported
1	ID of rate parameters	7.7.1	M		101	
2	Length of contents (L)	7.7.33	M		2 to 7	
3	Symmetry	7.7.33	M		0, 2	
4	Interleaving	7.7.33	M		0, 1	
5	Class of service	7.7.33	M		0, 2, 4 to 7	
6	Channel_1 rate (P => F)	7.7.33	M		0 to 4	
7	Channel_1 arrangement (P => F)	7.7.33	M		0 to 2, 8	
8	Channel_1 rate (F => P)	7.7.33	M		0 to 4	
9	Channel_1 arrangement (F => P)	7.7.33	M		0 to 2, 8	
10	Channel_2 rate (P => F)	7.7.33	M		0 to 4	
11	Channel_2 arrangement (P => F)	7.7.33	M		0 to 4	
12	Channel_2 rate (F => P)	7.7.33	M		0 to 2, 8	
13	Channel_2 arrangement (F => P)	7.7.33	M		0 to 4	
14	Channel_3 rate (P => F)	7.7.33	M		0 to 2, 8	
15	Channel_3 arrangement (P => F)	7.7.33	M		0 to 4	
16	Channel_3 rate (F => P)	7.7.33	M		0 to 4	
17	Channel_3 arrangement (F => P)	7.7.33	M		0 to 2, 8	

Table C.84: RES implemented

Supported parameters						
Field no.	Name of fields	Reference	Protocol Status	Supp	Values	
					Allowed	Supported
1	ID of RES	7.7.1	M		13	
2	Length of contents (L)	7.7.35	M		1 to 255	
3	RES value	7.7.35	M		$0 - ((2^{**}32) - 1)$	
4	RES value	7.7.35	O		$0 - ((2^{**}32) - 1)$	

Table C.85: RS implemented

Supported parameters						
Field no.	Name of fields	Reference	Protocol Status	Supp	Values	
					Allowed	Supported
1	ID of RS	7.7.1	M		14	
2	Length of contents (L)	7.7.36	M		1 to 255	
3	RS value	7.7.36	M		$0 - ((2^{**}64) - 1)$	
4	RS value	7.7.36	O		$0 - ((2^{**}64) - 1)$	

Table C.86: Service change info implemented

Supported parameters						
Field no.	Name of fields	Reference	Protocol Status	Supp	Values	
					Allowed	Supported
1	ID of service change info	7.7.1	M		22	
2	Length of contents (L)	7.7.38	M		2 to 3	
3	Coding standard	7.7.38	M		0	
4	Master (M)	7.7.38	M		0, 1	
5	Change mode	7.7.38	M		0, 1, 2, 4, 6, 8, 9, 10, 11, 12, 13, 15	0, 1, 2, 4, 5, 8, 9, 12
6	Extended change mode	7.7.38	O	X		
7	A attributes	7.7.38	M		0, 2, 3	
8	Reset (R)	7.7.38	M		0, 1	
9	B attributes	7.7.38	M		0, 2, 3	?

Table C.87: ZAP field implemented

Supported parameters						
Field no.	Name of fields	Reference	Protocol Status	Supp	Values	
					Allowed	Supported
1	ID of ZAP field	7.7.1	M		82	
2	Length of contents (L)	7.7.44	M		1	
3	ZAP value	7.7.44	M		0 to 15	

### C.2.4.3 B-Format message structure support

Table C.88: Short TPUI address of LCE-request paging message implemented

Supported parameters						
Field no.	Name of fields	Reference	Protocol Status	Supp	Values	
					Allowed	Supported
1	W-bit	8.2.1	M		0, 1	
2	LCE header	8.2.1	M		0, 3 to 7	
3	TPUI address (lowest 16 bits)	part 6: 6.3.1	M		0 to 65 535	

Table C.89: Long TPUI address of LCE-request paging message implemented

Supported parameters						
Field no.	Name of fields	Reference	Protocol Status	Supp	Values	
					Allowed	Supported
1	W-bit	8.2.1	M		1	
2	LCE header	8.2.1	M		0, 3 to 7	
3	Attributes	8.2.2	M		0, 4, 5, 9, 1 to 15	
4	TPUI address (complete 20 bits)	part 6: 6.3.1	M		$(0 - (2^{*20}) - 1)$	
5	Target bearers	8.2.2	M		0, 1 to 15	
6	MAC packet life	8.2.2	M		0, 8 to 15	

**Table C.90: Long IPUI address of LCE-request paging message implemented**

Supported parameters						
Field no.	Name of fields	Reference	Protocol Status	Supp	Values	
					Allowed	Supported
1	W-bit	8.2.1	M		0	
2	LCE header	8.2.1	M		0, 3 to 7	
3	IPUI class (PUT)	part 6: 6.2.1	M		0 to 7	
4	IPUI address (PUN lowest 28 bits)	8.2.1	M		7 BCD dig. or (0 - (2**28) - 1)	

## C.2.5 Protocol error handling

The supplier of the implementation shall state the support of the implementation for each of the following protocol error and exception handling procedures, in the table below.

**Table C.91: Error and exception handling procedure support**

Item no.	Name of procedure	Reference	Protocol Status	Profile Support
1	eeh_protocol_discriminator_error	17.1	M	
2	eeh_message_too_short	17.2	M	
3	eeh_unsupported_transaction_identity_error	17.3.1	M	
4	eeh_unknown_active_cc_call	17.3.2.1	M	
5	eeh_unknown_active_ciss_call	17.3.2.2	Cciss	I
6	eeh_unknown_active_coms_call	17.3.2.3	Ccoms	I
7	eeh_unknown_active_clms_call	17.3.2.4	Cclms	I
8	eeh_unknown_active_mm_transaction	17.3.2.5	M	
9	eeh_cc_message_error	17.4.1	M	
10	eeh_ciss_message_error	17.4.2	Cciss	I
11	eeh_coms_&_clms_message_error	17.4.3	Ccoms OR clms	I
12	eeh_mm_message_error	17.4.4	M	
13	eeh_info_element_out_of_sequence	17.5.1	M	
14	eeh_duplicated_info_elements	17.5.2	M	
15	eeh_mandatory_info_element_missing_in_cc_message	17.6.1	M	
16	eeh_mandatory_info_element_content_error_in_cc_message	17.6.2	M	
17	eeh_mandatory_info_element_missing_in_coms_&_clms_message	17.6.3	Ccoms OR clms	I
18	eeh_mandatory_info_element_missing_in_mm_message	17.6.4	M	
19	eeh_unrecognized_info_element	17.7.1	M	
20	eeh_non-mandatory_info_element_content_error	17.7.2	M	
21	eeh_data_link_reset	17.8	M	
22	eeh_data_link_failure	17.9	M	



## C.2.6 Negotiation capabilities

The supplier of the implementation shall provide information to describe the negotiation options available in the protocol, and indicate which have been implemented, in the table below.

**Table C.92: Negotiation capabilities**

Item no.	Negotiation capabilities	Involved messages	Negotiation Info Element	Sending (P to F)	
				Protocol Status	Profile Support
1	Prioritized list negotiation, max. 3 values for the repeated info element	CC-SETUP	Call attributes, Connection attributes, IWU attributes	O O O	O O O
2	Prioritized list negotiation, max. 3 values for the repeated info element	MM-AUTH-REJECT	Auth-type	O	O
3	Prioritized list negotiation, max. 3 values for the repeated info element	MM-CIPHER-REJECT	Cipher info	O	O
4	Exchanged attribute negotiation	CC-RELEASE-COM	IWU attributes	O	M
5	Operating parameter negotiation	CC-SETUP-ACK CC-ALERTING CC-CALL-PROC CC-CONNECT	Window size, Transit delay	O O	M I
6	Peer attribute parameter negotiation	CC-SETUP CC-SETUP-ACK CC-ALERTING CC-CALL-PROC CC-CONNECT	IWU attributes	O	O
7	Prioritized list negotiation, max. 3 values for the repeated info element	CC-SERVICE-CHANGE CC-SERVICE-ACCEPT CC-SERVICE-REJECT	IWU attributes, Call attributes, Connection attributes	O	O

**Table C.92A: Negotiation capabilities**

Item no.	Negotiation capabilities	Involved messages	Negotiation Info Element	Receipt (F to P)	
				Protocol Status	Profile Support
1	Prioritized list negotiation, max. 3 values for the repeated info element	CC-SETUP	Call attributes, Connection attributes, IWU attributes	O O O	O O O
2	Prioritized list negotiation, max. 3 values for the repeated info element	MM-AUTH-REJECT	Auth-type	O	O
3	Prioritized list negotiation, max. 3 values for the repeated info element	MM-CIPHER-REJECT	Cipher info	X	
4	Exchanged attribute negotiation	CC-RELEASE-COM	IWU attributes	O	M
5	Operating parameter negotiation	CC-SETUP-ACK CC-ALERTING CC-CALL-PROC CC-CONNECT	Window size, Transit delay	O O	M I
6	Peer attribute parameter negotiation	CC-SETUP CC-SETUP-ACK CC-ALERTING CC-CALL-PROC CC-CONNECT	IWU attributes	O	O
7	Prioritized list negotiation, max. 3 values for the repeated info element	CC-SERVICE-CHANGE CC-SERVICE-ACCEPT CC-SERVICE-REJECT	IWU attributes, Call attributes, Connection attributes	O O O	O O O

## C.2.7 Multi-layer dependencies

The supplier of the implementation shall provide information to identify the implementation support for specific requirements on the underlying layers, not made mandatory by the underlying layer protocol specifications, in the table below. Where appropriate, the supplier shall provide an external reference to the completed PICS for the layer standard.

**Table C.93: Multi-layer dependencies**

<b>Profile Support for specific requirements on underlying layers</b>			
<b>Item no.</b>	<b>Layer</b>	<b>Protocol version support</b>	<b>PICS Reference</b>
1	DLC	ETS 300 175-4 [4]	ETS 300 476-2 [16]
2	MAC	ETS 300 175-3 [3]	ETS 300 476-3 [17]
3	PHL	ETS 300 175-2 [2]	ETS 300 476-4 [18]

---

## History

<b>Document history</b>		
Edition 1	October 1996	Publication as ETS 300 701
V0.3.3	March 1999	Public Enquiry PE 9927: 1999-03-05 to 1999-07-02