

Draft **ETSI EN 300 356-1** V4.1.1 (2000-09)

European Standard (Telecommunications series)

**Integrated Services Digital Network (ISDN);
Signalling System No.7;
ISDN User Part (ISUP) version 4 for the international interface;
Part 1: Basic services**

[ITU-T Recommendations Q.761 to Q.764 (2000) modified]



Reference

REN/SPAN-01082-01

Keywords

ISDN, SS7, ISUP, service, basic

ETSI

650 Route des Lucioles
F-06921 Sophia Antipolis Cedex - FRANCE

Tel.: +33 4 92 94 42 00 Fax: +33 4 93 65 47 16

Siret N° 348 623 562 00017 - NAF 742 C
Association à but non lucratif enregistrée à la
Sous-Préfecture de Grasse (06) N° 7803/88

Important notice

Individual copies of the present document can be downloaded from:

<http://www.etsi.org>

The present document may be made available in more than one electronic version or in print. In any case of existing or perceived difference in contents between such versions, the reference version is the Portable Document Format (PDF). In case of dispute, the reference shall be the printing on ETSI printers of the PDF version kept on a specific network drive within ETSI Secretariat.

Users of the present document should be aware that the document may be subject to revision or change of status. Information on the current status of this and other ETSI documents is available at <http://www.etsi.org/tb/status/>

If you find errors in the present document, send your comment to:
editor@etsi.fr

Copyright Notification

No part may be reproduced except as authorized by written permission.
The copyright and the foregoing restriction extend to reproduction in all media.

© European Telecommunications Standards Institute 2000.
All rights reserved.

Intellectual Property Rights

IPRs essential or potentially essential to the present document may have been declared to ETSI. The information pertaining to these essential IPRs, if any, is publicly available for **ETSI members and non-members**, and can be found in ETSI SR 000 314: *"Intellectual Property Rights (IPRs); Essential, or potentially Essential, IPRs notified to ETSI in respect of ETSI standards"*, which is available from the ETSI Secretariat. Latest updates are available on the ETSI Web server (<http://www.etsi.org/ipr>).

Pursuant to the ETSI IPR Policy, no investigation, including IPR searches, has been carried out by ETSI. No guarantee can be given as to the existence of other IPRs not referenced in ETSI SR 000 314 (or the updates on the ETSI Web server) which are, or may be, or may become, essential to the present document.

Foreword

This European Standard (Telecommunications series) has been produced by ETSI Technical Committee Services and Protocols for Advanced Networks (SPAN), and is now submitted for the Public Enquiry phase of the ETSI standards Two-step Approval Procedure.

The present document is part 1 of a multi-part deliverable covering the ISDN User Part (ISUP) version 4 for the international interface, as identified below:

- Part 1:** "Basic services [ITU-T Recommendations Q.761 to Q.764 (2000) modified]";
- Part 2: "ISDN supplementary services [ITU-T Recommendation Q.730 (2000) modified]";
- Part 3: "Calling Line Identification Presentation (CLIP) supplementary service [ITU-T Recommendation Q.731, clause 3 (1993) modified]";
- Part 4: "Calling Line Identification Restriction (CLIR) supplementary service [ITU-T Recommendation Q.731, clause 4 (1993) modified]";
- Part 5: "Connected Line Identification Presentation (COLP) supplementary service [ITU-T Recommendation Q.731, clause 5 (1993) modified]";
- Part 6: "Connected Line Identification Restriction (COLR) supplementary service [ITU-T Recommendation Q.731, clause 6 (1993) modified]";
- Part 7: "Terminal Portability (TP) supplementary service [ITU-T Recommendation Q.733, clause 4 (1993) modified]";
- Part 8: "User-to-User Signalling (UUS) supplementary service [ITU-T Recommendation Q.737, clause 1 (1997) modified]";
- Part 9: "Closed User Group (CUG) supplementary service [ITU-T Recommendation Q.735, clause 1 (1993) modified]";
- Part 10: "Subaddressing (SUB) supplementary service [ITU-T Recommendation Q.731, clause 8 (1992) modified]";
- Part 11: "Malicious Call Identification (MCID) supplementary service [ITU-T Recommendation Q.731, clause 7 (1997) modified]";
- Part 12: "Conference Call, add-on (CONF) supplementary service [ITU-T Recommendation Q.734, clause 1 (1993) and implementors guide (1998) modified]";
- Part 14: "Explicit Call Transfer (ECT) supplementary service [ITU-T Recommendation Q.732, clause 7 (1996) and implementors guide (1998) modified]";
- Part 15: "Diversion supplementary services [ITU-T Recommendation Q.732, clauses 2 to 5 (2000) modified]";
- Part 16: "Call Hold (HOLD) supplementary service [ITU-T Recommendation Q.733, clause 2 (1993) modified]";

- Part 17: "Call Waiting (CW) supplementary service [ITU-T Recommendation Q.733, clause 1 (1992) modified]";
- Part 18: "Completion of Calls to Busy Subscriber (CCBS) supplementary service [ITU-T Recommendation Q.733, clause 3 (1997) modified]";
- Part 19: "Three-Party (3PTY) supplementary service [ITU-T Recommendation Q.734, clause 2 (1996) and implementors guide (1998) modified]";
- Part 20: "Completion of Calls on No Reply (CCNR) supplementary service [ITU-T recommendation Q.733, clause 5 (2000) modified]";
- Part 21: "Anonymous Call Rejection (ACR) supplementary service [ITU-T Recommendation Q.731, clause 4 (1993)]";
- Part 31: "Protocol Implementation Conformance Statement (PICS) proforma specification for basic services";
- Part 32: "Test Suite Structure and Test Purposes (TSS&TP) specification for basic services";
- Part 33: "Abstract Test Suite (ATS) and partial Protocol Implementation eXtra Information for Testing (PIXIT) proforma specification for basic services";
- Part 34: "Protocol Implementation Conformance Statement (PICS) proforma specification for supplementary services";
- Part 35: "Test Suite Structure and Test Purposes (TSS&TP) specification for supplementary services";
- Part 36: "Abstract Test Suite (ATS) and partial Protocol Implementation eXtra Information for Testing (PIXIT) proforma specification for supplementary services".

NOTE: Part 13 has not been issued.

Proposed national transposition dates	
Date of latest announcement of this EN (doa):	3 months after ETSI publication
Date of latest publication of new National Standard or endorsement of this EN (dop/e):	6 months after doa
Date of withdrawal of any conflicting National Standard (dow):	6 months after doa

Endorsement notice

The elements of ITU-T Recommendations Q.761, Q.762, Q.763 and Q.764 (2000) apply, with the following modifications:

NOTE: New or modified text is indicated using sidebars. In addition, underlining and/or strike-out are used to highlight detailed modifications where necessary.

Global modifications to ITU-T Recommendations Q.761 to Q.764

Replace the clauses "Scope", "References" and "Abbreviations" with the following three clauses (Scope, References, and Abbreviations):

1 Scope

The present document specifies procedures to support basic bearer services and supplementary services defined for the pan-European Integrated Services Digital Network (ISDN) as provided by the European public telecommunications operators by means of the Signalling System No.7 protocol for the ISDN User Part (ISUP).

The present document does not specify the additional protocol requirements where the service is provided to the user via a telecommunications network that is not an ISDN.

Although the present document applies only to the international interconnection, the specification of functions, formats and codes of messages and signals, and actions performed at originating and destination local exchanges are retained.

Formats, codes and procedures marked for national use are included for informative purposes for the international interface specification. If these items so marked are supported within a national network and operator's network, then it is proposed that they shall be supported in this manner.

Items in the present document marked "not required" are not required to be supported.

NOTE: In the case where a national signalling system behaves differently, the international gateway exchange is to support both the concerned national and international network.

The present document is compatible with ETS 300 121 [2] (CCITT Recommendation Q.767).

Descriptions of interworking with CCITT Blue Book (1988) exchanges are informative only.

2 References

The following documents contain provisions which, through reference in this text, constitute provisions of the present document.

- References are either specific (identified by date of publication, edition number, version number, etc.) or non-specific.
- For a specific reference, subsequent revisions do not apply.
- For a non-specific reference, the latest version applies.
- A non-specific reference to an ETS shall also be taken to refer to later versions published as an EN with the same number.

- [1] ITU-T Recommendation E.164 (1997): "The international public telecommunication numbering plan". This Recommendation is also included but not published in I series under alias number I.331. Replaces former E.163 numbering plan. Plus Supplement 1 (1998) "Alternatives for carrier selection and network identification" and Supplement 2 (1998) "Number Portability".
- [2] ETSI ETS 300 121 (1992): "Integrated Services Digital Network (ISDN); Application of the ISDN User Part (ISUP) of CCITT Signalling System No.7 for international ISDN interconnections (ISUP version 1)".
- [3] ETSI EN 300 356-2: "Integrated Services Digital Network (ISDN); Signalling System No.7; ISDN User Part (ISUP) version 4 for the international interface; Part 2: ISDN supplementary services [ITU-T Recommendation Q.730 (2000) modified]".

- [4] ETSI EN 300 356-3: "Integrated Services Digital Network (ISDN); Signalling System No.7; ISDN User Part (ISUP) version 4 for the international interface; Part 3: Calling Line Identification Presentation (CLIP) supplementary service [ITU-T Recommendation Q.731, clause 3 (1993) modified]".
- [5] ETSI EN 300 356-4: "Integrated Services Digital Network (ISDN); Signalling System No.7; ISDN User Part (ISUP) version 4 for the international interface; Part 4: Calling Line Identification Restriction (CLIR) supplementary service [ITU-T Recommendation Q.731, clause 4 (1993) modified]".
- [6] ETSI EN 300 356-5: "Integrated Services Digital Network (ISDN); Signalling System No.7; ISDN User Part (ISUP) version 4 for the international interface; Part 5: Connected Line Identification Presentation (COLP) supplementary service [ITU-T Recommendation Q.731, clause 5 (1993) modified]".
- [7] ETSI EN 300 356-6: "Integrated Services Digital Network (ISDN); Signalling System No.7; ISDN User Part (ISUP) version 4 for the international interface; Part 6: Connected Line Identification Restriction (COLR) supplementary service [ITU-T Recommendation Q.731, clause 6 (1993) modified]".
- [8] ETSI EN 300 356-7: "Integrated Services Digital Network (ISDN); Signalling System No.7; ISDN User Part (ISUP) version 4 for the international interface; Part 7: Terminal Portability (TP) supplementary service [ITU-T Recommendation Q.733, clause 4 (1993) modified]".
- [9] ETSI EN 300 356-8: "Integrated Services Digital Network (ISDN); Signalling System No.7; ISDN User Part (ISUP) version 4 for the international interface; Part 8: User-to-User Signalling (UUS) supplementary service [ITU-T Recommendation Q.737, clause 1 (1997) modified]".
- [10] ETSI EN 300 356-9: "Integrated Services Digital Network (ISDN); Signalling System No.7; ISDN User Part (ISUP) version 4 for the international interface; Part 9: Closed User Group (CUG) supplementary service [ITU-T Recommendation Q.735, clause 1 (1993) modified]".
- [11] ETSI EN 300 356-10: "Integrated Services Digital Network (ISDN); Signalling System No.7; ISDN User Part (ISUP) version 4 for the international interface; Part 10: Subaddressing (SUB) supplementary service [ITU-T Recommendation Q.731, clause 8 (1992) modified]".
- [12] ETSI EN 300 356-11: "Integrated Services Digital Network (ISDN); Signalling System No.7; ISDN User Part (ISUP) version 4 for the international interface; Part 11: Malicious Call Identification (MCID) supplementary service [ITU-T Recommendation Q.731, clause 7 (1997) modified]".
- [13] ETSI EN 300 356-12: "Integrated Services Digital Network (ISDN); Signalling System No.7; ISDN User Part (ISUP) version 4 for the international interface; Part 12: Conference Call, add-on (CONF) supplementary service [ITU-T Recommendation Q.734, clause 1 (1993) and implementors guide (1998) modified]".
- [14] ETSI EN 300 356-14: "Integrated Services Digital Network (ISDN); Signalling System No.7; ISDN User Part (ISUP) version 4 for the international interface; Part 14: Explicit Call Transfer (ECT) supplementary service [ITU-T Recommendation Q.732, clause 7 (1996) and implementors guide (1998) modified]".
- [15] ETSI EN 300 356-15: "Integrated Services Digital Network (ISDN); Signalling System No.7; ISDN User Part (ISUP) version 4 for the international interface; Part 15: Diversion supplementary services [ITU-T Recommendation Q.732, clauses 2 to 5 (2000) modified]".
- [16] ETSI EN 300 356-16: "Integrated Services Digital Network (ISDN); Signalling System No.7; ISDN User Part (ISUP) version 4 for the international interface; Part 16: Call Hold (HOLD) supplementary service [ITU-T Recommendation Q.733, clause 2 (1993) modified]".
- [17] ETSI EN 300 356-17: "Integrated Services Digital Network (ISDN); Signalling System No.7; ISDN User Part (ISUP) version 4 for the international interface; Part 17: Call Waiting (CW) supplementary service [ITU-T Recommendation Q.733, clause 1 (1992) modified]".

- [18] ETSI EN 300 356-18: "Integrated Services Digital Network (ISDN); Signalling System No.7; ISDN User Part (ISUP) version 4 for the international interface; Part 18: Completion of Calls to Busy Subscriber (CCBS) supplementary service [ITU-T Recommendation Q.733, clause 3 (1997) modified]".
- [19] ETSI EN 300 356-19: "Integrated Services Digital Network (ISDN); Signalling System No.7; ISDN User Part (ISUP) version 4 for the international interface; Part 19: Three-Party (3PTY) supplementary service [ITU-T Recommendation Q.734, clause 2 (1996) and implementors guide (1998) modified]".
- [20] ETSI EN 300 356-20: "Integrated Services Digital Network (ISDN); Signalling System No.7; ISDN User Part (ISUP) version 4 for the international interface; Part 20: Completion of Calls on No Reply (CCNR) supplementary service [ITU-T recommendation Q.733, clause 5 (2000) modified]".
- [21] ETSI EN 300 403-1 (V1.3.2): "Integrated Services Digital Network (ISDN); Digital Subscriber Signalling System No. one (DSS1) protocol; Signalling network layer for circuit-mode basic call control; Part 1: Protocol specification [ITU-T Recommendation Q.931 (1993), modified]".
- [22] ETSI EN 300 485 (V1.2.3): "Integrated Services Digital Network (ISDN); Definition and usage of cause and location in Digital Subscriber Signalling System No. one (DSS1) and Signalling System No.7 ISDN User Part (ISUP) [ITU-T Recommendation Q.850 (1998), modified]".

3 Abbreviations

For the purposes of the present document, the following abbreviations apply:

3PTY	Three Party
APM	Application transPort Mechanism
CCBS	Completion of Calls to Busy Subscriber
CCNR	Completion of Calls on No Reply
CD	Call Deflection
CFB	Call Forwarding Busy
CFNR	Call Forwarding No Reply
CFU	Call Forwarding Unconditional
CLIP	Calling Line Identification Presentation
CLIR	Calling Line Identification Restriction
COLP	Connected Line Identification Presentation
COLR	Connected Line Identification Restriction
CONF	Conference call, add-on
CUG	Closed User Group
CW	Call Waiting
ECT	Explicit Call Transfer
GVNS	Global Virtual Network Service
HOLD	Call Hold
ISDN	Integrated Services Digital Network
ISUP	ISDN User Part
ITCC	International Telephony Charge Card service
MCID	Malicious Call Identification
MLPP	Multi-Level Precedence and Preemption
MWI	Message Waiting Indication
REV	REVerse charging supplementary service
SUB	Subaddressing
TP	Terminal Portability
UUS	User-to-User Signalling

VPN Virtual Private Network

Throughout the text of ITU-T Recommendations Q.761 to Q.764 replace references as shown in table 1.

Table 1

Reference in ITU-T Recommendations Q.761 to Q.764	Modified reference
ITU-T Recommendation Q.730	ITU-T Recommendation Q.730 as modified by EN 300 356-2 [3]
ITU-T Recommendation Q.731.3	ITU-T Recommendation Q.731.3 as modified by EN 300 356-3 [4]
ITU-T Recommendation Q.731.4	ITU-T Recommendation Q.731.4 as modified by EN 300 356-4 [5]
ITU-T Recommendation Q.731.5	ITU-T Recommendation Q.731.5 as modified by EN 300 356-5 [6]
ITU-T Recommendation Q.731.6	ITU-T Recommendation Q.731.6 as modified by EN 300 356-6 [7]
ITU-T Recommendation Q.731.7	ITU-T Recommendation Q.731.7 as modified by EN 300 356-11 [12]
ITU-T Recommendation Q.731.8	ITU-T Recommendation Q.731.8 as modified by EN 300 356-10 [11]
ITU-T Recommendation Q.732.2	ITU-T Recommendation Q.732.2 as modified by EN 300 356-15 [15]
ITU-T Recommendation Q.732.3	ITU-T Recommendation Q.732.3 as modified by EN 300 356-15 [15]
ITU-T Recommendation Q.732.4	ITU-T Recommendation Q.732.4 as modified by EN 300 356-15 [15]
ITU-T Recommendation Q.732.5	ITU-T Recommendation Q.732.5 as modified by EN 300 356-15 [15]
ITU-T Recommendation Q.732.7	ITU-T Recommendation Q.732.7 as modified by EN 300 356-14 [14]
ITU-T Recommendation Q.733.1	ITU-T Recommendation Q.733.1 as modified by EN 300 356-17 [17]
ITU-T Recommendation Q.733.2	ITU-T Recommendation Q.733.2 as modified by EN 300 356-16 [16]
ITU-T Recommendation Q.733.3	ITU-T Recommendation Q.733.3 as modified by EN 300 356-18 [18]
ITU-T Recommendation Q.733.4	ITU-T Recommendation Q.733.4 as modified by EN 300 356-7 [8]
ITU-T Recommendation Q.733.5	ITU-T Recommendation Q.733.5 as modified by EN 300 356-20 [20]
ITU-T Recommendation Q.734.1	ITU-T Recommendation Q.734.1 as modified by EN 300 356-12 [13]
ITU-T Recommendation Q.734.2	ITU-T Recommendation Q.734.2 as modified by EN 300 356-19 [19]
ITU-T Recommendation Q.735.1	ITU-T Recommendation Q.735.1 as modified by EN 300 356-9 [10]
ITU-T Recommendation Q.737.1	ITU-T Recommendation Q.737.1 as modified by EN 300 356-8 [9]
ITU-T Recommendation Q.761	ITU-T Recommendation Q.761 as modified by the present document
ITU-T Recommendation Q.762	ITU-T Recommendation Q.762 as modified by the present document
ITU-T Recommendation Q.763	ITU-T Recommendation Q.763 as modified by the present document
ITU-T Recommendation Q.764	ITU-T Recommendation Q.764 as modified by the present document
ITU-T Recommendation Q.767	ETS 300 121 [2]
ITU-T Recommendation Q.850	ITU-T Recommendation Q.850 as modified by EN 300 485 [22]
ITU-T Recommendation Q.931	ITU-T Recommendation Q.931 as modified by EN 300 403-1 [21]

Modifications to ITU-T Recommendation Q.761

Table 1/Q.761

Replace table 1/Q.761 by table 2.

Table 2

Function/service	National use according to ITU-T	International use according to ITU-T	International use according to the present document
Basic call			
Speech/3,1 kHz audio	+	+	+
64 kbit/s unrestricted	+	+	+
Multirate connection types (note)	+	+	+
Nx64 kbit/s connection types	+	+	-
En-bloc address signalling	+	+	+
Overlap address signalling	+	+	+
Transit network selection	+	-	-
Continuity check	+	+	+
Forward transfer	-	+	+
Signalling procedures for connection type allowing fallback capability	+	+	+
Compatibility procedure	+	+	+
Simple segmentation	+	+	+
Tones and announcements	+	+	+
Propagation delay determination procedure	+	+	+
Enhanced echo control signalling procedures	+	+	+
Simple echo control signalling procedures	+	+	+
Automatic repeat attempt	+	+	+
Blocking and unblocking of circuits and circuit groups	+	+	+
Circuit group query	+	-	-
Dual seizure	+	+	+
Transmission alarm handling for digital inter-exchange circuits	+	+	+
Reset of circuits and circuit groups	+	+	+
Receipt of unreasonable signalling information	+	+	+
Access delivery information	+	+	+
Transportation of user teleservice information	+	+	+
Suspend and resume	+	+	+
Temporary trunk blocking	+	-	-
ISDN user part signalling congestion control	+	+	+
Automatic congestion control	+	+	+
Interaction between N-ISDN and INAP	+	+	+
Unequipped circuit identification code	+	-	-
ISDN user part availability control	+	+	+
MTP pause and resume	+	+	+
Overlength messages	+	+	+
Temporary alternative routing (TAR)	+	+	+
Hop counter procedure	+	+	+
Collect call request procedure	+	+	+
Hard-to-Reach	+	+	-
Calling Geodetic location procedure	+	+	+
Carrier Selection Information*	±	-	-
Key: + support - non-support			
NOTE: Multirate connection types are 2 × 64, 384, 1 536 and 1 920 kbit/s.			
*Note This is not part of the ITU-T ISUP 2000 set of recommendations.			

Table 2/Q.761

Replace table 2/Q.761 by table 3.

Table 3

Function/service	National use according to ITU-T	International use according to ITU-T	International use according to the present document
Generic signalling procedures			
End-to-end signalling - Pass along method	+	-	-
End-to-end signalling - SCCP connection oriented	+	+	-
End-to-end signalling - SCCP connectionless	+	-	-
Generic number transfer	+	+	+
Generic digit transfer	+	-	-
Generic notification procedure	+	+	+
Service activation	+	+	+
Remote operations service (ROSE) capability	+	-	-
Network specific facilities	+	-	-
Pre-release information transport	+	+	+
Application Transport Mechanism (APM)	+	+	+
Redirection	+	-	-
Pivot Routeing	+	+	-
Supplementary services			
DDI	+	+	+
MSN	+	+	+
CLIP/CLIR	+	+	+
COLP/COLR	+	+	+
MCID	+	+	+
SUB	+	+	+
TP	+	+	+
CFU, CFB, CFNR	+	+	+
CD	+	+	+
CW	+	+	+
HOLD	+	+	+
CONF	+	+	+
3PTY	+	+	+
CUG	+	+	+
MLPP	+	+	-
UUS, service 1 (implicit)	+	+	+
UUS, service 1 (explicit)	+	+	+
UUS, service 2	+	+	+
UUS, service 3	+	+	+
ECT	+	+	+
CCBS	+	+	+
CCNR	+	+	+
MWI	-	-	+
ITCC	+	+	-
GVNS	+	+	note
REV	+	-	-
Additional functions/services			
VPN	-	-	+
NP	+	-	-
Key: + support - non-support			
NOTE: GVNS is not supported as an ETSI service, but the ITU-T parameters can still be used in conjunction with Core INAP CS2.			

Subclause 6.1

Insert the following before the second last sentence:

"It is a network operator's option whether compatibility information is included for network specific messages and parameters."

Appendix A

Appendix A has the status of an informative annex.

Modifications to ITU-T Recommendation Q.762

Clause 2

Item 2.34 (Release message), delete the sentence:

~~"Where the call is to be redirected the message will also carry the redirection number."~~

Clause 3

Insert the following new items:

3.x IN Service Compatibility: information sent in either direction indicating the IN Services being invoked in a call.

3.y Carrier selection information (CSI): information sent in the forward direction to indicate the method (namely call per call or preselection) being used to invoke carrier selection.

3.z Global Call Reference (GCR): information sent in the forward direction to correlate call activities."

Clause 4

Item 4.2 (address presentation restriction indicator), add the following to the last sentence:

"It may also be used to indicate that the address cannot be ascertained, and in the case of the Calling Party Number only, to indicate that the number may not be presented to a user for reasons other than invocation of the CLIR service ("Presentation Restricted by network")."

Insert the following new items:

4.xx IN Service Compatibility indication: information sent in either direction indicating the IN Services being invoked in a call.

4.ax APM-user Information: information supplied by the APM-user application and conveyed in the Application Transport Parameter.

4.ay Destination Address: address of the node where the APM-user application information shall be delivered.

4.az Destination Address length: binary coded information indicating the number of octets in the Destination Address field.

4.ay Originating Address: address of the node which has initiated the relationship with the remote APM-user application.

4.ax Originating Address length: binary coded information indicating the number of octets in the Originating Address field."

Modifications to ITU-T Recommendation Q.763

Subclause 1.0.5, first paragraph

Insert after the first paragraph:

"It is not necessary to check the parameter values of the parameters that are not under control of ISUP (e.g. User service information, User service information prime, User teleservice information)."

Subclause 1.2, (item e)

Not supported.

Subclause 1.2, table 3/Q.763, part 2

Not supported.

Subclause 1.13

Replace the word "ITU-T" by "ETSI" in the three instances of the word in the subclause.

Clause 1

Insert a new subclause 1.14:

"1.14 Number lengths

For the international interface the number lengths to be supported by the ISUP are restricted by the limits defined by E.164 [1]. This applies to the called party number, whether signalled by the en bloc or overlap methods, and all the other number types transferred by ISUP, e.g. Calling Party Number, etc.

However, within national networks, it is acknowledged that the E.164 [1] number length is too restrictive for some applications, and specifically various national requirements for the extension of the called party number are known. The following remarks are made with regard to extension of number lengths for use within national networks:

Interoperability problems can be foreseen with peer-to-peer interworking to earlier versions of ISUP, which may only support the parameter lengths indicated in previous versions of ISUP.

Gateway exchanges between networks using extended number lengths and the international network have to ensure that only E.164 [1] number lengths are passed to the international network."

Table 5/Q.763

Modify table 5/Q.763 as shown in table 4.

Table 4

Parameter name	Reference (subclause)	Code
⋮	⋮	⋮
Connection Request (not required)	3.17	00001101
⋮	⋮	⋮
MLPP precedence (not required)	3.34	00111010
⋮	⋮	⋮
Pivot capability (not required)	3.84	0111 1011
Pivot routing forward indicators (not required)	3.85	0111 1100
⋮	⋮	⋮
HTR information (not required)	3.89	1000 0010
⋮	⋮	⋮
Pivot counter (not required)	3.93	1000 0111
Pivot routing forward information (not required)	3.94	1000 1000
Pivot routing backward information (not required)	3.95	1000 1001
⋮	⋮	⋮
IN Service Compatibility	3.xx	To be allocated
Carrier selection information	3.yx	1010 0001
Global Call Reference	3.zx	To be allocated
⋮	⋮	⋮
Reserved for national use		01000001

Subclause 3.10, (item e)

Modify the code definition of *Address Presentation Restricted Indicator*:

"11 ~~Reserved for restriction by the network~~ Presentation restricted by network"

Subclause 3.17

Add "(not required)" to the subclause title.

Subclause 3.26, (item c)

Modify the code definition of the following codes:

0000101 ~~spare~~ PISN specific number (national use)

0000110 }

to } spare

1101111 }

Subclause 3.26, (item e)

Modify the code definition of the following code:

"000 ~~spare~~ unknown (national use)"

Subclause 3.34

Add "(not required)" to the subclause title.

Subclause 3.37, bit D

Add "(not required)" to the value 1 (MLPP user) of the MLPP user indicator.

Subclause 3.54

Modify as follows:

The following codes are used in the transmission medium requirement parameter field:

00000000	speech
00000001	spare
00000010	64 kbit/s unrestricted
00000011	3- 13,1 kHz audio
00000100	reserved for alternate speech (service 2)/64 kbit/s unrestricted (service 1)
00000101	reserved for alternate 64 kbit/s unrestricted (service 1)/speech (service 2)
00000110	64 kbit/s preferred
00000111	2 × 64 kbit/s unrestricted
00001000	384 kbit/s unrestricted
00001001	1 536 kbit/s unrestricted
00001010	1 920 kbit/s unrestricted
00001011	}
to	} spare
00001111	}
00010000	reserved for 3 × 64 kbit/s unrestricted
00010001	reserved for 4 × 64 kbit/s unrestricted
00010010	reserved for 5 × 64 kbit/s unrestricted
00010011	spare
00010100	reserved for 7 × 64 kbit/s unrestricted
00010101	reserved for 8 × 64 kbit/s unrestricted
00010110	reserved for 9 × 64 kbit/s unrestricted
00010111	reserved for 10 × 64 kbit/s unrestricted
00011000	reserved for 11 × 64 kbit/s unrestricted
00011001	reserved for 12 × 64 kbit/s unrestricted
00011010	reserved for 13 × 64 kbit/s unrestricted
00011011	reserved for 14 × 64 kbit/s unrestricted
00011100	reserved for 15 × 64 kbit/s unrestricted
00011101	reserved for 16 × 64 kbit/s unrestricted
00011110	reserved for 17 × 64 kbit/s unrestricted
00011111	reserved for 18 × 64 kbit/s unrestricted
00100000	reserved for 19 × 64 kbit/s unrestricted
00100001	reserved for 20 × 64 kbit/s unrestricted
00100010	reserved for 21 × 64 kbit/s unrestricted
00100011	reserved for 22 × 64 kbit/s unrestricted
00100100	reserved for 23 × 64 kbit/s unrestricted
00100101	spare
00100110	reserved for 25 × 64 kbit/s unrestricted
00100111	reserved for 26 × 64 kbit/s unrestricted
00101000	reserved for 27 × 64 kbit/s unrestricted
00101001	reserved for 28 × 64 kbit/s unrestricted
00101010	reserved for 29 × 64 kbit/s unrestricted
00101011	}
to	} spare
11111111	}

Subclause 3.62

Add "(not required)" to the subclause title.

Subclause 3.66

Add "(not required)" to the subclause title.

Subclause 3.69

Not supported.

Subclause 3.82

Modify subclause 3.82:

The format of the application transport parameter field is shown in Figure 77.

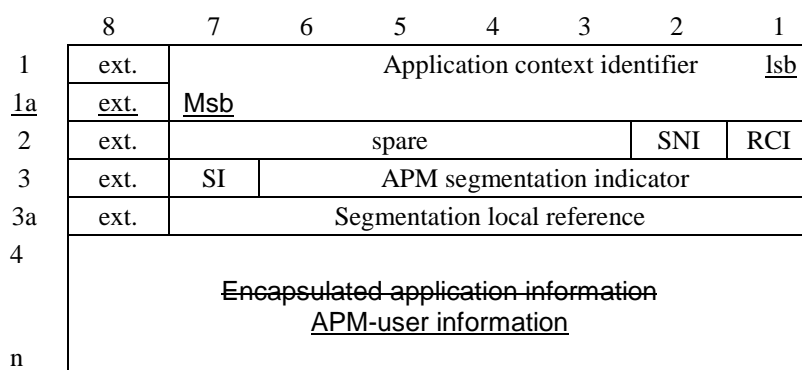


Figure 77/Q.763: Application transport parameter field

The following codes are used in the application transport parameter field:

a) Extension indicator (ext.): as Subclause 3.25 a).

b) Application context identifier (ACI) (Octet 1 and Octet 1a)

b1) If the extension bit is set to 1 in octet 1, octet 1a is absent. The value contained in octet 1 Bits 1-7 shall be interpreted as follows:

0 0 0 0 0 0 0 Unidentified Context and Error Handling (UCEH) ASE

0 0 0 0 0 0 1 PSS1 ASE (VPN)

0 0 0 0 0 1 0 Spare

0 0 0 0 0 1 1 Charging ASE

The preceding values are used by APM'98'-user applications.

0 0 0 0 1 0 0 GAT

0 0 0 0 1 0 1 BAT ASE

0 0 0 0 1 1 0 Enhanced Unidentified Context and Error Handling ASE (EUCEH ASE)

0 0 0 0 1 0 1 1 }
 to } Spare
 0 1 1 1 1 1 1 1 }

1 0 0 0 0 0 0 }
 to } reserved for non-standardized APM'98'-user applications
 1 1 1 1 1 1 1 1 }

b2) If the extension bit is set to 0 in octet 1, octet 1a is present. In that case, the ACI is a 14-bit field:



NOTE: The compatibility mechanism as defined in Q.764 is not applicable to this field.

c) Application transport instruction indicators:

Bit <u>1</u>		<i>Release call indicator (RCI)</i>	
0		do not release call	
1		Release call	
bit <u>2</u>		<i>Send notification indicator (SNI)</i>	
0		do not send notification	
1		Send notification	

d) APM segmentation indicator

000000		final segment	
000001	}		
to	}		
001001	}		
		indicates the number of following segments	
001010	}		
to	}		
111111	}		
		Spare	

NOTE: The compatibility mechanism as defined in Q.764 is not applicable to this field.

e) Sequence indicator (SI)

0		Subsequent segment to first segment
1		New sequence

Segmentation local reference (SLR)

g) APM-user information field

The format and coding of this field depends on the Application Context Identifier.

g1) If the ACI corresponds to an APM'98'-user application, then the format of the APM-user information field is shown in Figure 77.1.




Figure 77.1/Q.763: Content of the APM-user information field for APM'98'-user applications

The content of this field is described in subclause g2D).

g2) If the ACI corresponds to an APM'2000'-user application, then the format of the APM-user information field is shown in Figure 77.2:

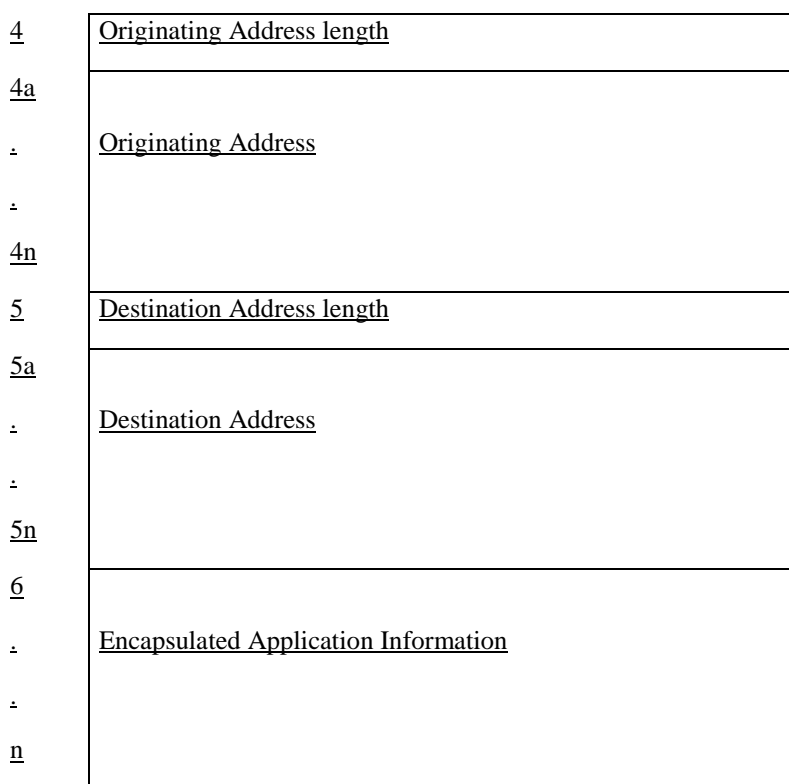


Figure 77.2/Q.763: Content of the APM-user information field for APM'2000'-user applications

The coding of the APM-user information field is as follows:

g2.A) Originating address length

The values are 0, 3-20.

g2.B) Destination address length

The values are 0, 3-20.

g2.C) Originating address/Destination address

The originating address (destination address) field is not present if the originating address length (destination address length) is set to zero.

The format of the Originating and Destination address fields is shown in Figure 77.3.

	<u>8</u>	<u>7</u>	<u>6</u>	<u>5</u>	<u>4</u>	<u>3</u>	<u>2</u>	<u>1</u>
<u>1</u>	<u>O/E</u>		<u>Nature of address indicator</u>					
<u>2</u>	<u>INN Ind.</u>		<u>Numbering plan Ind.</u>			<u>Spare</u>		
<u>3</u>	<u>2nd address signal</u>					<u>1st address signal</u>		
<u>:</u>								
<u>:</u>								
<u>M</u>	<u>Filler (if necessary)</u>					<u>nth address signal</u>		

Figure 77.3/Q.763: Content of the Originating address (Destination address) field

The following codes are used in the Originating address and the Destination address fields:

Odd/even indicator (O/E): as Subclause 3.9 a)

2) Nature of address indicator

<u>0000000</u>	<u>spare</u>
<u>0000001</u>	<u>reserved for subscriber number</u>
<u>0000010</u>	<u>unknown (national use)</u>
<u>0000011</u>	<u>national (significant) number</u>
<u>0000100</u>	<u>international number</u>
<u>0000101</u>	<u>network-specific number (national use)</u>
<u>0000110</u>	<u>network routeing number in national (significant) number format (national use)</u>
	<u>network routeing number in network specific number format (national use)</u>
<u>0000111</u>	<u>reserved for network routeing number concatenated with directory number</u>
<u>0001000</u>	<u>spare</u>
<u>0001001</u> }	
<u>to _____</u> }	
<u>1101111</u> }	<u>reserved for national use</u>
<u>1110000</u> }	
<u>to _____</u> }	
<u>1111110</u> }	
<u>1111111</u>	<u>spare</u>

3) Internal network number indicator (INN ind.)0 routing to internal network number allowed1 routing to internal network number not allowed4) Numbering plan indicator0 0 0 spare0 0 1 ISDN (Telephony) numbering plan (Recommendation E.164 [1])0 1 0 spare0 1 1 reserved for data numbering plan (Recommendation X.121)1 0 0 reserved for telex numbering plan (Recommendation F.69)1 0 1 reserved for national use1 1 0 reserved for national use1 1 1 spare5) Address signal0 0 0 0 digit 00 0 0 1 digit 10 0 1 0 digit 20 0 1 1 digit 30 1 0 0 digit 40 1 0 1 digit 50 1 1 0 digit 60 1 1 1 digit 71 0 0 0 digit 81 0 0 1 digit 91 0 1 0 spare1 0 1 1 code 111 1 0 0 code 121 1 0 1 spare1 1 1 0 spare1 1 1 1 spare

The most significant address signal is sent first. Subsequent address signals are sent in successive 4-bit fields.

6) Filler: as Subclause 3.9 f)g2.D) Encapsulated application information:

Contains the application specific information.

The format and coding of this field is dependent upon the APM-user application and defined in the appropriate recommendation. For APM-user applications that wish to provide a service of transparent transport of information (e.g the case where existing information elements are defined for the transport of certain information) as well as having the ability of passing additional network related information within the public network, then the following guideline is provided:

It is suggested that this field be structured such that the first octet (i.e. first octet of first segment for long APM-user information) is a pointer to information to be transported transparently. The pointer value (in binary) gives the number of octets between the pointer itself (included) and the first octet (not included) of transparent data. The pointer value all zeros is used to indicate that no transparent data is present. The range of octets between the pointer octet and the first octet of transparent data (to which the pointer octet points) contains the network related information to be passed between the applications residing within the public network. The format and coding of both the transparent information and the network related information is application specific and defined in the appropriate recommendation.

Clause 4

Modify the note in tables 21/Q.763 (ACM), 22/Q.763 (ANM), 23/Q.763 (CPG), 27/Q.763 (CON), 32/Q.763 (IAM), 51/Q.763 (APM), 52/Q.763 (PRI):

NOTE: ~~The message may contain one or more Application transport parameter (APP) referring to different Application Context Identifiers.~~ Multiple application transport parameters (APP) can be sent in the same message, provided that they belong to different segmentation sequences.

Subclause 3.85

Not supported.

Subclause 3.89

Not supported.

Subclause 3.93

Not supported.

Subclause 3.94

Not supported.

Subclause 3.95

Not supported.

Subclause 3.xx IN Service Compatibility

The format of the IN Service Compatibility parameter field is shown in Figure X.

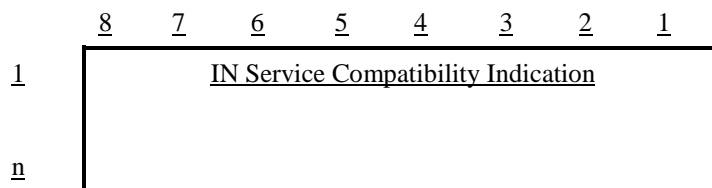


Figure X/Q.763: IN Service Compatibility parameter field

The IN Service Compatibility Indication is coded according to the content of the INServiceCompatibilityIndication parameter defined in Q.1228.

Editors Note: This parameter will be maintained in this EN provided that a code point is allocated by the ITU-T SG11 November 2000 meeting. If the issue is not finalised, at ITU-T at the time of the Public Enquiry resolution the parameter will be removed from this EN.

3.yx Carrier Selection Information (CSI) (national use)

The format of the Carrier Selection Information parameter field is shown in table x.

Table x

<u>8</u>	<u>7</u>	<u>6</u>	<u>5</u>	<u>4</u>	<u>3</u>	<u>2</u>	<u>1</u>
<u>H</u>	<u>G</u>	<u>F</u>	<u>E</u>	<u>D</u>	<u>C</u>	<u>B</u>	<u>A</u>

Figure XX/Q.763: Carrier selection Information parameter field

The following codes are used in the Carrier Selection Information parameter field:

<u>00000000</u>	<u>Reserved for no indication</u>
<u>00000001</u>	<u>Selected Carrier identification pre-subscribed and no input by calling party</u>
<u>00000010</u>	<u>Reserved for selected Carrier identification pre-subscribed and input by calling party</u>
<u>00000011</u>	<u>Reserved for selected Carrier identification pre-subscribed and input by calling party undetermined</u>
<u>00000100</u>	<u>Reserved for selected Carrier identification not pre-subscribed, and input by calling party</u>
<u>00000101</u>	<u>Carrier selected by input of calling party</u>
<u>00000110</u>	<u>Carrier selected by a network operator</u>
<u>00000111</u>	<u>↓</u>
<u>to</u>	<u>reserved</u>
<u>00001000</u>	<u>↓</u>
<u>00001001</u>	<u>↓</u>
<u>to</u>	<u>spare</u>
<u>11111110</u>	<u>↓</u>
<u>11111111</u>	<u>Reserved</u>

3.YY Global Call Reference

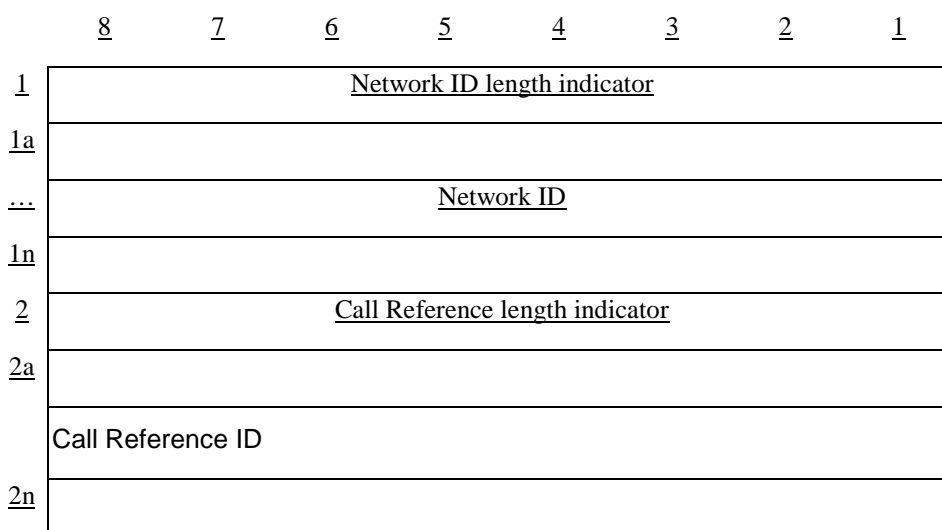


Figure YY: Global Call Reference

The following codes are used in the subfields of the network identity parameter field:

1) Network ID

The following information is used in this subfield of the Global Call Reference parameter field using ASN.1 [??]

NetworkIdentification ::= OBJECT IDENTIFIER

-- Following structure of the networkIdentification value shall be used:

-- {itu-t (0) administration (2) national regulatory authority (x) network (y) node identification (z)}

-- The value for x is the value of the national regulatory authority, the value for y is under the control

-- of the national regulatory authority concerned, the value for z is under the control of the network concerned.

-- The data Country code specified in ITU-T Recommendation X.121 [??] shall be used for "national regulatory authority".

2) Call Reference

A binary number used for the call reference of the call. This is generated by the node for each call.

Editors Note: A procedure and parameters will be included in this EN if it is also agreed at ITU-T Study Group 11 as a BICC and ISUP enhancement. If the issue is not finalised, ("determined" text) at ITU-T at the time of the Public Enquiry resolution the procedure and parameter will be removed from this EN.

Modify table 21/Q.763 as shown in table 5.

Table 5

Message type: Address complete

Parameter	Reference (subclause)	Type	Length (octets)
⋮	⋮	⋮	⋮
HTR information (not required)	3.89	O	4-?
⋮	⋮	⋮	⋮
Pivot routing backward information (not required)	3.95	O	3-?
IN Service Compatibility	3.xx	O	3-?
⋮	⋮	⋮	⋮

Table 22/Q.763

Modify table 22/Q.763 as shown in table 6.

Table 6

Message type: Answer

Parameter	Reference (subclause)	Type	Length (octets)
⋮	⋮	⋮	⋮
Pivot routing backward information (not required)	3.95	O	3-?
IN Service Compatibility	3.xx	<u>O</u>	<u>3-?</u>
⋮	⋮	⋮	⋮

Table 23/Q.763

Modify table 23/Q.763 as shown in table 7.

Table 7

Message type: Call progress

Parameter	Reference (subclause)	Type	Length (octets)
⋮	⋮	⋮	⋮
Pivot routing backward information (not required)	3.95	O	3-?
IN Service Compatibility	3.xx	O	3-?
⋮	⋮	⋮	⋮

Table 27/Q.763

Modify table 27/Q.763 as shown in table 8.

Table 8

Message type: Connect

Parameter	Reference (subclause)	Type	Length (octets)
⋮	⋮	⋮	⋮
HTR information (not required)	3.89	O	4-?
⋮	⋮	⋮	⋮
Pivot routing backward information (not required)	3.95	O	3-?
IN Service Compatibility	3.xx	O	3-?
⋮	⋮	⋮	⋮

Table 32/Q.763

Modify table 32/Q.763 as shown in table 9.

Table 9

Message type: Initial address			
Parameter	Reference (subclause)	Type	Length (octets)
⋮	⋮	⋮	⋮
Circuit assignment map	3.69	⊖	6-7
⋮	⋮	⋮	⋮
Connection request (not required)	3.17	O	7-9
⋮	⋮	⋮	⋮
MLPP precedence (not required)	3.34	O	8
⋮	⋮	⋮	⋮
Pivot capability (not required)	3.84	O	3
⋮	⋮	⋮	⋮
Pivot counter (not required)	3.93	O	3
Pivot routing forward information (not required)	3.94	O	3-?
IN Service Compatibility	3.xx	O	3-?
carrier selection information	3.yx	O	3
Global Call Reference	3.zx	O	6-?
⋮	⋮	⋮	⋮

Table 33/Q.763

Modify table 33/Q.763 as shown in table 10.

Table 10

Message type: Release			
Parameter	Reference (subclause)	Type	Length (octets)
⋮	⋮	⋮	⋮
HTR information (not required)	3.89	O	4-?
⋮	⋮	⋮	⋮

Table 45/Q.763

Modify table 45/Q.763 as shown in table 11

Table 11

Message type: Facility			
Parameter	Reference (subclause)	Type	Length (octets)
⋮	⋮	⋮	⋮
Pivot routing Indicators (not required)	3.85	O	3
⋮	⋮	⋮	⋮
Pivot counter (not required)	3.93	O	3
⋮	⋮	⋮	⋮
Pivot routing backward information (not required)	3.95	O	3-?
IN Service Compatibility	3.xx	O	3-?
⋮	⋮	⋮	⋮

Annex A

Annex A has the status of a normative annex.

Annex B

Annex B has the status of an informative annex for national use.

Modifications to ITU-T Recommendation Q.764

Subclause 2.1

Add new following sentence to the beginning of subclause 2.1:

"The number of digits supported for a call shall be independent of whether enbloc or overlap operation is used."

Subclause 2.1.1.1 (item a)

Modify as follows:

The connection types allowed are:

- speech;
- 3,1 kHz audio;
- 64 kbit/s unrestricted;
- 64 kbit/s unrestricted preferred;
- 2 × 64 kbit/s unrestricted; multirate connection types
- 384 kbit/s unrestricted; multirate connection types
- 1 536 kbit/s unrestricted; multirate connection types
- 1 920 kbit/s unrestricted; multirate connection types
- ~~— Nx64 kbit/s unrestricted (N = 2 – 30).~~

~~NOTE: The procedure assumes that Recommendation E.172 will at an appropriate time include routing rules for the transmission medium requirement parameter value "Nx64 kbit/s unrestricted".~~

Subclause 2.1.2.1 (item a)

Modify as follows:

The connection types allowed are:

- speech;
- 3,1 kHz audio;
- 64 kbit/s unrestricted;
- 64 kbit/s unrestricted preferred;
- 2 × 64 kbit/s unrestricted; multirate connection types
- 384 kbit/s unrestricted; multirate connection types
- 1 536 kbit/s unrestricted; multirate connection types

- 1 920 kbit/s unrestricted; multirate connection types

~~Nx64 kbit/s unrestricted (N = 2 – 30).~~

~~NOTE: The procedure assumes that Recommendation E.172 will at an appropriate time include routing rules for the transmission medium requirement parameter value "Nx64 kbit/s unrestricted".~~

Subclause 2.1.13

Not supported.

Subclause 2.8.2, last paragraph

Modify last paragraph as follows:

"The use of circuits for multirate calls ~~or Nx64 kbit/s connection type~~ has no effect on the blocking (unblocking) procedures, which apply on a per circuit, not per call basis."

Subclause 2.9.1.2, last paragraph

Modify last paragraph as follows:

"As a circuit group may handle a mixture of 64 kbit/s and multirate connection types, ~~and Nx64 kbit/s connection type~~, dual seizure by calls of different connection types is possible. In this case the initial address messages may have different circuit identification codes."

Subclause 2.9.1.3, first paragraph

Delete the sentence:

~~"Further study is required to determine the field of application of each method and to ensure that the two methods do inter-work satisfactorily."~~

Subclause 2.9.1.3, last paragraph

The last paragraph "It is necessary (...) with long propagation time" is applicable to both methods described.

Subclause 2.9.1.4 (item a)

Modify as follows:

"a) Where neither call involved is a multirate connection type ~~or Nx64 kbit/s connection types~~"

Subclause 2.9.1.4 (item d)

Not supported.

Subclause 2.9.3.1 (item h)

Modify as follows:

"h) when the reset circuit message identifies a circuit being used by a multirate connection type ~~or Nx64 kbit/s connection type~~ call, in addition, in order to make idle all circuits used for the call but not indicated in the reset circuit message, send reset circuit messages (or circuit group reset messages) for those circuits to the affected exchange."

Subclause 2.9.3.2 (item g)

Modify as follows:

"g) when the circuit group reset message identifies circuits being used by a multirate connection type ~~or Nx64 kbit/s connection type~~ call, in addition, in order to make idle all circuits used for the call but not indicated in the circuit group reset message, send reset circuit messages (or circuit group reset messages) for those circuits to the affected exchange."

Subclause 2.9.5, third paragraph

Delete the paragraph:

~~"The degree of applicability (...) is for further study."~~

Subclause 2.9.5.1 (item e)

Modify as follows:

"e) if a release complete message is received identifying one of the busy circuits being used by a multirate connection type ~~or Nx64 kbit/s connection type~~ call for which a release message has not been sent, the call will be cleared, all circuits made idle and a release message sent indicating the lowest circuit identification code of the multiple 64 kbit/s circuits used by the call;"

Subclause 2.9.5.1 (item f)

Modify as follows:

"- if the circuit is seized by a call, before receipt of a backward message required for the call set-up, the Reset Circuit Message is sent (or, in the case of a multirate connection type ~~or Nx64 kbit/s connection type~~ call, a circuit group reset message or multiple reset circuit messages are sent)."

Subclause 2.9.5.2 (item i)

Delete the paragraph:

~~"i) Signalling for a facility completely provided between the originating and destination local exchanges could utilize one of the end to end methods defined in Recommendation Q.730 [16], i.e. such facilities do not have to be supported by transit exchanges."~~

Subclause 2.14

Modify the last paragraph as follows

"If the affected destination is a destination (Signalling Point) known by the ISDN User Part, the circuits in the idle state can be used for calls immediately

Or as a national option this exchange shall remain locally blocked, a non-call control message requiring a response shall be sent to the distant ISDN User Part. On receipt of the response message (or any other signalling message) from the distant ISDN User Part the local blocking resulting from the previously received MTP pause primitive shall be removed.

Editor Note: This procedure will be included in this EN if it is also agreed at ITU-T Study Group 11 as a BICC and ISUP enhancement. If the issue is not finalised, ("determined" text) at ITU-T at the time of the Public Enquiry resolution this procedure will be removed from this EN.

Normal call release procedures that may have started during the period of signalling isolation continue and as such will ensure that affected circuits are returned to the idle state."

Subclause 2.16

Insert the following at the end of the subclause:

"An outgoing gateway shall set the Temporary Alternative Routing (TAR) indicator to 0 (no indication) independent of the value received from the national network. An incoming gateway shall set the Temporary Alternative Routing (TAR) indicator to 0 (no indication) independent of the value received from the intermediate network."

Subclause 2.19

Not supported.

Add a new subclause 2.1.x:

"2.1.x Carrier selection information (national use)

2.1.x.1 Action required at the originating local exchange

If a Carrier Selection is invoked by the user (reception of carrier selection information from the access) or by the network operator, the originating exchange shall send the Carrier Selection Information (CSI) parameter in the IAM.

NOTE: the carrier selection information received from the access can be provided by a short prefix conveyed either in the called party number parameter or in the TNS parameter in DSS1.

The CSI parameter shall be set as follows:

If call per call Carrier Selection is not invoked and there is a preselected carrier then the CSI parameter is set to "carrier selection presubscription, and no input by calling party".

If a carrier is call per call selected then the CSI parameter is set to "Carrier selected by input of calling party".

If a carrier is selected by the network operator to which belongs the exchange then the CSI parameter is set to "carrier selected by a network operator".

If no Carrier Selection is invoked, the CSI parameter shall not be sent.

NOTE: It is admitted that this parameter can be present even if the TNS parameter is not present

2.1.x.2 Action required at an intermediate exchange within the originating network

An intermediate exchange shall pass unchanged the CSI parameter to the subsequent exchange.

2.1.x.3 Action required at an outgoing national gateway exchange

An outgoing national gateway exchange will pass on the parameter transparently.

NOTE: It is admitted that this parameter can be present even if the TNS parameter is not present

2.1.x.4 Action required at an incoming national gateway exchange

a) In case the network to which belongs the gateway exchange is explicitly selected:

The handling of the content of the CSI parameter is a network matter. However the parameter shall not be sent to any subsequent network.

b) In case the network to which belongs the gateway exchange is not explicitly selected:

The call is routed through the network with the CSI parameter unchanged.

2.1.x.5 Action required at the destination exchange

No special action required.

2.1.x.6 Action required at an international exchange

An international exchange shall discard the CSI parameter."

Annex A

Annex A has the status of a normative annex.

Modify "Table A.1/Q.764 – Timers in the ISDN User Part" as follows

T4	5-15 minutes	At receipt of MTP-STATUS primitive with the cause "inaccessible remote user " or at receipt of MTP-RESUME primitive.	On expiry, or at receipt of user part available message (or any other)	Send user part test message. Start T4	2.13.2
----	--------------	--	--	---------------------------------------	--------

Annex B

Annex B has the status of an informative annex.

Annex C

Annex C has the status of an informative annex.

Annex D

Annex D has the status of an informative annex.

Annex E

Annex E has the status of an informative annex.

Annex F

Annex F has the status of a normative annex.

Add the following note:

"NOTE: Exceptions and clarifications to ITU-T Recommendation Q.850 are given in EN 300 485 [22]."

Annex G

Annex G has the status of a normative annex.

Annex ZA (informative): Coding of the compatibility information for basic call procedures

It is recommended that the compatibility information should be coded as follows:

ZA.1 Successful call set-up

Editors note: The compatibility information is required for the Global Call Reference and the IN compatibility information parameters.

ZA.1.1 New messages

ZA.1.1.1 Segmentation

a) Instruction indicators:

- bit A: Transit at intermediate exchange indicator;
 - 0 transit interpretation;
- bit B: Release call indicator;
 - 0 do not release call;
- bit C: Send notification indicator;
 - 0 do not send notification;
- bit D: Discard message indicator;
 - 0 do not discard message (pass on);
- bit E: Pass on not possible indicator;
 - 1 discard information;
- bits GF: Broadband/narrowband interworking indicator;
 - 00 pass on.

ZA.1.2 New parameters

ZA.1.2.1 Location number

a) Nth upgraded parameter:

0011 1111 location number.

b) Instruction indicators:

bit A: Transit at intermediate exchange indicator;

0 transit interpretation;

bit B: Release call indicator;

0 do not release call;

bit C: Send notification indicator;

0 do not send notification;

bit D: Discard message indicator;

0 do not discard message (pass on);

bit E: Discard parameter indicator;

0 do not discard parameter (pass on);

bits GF: Pass on not possible indicator;

10 discard parameter;

bits JI: Broadband/narrowband interworking indicator;

0 pass on.

ZA.1.2.2 Origination ISC point code

a) Nth upgraded parameter:

0010 1011 origination ISC point code.

b) Instruction indicators:

bit A: Transit at intermediate exchange indicator;

0 transit interpretation;

bit B: Release call indicator;

0 do not release call;

bit C: Send notification indicator;

0 do not send notification;

bit D: Discard message indicator;

0 do not discard message (pass on);

bit E: Discard parameter indicator;

1 discard parameter;

- bits GF: Pass on not possible indicator;
10 discard parameter;
- bits JI: Broadband/narrowband interworking indicator;
00 pass on.

ZA.1.2.3 Carrier selection information

- a) Nth upgraded parameter:

1010 0001 carrier selection information

- b) Instruction Indicators:

- bit A: Transit at intermediate exchange indicator;
0 transit interpretation;
- bit B: Release call indicator;
0 do not release call;
- bit C: Send notification indicator;
0 do not send notification;
- bit D: Discard message indicator;
0 do not discard message (pass on);
- bit E: Discard parameter indicator;
0 do not discard parameter (pass on);
- bit GF: Pass on not possible indicator;
10 discard parameter;
- bit JI: Broadband/narrowband interworking indicator;
00 pass on.

ZA.2 Transportation of user teleservice information

ZA.2.1 New parameters

ZA.2.1.1 User teleservice information

a) Nth upgraded parameter:

0011 0100 user teleservice information.

b) Instruction indicators:

bit A: Transit at intermediate exchange indicator;

0 transit interpretation;

bit B: Release call indicator;

0 do not release call;

bit C: Send notification indicator;

0 do not send notification;

bit D: Discard message indicator;

0 do not discard message (pass on);

bit E: Discard parameter indicator;

0 do not discard parameter (pass on);

bits GF: Pass on not possible indicator;

10 discard parameter;

bits JI: Broadband/narrowband interworking indicator;

00 pass on.

ZA.3 Access delivery information

ZA.3.1 New parameters

ZA.3.1.1 Access delivery information

a) Nth upgraded parameter:

0010 1110 access delivery information.

b) Instruction indicators:

bit A: Transit at intermediate exchange indicator;

0 transit interpretation;

bit B: Release call indicator;

0 do not release call;

- bit C: Send notification indicator;
 0 do not send notification;
- bit D: Discard message indicator;
 0 do not discard message (pass on);
- bit E: Discard parameter indicator;
 0 do not discard parameter (pass on);
- bits GF: Pass on not possible indicator;
 10 discard parameter;
- bits JI: Broadband/narrowband interworking indicator;
 00 pass on.

ZA.4 Signalling procedures for connection type allowing fallback capability

ZA.4.1 New parameters

ZA.4.1.1 Transmission medium requirement prime

- a) Nth upgraded parameter:
 0011 1110 transmission medium requirement prime.
- b) Instruction indicators:
- bit A: Transit at intermediate exchange indicator;
 1 end node interpretation;
- bit B: Release call indicator;
 0 do not release call;
- bit C: Send notification indicator;
 0 do not send notification;
- bit D: Discard message indicator;
 0 do not discard message (pass on);
- bit E: Discard parameter indicator;
 1 discard parameter;
- bits GF: Pass on not possible indicator;
 10 discard parameter;
- bits JI: Broadband/narrowband interworking indicator;
 00 pass on.

ZA.4.1.2 Transmission medium used

- a) Nth upgraded parameter:
0011 0101 transmission medium used.
- b) Instruction indicators:
- bit A: Transit at intermediate exchange indicator;
1 end node interpretation;
 - bit B: Release call indicator;
0 do not release call;
 - bit C: Send notification indicator;
0 do not send notification;
 - bit D: Discard message indicator;
0 do not discard message (pass on);
 - bit E: Discard parameter indicator;
1 discard parameter;
 - bits GF: Pass on not possible indicator;
10 discard parameter;
 - bits JI: Broadband/narrowband interworking indicator;
00 pass on.

ZA.4.1.3 User service information prime

- a) Nth upgraded parameter:
0011 0000 user service information prime.
- b) Instruction indicators:
- bit A: Transit at intermediate exchange indicator;
1 end node interpretation;
 - bit B: Release call indicator;
0 do not release call;
 - bit C: Send notification indicator;
0 do not send notification;
 - bit D: Discard message indicator;
0 do not discard message (pass on);
 - bit E: Discard parameter indicator;
1 discard parameter;
 - bits GF: Pass on not possible indicator;
10 discard parameter;

bits JI: Broadband/narrowband interworking indicator;
00 pass on.

ZA.5 Propagation delay determination

ZA.5.1 New parameters

ZA.5.1.1 Call history information

a) Nth upgraded parameter:

0010 1101 call history information.

b) Instruction indicators:

bit A: Transit at intermediate exchange indicator;

0 transit interpretation;

bit B: Release call indicator;

0 do not release call;

bit C: Send notification indicator;

0 do not send notification;

bit D: Discard message indicator;

0 do not discard message (pass on);

bit E: Discard parameter indicator;

0 do not discard parameter (pass on);

bits GF: Pass on not possible indicator;

10 discard parameter;

bits JI: Broadband/narrowband interworking indicator;

00 pass on.

ZA.5.1.2 Propagation delay counter

a) Nth upgraded parameter:

0011 0001 propagation delay counter.

b) Instruction indicators:

bit A: Transit at intermediate exchange indicator;

0 transit interpretation;

bit B: Release call indicator;

0 do not release call;

bit C: Send notification indicator;

0 do not send notification;

- bit D: Discard message indicator;
0 do not discard message (pass on);
- bit E: Discard parameter indicator;
0 do not discard parameter (pass on);
- bits GF: Pass on not possible indicator;
10 discard parameter;
- bits JI: Broadband/narrowband interworking indicator;
00 pass on.

ZA.6 Echo control procedure

ZA.6.1 New messages

ZA.6.1.1 Network resource management

a) Instruction indicators:

- bit A: Transit at intermediate exchange indicator;
0 transit interpretation;
- bit B: Release call indicator;
0 do not release call;
- bit C: Send notification indicator;
0 do not send notification;
- bit D: Discard message indicator;
0 do not discard message (pass on);
- bit E: Pass on not possible indicator;
1 discard information;
- bits GF: Broadband/narrowband interworking indicator;
00 pass on.

ZA.6.2 New parameters

ZA.6.2.1 Echo control information

a) Nth upgraded parameter:

0011 0111 echo control information.

b) Instruction indicators:

- bit A: Transit at intermediate exchange indicator;
0 transit interpretation;

- bit B: Release call indicator;
0 do not release call;
- bit C: Send notification indicator;
0 do not send notification;
- bit D: Discard message indicator;
0 do not discard message (pass on);
- bit E: Discard parameter indicator;
0 do not discard parameter (pass on);
- bits GF: Pass on not possible indicator;
10 discard parameter;
- bits JI: Broadband/narrowband interworking indicator;
00 pass on.

ZA.7 Pre-release information procedure

ZA.7.1 New messages

ZA.7.1.1 Pre-release information

a) Instruction indicators:

- bit A: Transit at intermediate exchange indicator;
0 transit interpretation;
- bit B: Release call indicator;
0 do not release call;
- bit C: Send notification indicator;
0 do not send notification;
- bit D: Discard message indicator;
0 do not discard message (pass on);
- bit E: Pass on not possible indicator;
1 discard information;
- bits GF: Broadband/narrowband interworking indicator;
00 pass on.

ZA.8 Support of Temporary Alternative Routing (TAR)

ZA.8.1 New parameters

ZA.8.1.1 Network management controls

a) Nth upgraded parameter:

0101 1011 network management controls.

b) Instruction indicators:

bit A: Transit at intermediate exchange indicator;

0 transit interpretation;

bit B: Release call indicator;

0 do not release call;

bit C: Send notification indicator;

0 do not send notification;

bit D: Discard message indicator;

0 do not discard message (pass on);

bit E: Discard parameter indicator;

0 do not discard parameter (pass on);

bits GF: Pass on not possible indicator;

10 discard parameter;

bits JI: Broadband/narrowband interworking indicator;

00 pass on.

ZA.9 Hop counter procedure

ZA.9.1 New parameters

ZA.9.1.1 Hop counter

a) Nth upgraded parameter:

0011 1101 hop counter.

b) Instruction indicators:

bit A: Transit at intermediate exchange indicator;

0 transit interpretation;

bit B: Release call indicator;

0 do not release call;

- bit C: Send notification indicator;
0 do not send notification;
- bit D: Discard message indicator;
0 do not discard message (pass on);
- bit E: Discard parameter indicator;
0 do not discard parameter (pass on);
- bits GF: Pass on not possible indicator;
10 discard parameter;
- bits JI: Broadband/narrowband interworking indicator;
00 pass on.

ZA.10 Call collect request procedure

ZA.10.1 New parameters

ZA.10.1.1 Collect call request

- a) Nth upgraded parameter:
0111 1001 collect call request.
- b) Instruction indicators:
- bit A: Transit at intermediate exchange indicator;
0 transit interpretation;
- bit B: Release call indicator;
0 do not release call;
- bit C: Send notification indicator;
0 do not send notification;
- bit D: Discard message indicator;
0 do not discard message (pass on);
- bit E: Discard parameter indicator;
0 do not discard parameter (pass on);
- bits GF: Pass on not possible indicator;
10 discard parameter;
- bits JI: Broadband/narrowband interworking indicator;
00 pass on.

Bibliography

The following material, though not specifically referenced in the body of the present document (or not publicly available), gives supporting information.

ETSI EN 301 069-1 (V1.2.3): "Integrated Services Digital Network (ISDN); Signalling System No.7; ISDN User Part (ISUP); Application transport mechanism; Part 1: Protocol specification [ITU-T Recommendation Q.765, modified]".

ETSI EN 301 062-1 (V1.2.2): "Integrated Services Digital Network (ISDN); Signalling System No.7; Support of Virtual Private Network (VPN) applications with Private network Q reference point Signalling System number 1 (PSS1) information flows; Part 1: Protocol specification [ITU-T Recommendations Q.765.1 and Q.699.1, modified]".

History

Document history		
Edition 1	February 1995	Publication as ETS 300 356-1
V3.2.2	August 1998	Publication
V4.1.1	September 2000	Public Enquiry PE 20010126: 2000-09-27 to 2001-01-26